DEPT OF BLDGS 121192903 Job Number
ES700068556 Scan Code

LEGEND

- TROWELLED FINISH @ UNDERSIDE OF SLAB.
- GWB. HUNG CEILING
- J-BOX — JUNCTION BOX
- S/CM — SMOKE/CARBON MONOXIDE DETECTOR
- EC — SPRINKLER
- SECURITY CAMERA
- LINEAR DIFFUSER
- T — TRANSFORMER

REFER TO INTERIOR DESIGN DRAWINGS AND LIGHTING SPECIFICATION FOR CEILING DETAILS AND FURTHER INFORMATION.

REFER TO ENGINEER'S DRAWING FOR BACK OF HOUSE LIGHTING AND FURTHER INFORMATION.

ALL CLG. HEIGHTS MEASURED FROM ABOVE FINISH FL., TYP.

NOTES:

1. HUNG CEILING HEIGHTS ARE THE MINIMUM ALLOWABLE. CONSULT WITH ARCHITECT PRIOR TO THE INSTALLATION OF ANY MECHANICAL, ELECTRIC, PLUMBING OR SPRINKLERS IF ANY CEILING IS TO BE LOWER THAN INDICATED.
2. PROVIDE CEILING ACCESS PANELS FOR HVAC AND PLUMBING AS REQUIRED.
3. FILL ALL SLAB OPENINGS AND SLEEVES THROUGH BEAMS AS APPROVED BY STRUCTURAL ENGINEER (TO BE COORDINATED WITH HVAC, ELECTRIC, PLUMBING AND SPRINKLER).
4. FILL ALL SLAB OPENINGS AND SLEEVES THROUGH BEAMS WITH THERMAFIBER FIRESTOPPING AS REQUIRED AFTER THE INSTALLATION OF ALL DUCTWORK AND PIPEWORK.
5. PROVIDE RAISED POCKETS ALONG LENGTH OF WINDOW WHERE DROPPED CEILING IS LOWER THAN WINDOW TRANSOM. POCKET SHOULD BE LARGE ENOUGH SO AS NOT TO IMPEDE THE FULL OPENING OF A CASEMENT WINDOW FOR CLEANING PURPOSES.
6. SEE DRAWING A-010 AND SPRINKLER DRAWINGS FOR SPRINKLER HEAD DETAILS AND FURTHER INFORMATION.
7. ALL TRIMMED OPENINGS TO BE CONSISTENT WITH THE TOP OF ADJACENT DOORS, TYPICAL.
8. SEE INTERIOR DRAWINGS FOR FURTHER REFLECTED CEILING INFORMATION AT THE PUBLIC AREAS.
9. SEE KITCHEN AND BATHROOM DRAWINGS FOR ADDITIONAL INFORMATION ON LIGHTING.
10. SEE ELECTRICAL AND INTERIOR DESIGNER DRAWINGS FOR TYPES AND LOCATIONS OF ALL CEILING FIXTURES, TYPICAL.
11. TO AVOID ANY CONFLICT, COORDINATE THE LOCATION OF ALL CEILING MOUNTED SPRINKLER HEADS WITH RECESSED CEILING LIGHT FIXTURES AND JUNCTION BOXES.
    a. ALL ELECTRIC FIXTURE LOCATIONS TO HAVE PRIORITY OVER SPRINKLER LOCATIONS
    b. NOTIFY SPRINKLER ENGINEER OF ANY CONFLICTS BETWEEN SPRINKLER HEADS AND CONCRETE BEAMS OR OTHER OBSTRUCTIONS. PROVIDE WALL MOUNTED SPRINKLER HEADS AT THESE LOCATIONS WITH THE ENGINEER'S APPROVAL.
12. ALL DROPPED CEILINGS TO BE 5/8" THICK GYPSUM BOARD UNLESS OTHERWISE NOTED. SEE DRAWING A-605 FOR DETAILS.
13. ALL MECHANICAL, ELECTRIC, PLUMBING & SPRINKLER OFFSETS ARE TO BE ENCLOSED IN THE SPACE PROVIDED, MAINTAINING THE CEILING HEIGHTS INDICATED ON THE REFLECTED CEILING PLANS AND INTERIOR DESIGN DRAWINGS. COORDINATE ALL SLEEVES AND TUNNELS THROUGH CONCRETE BEAMS WITH FULL APPROVAL BY THE STRUCTURAL ENGINEER. CONTRACTOR TO NOTIFY ARCHITECT IF THESE HEIGHTS CANNOT BE ACHIEVED PRIOR TO THE INSTALLATION OF ANY MECHANICAL, ELECTRIC, PLUMBING OF SPRINKLERS.
14. CONTRACTOR TO PROVIDE A COMPOSITE REFLECTED CEILING DRAWING WITH ALL MECHANICAL, ELECTRICAL, PLUMBING, COMMUNICATIONS AND SPRINKLER ITEMS COORDINATED, FOR REVIEW AND APPROVAL BY THE ARCHITECT, INTERIOR DESIGNER, STRUCTURAL ENGINEER AND MECHANICAL ENGINEER.
15. ALL DOOR HEADS & TRIMMED OPENING TO BE 8'-0" A.F.F. U.O.N.
16. WHERE CONCRETE BEAMS ARE TO REMAIN EXPOSED, SAND TO A SMOOTH FINISH AND APPLY PAINTED KADEX. WHERE CONCRETE BEAMS ARE TO BE FURRED OUT. FOLLOW TYPICAL CONSTRUCTION PROCEDURE FOR HUNG CEILINGS, SEE DRAWING A-605.
17. SEE SPECIFICATIONS FOR FURTHER INFORMATION, TYPICAL.
18. ALL LIGHT FIXTURES IN PUBLIC CORRIDOR ABOVE APARTMENT ENTRY DOORS TO BE CENTERED ON DOORS, TYP.
19. ALL LIGHT FIXTURES TO BE CENTERED AND SPACED IN KITCHENS, BATHROOMS, POWDER ROOMS, CORRIDORS, FOYERS AND CLOSETS, U.O.N. EX.:CORRIDOR.
20. PROVIDE SLEEVES WHERE REQ'D SEE SP. DWGS. FOR LOCATIONS, TYP.
21. SEE F.P. DWGS. FOR SPRINKLER PIPING AND HEAD LOCATIONS. HEADS TO BE LOCATED/CENTERED AS INDICATED UNLESS OTHERWISE PERMITTED/LIMITED BY CODE.
22. LOCATE CLG. REGISTERS INSTEAD OF TOP REGISTERS WHERE DUCT ENTERS A KITCHEN OR BATHROOM FROM CLG. THAT IS HIGHER THAN THE KITCHEN OR BATHROOM CLG.
EX.: PLAN
23. SMOKE / CARBON MONOXIDE DETECTORS CAN BE LOCATED ABOVE DOORS IN LIEU OF IN CEILINGS. THEY SHOULD BE CENTERED ON DOORS. SMOKE / CARBON MONOXIDE DETECTORS MUST BE LOCATED WITHIN 10'-0" OF ENTRIES TO ALL BEDROOMS, TYP.
24. HARDWIRED CARBON MONOXIDE DETECTORS SHALL COMPLY WITH RS 17-13 AND INSTALLED IN ACCORDANCE WITH RS 17-14. IT SHALL BE PROVIDED IN EVERY DWELLING UNIT WITHIN 15 FEET ON THE PRIMARY ENTRANCE OF EACH BEDROOM.
25. ALL EXIT SIGNS TO BE RECESSED CEILING MOUNTED, U.O.N.
26. PROVIDE 2 HR FIRE-RATED ENCLOSURE ON ALL RISERS AS PER ENGINEER'S DRAWINGS.

LIGHTING SCHEDULE

SEE ELECTRICAL DWGS FOR COMPLETE LIGHTING SCHEDULE

FIXT.	FIXT. LOCATION	DESCRIPTION
LA01	RESIDENTIAL CORRIDOR/ELEVATORS	RECESSED 2-CELL TRIMMED DOWNLIGHT WITH 2-1/4"x1-1/4" APERTURE AND BLACK TRIM.
LA02	RESIDENTIAL CORRIDOR	LINEAR LED STRIP IN EXTRUDED ALUMINUM CHANNEL WITH DIFFUSING LENS.
LA03	RESIDENTIAL UNIT	RECESSED FLUSH-MOUNT PINHOLE APERTURE DOWNLIGHT W/ FLUSH MOUNTED TRIM.
LA04	RESIDENTIAL UNIT	LINEAR LED STRIP IN EXTRUDED ALUMINUM CHANNEL WITH DIFFUSING LENS.
LA05	RESIDENTIAL UNIT	LINEAR LED STRIP IN EXTRUDED ALUMINUM CHANNEL WITH DIFFUSING LENS.
LA06	RESIDENTIAL UNIT	11" SURFACE MOUNT CLOSET FIXTURE.
LA07	RESIDENTIAL UNIT	WET RATED LINEAR LED STRIP IN EXTRUDED ALUMINUM CHANNEL WITH DIFFUSING LENS.
LA08	BATHROOMS THROUGHOUT	WET RATED LINEAR LED STRIP IN EXTRUDED ALUMINUM CHANNEL WITH DIFFUSING LENS.
LA09H	RESIDENTIAL UNIT, TYP. KITCHEN	TRACK MOUNTED SMALL PROFILE ADJUSTABLE LED ACCENT LIGHT.
LA09T	RESIDENTIAL UNIT, TYP. KITCHEN	SURFACE MOUNTED POWER DISTRIBUTION TRACK SYSTEM.
LA17	LOBBY CHANDELIER	LINEAR LINE VOLTAGE LED GRAZER WITH 40x40 OPTIC
LA18	THROUGHOUT	LINEAR LINE VOLTAGE LED GRAZER WITH 9X29 OPTIC.
LA19	THROUGHOUT	RECESSED 2-CELL TRIMMED DOWNLIGHT WITH 2-1/4"X1-1/4" APERTURE AND BLACK TRIM.
LA20	THROUGHOUT	RECESSED 2-CELL TRIMMED DOWNLIGHT WITH 2-1/4"x1-1/4" APERTURE AND BLACK TRIM.
LA21	THROUGHOUT	RECESSED 5-CELL TRIMMED WALL WASH DOWNLIGHT WITH 5-1/4"x1-1/4" APERTURE AND BLACK TRIM.
LA22	THROUGHOUT	RECESSED 5-CELL TRIMMED WALL WASH DOWNLIGHT WITH 5-1/4"x1-1/4" APERTURE AND BLACK TRIM.
LA23	THROUGHOUT	RECESSED 10-CELL TRIMMED DOWNLIGHT WITH 10-1/4"x1-1/4" APERTURE AND BLACK TRIM.
LA24A	LOBBY	RECESSED 10-CELL TRIMMED DOWNLIGHT WITH 10-1/4"x1-1/4" APERTURE AND BLACK TRIM.
LA24B	LOBBY	RECESSED 10-CELL TRIMMED DOWNLIGHT WITH 10-1/4"x1-1/4" APERTURE AND BLACK TRIM.
LA25	THROUGHOUT	WET RATED SEMI-RECESSED 2-CELL TRIMLESS DOWNLIGHT WITH GLASS LENS AND BLACK REFLECTOR.
LA26	THROUGHOUT	WET RATED SEMI-RECESSED 5-CELL TRIMLESS DOWNLIGHT WITH GLASS LENS AND BLACK REFLECTOR.
LA27	THROUGHOUT	LOW WATTAGE LINEAR LED STRIP IN EXTRUDED ALUMINUM CHANNEL WITH DIFFUSING LENS.
LA28	THROUGHOUT	MID WATTAGE LINEAR LED STRIP IN EXTRUDED ALUMINUM CHANNEL WITH DIFFUSING LENS.
LA29	THROUGHOUT	RECESSED 4" PERIMETER WALL GRAZER WITH 3" REGRESSED LENS.
LA30	KIDS ROOM	MODULAR LED PANEL SYSTEM FOR BACKLIT CEILING APPLICATIONS.
LA31	THROUGHOUT	LINEAR LINE VOLTAGE LED GRAZER WITH 15X23 OPTIC.
LA34A	YOGA	PENDANT MOUNTED LINEAR LED FIXTURE (UP AND DOWN).
LA34B	FITNESS	PENDANT MOUNTED LINEAR LED FIXTURE (DOWN).
LA34C	BASKETBALL COURT	PENDANT MOUNTED LINEAR LED FIXTURE (DOWN).
LA35	CHANGING ROOM	FLEXIBLE LINEAR LED NEON, WITH DIMMABLE TRANSFORMER EQUAL TO FLEX DC NEON MLV DRIVER.
LA36	POOL	MODIFIED STANDARD FOR 12V APPLICATION USED ADJACENT TO POOL, IP69 SUBMERSIBLE
LA37	POOL	SURFACE MOUNTED 6" DIAMETER LED DOWNLIGHT
LA39	BASKETBALL COURT	LINEAR LINE VOLTAGE LED STRIP WITH ASYMMETRIC THROW.
LA40	KIDS SPACE	RECESSED LED DOWNLIGHT WITH SMALL APERTURE.
LA43	CELLAR	CEILING MOUNTED LED FIXTURE.
LA44A	PET WASH	WALL MOUNTED DIRECT/INDIRECT LED FIXTURE - 6' LONG.
LA44B	PET WASH	WALL MOUNTED DIRECT/INDIRECT LED FIXTURE - 12' LONG.
LA45	SAUNA (DRY SAUNA)	RECESSED MOUNTED FIBER OPTIC END EMITTING PAVER EQUIPPED WITH LED ILLUMINATOR.
LA46	60TH FLOOR	SURFACE MOUNTED ADJUSTABLE INTEGRAL LED ACCENT LIGHT.
LA47	DOUBLE HEIGHT KITCHENS	HIGH OUTPUT LED TAPELIGHT IN RECESSED CHANNEL
LT-K1	KITCHENS AS NOTED	DECORATIVE PENDANT BY INTERIOR DESIGNER.
LX01.1	PLAZA CATENARY	SUSPENDED LED FLOODLIGHT CATENARY SYSTEM WITH FLOOD OPTIC.
LX01.2	PLAZA CATENARY	SUSPENDED LED FLOODLIGHT CATENARY SYSTEM WITH TYPE 2 STREET OPTIC.
LX03	PLAZA FACADE	SURFACE MOUNTED WALL WASHER.
LX04	PLAZA LANDSCAPE	STAKE MOUNTED LED ACCENT LIGHT WITH ADJUSTABLE BEAM ANGLE.
LX06	LOGGIA	SURFACE MOUNTED IN ARCHITECTURAL DETAIL. SIDE VIEW LINEAR LED LIGHT STRIP.
LX07	BULKHEAD	EXTERIOR RATED SURFACE MOUNTED 2700K LED SPOTLIGHT
LX08	FULTON ST. CANOPY	LINEAR LED RECESSED PERIMETER SLOT
LX10	60TH FLOOR COURTYARD	CUSTOM WALL MOUNT LED SCONCE
LX11	LOGGIA	SURFACE MOUNTED DECORATIVE LED SCONCE
LX12	4TH FL TERRACE	WET LOCATION LISTED SURFACE MOUNTED 2700K LED SPOTLIGHT
LX13	4TH FL TERRACE	WET LOCATION LISTED, STAKE/POWER PIPE MOUNTED SMALL PROFILE, LED ACCENT
LX14	4TH FL TERRACE	WET LOCATION LISTED LINEAR LINE VOLTAGE LED GRAZER WITH 9x29 OPTIC AND HEXCELL LOUVRE
LX15	4TH FL. TERRACE	WET LOCATION LISTED, EXTERIOR, SMALL PROFILE, LED STEP-LIGHT
LX16	2ND FLOOR TERRACE	LIGHT BUILDING ELEMENT WITH SINGLE-SIDED LIGHT OUTPUT

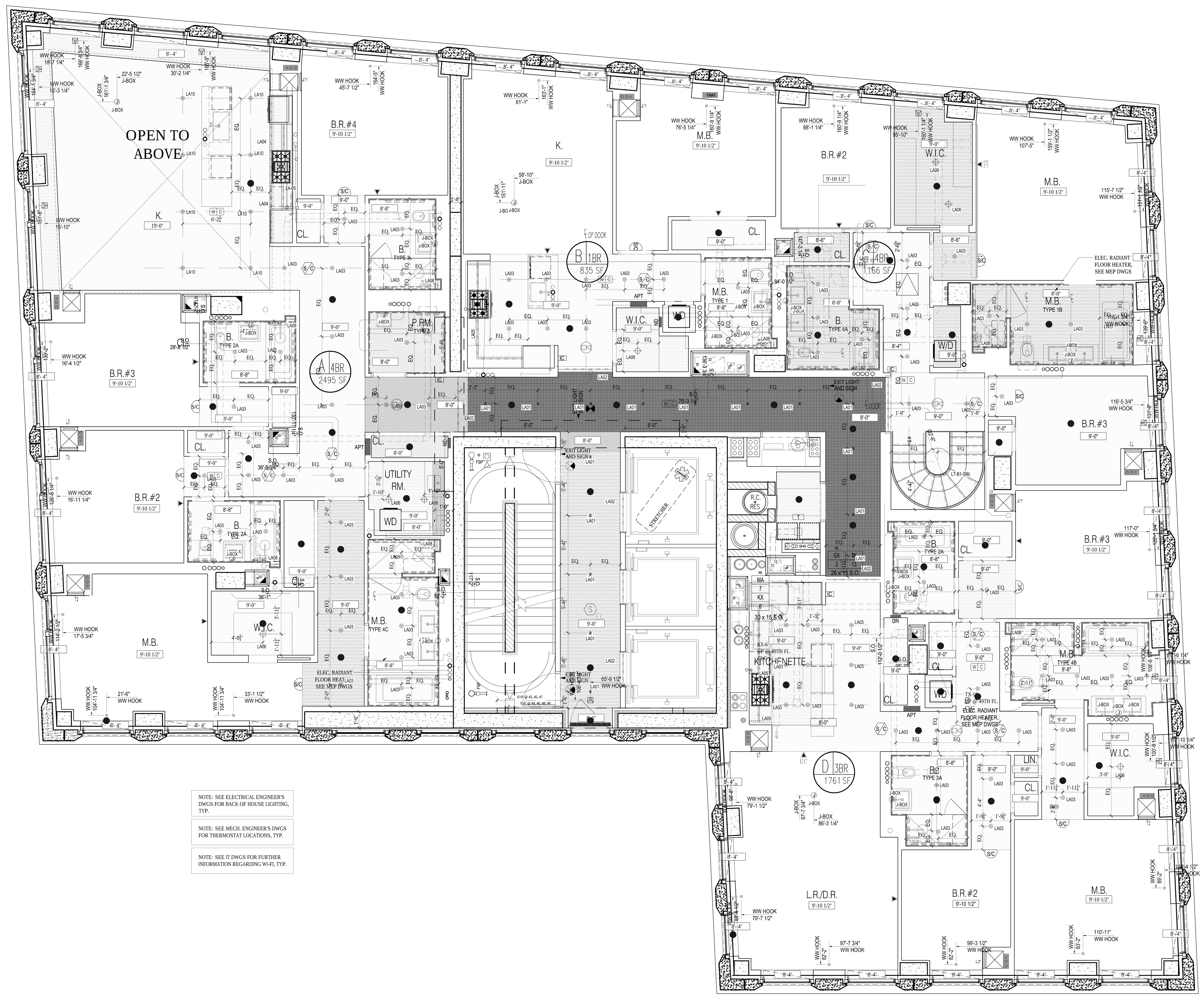

NOTE: SEE ELECTRICAL ENGINEER'S DWGS FOR BACK OF HOUSE LIGHTING, TYP.

NOTE: SEE MECH. ENGINEER'S DWGS FOR THERMOSTAT LOCATIONS, TYP.

NOTE: SEE IT DWGS FOR FURTHER INFORMATION REGARDING WI-FI, TYP.

1 — 45TH & 47TH FLOOR RCP
SCALE: 1/4" = 1'-0"

Clara Gomez
NYC Buildings APPROVED
Under Directive 2 of 1975
Date: 11/06/2017:
NYC Development Hub

NOTES:

Number:	Date:	Revision:
3	10/30/2017	ISSUED TO DOB
2	06/14/2017	ISSUED FOR CONSTRUCTION
1	03/31/2017	95% CD SUBMISSION

Project:
130 WILLIAM STREET
130 WILLIAM STREET
NEW YORK, NY 10038

Client:
THE LIGHTSTONE GROUP
130 WILLIAM STREET PROPERTY OWNER LLC
460 PARK AVE, 13TH FLOOR
NEW YORK, NY 10022
(212) 616-9971

Architect:
HILL | WEST ARCHITECTS
11 BROADWAY
17TH FLOOR
NEW YORK, NY 10004
T. 212 213 8007

Creative Director
Adjaye Associates
415 Broadway, 3rd Fl.
New York, NY 10013
(212) 965-8477

Building Structures:
McNamara Salvia
62 West 45th Street, 11th Fl.
New York, NY 10036
(212) 246-9800

MEP Engineer:
Ventrop ECG, LLC
365 W 34th Street, 3rd Fl.
New York, NY 10001
(212) 244-5060

Exterior Facade Consultant:
Gilsanz Murray Steficek, LLP
129 West 27th Street, 5th Fl.
New York, NY 10001
(212) 254-0030

Landscape Architect:
Weintraub Diaz, LLC
19 New Street
Nyack, NY 10960
(845) 353-2500

Civil Engineer & Acoustic Consultant:
AKRF Engineering PC
440 Park Avenue South, 7th Fl.
New York, NY 10016
(646) 388-9829

IT & Security Consultant:
Anj Communications
133 Sunny Ridge Road
Harrison, New York 10528
(914) 967-1967

Pool Consultant:
Integrated Aquatics Engineering, Inc.
75 Shewell Ave
Doylestown, PA 18901
(215) 230-8623

Elevator Consultant:
Jenkins and Huntington
1251 Avenue of the Americas
New York, NY 10020
(212)-696-1818

DOB STAMPS & SIGNATURES:

DWG TITLE:
45TH & 47TH FLOOR RCP (CONSTRUCTION)
54TH & 56TH FLOOR RCP (MARKETING)

NB#121192903

SEAL & SIGNATURE:
REGISTERED ARCHITECT DAVID CHARLES WEST No. 020801 STATE OF NEW YORK

DATE: 10/30/2017
PROJECT #: 14A26
SCALE: 1/4" = 1'-0"
A-245.00
DWG NO.

J:\14A26 130 William Street\Arch\1_Drawing Sets\110_Submissions

DEPT OF BLDGS 121192903 Job Number

ES476533411 Scan Code

LEGEND

- TROWELLED FINISH @ UNDERSIDE OF SLAB.
- GWB. HUNG CEILING
- JUNCTION BOX
- SMOKE/CARBON MONOXIDE DETECTOR
- SPRINKLER
- SECURITY CAMERA
- LINEAR DIFFUSER
- TRANSFORMER

REFER TO INTERIOR DESIGN DRAWINGS AND LIGHTING SPECIFICATION FOR CEILING DETAILS AND FURTHER INFORMATION.

REFER TO ENGINEER'S DRAWING FOR BACK OF HOUSE LIGHTING AND FURTHER INFORMATION.

ALL CLG. HEIGHTS MEASURED FROM ABOVE FINISH FL., TYP.

NOTES:

1. HUNG CEILING HEIGHTS ARE THE MINIMUM ALLOWABLE. CONSULT WITH ARCHITECT PRIOR TO THE INSTALLATION OF ANY MECHANICAL, ELECTRIC, PLUMBING OR SPRINKLERS IF ANY CEILING IS TO BE LOWER THAN INDICATED.
2. PROVIDE CEILING ACCESS PANELS FOR HVAC AND PLUMBING AS REQUIRED.
3. FILL ALL SLAB OPENINGS AND SLEEVES THROUGH BEAMS AS APPROVED BY STRUCTURAL ENGINEER (TO BE COORDINATED WITH HVAC, ELECTRIC, PLUMBING AND SPRINKLER).
4. FILL ALL SLAB OPENINGS AND SLEEVES THROUGH BEAMS WITH THERMAFIBER FIRESTOPPING AS REQUIRED AFTER THE INSTALLATION OF ALL DUCTWORK AND PIPEWORK.
5. PROVIDE RAISED POCKETS ALONG LENGTH OF WINDOW WHERE DROPPED CEILING IS LOWER THAN WINDOW TRANSOM. POCKET SHOULD BE LARGE ENOUGH SO AS NOT TO IMPEDE THE FULL OPENING OF A CASEMENT WINDOW FOR CLEANING PURPOSES.
6. SEE DRAWING A-010 AND SPRINKLER DRAWINGS FOR SPRINKLER HEAD DETAILS AND FURTHER INFORMATION.
7. ALL TRIMMED OPENINGS TO BE CONSISTENT WITH THE TOP OF ADJACENT DOORS, TYPICAL.
8. SEE INTERIOR DRAWINGS FOR FURTHER REFLECTED CEILING INFORMATION AT THE PUBLIC AREAS.
9. SEE KITCHEN AND BATHROOM DRAWINGS FOR ADDITIONAL INFORMATION ON LIGHTING.
10. SEE ELECTRICAL AND INTERIOR DESIGNER DRAWINGS FOR TYPES AND LOCATIONS OF ALL CEILING FIXTURES, TYPICAL.
11. TO AVOID ANY CONFLICT, COORDINATE THE LOCATION OF ALL CEILING MOUNTED SPRINKLER HEADS WITH RECESSED CEILING LIGHT FIXTURES AND JUNCTION BOXES.
    a. ALL ELECTRIC FIXTURE LOCATIONS TO HAVE PRIORITY OVER SPRINKLER LOCATIONS
    b. NOTIFY SPRINKLER ENGINEER OF ANY CONFLICTS BETWEEN SPRINKLER HEADS AND CONCRETE BEAMS OR OTHER OBSTRUCTIONS. PROVIDE WALL MOUNTED SPRINKLER HEADS AT THESE LOCATIONS WITH THE ENGINEER'S APPROVAL.
12. ALL DROPPED CEILINGS TO BE 5/8" THICK GYPSUM BOARD UNLESS OTHERWISE NOTED. SEE DRAWING A-605 FOR DETAILS.
13. ALL MECHANICAL, ELECTRIC, PLUMBING & SPRINKLER OFFSETS ARE TO BE ENCLOSED IN THE SPACE PROVIDED, MAINTAINING THE CEILING HEIGHTS INDICATED ON THE REFLECTED CEILING PLANS AND INTERIOR DESIGN DRAWINGS. COORDINATE ALL SLEEVES AND TUNNELS THROUGH CONCRETE BEAMS WITH FULL APPROVAL BY THE STRUCTURAL ENGINEER. CONTRACTOR TO NOTIFY ARCHITECT IF THESE HEIGHTS CANNOT BE ACHIEVED PRIOR TO THE INSTALLATION OF ANY MECHANICAL, ELECTRIC, PLUMBING OF SPRINKLERS.
14. CONTRACTOR TO PROVIDE A COMPOSITE REFLECTED CEILING DRAWING WITH ALL MECHANICAL, ELECTRICAL, PLUMBING, COMMUNICATIONS AND SPRINKLER ITEMS COORDINATED, FOR REVIEW AND APPROVAL BY THE ARCHITECT, INTERIOR DESIGNER, STRUCTURAL ENGINEER AND MECHANICAL ENGINEER.
15. ALL DOOR HEADS & TRIMMED OPENING TO BE 8'-0" A.F.F. U.O.N.
16. WHERE CONCRETE BEAMS ARE TO REMAIN EXPOSED, SAND TO A SMOOTH FINISH AND APPLY PAINTED KADEX. WHERE CONCRETE BEAMS ARE TO BE FURRED OUT, FOLLOW TYPICAL CONSTRUCTION PROCEDURE FOR HUNG CEILINGS, SEE DRAWING A-605.
17. SEE SPECIFICATIONS FOR FURTHER INFORMATION, TYPICAL.
18. ALL LIGHT FIXTURES IN PUBLIC CORRIDOR ABOVE APARTMENT ENTRY DOORS TO BE CENTERED ON DOORS, TYP.
19. ALL LIGHT FIXTURES TO BE CENTERED AND SPACED IN KITCHENS, BATHROOMS, POWDER ROOMS, CORRIDORS, FOYERS AND CLOSETS, U.O.N. EX.:CORRIDOR.
20. PROVIDE SLEEVES WHERE REQ'D SEE SP. DWGS. FOR LOCATIONS, TYP.
21. SEE F.P. DWGS. FOR SPRINKLER PIPING AND HEAD LOCATIONS. HEADS TO BE LOCATED/CENTERED AS INDICATED UNLESS OTHERWISE PERMITTED/LIMITED BY CODE.
22. LOCATE CLG. REGISTERS INSTEAD OF TOP REGISTERS WHERE DUCT ENTERS A KITCHEN OR BATHROOM FROM CLG. THAT IS HIGHER THAN THE KITCHEN OR BATHROOM CLG. EX.: PLAN
23. SMOKE / CARBON MONOXIDE DETECTORS CAN BE LOCATED ABOVE DOORS IN LIEU OF IN CEILINGS. THEY SHOULD BE CENTERED ON DOORS. SMOKE / CARBON MONOXIDE DETECTORS MUST BE LOCATED WITHIN 10'-0" OF ENTRIES TO ALL BEDROOMS, TYP.
24. HARDWIRED CARBON MONOXIDE DETECTORS SHALL COMPLY WITH RS 17-13 AND INSTALLED IN ACCORDANCE WITH RS 17-14. IT SHALL BE PROVIDED IN EVERY DWELLING UNIT WITHIN 15 FEET ON THE PRIMARY ENTRANCE OF EACH BEDROOM.
25. ALL EXIT SIGNS TO BE RECESSED CEILING MOUNTED, U.O.N.
26. PROVIDE 2 HR FIRE-RATED ENCLOSURE ON ALL RISERS AS PER ENGINEER'S DRAWINGS.

LIGHTING SCHEDULE

SEE ELECTRICAL DWGS FOR COMPLETE LIGHTING SCHEDULE

FIXT.	FIXT. LOCATION	DESCRIPTION
LA01	RESIDENTIAL CORRIDOR/ELEVATORS	RECESSED 2-CELL TRIMMED DOWNLIGHT WITH 2-1/4"x1-1/4" APERTURE AND BLACK TRIM.
LA02	RESIDENTIAL CORRIDOR	LINEAR LED STRIP IN EXTRUDED ALUMINUM CHANNEL WITH DIFFUSING LENS.
LA03	RESIDENTIAL UNIT	RECESSED FLUSH-MOUNT PINHOLE APERTURE DOWNLIGHT W/ FLUSH MOUNTED TRIM.
LA04	RESIDENTIAL UNIT	LINEAR LED STRIP IN EXTRUDED ALUMINUM CHANNEL WITH DIFFUSING LENS.
LA05	RESIDENTIAL UNIT	LINEAR LED STRIP IN EXTRUDED ALUMINUM CHANNEL WITH DIFFUSING LENS.
LA06	RESIDENTIAL UNIT	11" SURFACE MOUNT CLOSET FIXTURE.
LA07	RESIDENTIAL UNIT	WET RATED LINEAR LED STRIP IN EXTRUDED ALUMINUM CHANNEL WITH DIFFUSING LENS.
LA08	BATHROOMS THROUGHOUT	WET RATED LINEAR LED STRIP IN EXTRUDED ALUMINUM CHANNEL WITH DIFFUSING LENS.
LA09H	RESIDENTIAL UNIT, TYP. KITCHEN	TRACK MOUNTED SMALL PROFILE ADJUSTABLE LED ACCENT LIGHT.
LA09T	RESIDENTIAL UNIT, TYP. KITCHEN	SURFACE MOUNTED POWER DISTRIBUTION TRACK SYSTEM.
LA17	LOBBY CHANDELIER	LINEAR LINE VOLTAGE LED GRAZER WITH 40x40 OPTIC
LA18	THROUGHOUT	LINEAR LINE VOLTAGE LED GRAZER WITH 9X29 OPTIC.
LA19	THROUGHOUT	RECESSED 2-CELL TRIMMED DOWNLIGHT WITH 2-1/4"X1-1/4" APERTURE AND BLACK TRIM.
LA20	THROUGHOUT	RECESSED 2-CELL TRIMMED DOWNLIGHT WITH 2-1/4"x1-1/4" APERTURE AND BLACK TRIM.
LA21	THROUGHOUT	RECESSED 5-CELL TRIMMED WALL WASH DOWNLIGHT WITH 5-1/4"x1-1/4" APERTURE AND BLACK TRIM.
LA22	THROUGHOUT	RECESSED 5-CELL TRIMMED WALL WASH DOWNLIGHT WITH 5-1/4"x1-1/4" APERTURE AND BLACK TRIM.
LA23	THROUGHOUT	RECESSED 10-CELL TRIMMED DOWNLIGHT WITH 10-1/4"x1-1/4" APERTURE AND BLACK TRIM.
LA24A	LOBBY	RECESSED 10-CELL TRIMMED DOWNLIGHT WITH 10-1/4"x1-1/4" APERTURE AND BLACK TRIM.
LA24B	LOBBY	RECESSED 10-CELL TRIMMED DOWNLIGHT WITH 10-1/4"x1-1/4" APERTURE AND BLACK TRIM.
LA25	THROUGHOUT	WET RATED SEMI-RECESSED 2-CELL TRIMLESS DOWNLIGHT WITH GLASS LENS AND BLACK REFLECTOR.
LA26	THROUGHOUT	WET RATED SEMI-RECESSED 5-CELL TRIMLESS DOWNLIGHT WITH GLASS LENS AND BLACK REFLECTOR.
LA27	THROUGHOUT	LOW WATTAGE LINEAR LED STRIP IN EXTRUDED ALUMINUM CHANNEL WITH DIFFUSING LENS.
LA28	THROUGHOUT	MID WATTAGE LINEAR LED STRIP IN EXTRUDED ALUMINUM CHANNEL WITH DIFFUSING LENS.
LA29	THROUGHOUT	RECESSED 4" PERIMETER WALL GRAZER WITH 3" REGRESSED LENS.
LA30	KIDS ROOM	MODULAR LED PANEL SYSTEM FOR BACKLIT CEILING APPLICATIONS.
LA31	THROUGHOUT	LINEAR LINE VOLTAGE LED GRAZER WITH 15X23 OPTIC.
LA34A	YOGA	PENDANT MOUNTED LINEAR LED FIXTURE (UP AND DOWN).
LA34B	FITNESS	PENDANT MOUNTED LINEAR LED FIXTURE (DOWN).
LA34C	BASKETBALL COURT	PENDANT MOUNTED LINEAR LED FIXTURE (DOWN).
LA35	CHANGING ROOM	FLEXIBLE LINEAR LED NEON, WITH DIMMABLE TRANSFORMER EQUAL TO FLEX DC NEON MLV DRIVER.
LA36	POOL	MODIFIED STANDARD FOR 12V APPLICATION USED ADJACENT TO POOL, IP69 SUBMERSIBLE
LA37	POOL	SURFACE MOUNTED 6" DIAMETER LED DOWNLIGHT
LA39	BASKETBALL COURT	LINEAR LINE VOLTAGE LED STRIP WITH ASYMMETRIC THROW.
LA40	KIDS SPACE	RECESSED LED DOWNLIGHT WITH SMALL APERTURE.
LA43	CELLAR	CEILING MOUNTED LED FIXTURE.
LA44A	PET WASH	WALL MOUNTED DIRECT/INDIRECT LED FIXTURE - 6' LONG.
LA44B	PET WASH	WALL MOUNTED DIRECT/INDIRECT LED FIXTURE - 12' LONG.
LA45	SAUNA (DRY SAUNA)	RECESSED MOUNTED FIBER OPTIC END EMITTING PAVER EQUIPPED WITH LED ILLUMINATOR.
LA46	60TH FLOOR	SURFACE MOUNTED ADJUSTABLE INTEGRAL LED ACCENT LIGHT.
LA47	DOUBLE HEIGHT KITCHENS	HIGH OUTPUT LED TAPELIGHT IN RECESSED CHANNEL
LT-K1	KITCHENS AS NOTED	DECORATIVE PENDANT BY INTERIOR DESIGNER.
LX01.1	PLAZA CATENARY	SUSPENDED LED FLOODLIGHT CATENARY SYSTEM WITH FLOOD OPTIC.
LX01.2	PLAZA CATENARY	SUSPENDED LED FLOODLIGHT CATENARY SYSTEM WITH TYPE 2 STREET OPTIC.
LX03	PLAZA FACADE	SURFACE MOUNTED WALL WASHER.
LX04	PLAZA LANDSCAPE	STAKE MOUNTED LED ACCENT LIGHT WITH ADJUSTABLE BEAM ANGLE.
LX06	LOGGIA	SURFACE MOUNTED IN ARCHITECTURAL DETAIL. SIDE VIEW LINEAR LED LIGHT STRIP.
LX07	BULKHEAD	EXTERIOR RATED SURFACE MOUNTED 2700K LED SPOTLIGHT
LX08	FULTON ST. CANOPY	LINEAR LED RECESSED PERIMETER SLOT
LX10	60TH FLOOR COURTYARD	CUSTOM WALL MOUNT LED SCONCE
LX11	LOGGIA	SURFACE MOUNTED DECORATIVE LED SCONCE
LX12	4TH FL TERRACE	WET LOCATION LISTED SURFACE MOUNTED 2700K LED SPOTLIGHT
LX13	4TH FL TERRACE	WET LOCATION LISTED, STAKE/POWER PIPE MOUNTED SMALL PROFILE, LED ACCENT
LX14	4TH FL TERRACE	WET LOCATION LISTED LINEAR LINE VOLTAGE LED GRAZER WITH 9x29 OPTIC AND HEXCELL LOUVRE
LX15	4TH FL. TERRACE	WET LOCATION LISTED, EXTERIOR, SMALL PROFILE, LED STEP-LIGHT
LX16	2ND FLOOR TERRACE	LIGHT BUILDING ELEMENT WITH SINGLE-SIDED LIGHT OUTPUT

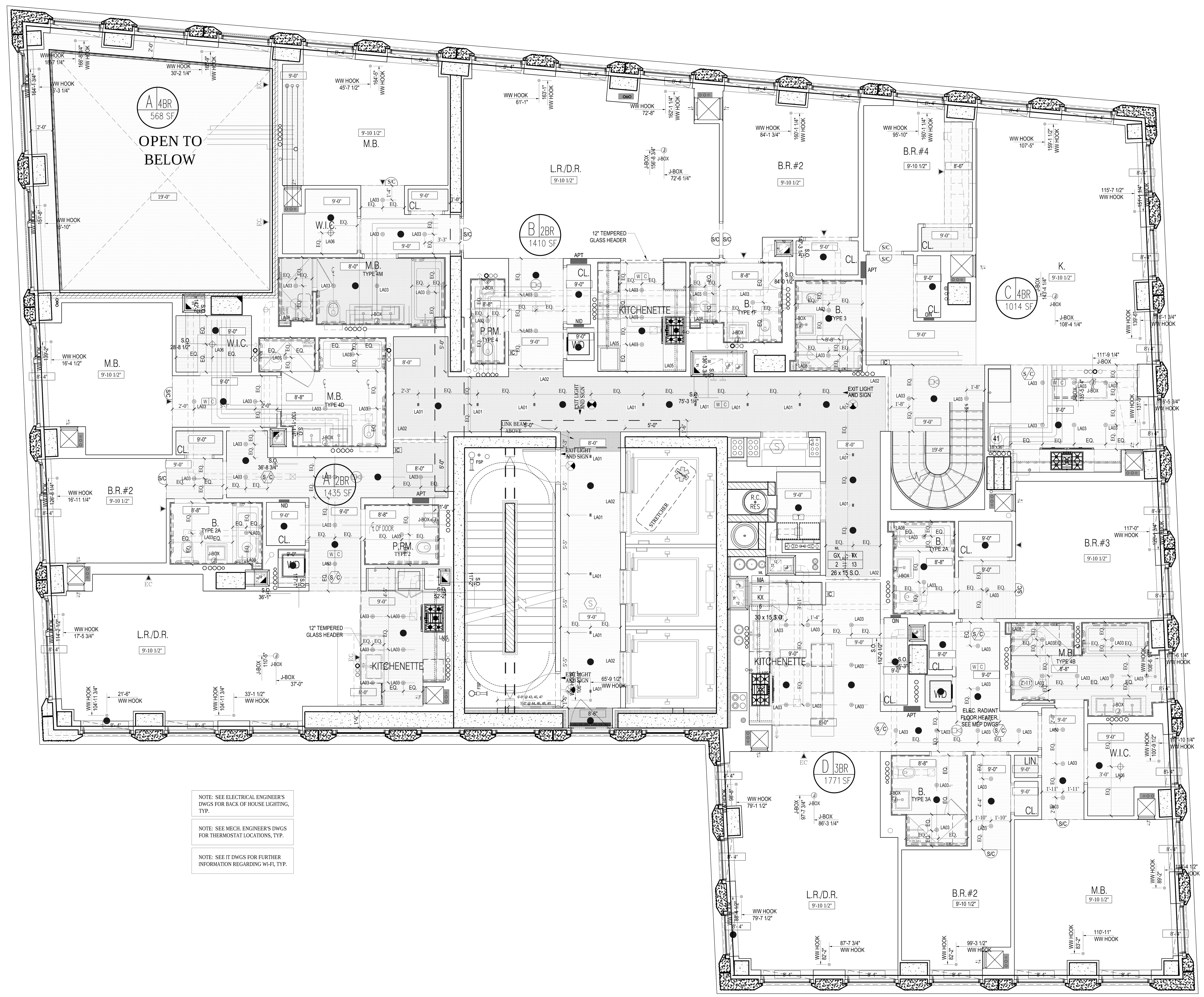

NOTE: SEE ELECTRICAL ENGINEER'S DWGS FOR BACK OF HOUSE LIGHTING, TYP.

NOTE: SEE MECH. ENGINEER'S DWGS FOR THERMOSTAT LOCATIONS, TYP.

NOTE: SEE IT DWGS FOR FURTHER INFORMATION REGARDING WI-FI, TYP.

1 46TH & 48TH FLOOR RCP
SCALE: 1/4" = 1'-0"

Clara Gomez
APPROVED
Under Directive 2 of 1975
Date: 11/06/2017
NYC Development Hub

NOTES:

Number:	Date:	Revision:
9	10/30/2017	ISSUED TO DOB
8	06/14/2017	ISSUED FOR CONSTRUCTION
7	03/31/2017	95% CD SUBMISSION
6	01/20/2017	80% CD SUBMISSION
5	01/06/2017	DOB RE-SUBMISSION
4	11/11/2016	CORE & SHELL BUY SET
3	10/07/2016	CORE & SHELL BID SET
2	07/06/2016	ISSUED TO DOB
1	06/20/2016	100% DD SUBMISSION

Project:
130 WILLIAM STREET
130 WILLIAM STREET
NEW YORK, NY 10038

Client:
THE LIGHTSTONE GROUP
130 WILLIAM STREET PROPERTY OWNER LLC
460 PARK AVE, 13TH FLOOR
NEW YORK, NY 10022
(212) 616-9971

Architect:
HILL | WEST ARCHITECTS
11 BROADWAY
17TH FLOOR
NEW YORK, NY 10004
T. 212 213 8007

Creative Director
Adjaye Associates
415 Broadway, 3rd Fl.
New York, NY 10013
(212) 965-8477

Building Structures:
McNamara Salvia
62 West 45th Street, 11th Fl.
New York, NY 10036
(212) 246-9800

MEP Engineer:
Ventrop ECG, LLC
365 W 34th Street, 3rd Fl.
New York, NY 10001
(212) 244-5060

Exterior Facade Consultant:
Gilsanz Murray Steficek, LLP
129 West 27th Street, 5th Fl.
New York, NY 10001
(212) 254-0030

Landscape Architect:
Weintraub Diaz, LLC
19 New Street
Nyack, NY 10960
(845) 353-2500

Civil Engineer & Acoustic Consultant:
AKRF Engineering PC
440 Park Avenue South, 7th Fl.
New York, NY 10016
(646) 388-9829

IT & Security Consultant:
Anj Communications
133 Sunny Ridge Road
Harrison, New York 10528
(914) 967-1967

Pool Consultant:
Integrated Aquatics Engineering, Inc.
75 Shewell Ave
Doylestown, PA 18901
(215) 230-8623

Elevator Consultant:
Jenkins and Huntington
1251 Avenue of the Americas
New York, NY 10020
(212)-696-1818

DOB STAMPS & SIGNATURES:

DWG TITLE:
46TH & 48TH FLOOR RCP (CONSTRUCTION)
55TH & 57TH FLOOR RCP (MARKETING)

NB#121192903

SEAL & SIGNATURE:
REGISTERED ARCHITECT DAVID CHARLES WEST No. 020801 STATE OF NEW YORK

DATE: 10/30/2017
PROJECT #: 14A26
SCALE: 1/4"= 1'-0"
A-246.00
DWG NO.

J:\14A26 130 William Street\Arch\1_Drawing Sets\110_Submissions

DEPT OF BLDGS 121192903 Job Number ES858635586 Scan Code

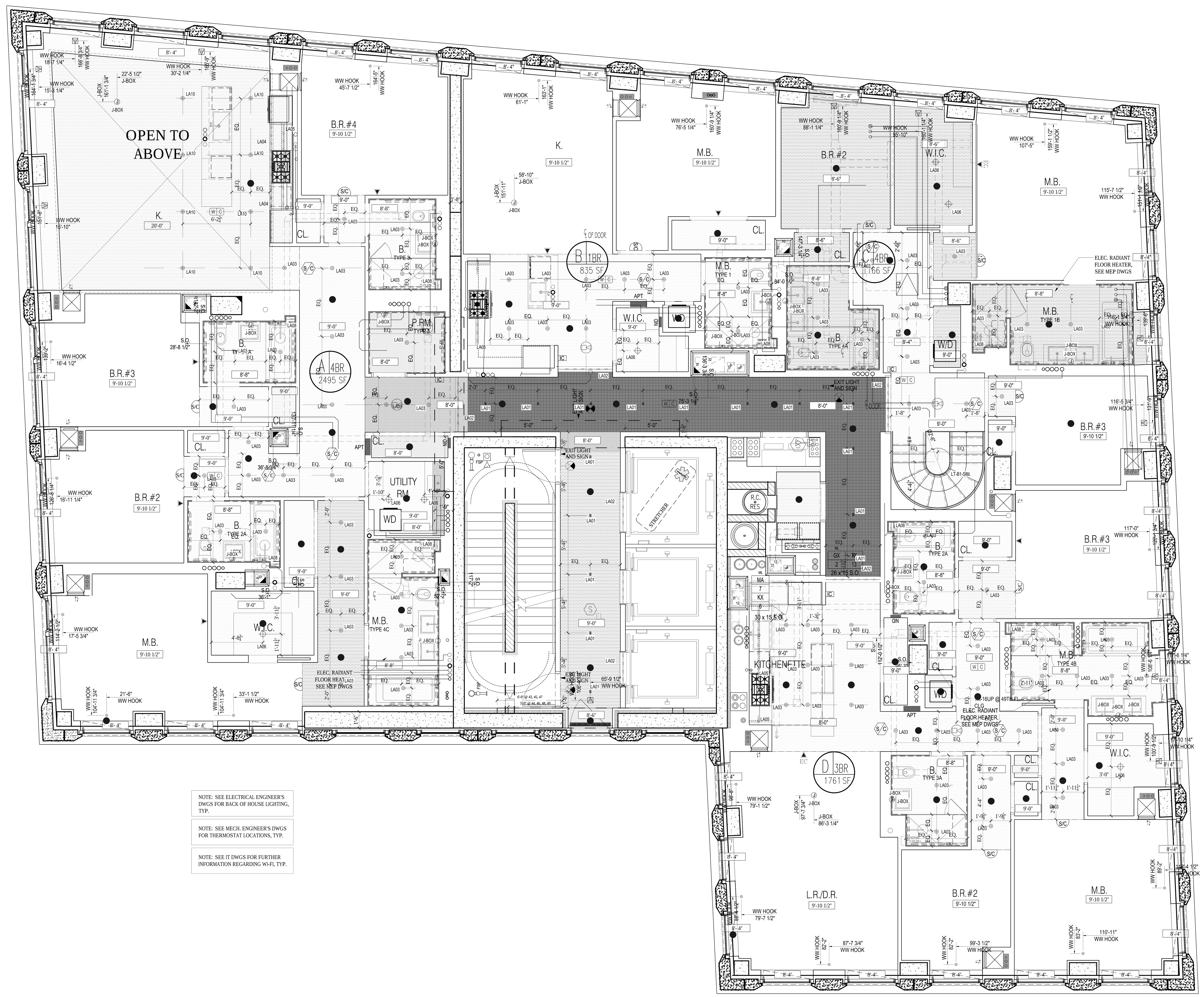

LEGEND

- TROWELLED FINISH @ UNDERSIDE OF SLAB.
- GWB. HUNG CEILING
- J-BOX — JUNCTION BOX
- S/CM — SMOKE/CARBON MONOXIDE DETECTOR
- EC — SPRINKLER
- SECURITY CAMERA
- LINEAR DIFFUSER
- T — TRANSFORMER

REFER TO INTERIOR DESIGN DRAWINGS AND LIGHTING SPECIFICATION FOR CEILING DETAILS AND FURTHER INFORMATION.

REFER TO ENGINEER'S DRAWING FOR BACK OF HOUSE LIGHTING AND FURTHER INFORMATION.

ALL CLG. HEIGHTS MEASURED FROM ABOVE FINISH FL., TYP.

NOTES:

1. HUNG CEILING HEIGHTS ARE THE MINIMUM ALLOWABLE. CONSULT WITH ARCHITECT PRIOR TO THE INSTALLATION OF ANY MECHANICAL, ELECTRIC, PLUMBING OR SPRINKLERS IF ANY CEILING IS TO BE LOWER THAN INDICATED.
2. PROVIDE CEILING ACCESS PANELS FOR HVAC AND PLUMBING AS REQUIRED.
3. FILL ALL SLAB OPENINGS AND SLEEVES THROUGH BEAMS AS APPROVED BY STRUCTURAL ENGINEER (TO BE COORDINATED WITH HVAC, ELECTRIC, PLUMBING AND SPRINKLER).
4. FILL ALL SLAB OPENINGS AND SLEEVES THROUGH BEAMS WITH THERMAFIBER FIRESTOPPING AS REQUIRED AFTER THE INSTALLATION OF ALL DUCTWORK AND PIPEWORK.
5. PROVIDE RAISED POCKETS ALONG LENGTH OF WINDOW WHERE DROPPED CEILING IS LOWER THAN WINDOW TRANSOM. POCKET SHOULD BE LARGE ENOUGH SO AS NOT TO IMPEDE THE FULL OPENING OF A CASEMENT WINDOW FOR CLEANING PURPOSES.
6. SEE DRAWING A-010 AND SPRINKLER DRAWINGS FOR SPRINKLER HEAD DETAILS AND FURTHER INFORMATION.
7. ALL TRIMMED OPENINGS TO BE CONSISTENT WITH THE TOP OF ADJACENT DOORS, TYPICAL.
8. SEE INTERIOR DRAWINGS FOR FURTHER REFLECTED CEILING INFORMATION AT THE PUBLIC AREAS.
9. SEE KITCHEN AND BATHROOM DRAWINGS FOR ADDITIONAL INFORMATION ON LIGHTING.
10. SEE ELECTRICAL AND INTERIOR DESIGNER DRAWINGS FOR TYPES AND LOCATIONS OF ALL CEILING FIXTURES, TYPICAL.
11. TO AVOID ANY CONFLICT, COORDINATE THE LOCATION OF ALL CEILING MOUNTED SPRINKLER HEADS WITH RECESSED CEILING LIGHT FIXTURES AND JUNCTION BOXES.
    a. ALL ELECTRIC FIXTURE LOCATIONS TO HAVE PRIORITY OVER SPRINKLER LOCATIONS
    b. NOTIFY SPRINKLER ENGINEER OF ANY CONFLICTS BETWEEN SPRINKLER HEADS AND CONCRETE BEAMS OR OTHER OBSTRUCTIONS. PROVIDE WALL MOUNTED SPRINKLER HEADS AT THESE LOCATIONS WITH THE ENGINEER'S APPROVAL.
12. ALL DROPPED CEILINGS TO BE 5/8" THICK GYPSUM BOARD UNLESS OTHERWISE NOTED. SEE DRAWING A-605 FOR DETAILS.
13. ALL MECHANICAL, ELECTRIC, PLUMBING & SPRINKLER OFFSETS ARE TO BE ENCLOSED IN THE SPACE PROVIDED, MAINTAINING THE CEILING HEIGHTS INDICATED ON THE REFLECTED CEILING PLANS AND INTERIOR DESIGN DRAWINGS. COORDINATE ALL SLEEVES AND TUNNELS THROUGH CONCRETE BEAMS WITH FULL APPROVAL BY THE STRUCTURAL ENGINEER. CONTRACTOR TO NOTIFY ARCHITECT IF THESE HEIGHTS CANNOT BE ACHIEVED PRIOR TO THE INSTALLATION OF ANY MECHANICAL, ELECTRIC, PLUMBING OF SPRINKLERS.
14. CONTRACTOR TO PROVIDE A COMPOSITE REFLECTED CEILING DRAWING WITH ALL MECHANICAL, ELECTRICAL, PLUMBING, COMMUNICATIONS AND SPRINKLER ITEMS COORDINATED, FOR REVIEW AND APPROVAL BY THE ARCHITECT, INTERIOR DESIGNER, STRUCTURAL ENGINEER AND MECHANICAL ENGINEER.
15. ALL DOOR HEADS & TRIMMED OPENING TO BE 8'-0" A.F.F. U.O.N.
16. WHERE CONCRETE BEAMS ARE TO REMAIN EXPOSED, SAND TO A SMOOTH FINISH AND APPLY PAINTED KADEX. WHERE CONCRETE BEAMS ARE TO BE FURRED OUT. FOLLOW TYPICAL CONSTRUCTION PROCEDURE FOR HUNG CEILINGS, SEE DRAWING A-605.
17. SEE SPECIFICATIONS FOR FURTHER INFORMATION, TYPICAL.
18. ALL LIGHT FIXTURES IN PUBLIC CORRIDOR ABOVE APARTMENT ENTRY DOORS TO BE CENTERED ON DOORS, TYP.
19. ALL LIGHT FIXTURES TO BE CENTERED AND SPACED IN KITCHENS, BATHROOMS, POWDER ROOMS, CORRIDORS, FOYERS AND CLOSETS, U.O.N. EX.:CORRIDOR.

LIGHT

20. PROVIDE SLEEVES WHERE REQ'D SEE SP. DWGS. FOR LOCATIONS, TYP.
21. SEE F.P. DWGS. FOR SPRINKLER PIPING AND HEAD LOCATIONS. HEADS TO BE LOCATED/CENTERED AS INDICATED UNLESS OTHERWISE PERMITTED/LIMITED BY CODE.
22. LOCATE CLG. REGISTERS INSTEAD OF TOP REGISTERS WHERE DUCT ENTERS A KITCHEN OR BATHROOM FROM CLG. THAT IS HIGHER THAN THE KITCHEN OR BATHROOM CLG.
EX.: PLAN

9'-0" H. HUNG CLG. — 8'-0" H. HUNG CLG.
CORRIDOR — KITCHEN / BATHROOM
MAINTAIN DUCT WITHIN

23. SMOKE / CARBON MONOXIDE DETECTORS CAN BE LOCATED ABOVE DOORS IN LIEU OF IN CEILINGS. THEY SHOULD BE CENTERED ON DOORS. SMOKE / CARBON MONOXIDE DETECTORS MUST BE LOCATED WITHIN 10'-0" OF ENTRIES TO ALL BEDROOMS, TYP.
24. HARDWIRED CARBON MONOXIDE DETECTORS SHALL COMPLY WITH RS 17-13 AND INSTALLED IN ACCORDANCE WITH RS 17-14. IT SHALL BE PROVIDED IN EVERY DWELLING UNIT WITHIN 15 FEET ON THE PRIMARY ENTRANCE OF EACH BEDROOM.
25. ALL EXIT SIGNS TO BE RECESSED CEILING MOUNTED, U.O.N.
26. PROVIDE 2 HR FIRE-RATED ENCLOSURE ON ALL RISERS AS PER ENGINEER'S DRAWINGS.

LIGHTING SCHEDULE

SEE ELECTRICAL DWGS FOR COMPLETE LIGHTING SCHEDULE

FIXT.	FIXT. LOCATION	DESCRIPTION
LA01	RESIDENTIAL CORRIDOR/ELEVATORS	RECESSED 2-CELL TRIMMED DOWNLIGHT WITH 2-1/4"x1-1/4" APERTURE AND BLACK TRIM.
LA02	RESIDENTIAL CORRIDOR	LINEAR LED STRIP IN EXTRUDED ALUMINUM CHANNEL WITH DIFFUSING LENS.
LA03	RESIDENTIAL UNIT	RECESSED FLUSH-MOUNT PINHOLE APERTURE DOWNLIGHT W/ FLUSH MOUNTED TRIM.
LA04	RESIDENTIAL UNIT	LINEAR LED STRIP IN EXTRUDED ALUMINUM CHANNEL WITH DIFFUSING LENS.
LA05	RESIDENTIAL UNIT	LINEAR LED STRIP IN EXTRUDED ALUMINUM CHANNEL WITH DIFFUSING LENS.
LA06	RESIDENTIAL UNIT	11" SURFACE MOUNT CLOSET FIXTURE.
LA07	RESIDENTIAL UNIT	WET RATED LINEAR LED STRIP IN EXTRUDED ALUMINUM CHANNEL WITH DIFFUSING LENS.
LA08	BATHROOMS THROUGHOUT	WET RATED LINEAR LED STRIP IN EXTRUDED ALUMINUM CHANNEL WITH DIFFUSING LENS.
LA09H	RESIDENTIAL UNIT, TYP. KITCHEN	TRACK MOUNTED SMALL PROFILE ADJUSTABLE LED ACCENT LIGHT.
LA09T	RESIDENTIAL UNIT, TYP. KITCHEN	SURFACE MOUNTED POWER DISTRIBUTION TRACK SYSTEM.
LA17	LOBBY CHANDELIER	LINEAR LINE VOLTAGE LED GRAZER WITH 40x40 OPTIC
LA18	THROUGHOUT	LINEAR LINE VOLTAGE LED GRAZER WITH 9X29 OPTIC.
LA19	THROUGHOUT	RECESSED 2-CELL TRIMMED DOWNLIGHT WITH 2-1/4"X1-1/4" APERTURE AND BLACK TRIM.
LA20	THROUGHOUT	RECESSED 2-CELL TRIMMED DOWNLIGHT WITH 2-1/4"x1-1/4" APERTURE AND BLACK TRIM.
LA21	THROUGHOUT	RECESSED 5-CELL TRIMMED WALL WASH DOWNLIGHT WITH 5-1/4"x1-1/4" APERTURE AND BLACK TRIM.
LA22	THROUGHOUT	RECESSED 5-CELL TRIMMED WALL WASH DOWNLIGHT WITH 5-1/4"x1-1/4" APERTURE AND BLACK TRIM.
LA23	THROUGHOUT	RECESSED 10-CELL TRIMMED DOWNLIGHT WITH 10-1/4"x1-1/4" APERTURE AND BLACK TRIM.
LA24A	LOBBY	RECESSED 10-CELL TRIMMED DOWNLIGHT WITH 10-1/4"x1-1/4" APERTURE AND BLACK TRIM.
LA24B	LOBBY	RECESSED 10-CELL TRIMMED DOWNLIGHT WITH 10-1/4"x1-1/4" APERTURE AND BLACK TRIM.
LA25	THROUGHOUT	WET RATED SEMI-RECESSED 2-CELL TRIMLESS DOWNLIGHT WITH GLASS LENS AND BLACK REFLECTOR.
LA26	THROUGHOUT	WET RATED SEMI-RECESSED 5-CELL TRIMLESS DOWNLIGHT WITH GLASS LENS AND BLACK REFLECTOR.
LA27	THROUGHOUT	LOW WATTAGE LINEAR LED STRIP IN EXTRUDED ALUMINUM CHANNEL WITH DIFFUSING LENS.
LA28	THROUGHOUT	MID WATTAGE LINEAR LED STRIP IN EXTRUDED ALUMINUM CHANNEL WITH DIFFUSING LENS.
LA29	THROUGHOUT	RECESSED 4" PERIMETER WALL GRAZER WITH 3" REGRESSED LENS.
LA30	KIDS ROOM	MODULAR LED PANEL SYSTEM FOR BACKLIT CEILING APPLICATIONS.
LA31	THROUGHOUT	LINEAR LINE VOLTAGE LED GRAZER WITH 15X23 OPTIC.
LA34A	YOGA	PENDANT MOUNTED LINEAR LED FIXTURE (UP AND DOWN).
LA34B	FITNESS	PENDANT MOUNTED LINEAR LED FIXTURE (DOWN).
LA34C	BASKETBALL COURT	PENDANT MOUNTED LINEAR LED FIXTURE (DOWN).
LA35	CHANGING ROOM	FLEXIBLE LINEAR LED NEON, WITH DIMMABLE TRANSFORMER EQUAL TO FLEX DC NEON MLV DRIVER.
LA36	POOL	MODIFIED STANDARD FOR 12V APPLICATION USED ADJACENT TO POOL, IP69 SUBMERSIBLE
LA37	POOL	SURFACE MOUNTED 6" DIAMETER LED DOWNLIGHT
LA39	BASKETBALL COURT	LINEAR LINE VOLTAGE LED STRIP WITH ASYMMETRIC THROW.
LA40	KIDS SPACE	RECESSED LED DOWNLIGHT WITH SMALL APERTURE.
LA43	CELLAR	CEILING MOUNTED LED FIXTURE.
LA44A	PET WASH	WALL MOUNTED DIRECT/INDIRECT LED FIXTURE - 6' LONG.
LA44B	PET WASH	WALL MOUNTED DIRECT/INDIRECT LED FIXTURE - 12' LONG.
LA45	SAUNA (DRY SAUNA)	RECESSED MOUNTED FIBER OPTIC END EMITTING PAVER EQUIPPED WITH LED ILLUMINATOR.
LA46	60TH FLOOR	SURFACE MOUNTED ADJUSTABLE INTEGRAL LED ACCENT LIGHT.
LA47	DOUBLE HEIGHT KITCHENS	HIGH OUTPUT LED TAPELIGHT IN RECESSED CHANNEL
LT-K1	KITCHENS AS NOTED	DECORATIVE PENDANT BY INTERIOR DESIGNER.
LX01.1	PLAZA CATENARY	SUSPENDED LED FLOODLIGHT CATENARY SYSTEM WITH FLOOD OPTIC.
LX01.2	PLAZA CATENARY	SUSPENDED LED FLOODLIGHT CATENARY SYSTEM WITH TYPE 2 STREET OPTIC.
LX03	PLAZA FACADE	SURFACE MOUNTED WALL WASHER.
LX04	PLAZA LANDSCAPE	STAKE MOUNTED LED ACCENT LIGHT WITH ADJUSTABLE BEAM ANGLE.
LX06	LOGGIA	SURFACE MOUNTED IN ARCHITECTURAL DETAIL. SIDE VIEW LINEAR LED LIGHT STRIP.
LX07	BULKHEAD	EXTERIOR RATED SURFACE MOUNTED 2700K LED SPOTLIGHT
LX08	FULTON ST. CANOPY	LINEAR LED RECESSED PERIMETER SLOT
LX10	60TH FLOOR COURTYARD	CUSTOM WALL MOUNT LED SCONCE
LX11	LOGGIA	SURFACE MOUNTED DECORATIVE LED SCONCE
LX12	4TH FL TERRACE	WET LOCATION LISTED SURFACE MOUNTED 2700K LED SPOTLIGHT
LX13	4TH FL TERRACE	WET LOCATION LISTED, STAKE/POWER PIPE MOUNTED SMALL PROFILE, LED ACCENT
LX14	4TH FL TERRACE	WET LOCATION LISTED LINEAR LINE VOLTAGE LED GRAZER WITH 9x29 OPTIC AND HEXCELL LOUVRE
LX15	4TH FL. TERRACE	WET LOCATION LISTED, EXTERIOR, SMALL PROFILE, LED STEP-LIGHT
LX16	2ND FLOOR TERRACE	LIGHT BUILDING ELEMENT WITH SINGLE-SIDED LIGHT OUTPUT

NOTE: SEE ELECTRICAL ENGINEER'S DWGS FOR BACK OF HOUSE LIGHTING, TYP.

NOTE: SEE MECH. ENGINEER'S DWGS FOR THERMOSTAT LOCATIONS, TYP.

NOTE: SEE IT DWGS FOR FURTHER INFORMATION REGARDING WI-FI, TYP.

1 49TH FLOOR RCP
SCALE: 1/4" = 1'-0"

NOTES:

Number:	Date:	Revision:
3	10/30/2017	ISSUED TO DOB
2	06/14/2017	ISSUED FOR CONSTRUCTION
1	03/31/2017	95% CD SUBMISSION

Project:
130 WILLIAM STREET
130 WILLIAM STREET
NEW YORK, NY 10038

Client:
THE LIGHTSTONE GROUP
130 WILLIAM STREET PROPERTY OWNER LLC
460 PARK AVE, 13TH FLOOR
NEW YORK, NY 10022
(212) 616-9971

Architect:
HILL | WEST ARCHITECTS
11 BROADWAY
17TH FLOOR
NEW YORK, NY 10004
T. 212 213 8007

Creative Director
Adjaye Associates
415 Broadway, 3rd Fl.
New York, NY 10013
(212) 965-8477

Building Structures:
McNamara Salvia
62 West 45th Street, 11th Fl.
New York, NY 10036
(212) 246-9800

MEP Engineer:
Ventrop ECG, LLC
365 W 34th Street, 3rd Fl.
New York, NY 10001
(212) 244-5060

Exterior Facade Consultant:
Gilsanz Murray Steficek, LLP
129 West 27th Street, 5th Fl.
New York, NY 10001
(212) 254-0030

Landscape Architect:
Weintraub Diaz, LLC
19 New Street
Nyack, NY 10960
(845) 353-2500

Civil Engineer & Acoustic Consultant:
AKRF Engineering PC
440 Park Avenue South, 7th Fl.
New York, NY 10016
(646) 388-9829

IT & Security Consultant:
Anj Communications
133 Sunny Ridge Road
Harrison, New York 10528
(914) 967-1967

Pool Consultant:
Integrated Aquatics Engineering, Inc.
75 Shewell Ave
Doylestown, PA 18901
(215) 230-8623

Elevator Consultant:
Jenkins and Huntington
1251 Avenue of the Americas
New York, NY 10020
(212)-696-1818

DOB STAMPS & SIGNATURES:

Clara Gomez
NYC Buildings
APPROVED
Under Directive 2 of 1975
Date: 11/06/2017
NYC Development Hub

DWG TITLE:
49TH FLOOR RCP (CONSTRUCTION)
58TH FLOOR RCP (MARKETING)

NB#121192903

SEAL & SIGNATURE:
REGISTERED ARCHITECT
DAVID CHARLES WEST
No. 020801
STATE OF NEW YORK

DATE: 10/30/2017
PROJECT #: 14A26
SCALE: 1/4"= 1'-0"
A-249.00
DWG NO.

J:\14A26 130 William Street\Arch\1_Drawing Sets\110_Submissions

DEPT OF BLDGS 121192903 Job Number
ES004003342 Scan Code

NOTES:

LEGEND

- TROWELLED FINISH @ UNDERSIDE OF SLAB.
- GWB. HUNG CEILING
- J-BOX JUNCTION BOX
- S CM SMOKE/CARBON MONOXIDE DETECTOR
- EC SPRINKLER
- SECURITY CAMERA
- LINEAR DIFFUSER
- T TRANSFORMER

REFER TO INTERIOR DESIGN DRAWINGS AND LIGHTING SPECIFICATION FOR CEILING DETAILS AND FURTHER INFORMATION.

REFER TO ENGINEER'S DRAWING FOR BACK OF HOUSE LIGHTING AND FURTHER INFORMATION.

ALL CLG. HEIGHTS MEASURED FROM ABOVE FINISH FL., TYP.

NOTES:

1. HUNG CEILING HEIGHTS ARE THE MINIMUM ALLOWABLE. CONSULT WITH ARCHITECT PRIOR TO THE INSTALLATION OF ANY MECHANICAL, ELECTRIC, PLUMBING OR SPRINKLERS IF ANY CEILING IS TO BE LOWER THAN INDICATED.
2. PROVIDE CEILING ACCESS PANELS FOR HVAC AND PLUMBING AS REQUIRED.
3. FILL ALL SLAB OPENINGS AND SLEEVES THROUGH BEAMS AS APPROVED BY STRUCTURAL ENGINEER (TO BE COORDINATED WITH HVAC, ELECTRIC, PLUMBING AND SPRINKLER).
4. FILL ALL SLAB OPENINGS AND SLEEVES THROUGH BEAMS WITH THERMAFIBER FIRESTOPPING AS REQUIRED AFTER THE INSTALLATION OF ALL DUCTWORK AND PIPEWORK.
5. PROVIDE RAISED POCKETS ALONG LENGTH OF WINDOW WHERE DROPPED CEILING IS LOWER THAN WINDOW TRANSOM. POCKET SHOULD BE LARGE ENOUGH SO AS NOT TO IMPEDE THE FULL OPENING OF A CASEMENT WINDOW FOR CLEANING PURPOSES.
6. SEE DRAWING A-010 AND SPRINKLER DRAWINGS FOR SPRINKLER HEAD DETAILS AND FURTHER INFORMATION.
7. ALL TRIMMED OPENINGS TO BE CONSISTENT WITH THE TOP OF ADJACENT DOORS, TYPICAL.
8. SEE INTERIOR DRAWINGS FOR FURTHER REFLECTED CEILING INFORMATION AT THE PUBLIC AREAS.
9. SEE KITCHEN AND BATHROOM DRAWINGS FOR ADDITIONAL INFORMATION ON LIGHTING.
10. SEE ELECTRICAL AND INTERIOR DESIGNER DRAWINGS FOR TYPES AND LOCATIONS OF ALL CEILING FIXTURES, TYPICAL.
11. TO AVOID ANY CONFLICT, COORDINATE THE LOCATION OF ALL CEILING MOUNTED SPRINKLER HEADS WITH RECESSED CEILING LIGHT FIXTURES AND JUNCTION BOXES.
    a. ALL ELECTRIC FIXTURE LOCATIONS TO HAVE PRIORITY OVER SPRINKLER LOCATIONS
    b. NOTIFY SPRINKLER ENGINEER OF ANY CONFLICTS BETWEEN SPRINKLER HEADS AND CONCRETE BEAMS OR OTHER OBSTRUCTIONS. PROVIDE WALL MOUNTED SPRINKLER HEADS AT THESE LOCATIONS WITH THE ENGINEER'S APPROVAL.
12. ALL DROPPED CEILINGS TO BE 5/8" THICK GYPSUM BOARD UNLESS OTHERWISE NOTED. SEE DRAWING A-605 FOR DETAILS.
13. ALL MECHANICAL, ELECTRIC, PLUMBING & SPRINKLER OFFSETS ARE TO BE ENCLOSED IN THE SPACE PROVIDED, MAINTAINING THE CEILING HEIGHTS INDICATED ON THE REFLECTED CEILING PLANS AND INTERIOR DESIGN DRAWINGS. COORDINATE ALL SLEEVES AND TUNNELS THROUGH CONCRETE BEAMS WITH FULL APPROVAL BY THE STRUCTURAL ENGINEER. CONTRACTOR TO NOTIFY ARCHITECT IF THESE HEIGHTS CANNOT BE ACHIEVED PRIOR TO THE INSTALLATION OF ANY MECHANICAL, ELECTRIC, PLUMBING OF SPRINKLERS.
14. CONTRACTOR TO PROVIDE A COMPOSITE REFLECTED CEILING DRAWING WITH ALL MECHANICAL, ELECTRICAL, PLUMBING, COMMUNICATIONS AND SPRINKLER ITEMS COORDINATED, FOR REVIEW AND APPROVAL BY THE ARCHITECT, INTERIOR DESIGNER, STRUCTURAL ENGINEER AND MECHANICAL ENGINEER.
15. ALL DOOR HEADS & TRIMMED OPENING TO BE 8'-0" A.F.F. U.O.N.
16. WHERE CONCRETE BEAMS ARE TO REMAIN EXPOSED, SAND TO A SMOOTH FINISH AND APPLY PAINTED KADEX. WHERE CONCRETE BEAMS ARE TO BE FURRED OUT. FOLLOW TYPICAL CONSTRUCTION PROCEDURE FOR HUNG CEILINGS, SEE DRAWING A-605.
17. SEE SPECIFICATIONS FOR FURTHER INFORMATION, TYPICAL.
18. ALL LIGHT FIXTURES IN PUBLIC CORRIDOR ABOVE APARTMENT ENTRY DOORS TO BE CENTERED ON DOORS, TYP.
19. ALL LIGHT FIXTURES TO BE CENTERED AND SPACED IN KITCHENS, BATHROOMS, POWDER ROOMS, CORRIDORS, FOYERS AND CLOSETS, U.O.N. EX.:CORRIDOR.
20. PROVIDE SLEEVES WHERE REQ'D SEE SP. DWGS. FOR LOCATIONS, TYP.
21. SEE F.P. DWGS. FOR SPRINKLER PIPING AND HEAD LOCATIONS. HEADS TO BE LOCATED/CENTERED AS INDICATED UNLESS OTHERWISE PERMITTED/LIMITED BY CODE.
22. LOCATE CLG. REGISTERS INSTEAD OF TOP REGISTERS WHERE DUCT ENTERS A KITCHEN OR BATHROOM FROM CLG. THAT IS HIGHER THAN THE KITCHEN OR BATHROOM CLG.
EX.: PLAN
9'-0" H. HUNG CLG. / 8'-0" H. HUNG CLG. / CORRIDOR / KITCHEN / BATHROOM / MAINTAIN DUCT WITHIN
23. SMOKE / CARBON MONOXIDE DETECTORS CAN BE LOCATED ABOVE DOORS IN LIEU OF IN CEILINGS. THEY SHOULD BE CENTERED ON DOORS. SMOKE / CARBON MONOXIDE DETECTORS MUST BE LOCATED WITHIN 10'-0" OF ENTRIES TO ALL BEDROOMS, TYP.
24. HARDWIRED CARBON MONOXIDE DETECTORS SHALL COMPLY WITH RS 17-13 AND INSTALLED IN ACCORDANCE WITH RS 17-14. IT SHALL BE PROVIDED IN EVERY DWELLING UNIT WITHIN 15 FEET ON THE PRIMARY ENTRANCE OF EACH BEDROOM.
25. ALL EXIT SIGNS TO BE RECESSED CEILING MOUNTED, U.O.N.
26. PROVIDE 2 HR FIRE-RATED ENCLOSURE ON ALL RISERS AS PER ENGINEER'S DRAWINGS.

LIGHTING SCHEDULE

SEE ELECTRICAL DWGS FOR COMPLETE LIGHTING SCHEDULE

FIXT.	FIXT. LOCATION	DESCRIPTION
LA01	RESIDENTIAL CORRIDOR/ELEVATORS	RECESSED 2-CELL TRIMMED DOWNLIGHT WITH 2-1/4"x1-1/4" APERTURE AND BLACK TRIM.
LA02	RESIDENTIAL CORRIDOR	LINEAR LED STRIP IN EXTRUDED ALUMINUM CHANNEL WITH DIFFUSING LENS.
LA03	RESIDENTIAL UNIT	RECESSED FLUSH-MOUNT PINHOLE APERTURE DOWNLIGHT W/ FLUSH MOUNTED TRIM.
LA04	RESIDENTIAL UNIT	LINEAR LED STRIP IN EXTRUDED ALUMINUM CHANNEL WITH DIFFUSING LENS.
LA05	RESIDENTIAL UNIT	LINEAR LED STRIP IN EXTRUDED ALUMINUM CHANNEL WITH DIFFUSING LENS.
LA06	RESIDENTIAL UNIT	11" SURFACE MOUNT CLOSET FIXTURE.
LA07	RESIDENTIAL UNIT	WET RATED LINEAR LED STRIP IN EXTRUDED ALUMINUM CHANNEL WITH DIFFUSING LENS.
LA08	BATHROOMS THROUGHOUT	WET RATED LINEAR LED STRIP IN EXTRUDED ALUMINUM CHANNEL WITH DIFFUSING LENS.
LA09H	RESIDENTIAL UNIT, TYP. KITCHEN	TRACK MOUNTED SMALL PROFILE ADJUSTABLE LED ACCENT LIGHT.
LA09T	RESIDENTIAL UNIT, TYP. KITCHEN	SURFACE MOUNTED POWER DISTRIBUTION TRACK SYSTEM.
LA17	LOBBY CHANDELIER	LINEAR LINE VOLTAGE LED GRAZER WITH 40x40 OPTIC
LA18	THROUGHOUT	LINEAR LINE VOLTAGE LED GRAZER WITH 9X29 OPTIC.
LA19	THROUGHOUT	RECESSED 2-CELL TRIMMED DOWNLIGHT WITH 2-1/4"X1-1/4" APERTURE AND BLACK TRIM.
LA20	THROUGHOUT	RECESSED 2-CELL TRIMMED DOWNLIGHT WITH 2-1/4"x1-1/4" APERTURE AND BLACK TRIM.
LA21	THROUGHOUT	RECESSED 5-CELL TRIMMED WALL WASH DOWNLIGHT WITH 5-1/4"x1-1/4" APERTURE AND BLACK TRIM.
LA22	THROUGHOUT	RECESSED 5-CELL TRIMMED WALL WASH DOWNLIGHT WITH 5-1/4"x1-1/4" APERTURE AND BLACK TRIM.
LA23	THROUGHOUT	RECESSED 10-CELL TRIMMED DOWNLIGHT WITH 10-1/4"x1-1/4" APERTURE AND BLACK TRIM.
LA24A	LOBBY	RECESSED 10-CELL TRIMMED DOWNLIGHT WITH 10-1/4"x1-1/4" APERTURE AND BLACK TRIM.
LA24B	LOBBY	RECESSED 10-CELL TRIMMED DOWNLIGHT WITH 10-1/4"x1-1/4" APERTURE AND BLACK TRIM.
LA25	THROUGHOUT	WET RATED SEMI-RECESSED 2-CELL TRIMLESS DOWNLIGHT WITH GLASS LENS AND BLACK REFLECTOR.
LA26	THROUGHOUT	WET RATED SEMI-RECESSED 5-CELL TRIMLESS DOWNLIGHT WITH GLASS LENS AND BLACK REFLECTOR.
LA27	THROUGHOUT	LOW WATTAGE LINEAR LED STRIP IN EXTRUDED ALUMINUM CHANNEL WITH DIFFUSING LENS.
LA28	THROUGHOUT	MID WATTAGE LINEAR LED STRIP IN EXTRUDED ALUMINUM CHANNEL WITH DIFFUSING LENS.
LA29	THROUGHOUT	RECESSED 4" PERIMETER WALL GRAZER WITH 3" REGRESSED LENS.
LA30	KIDS ROOM	MODULAR LED PANEL SYSTEM FOR BACKLIT CEILING APPLICATIONS.
LA31	THROUGHOUT	LINEAR LINE VOLTAGE LED GRAZER WITH 15X23 OPTIC.
LA34A	YOGA	PENDANT MOUNTED LINEAR LED FIXTURE (UP AND DOWN).
LA34B	FITNESS	PENDANT MOUNTED LINEAR LED FIXTURE (DOWN).
LA34C	BASKETBALL COURT	PENDANT MOUNTED LINEAR LED FIXTURE (DOWN).
LA35	CHANGING ROOM	FLEXIBLE LINEAR LED NEON, WITH DIMMABLE TRANSFORMER EQUAL TO FLEX DC NEON MLV DRIVER.
LA36	POOL	MODIFIED STANDARD FOR 12V APPLICATION USED ADJACENT TO POOL, IP69 SUBMERSIBLE
LA37	POOL	SURFACE MOUNTED 6" DIAMETER LED DOWNLIGHT
LA39	BASKETBALL COURT	LINEAR LINE VOLTAGE LED STRIP WITH ASYMMETRIC THROW.
LA40	KIDS SPACE	RECESSED LED DOWNLIGHT WITH SMALL APERTURE.
LA43	CELLAR	CEILING MOUNTED LED FIXTURE.
LA44A	PET WASH	WALL MOUNTED DIRECT/INDIRECT LED FIXTURE - 6' LONG.
LA44B	PET WASH	WALL MOUNTED DIRECT/INDIRECT LED FIXTURE - 12' LONG.
LA45	SAUNA (DRY SAUNA)	RECESSED MOUNTED FIBER OPTIC END EMITTING PAVER EQUIPPED WITH LED ILLUMINATOR.
LA46	60TH FLOOR	SURFACE MOUNTED ADJUSTABLE INTEGRAL LED ACCENT LIGHT.
LA47	DOUBLE HEIGHT KITCHENS	HIGH OUTPUT LED TAPELIGHT IN RECESSED CHANNEL
LT-K1	KITCHENS AS NOTED	DECORATIVE PENDANT BY INTERIOR DESIGNER.
LX01.1	PLAZA CATENARY	SUSPENDED LED FLOODLIGHT CATENARY SYSTEM WITH FLOOD OPTIC.
LX01.2	PLAZA CATENARY	SUSPENDED LED FLOODLIGHT CATENARY SYSTEM WITH TYPE 2 STREET OPTIC.
LX03	PLAZA FACADE	SURFACE MOUNTED WALL WASHER.
LX04	PLAZA LANDSCAPE	STAKE MOUNTED LED ACCENT LIGHT WITH ADJUSTABLE BEAM ANGLE.
LX06	LOGGIA	SURFACE MOUNTED IN ARCHITECTURAL DETAIL. SIDE VIEW LINEAR LED LIGHT STRIP.
LX07	BULKHEAD	EXTERIOR RATED SURFACE MOUNTED 2700K LED SPOTLIGHT
LX08	FULTON ST. CANOPY	LINEAR LED RECESSED PERIMETER SLOT
LX10	60TH FLOOR COURTYARD	CUSTOM WALL MOUNT LED SCONCE
LX11	LOGGIA	SURFACE MOUNTED DECORATIVE LED SCONCE
LX12	4TH FL TERRACE	WET LOCATION LISTED SURFACE MOUNTED 2700K LED SPOTLIGHT
LX13	4TH FL TERRACE	WET LOCATION LISTED, STAKE/POWER PIPE MOUNTED SMALL PROFILE, LED ACCENT
LX14	4TH FL TERRACE	WET LOCATION LISTED LINEAR LINE VOLTAGE LED GRAZER WITH 9x29 OPTIC AND HEXCELL LOUVRE
LX15	4TH FL. TERRACE	WET LOCATION LISTED, EXTERIOR, SMALL PROFILE, LED STEP-LIGHT
LX16	2ND FLOOR TERRACE	LIGHT BUILDING ELEMENT WITH SINGLE-SIDED LIGHT OUTPUT

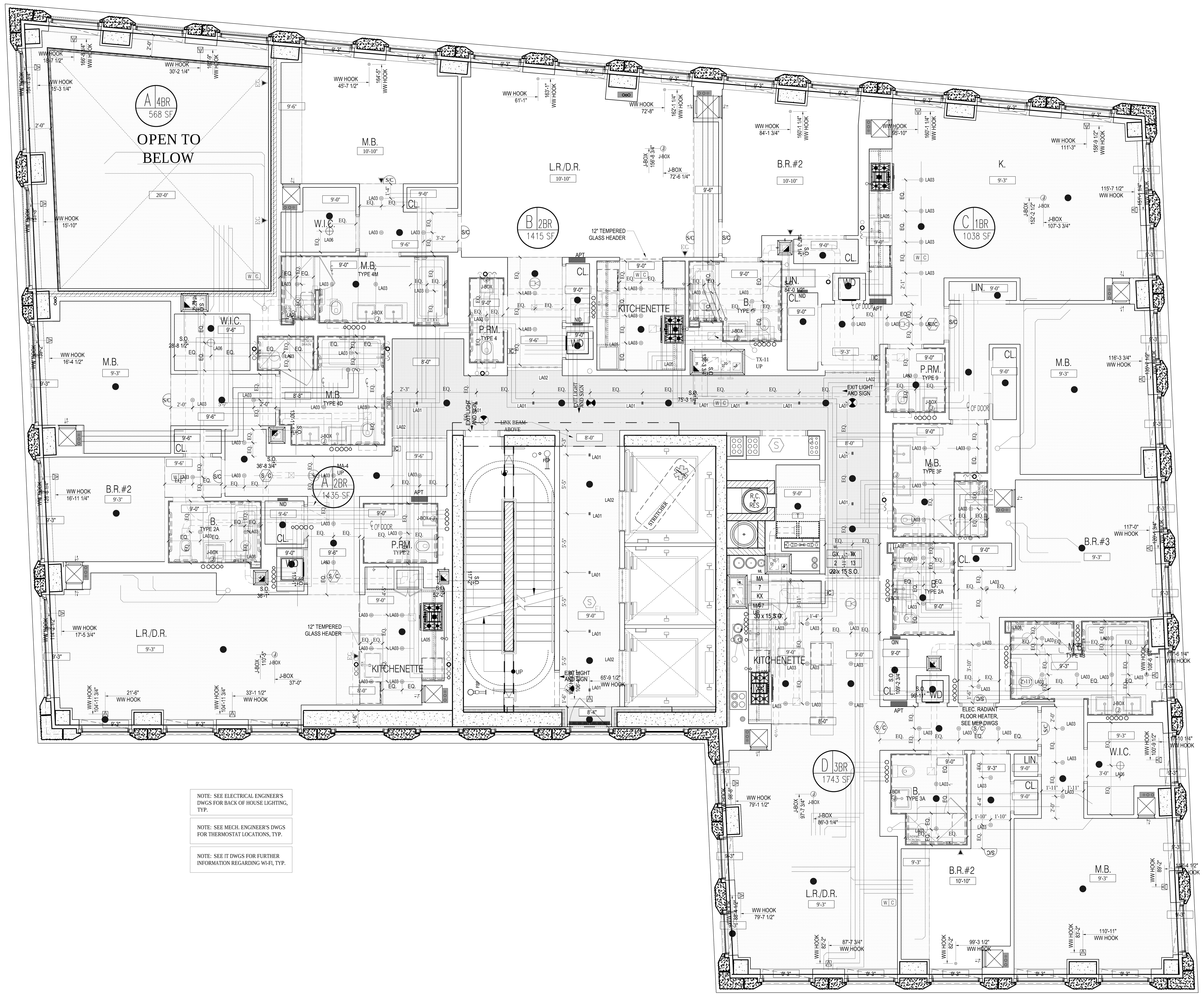

NOTE: SEE ELECTRICAL ENGINEER'S DWGS FOR BACK OF HOUSE LIGHTING, TYP.

NOTE: SEE MECH. ENGINEER'S DWGS FOR THERMOSTAT LOCATIONS, TYP.

NOTE: SEE IT DWGS FOR FURTHER INFORMATION REGARDING WI-FI, TYP.

1 50TH FLOOR RCP
SCALE: 1/4" = 1'-0"

Clara Gomez
Buildings APPROVED
Under Directive 2 of 1975
Date: 11/06/2017:
NYC Development Hub

Number:	Date:	Revision:
9	10/30/2017	ISSUED TO DOB
8	06/14/2017	ISSUED FOR CONSTRUCTION
7	03/31/2017	95% CD SUBMISSION
6	01/20/2017	80% CD SUBMISSION
5	01/06/2017	DOB RE-SUBMISSION
4	11/11/2016	CORE & SHELL BUY SET
3	10/07/2016	CORE & SHELL BID SET
2	07/06/2016	ISSUED TO DOB
1	06/20/2016	100% DD SUBMISSION

Project:
130 WILLIAM STREET
130 WILLIAM STREET
NEW YORK, NY 10038

Client:
THE LIGHTSTONE GROUP
130 WILLIAM STREET PROPERTY OWNER LLC
460 PARK AVE, 13TH FLOOR
NEW YORK, NY 10022
(212) 616-9971

Architect:
HILL | WEST ARCHITECTS
11 BROADWAY
17TH FLOOR
NEW YORK, NY 10004
T. 212 213 8007

Creative Director
Adjaye Associates
415 Broadway, 3rd Fl.
New York, NY 10013
(212) 965-8477

Building Structures:
McNamara Salvia
62 West 45th Street, 11th Fl.
New York, NY 10036
(212) 246-9800

MEP Engineer:
Ventrop ECG, LLC
365 W 34th Street, 3rd Fl.
New York, NY 10001
(212) 244-5060

Exterior Facade Consultant:
Gilsanz Murray Steficek, LLP
129 West 27th Street, 5th Fl.
New York, NY 10001
(212) 254-0030

Landscape Architect:
Weintraub Diaz, LLC
19 New Street
Nyack, NY 10960
(845) 353-2500

Civil Engineer & Acoustic Consultant:
AKRF Engineering PC
440 Park Avenue South, 7th Fl.
New York, NY 10016
(646) 388-9829

IT & Security Consultant:
Anj Communications
133 Sunny Ridge Road
Harrison, New York 10528
(914) 967-1967

Pool Consultant:
Integrated Aquatics Engineering, Inc.
75 Shewell Ave
Doylestown, PA 18901
(215) 230-8623

Elevator Consultant:
Jenkins and Huntington
1251 Avenue of the Americas
New York, NY 10020
(212)-696-1818

DOB STAMPS & SIGNATURES:

DWG TITLE:
50TH FLOOR RCP (CONSTRUCTION)
59TH FLOOR RCP (MARKETING)

NB#121192903

SEAL & SIGNATURE:
REGISTERED ARCHITECT DAVID CHARLES WEST No. 020801 STATE OF NEW YORK

DATE: 10/30/2017
PROJECT #: 14A26
SCALE: 1/4"= 1'-0"
A-250.00
DWG NO.

J:\14A26 130 William Street\Arch\1_Drawing Sets\110_Submissions

DEPT OF BLDGS 121192903 Job Number
ES214153328 Scan Code

LEGEND

- TROWELLED FINISH @ UNDERSIDE OF SLAB.
- GWB. HUNG CEILING
- J-BOX — JUNCTION BOX
- S/CM — SMOKE/CARBON MONOXIDE DETECTOR
- EC — SPRINKLER
- SECURITY CAMERA
- LINEAR DIFFUSER
- T — TRANSFORMER

REFER TO INTERIOR DESIGN DRAWINGS AND LIGHTING SPECIFICATION FOR CEILING DETAILS AND FURTHER INFORMATION.

REFER TO ENGINEER'S DRAWING FOR BACK OF HOUSE LIGHTING AND FURTHER INFORMATION.

ALL CLG. HEIGHTS MEASURED FROM ABOVE FINISH FL., TYP.

NOTES:

1. HUNG CEILING HEIGHTS ARE THE MINIMUM ALLOWABLE. CONSULT WITH ARCHITECT PRIOR TO THE INSTALLATION OF ANY MECHANICAL, ELECTRIC, PLUMBING OR SPRINKLERS IF ANY CEILING IS TO BE LOWER THAN INDICATED.
2. PROVIDE CEILING ACCESS PANELS FOR HVAC AND PLUMBING AS REQUIRED.
3. FILL ALL SLAB OPENINGS AND SLEEVES THROUGH BEAMS AS APPROVED BY STRUCTURAL ENGINEER (TO BE COORDINATED WITH HVAC, ELECTRIC, PLUMBING AND SPRINKLER).
4. FILL ALL SLAB OPENINGS AND SLEEVES THROUGH BEAMS WITH THERMAFIBER FIRESTOPPING AS REQUIRED AFTER THE INSTALLATION OF ALL DUCTWORK AND PIPEWORK.
5. PROVIDE RAISED POCKETS ALONG LENGTH OF WINDOW WHERE DROPPED CEILING IS LOWER THAN WINDOW TRANSOM. POCKET SHOULD BE LARGE ENOUGH SO AS NOT TO IMPEDE THE FULL OPENING OF A CASEMENT WINDOW FOR CLEANING PURPOSES.
6. SEE DRAWING A-010 AND SPRINKLER DRAWINGS FOR SPRINKLER HEAD DETAILS AND FURTHER INFORMATION.
7. ALL TRIMMED OPENINGS TO BE CONSISTENT WITH THE TOP OF ADJACENT DOORS, TYPICAL.
8. SEE INTERIOR DRAWINGS FOR FURTHER REFLECTED CEILING INFORMATION AT THE PUBLIC AREAS.
9. SEE KITCHEN AND BATHROOM DRAWINGS FOR ADDITIONAL INFORMATION ON LIGHTING.
10. SEE ELECTRICAL AND INTERIOR DESIGNER DRAWINGS FOR TYPES AND LOCATIONS OF ALL CEILING FIXTURES, TYPICAL.
11. TO AVOID ANY CONFLICT, COORDINATE THE LOCATION OF ALL CEILING MOUNTED SPRINKLER HEADS WITH RECESSED CEILING LIGHT FIXTURES AND JUNCTION BOXES.
    a. ALL ELECTRIC FIXTURE LOCATIONS TO HAVE PRIORITY OVER SPRINKLER LOCATIONS
    b. NOTIFY SPRINKLER ENGINEER OF ANY CONFLICTS BETWEEN SPRINKLER HEADS AND CONCRETE BEAMS OR OTHER OBSTRUCTIONS. PROVIDE WALL MOUNTED SPRINKLER HEADS AT THESE LOCATIONS WITH THE ENGINEER'S APPROVAL.
12. ALL DROPPED CEILINGS TO BE 5/8" THICK GYPSUM BOARD UNLESS OTHERWISE NOTED. SEE DRAWING A-605 FOR DETAILS.
13. ALL MECHANICAL, ELECTRIC, PLUMBING & SPRINKLER OFFSETS ARE TO BE ENCLOSED IN THE SPACE PROVIDED, MAINTAINING THE CEILING HEIGHTS INDICATED ON THE REFLECTED CEILING PLANS AND INTERIOR DESIGN DRAWINGS. COORDINATE ALL SLEEVES AND TUNNELS THROUGH CONCRETE BEAMS WITH FULL APPROVAL BY THE STRUCTURAL ENGINEER. CONTRACTOR TO NOTIFY ARCHITECT IF THESE HEIGHTS CANNOT BE ACHIEVED PRIOR TO THE INSTALLATION OF ANY MECHANICAL, ELECTRIC, PLUMBING OF SPRINKLERS.
14. CONTRACTOR TO PROVIDE A COMPOSITE REFLECTED CEILING DRAWING WITH ALL MECHANICAL, ELECTRICAL, PLUMBING, COMMUNICATIONS AND SPRINKLER ITEMS COORDINATED, FOR REVIEW AND APPROVAL BY THE ARCHITECT, INTERIOR DESIGNER, STRUCTURAL ENGINEER AND MECHANICAL ENGINEER.
15. ALL DOOR HEADS & TRIMMED OPENING TO BE 8'-0" A.F.F. U.O.N.
16. WHERE CONCRETE BEAMS ARE TO REMAIN EXPOSED, SAND TO A SMOOTH FINISH AND APPLY PAINTED KADEX. WHERE CONCRETE BEAMS ARE TO BE FURRED OUT. FOLLOW TYPICAL CONSTRUCTION PROCEDURE FOR HUNG CEILINGS, SEE DRAWING A-605.
17. SEE SPECIFICATIONS FOR FURTHER INFORMATION, TYPICAL.
18. ALL LIGHT FIXTURES IN PUBLIC CORRIDOR ABOVE APARTMENT ENTRY DOORS TO BE CENTERED ON DOORS, TYP.
19. ALL LIGHT FIXTURES TO BE CENTERED AND SPACED IN KITCHENS, BATHROOMS, POWDER ROOMS, CORRIDORS, FOYERS AND CLOSETS, U.O.N. EX.:CORRIDOR.
20. PROVIDE SLEEVES WHERE REQ'D SEE SP. DWGS. FOR LOCATIONS, TYP.
21. SEE F.P. DWGS. FOR SPRINKLER PIPING AND HEAD LOCATIONS. HEADS TO BE LOCATED/CENTERED AS INDICATED UNLESS OTHERWISE PERMITTED/LIMITED BY CODE.
22. LOCATE CLG. REGISTERS INSTEAD OF TOP REGISTERS WHERE DUCT ENTERS A KITCHEN OR BATHROOM FROM CLG. THAT IS HIGHER THAN THE KITCHEN OR BATHROOM CLG.
EX.: PLAN
23. SMOKE / CARBON MONOXIDE DETECTORS CAN BE LOCATED ABOVE DOORS IN LIEU OF IN CEILINGS. THEY SHOULD BE CENTERED ON DOORS. SMOKE / CARBON MONOXIDE DETECTORS MUST BE LOCATED WITHIN 10'-0" OF ENTRIES TO ALL BEDROOMS, TYP.
24. HARDWIRED CARBON MONOXIDE DETECTORS SHALL COMPLY WITH RS 17-13 AND INSTALLED IN ACCORDANCE WITH RS 17-14. IT SHALL BE PROVIDED IN EVERY DWELLING UNIT WITHIN 15 FEET ON THE PRIMARY ENTRANCE OF EACH BEDROOM.
25. ALL EXIT SIGNS TO BE RECESSED CEILING MOUNTED, U.O.N.
26. PROVIDE 2 HR FIRE-RATED ENCLOSURE ON ALL RISERS AS PER ENGINEER'S DRAWINGS.

LIGHTING SCHEDULE

SEE ELECTRICAL DWGS FOR COMPLETE LIGHTING SCHEDULE

FIXT.	FIXT. LOCATION	DESCRIPTION
LA01	RESIDENTIAL CORRIDOR/ELEVATORS	RECESSED 2-CELL TRIMMED DOWNLIGHT WITH 2-1/4"x1-1/4" APERTURE AND BLACK TRIM.
LA02	RESIDENTIAL CORRIDOR	LINEAR LED STRIP IN EXTRUDED ALUMINUM CHANNEL WITH DIFFUSING LENS.
LA03	RESIDENTIAL UNIT	RECESSED FLUSH-MOUNT PINHOLE APERTURE DOWNLIGHT W/ FLUSH MOUNTED TRIM.
LA04	RESIDENTIAL UNIT	LINEAR LED STRIP IN EXTRUDED ALUMINUM CHANNEL WITH DIFFUSING LENS.
LA05	RESIDENTIAL UNIT	LINEAR LED STRIP IN EXTRUDED ALUMINUM CHANNEL WITH DIFFUSING LENS.
LA06	RESIDENTIAL UNIT	11" SURFACE MOUNT CLOSET FIXTURE.
LA07	RESIDENTIAL UNIT	WET RATED LINEAR LED STRIP IN EXTRUDED ALUMINUM CHANNEL WITH DIFFUSING LENS.
LA08	BATHROOMS THROUGHOUT	WET RATED LINEAR LED STRIP IN EXTRUDED ALUMINUM CHANNEL WITH DIFFUSING LENS.
LA09H	RESIDENTIAL UNIT, TYP. KITCHEN	TRACK MOUNTED SMALL PROFILE ADJUSTABLE LED ACCENT LIGHT.
LA09T	RESIDENTIAL UNIT, TYP. KITCHEN	SURFACE MOUNTED POWER DISTRIBUTION TRACK SYSTEM.
LA17	LOBBY CHANDELIER	LINEAR LINE VOLTAGE LED GRAZER WITH 40x40 OPTIC
LA18	THROUGHOUT	LINEAR LINE VOLTAGE LED GRAZER WITH 9X29 OPTIC.
LA19	THROUGHOUT	RECESSED 2-CELL TRIMMED DOWNLIGHT WITH 2-1/4"X1-1/4" APERTURE AND BLACK TRIM.
LA20	THROUGHOUT	RECESSED 2-CELL TRIMMED DOWNLIGHT WITH 2-1/4"x1-1/4" APERTURE AND BLACK TRIM.
LA21	THROUGHOUT	RECESSED 5-CELL TRIMMED WALL WASH DOWNLIGHT WITH 5-1/4"x1-1/4" APERTURE AND BLACK TRIM.
LA22	THROUGHOUT	RECESSED 5-CELL TRIMMED WALL WASH DOWNLIGHT WITH 5-1/4"x1-1/4" APERTURE AND BLACK TRIM.
LA23	THROUGHOUT	RECESSED 10-CELL TRIMMED DOWNLIGHT WITH 10-1/4"x1-1/4" APERTURE AND BLACK TRIM.
LA24A	LOBBY	RECESSED 10-CELL TRIMMED DOWNLIGHT WITH 10-1/4"x1-1/4" APERTURE AND BLACK TRIM.
LA24B	LOBBY	RECESSED 10-CELL TRIMMED DOWNLIGHT WITH 10-1/4"x1-1/4" APERTURE AND BLACK TRIM.
LA25	THROUGHOUT	WET RATED SEMI-RECESSED 2-CELL TRIMLESS DOWNLIGHT WITH GLASS LENS AND BLACK REFLECTOR.
LA26	THROUGHOUT	WET RATED SEMI-RECESSED 5-CELL TRIMLESS DOWNLIGHT WITH GLASS LENS AND BLACK REFLECTOR.
LA27	THROUGHOUT	LOW WATTAGE LINEAR LED STRIP IN EXTRUDED ALUMINUM CHANNEL WITH DIFFUSING LENS.
LA28	THROUGHOUT	MID WATTAGE LINEAR LED STRIP IN EXTRUDED ALUMINUM CHANNEL WITH DIFFUSING LENS.
LA29	THROUGHOUT	RECESSED 4" PERIMETER WALL GRAZER WITH 3" REGRESSED LENS.
LA30	KIDS ROOM	MODULAR LED PANEL SYSTEM FOR BACKLIT CEILING APPLICATIONS.
LA31	THROUGHOUT	LINEAR LINE VOLTAGE LED GRAZER WITH 15X23 OPTIC.
LA34A	YOGA	PENDANT MOUNTED LINEAR LED FIXTURE (UP AND DOWN).
LA34B	FITNESS	PENDANT MOUNTED LINEAR LED FIXTURE (DOWN).
LA34C	BASKETBALL COURT	PENDANT MOUNTED LINEAR LED FIXTURE (DOWN).
LA35	CHANGING ROOM	FLEXIBLE LINEAR LED NEON, WITH DIMMABLE TRANSFORMER EQUAL TO FLEX DC NEON MLV DRIVER.
LA36	POOL	MODIFIED STANDARD FOR 12V APPLICATION USED ADJACENT TO POOL, IP69 SUBMERSIBLE
LA37	POOL	SURFACE MOUNTED 6" DIAMETER LED DOWNLIGHT
LA39	BASKETBALL COURT	LINEAR LINE VOLTAGE LED STRIP WITH ASYMMETRIC THROW.
LA40	KIDS SPACE	RECESSED LED DOWNLIGHT WITH SMALL APERTURE.
LA43	CELLAR	CEILING MOUNTED LED FIXTURE.
LA44A	PET WASH	WALL MOUNTED DIRECT/INDIRECT LED FIXTURE - 6' LONG.
LA44B	PET WASH	WALL MOUNTED DIRECT/INDIRECT LED FIXTURE - 12' LONG.
LA45	SAUNA (DRY SAUNA)	RECESSED MOUNTED FIBER OPTIC END EMITTING PAVER EQUIPPED WITH LED ILLUMINATOR.
LA46	60TH FLOOR	SURFACE MOUNTED ADJUSTABLE INTEGRAL LED ACCENT LIGHT.
LA47	DOUBLE HIGHT KITCHENS	HIGH OUTPUT LED TAPELIGHT IN RECESSED CHANNEL
LT-K1	KITCHENS AS NOTED	DECORATIVE PENDANT BY INTERIOR DESIGNER.
LX01.1	PLAZA CATENARY	SUSPENDED LED FLOODLIGHT CATENARY SYSTEM WITH FLOOD OPTIC.
LX01.2	PLAZA CATENARY	SUSPENDED LED FLOODLIGHT CATENARY SYSTEM WITH TYPE 2 STREET OPTIC.
LX03	PLAZA FACADE	SURFACE MOUNTED WALL WASHER.
LX04	PLAZA LANDSCAPE	STAKE MOUNTED LED ACCENT LIGHT WITH ADJUSTABLE BEAM ANGLE.
LX06	LOGGIA	SURFACE MOUNTED IN ARCHITECTURAL DETAIL. SIDE VIEW LINEAR LED LIGHT STRIP.
LX07	BULKHEAD	EXTERIOR RATED SURFACE MOUNTED 2700K LED SPOTLIGHT
LX08	FULTON ST. CANOPY	LINEAR LED RECESSED PERIMETER SLOT
LX10	60TH FLOOR COURTYARD	CUSTOM WALL MOUNT LED SCONCE
LX11	LOGGIA	SURFACE MOUNTED DECORATIVE LED SCONCE
LX12	4TH FL TERRACE	WET LOCATION LISTED SURFACE MOUNTED 2700K LED SPOTLIGHT
LX13	4TH FL TERRACE	WET LOCATION LISTED, STAKE/POWER PIPE MOUNTED SMALL PROFILE, LED ACCENT
LX14	4TH FL TERRACE	WET LOCATION LISTED LINEAR LINE VOLTAGE LED GRAZER WITH 9x29 OPTIC AND HEXCELL LOUVRE
LX15	4TH FL. TERRACE	WET LOCATION LISTED, EXTERIOR, SMALL PROFILE, LED STEP-LIGHT
LX16	2ND FLOOR TERRACE	LIGHT BUILDING ELEMENT WITH SINGLE-SIDED LIGHT OUTPUT

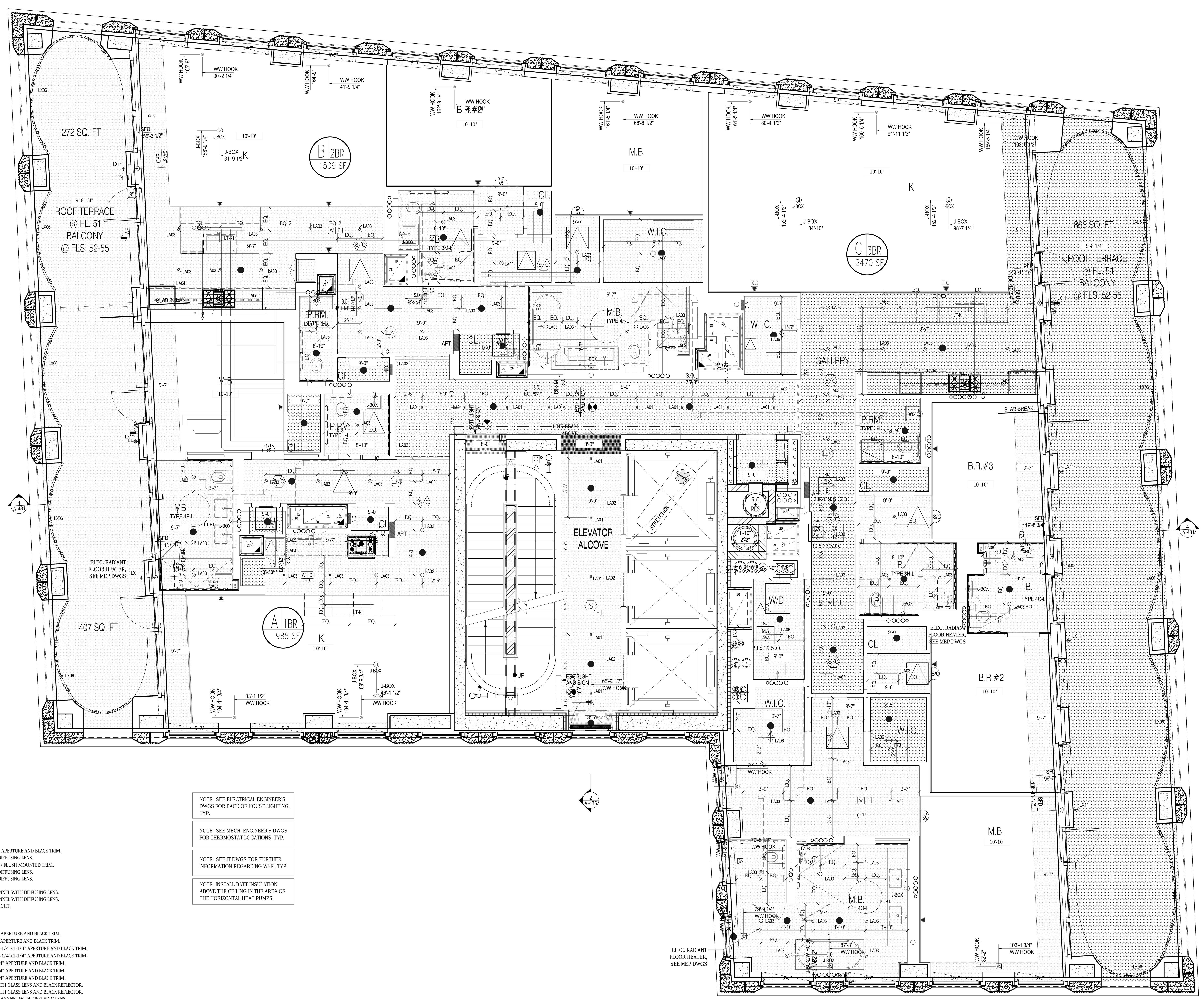

NOTE: SEE ELECTRICAL ENGINEER'S DWGS FOR BACK OF HOUSE LIGHTING, TYP.

NOTE: SEE MECH. ENGINEER'S DWGS FOR THERMOSTAT LOCATIONS, TYP.

NOTE: SEE IT DWGS FOR FURTHER INFORMATION REGARDING WI-FI, TYP.

NOTE: INSTALL BATT INSULATION ABOVE THE CEILING IN THE AREA OF THE HORIZONTAL HEAT PUMPS.

1 51ST-55TH FLOOR RCP
SCALE: 1/4" = 1'-0"

Clara Gomez
NYC Buildings APPROVED
Under Directive 2 of 1975
Date: 11/06/2017:
NYC Development Hub

NOTES:

Number:	Date:	Revision:
3	10/30/2017	ISSUED TO DOB
2	06/14/2017	ISSUED FOR CONSTRUCTION
1	03/31/2017	95% CD SUBMISSION

Project:
130 WILLIAM STREET
130 WILLIAM STREET
NEW YORK, NY 10038

Client:
THE LIGHTSTONE GROUP
130 WILLIAM STREET PROPERTY OWNER LLC
460 PARK AVE, 13TH FLOOR
NEW YORK, NY 10022
(212) 616-9971

Architect:
HILL | WEST ARCHITECTS
11 BROADWAY
17TH FLOOR
NEW YORK, NY 10004
T. 212 213 8007

Creative Director
Adjaye Associates
415 Broadway, 3rd Fl.
New York, NY 10013
(212) 965-8477

Building Structures:
McNamara Salvia
62 West 45th Street, 11th Fl.
New York, NY 10036
(212) 246-9800

MEP Engineer:
Ventrop ECG, LLC
365 W 34th Street, 3rd Fl.
New York, NY 10001
(212) 244-5060

Exterior Facade Consultant:
Gilsanz Murray Steficek, LLP
129 West 27th Street, 5th Fl.
New York, NY 10001
(212) 254-0030

Landscape Architect:
Weintraub Diaz, LLC
19 New Street
Nyack, NY 10960
(845) 353-2500

Civil Engineer & Acoustic Consultant:
AKRF Engineering PC
440 Park Avenue South, 7th Fl.
New York, NY 10016
(646) 388-9829

IT & Security Consultant:
Anj Communications
133 Sunny Ridge Road
Harrison, New York 10528
(914) 967-1967

Pool Consultant:
Integrated Aquatics Engineering, Inc.
75 Shewell Ave
Doylestown, PA 18901
(215) 230-8623

Elevator Consultant:
Jenkins and Huntington
1251 Avenue of the Americas
New York, NY 10020
(212)-696-1818

DOB STAMPS & SIGNATURES:

DWG TITLE:
51ST-55TH FLOOR RCP (CONSTRUCTION)
60TH-64TH FLOOR RCP (MARKETING)

NB#121192903

SEAL & SIGNATURE:
REGISTERED ARCHITECT DAVID CHARLES WEST No. 020801 STATE OF NEW YORK

DATE: 10/30/2017
PROJECT #: 14A26
SCALE:
A-251.00
DWG NO.

J:\14A26 130 William Street\Arch\1_Drawing Sets\110_Submissions

DEPT OF BLDGS 121192903 Job Number   ES417600388 Scan Code

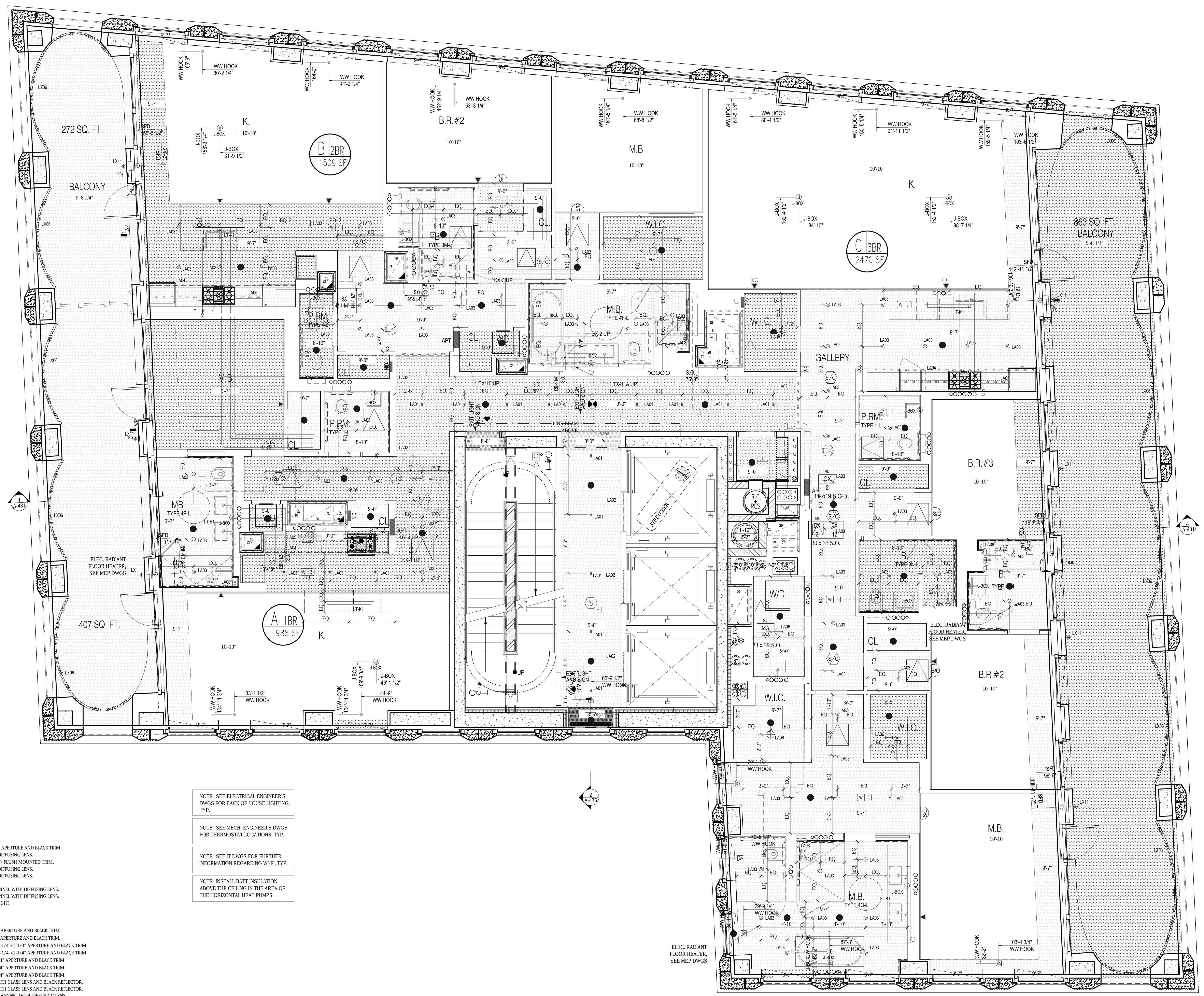

LEGEND

- TROWELLED FINISH @ UNDERSIDE OF SLAB.
- GWB. HUNG CEILING
- JUNCTION BOX
- SMOKE/CARBON MONOXIDE DETECTOR
- SPRINKLER
- SECURITY CAMERA
- LINEAR DIFFUSER
- TRANSFORMER

REFER TO INTERIOR DESIGN DRAWINGS AND LIGHTING SPECIFICATION FOR CEILING DETAILS AND FURTHER INFORMATION.

REFER TO ENGINEER'S DRAWING FOR BACK OF HOUSE LIGHTING AND FURTHER INFORMATION.

ALL CLG. HEIGHTS MEASURED FROM ABOVE FINISH FL., TYP.

NOTES:

1. HUNG CEILING HEIGHTS ARE THE MINIMUM ALLOWABLE. CONSULT WITH ARCHITECT PRIOR TO THE INSTALLATION OF ANY MECHANICAL, ELECTRIC, PLUMBING OR SPRINKLERS IF ANY CEILING IS TO BE LOWER THAN INDICATED.
2. PROVIDE CEILING ACCESS PANELS FOR HVAC AND PLUMBING AS REQUIRED.
3. FILL ALL SLAB OPENINGS AND SLEEVES THROUGH BEAMS AS APPROVED BY STRUCTURAL ENGINEER (TO BE COORDINATED WITH HVAC, ELECTRIC, PLUMBING AND SPRINKLER).
4. FILL ALL SLAB OPENINGS AND SLEEVES THROUGH BEAMS WITH THERMAFIBER FIRESTOPPING AS REQUIRED AFTER THE INSTALLATION OF ALL DUCTWORK AND PIPEWORK.
5. PROVIDE RAISED POCKETS ALONG LENGTH OF WINDOW WHERE DROPPED CEILING IS LOWER THAN WINDOW TRANSOM. POCKET SHOULD BE LARGE ENOUGH SO AS NOT TO IMPEDE THE FULL OPENING OF A CASEMENT WINDOW FOR CLEANING PURPOSES.
6. SEE DRAWING A-010 AND SPRINKLER DRAWINGS FOR SPRINKLER HEAD DETAILS AND FURTHER INFORMATION.
7. ALL TRIMMED OPENINGS TO BE CONSISTENT WITH THE TOP OF ADJACENT DOORS, TYPICAL.
8. SEE INTERIOR DRAWINGS FOR FURTHER REFLECTED CEILING INFORMATION AT THE PUBLIC AREAS.
9. SEE KITCHEN AND BATHROOM DRAWINGS FOR ADDITIONAL INFORMATION ON LIGHTING.
10. SEE ELECTRICAL AND INTERIOR DESIGNER DRAWINGS FOR TYPES AND LOCATIONS OF ALL CEILING FIXTURES, TYPICAL.
11. TO AVOID ANY CONFLICT, COORDINATE THE LOCATION OF ALL CEILING MOUNTED SPRINKLER HEADS WITH RECESSED CEILING LIGHT FIXTURES AND JUNCTION BOXES.
    a. ALL ELECTRIC FIXTURE LOCATIONS TO HAVE PRIORITY OVER SPRINKLER LOCATIONS
    b. NOTIFY SPRINKLER ENGINEER OF ANY CONFLICTS BETWEEN SPRINKLER HEADS AND CONCRETE BEAMS OR OTHER OBSTRUCTIONS. PROVIDE WALL MOUNTED SPRINKLER HEADS AT THESE LOCATIONS WITH THE ENGINEER'S APPROVAL.
12. ALL DROPPED CEILINGS TO BE 5/8" THICK GYPSUM BOARD UNLESS OTHERWISE NOTED. SEE DRAWING A-605 FOR DETAILS.
13. ALL MECHANICAL, ELECTRIC, PLUMBING & SPRINKLER OFFSETS ARE TO BE ENCLOSED IN THE SPACE PROVIDED, MAINTAINING THE CEILING HEIGHTS INDICATED ON THE REFLECTED CEILING PLANS AND INTERIOR DESIGN DRAWINGS. COORDINATE ALL SLEEVES AND TUNNELS THROUGH CONCRETE BEAMS WITH FULL APPROVAL BY THE STRUCTURAL ENGINEER. CONTRACTOR TO NOTIFY ARCHITECT IF THESE HEIGHTS CANNOT BE ACHIEVED PRIOR TO THE INSTALLATION OF ANY MECHANICAL, ELECTRIC, PLUMBING OF SPRINKLERS.
14. CONTRACTOR TO PROVIDE A COMPOSITE REFLECTED CEILING DRAWING WITH ALL MECHANICAL, ELECTRICAL, PLUMBING, COMMUNICATIONS AND SPRINKLER ITEMS COORDINATED, FOR REVIEW AND APPROVAL BY THE ARCHITECT, INTERIOR DESIGNER, STRUCTURAL ENGINEER AND MECHANICAL ENGINEER.
15. ALL DOOR HEADS & TRIMMED OPENING TO BE 8'-0" A.F.F. U.O.N.
16. WHERE CONCRETE BEAMS ARE TO REMAIN EXPOSED, SAND TO A SMOOTH FINISH AND APPLY PAINTED KADEX. WHERE CONCRETE BEAMS ARE TO BE FURRED OUT. FOLLOW TYPICAL CONSTRUCTION PROCEDURE FOR HUNG CEILINGS, SEE DRAWING A-605.
17. SEE SPECIFICATIONS FOR FURTHER INFORMATION, TYPICAL.
18. ALL LIGHT FIXTURES IN PUBLIC CORRIDOR ABOVE APARTMENT ENTRY DOORS TO BE CENTERED ON DOORS, TYP.
19. ALL LIGHT FIXTURES TO BE CENTERED AND SPACED IN KITCHENS, BATHROOMS, POWDER ROOMS, CORRIDORS, FOYERS AND CLOSETS, U.O.N. EX.:CORRIDOR.
20. PROVIDE SLEEVES WHERE REQ'D SEE SP. DWGS. FOR LOCATIONS, TYP.
21. SEE F.P. DWGS. FOR SPRINKLER PIPING AND HEAD LOCATIONS. HEADS TO BE LOCATED/CENTERED AS INDICATED UNLESS OTHERWISE PERMITTED/LIMITED BY CODE.
22. LOCATE CLG. REGISTERS INSTEAD OF TOP REGISTERS WHERE DUCT ENTERS A KITCHEN OR BATHROOM FROM CLG. THAT IS HIGHER THAN THE KITCHEN OR BATHROOM CLG. EX.: PLAN
23. SMOKE / CARBON MONOXIDE DETECTORS CAN BE LOCATED ABOVE DOORS IN LIEU OF IN CEILINGS. THEY SHOULD BE CENTERED ON DOORS. SMOKE / CARBON MONOXIDE DETECTORS MUST BE LOCATED WITHIN 10'-0" OF ENTRIES TO ALL BEDROOMS, TYP.
24. HARDWIRED CARBON MONOXIDE DETECTORS SHALL COMPLY WITH RS 17-13 AND INSTALLED IN ACCORDANCE WITH RS 17-14. IT SHALL BE PROVIDED IN EVERY DWELLING UNIT WITHIN 15 FEET ON THE PRIMARY ENTRANCE OF EACH BEDROOM.
25. ALL EXIT SIGNS TO BE RECESSED CEILING MOUNTED, U.O.N.
26. PROVIDE 2 HR FIRE-RATED ENCLOSURE ON ALL RISERS AS PER ENGINEER'S DRAWINGS.

LIGHTING SCHEDULE

SEE ELECTRICAL DWGS FOR COMPLETE LIGHTING SCHEDULE

FIXT.	FIXT. LOCATION	DESCRIPTION
LA01	RESIDENTIAL CORRIDOR/ELEVATORS	RECESSED 2-CELL TRIMMED DOWNLIGHT WITH 2-1/4"x1-1/4" APERTURE AND BLACK TRIM.
LA02	RESIDENTIAL CORRIDOR	LINEAR LED STRIP IN EXTRUDED ALUMINUM CHANNEL WITH DIFFUSING LENS.
LA03	RESIDENTIAL UNIT	RECESSED FLUSH-MOUNT PINHOLE APERTURE DOWNLIGHT W/ FLUSH MOUNTED TRIM.
LA04	RESIDENTIAL UNIT	LINEAR LED STRIP IN EXTRUDED ALUMINUM CHANNEL WITH DIFFUSING LENS.
LA05	RESIDENTIAL UNIT	LINEAR LED STRIP IN EXTRUDED ALUMINUM CHANNEL WITH DIFFUSING LENS.
LA06	RESIDENTIAL UNIT	11" SURFACE MOUNT CLOSET FIXTURE.
LA07	RESIDENTIAL UNIT	WET RATED LINEAR LED STRIP IN EXTRUDED ALUMINUM CHANNEL WITH DIFFUSING LENS.
LA08	BATHROOMS THROUGHOUT	WET RATED LINEAR LED STRIP IN EXTRUDED ALUMINUM CHANNEL WITH DIFFUSING LENS.
LA09H	RESIDENTIAL UNIT, TYP. KITCHEN	TRACK MOUNTED SMALL PROFILE ADJUSTABLE LED ACCENT LIGHT.
LA09T	RESIDENTIAL UNIT, TYP. KITCHEN	SURFACE MOUNTED POWER DISTRIBUTION TRACK SYSTEM.
LA17	LOBBY CHANDELIER	LINEAR LINE VOLTAGE LED GRAZER WITH 40x40 OPTIC
LA18	THROUGHOUT	LINEAR LINE VOLTAGE LED GRAZER WITH 9X29 OPTIC.
LA19	THROUGHOUT	RECESSED 2-CELL TRIMMED DOWNLIGHT WITH 2-1/4"X1-1/4" APERTURE AND BLACK TRIM.
LA20	THROUGHOUT	RECESSED 2-CELL TRIMMED DOWNLIGHT WITH 2-1/4"X1-1/4" APERTURE AND BLACK TRIM.
LA21	THROUGHOUT	RECESSED 5-CELL TRIMMED WALL WASH DOWNLIGHT WITH 5-1/4"x1-1/4" APERTURE AND BLACK TRIM.
LA22	THROUGHOUT	RECESSED 5-CELL TRIMMED WALL WASH DOWNLIGHT WITH 5-1/4"x1-1/4" APERTURE AND BLACK TRIM.
LA23	THROUGHOUT	RECESSED 10-CELL TRIMMED DOWNLIGHT WITH 10-1/4"x1-1/4" APERTURE AND BLACK TRIM.
LA24A	LOBBY	RECESSED 10-CELL TRIMMED DOWNLIGHT WITH 10-1/4"x1-1/4" APERTURE AND BLACK TRIM.
LA24B	LOBBY	RECESSED 10-CELL TRIMMED DOWNLIGHT WITH 10-1/4"x1-1/4" APERTURE AND BLACK TRIM.
LA25	THROUGHOUT	WET RATED SEMI-RECESSED 2-CELL TRIMLESS DOWNLIGHT WITH GLASS LENS AND BLACK REFLECTOR.
LA26	THROUGHOUT	WET RATED SEMI-RECESSED 5-CELL TRIMLESS DOWNLIGHT WITH GLASS LENS AND BLACK REFLECTOR.
LA27	THROUGHOUT	LOW WATTAGE LINEAR LED STRIP IN EXTRUDED ALUMINUM CHANNEL WITH DIFFUSING LENS.
LA28	THROUGHOUT	MID WATTAGE LINEAR LED STRIP IN EXTRUDED ALUMINUM CHANNEL WITH DIFFUSING LENS.
LA29	THROUGHOUT	RECESSED 4" PERIMETER WALL GRAZER WITH 3" REGRESSED LENS.
LA30	KIDS ROOM	MODULAR LED PANEL SYSTEM FOR BACKLIT CEILING APPLICATIONS.
LA31	THROUGHOUT	LINEAR LINE VOLTAGE LED GRAZER WITH 15X23 OPTIC.
LA34A	YOGA	PENDANT MOUNTED LINEAR LED FIXTURE (UP AND DOWN).
LA34B	FITNESS	PENDANT MOUNTED LINEAR LED FIXTURE (DOWN).
LA34C	BASKETBALL COURT	PENDANT MOUNTED LINEAR LED FIXTURE (DOWN).
LA35	CHANGING ROOM	FLEXIBLE LINEAR LED NEON, WITH DIMMABLE TRANSFORMER EQUAL TO FLEX DC NEON MLV DRIVER.
LA36	POOL	MODIFIED STANDARD FOR 12V APPLICATION USED ADJACENT TO POOL, IP69 SUBMERSIBLE
LA37	POOL	SURFACE MOUNTED 6" DIAMETER LED DOWNLIGHT
LA39	BASKETBALL COURT	LINEAR LINE VOLTAGE LED STRIP WITH ASYMMETRIC THROW.
LA40	KIDS SPACE	RECESSED LED DOWNLIGHT WITH SMALL APERTURE.
LA43	CELLAR	CEILING MOUNTED LED FIXTURE.
LA44A	PET WASH	WALL MOUNTED DIRECT/INDIRECT LED FIXTURE - 6' LONG.
LA44B	PET WASH	WALL MOUNTED DIRECT/INDIRECT LED FIXTURE - 12' LONG.
LA45	SAUNA (DRY SAUNA)	RECESSED MOUNTED FIBER OPTIC END EMITTING PAVER EQUIPPED WITH LED ILLUMINATOR.
LA46	60TH FLOOR	SURFACE MOUNTED ADJUSTABLE INTEGRAL LED ACCENT LIGHT.
LA47	DOUBLE HEIGHT KITCHENS	HIGH OUTPUT LED TAPELIGHT IN RECESSED CHANNEL
LT-K1	KITCHENS AS NOTED	DECORATIVE PENDANT BY INTERIOR DESIGNER.
LX01.1	PLAZA CATENARY	SUSPENDED LED FLOODLIGHT CATENARY SYSTEM WITH FLOOD OPTIC.
LX01.2	PLAZA CATENARY	SUSPENDED LED FLOODLIGHT CATENARY SYSTEM WITH TYPE 2 STREET OPTIC.
LX03	PLAZA FACADE	SURFACE MOUNTED WALL WASHER.
LX04	PLAZA LANDSCAPE	STAKE MOUNTED LED ACCENT LIGHT WITH ADJUSTABLE BEAM ANGLE.
LX06	LOGGIA	SURFACE MOUNTED IN ARCHITECTURAL DETAIL. SIDE VIEW LINEAR LED LIGHT STRIP.
LX07	BULKHEAD	EXTERIOR RATED SURFACE MOUNTED 2700K LED SPOTLIGHT
LX08	FULTON ST. CANOPY	LINEAR LED RECESSED PERIMETER SLOT
LX10	60TH FLOOR COURTYARD	CUSTOM WALL MOUNT LED SCONCE
LX11	LOGGIA	SURFACE MOUNTED DECORATIVE LED SCONCE
LX12	4TH FL TERRACE	WET LOCATION LISTED SURFACE MOUNTED 2700K LED SPOTLIGHT
LX13	4TH FL TERRACE	WET LOCATION LISTED, STAKE/POWER PIPE MOUNTED SMALL PROFILE, LED ACCENT
LX14	4TH FL TERRACE	WET LOCATION LISTED LINEAR LINE VOLTAGE LED GRAZER WITH 9x29 OPTIC AND HEXCELL LOUVRE
LX15	4TH FL. TERRACE	WET LOCATION LISTED, EXTERIOR, SMALL PROFILE, LED STEP-LIGHT
LX16	2ND FLOOR TERRACE	LIGHT BUILDING ELEMENT WITH SINGLE-SIDED LIGHT OUTPUT

NOTE: SEE ELECTRICAL ENGINEER'S DWGS FOR BACK OF HOUSE LIGHTING, TYP.

NOTE: SEE MECH. ENGINEER'S DWGS FOR THERMOSTAT LOCATIONS, TYP.

NOTE: SEE IT DWGS FOR FURTHER INFORMATION REGARDING WI-FI, TYP.

NOTE: INSTALL BATT INSULATION ABOVE THE CEILING IN THE AREA OF THE HORIZONTAL HEAT PUMPS.

1 56TH FLOOR RCP
SCALE: 1/4" = 1'-0"

Clara Gomez
APPROVED
Under Directive 2 of 1975
Date: 11/06/2017:
NYC Development Hub

NOTES:

Number:	Date:	Revision:
3	10/30/2017	ISSUED TO DOB
2	06/14/2017	ISSUED FOR CONSTRUCTION
1	03/31/2017	95% CD SUBMISSION

Project:
130 WILLIAM STREET
130 WILLIAM STREET
NEW YORK, NY 10038

Client:
THE LIGHTSTONE GROUP
130 WILLIAM STREET PROPERTY OWNER LLC
460 PARK AVE, 13TH FLOOR
NEW YORK, NY 10022
(212) 616-9971

Architect:
HILL | WEST ARCHITECTS
11 BROADWAY
17TH FLOOR
NEW YORK, NY 10004
T. 212 213 8007

Creative Director
Adjaye Associates
415 Broadway, 3rd Fl.
New York, NY 10013
(212) 965-8477

Building Structures:
McNamara Salvia
62 West 45th Street, 11th Fl.
New York, NY 10036
(212) 246-9800

MEP Engineer:
Ventrop ECG, LLC
365 W 34th Street, 3rd Fl.
New York, NY 10001
(212) 244-5060

Exterior Facade Consultant:
Gilsanz Murray Steficek, LLP
129 West 27th Street, 5th Fl.
New York, NY 10001
(212) 254-0030

Landscape Architect:
Weintraub Diaz, LLC
19 New Street
Nyack, NY 10960
(845) 353-2500

Civil Engineer & Acoustic Consultant:
AKRF Engineering PC
440 Park Avenue South, 7th Fl.
New York, NY 10016
(646) 388-9829

IT & Security Consultant:
Anj Communications
133 Sunny Ridge Road
Harrison, New York 10528
(914) 967-1967

Pool Consultant:
Integrated Aquatics Engineering, Inc.
75 Shewell Ave
Doylestown, PA 18901
(215) 230-8623

Elevator Consultant:
Jenkins and Huntington
1251 Avenue of the Americas
New York, NY 10020
(212)-696-1818

DOB STAMPS & SIGNATURES:

DWG TITLE:
56TH FLOOR RCP (CONSTRUCTION)
65TH FLOOR RCP (MARKETING)

NB#121192903

SEAL & SIGNATURE:
REGISTERED ARCHITECT DAVID CHARLES WEST No. 020801 STATE OF NEW YORK

DATE: 10/30/2017
PROJECT #: 14A26
SCALE:
A-256.00
DWG NO.

J:\14A26 130 William Street\Arch\1_Drawing Sets\110_Submissions

DEPT OF BLDGS 121192903 Job Number
ES079779879 Scan Code

NOTES:

LEGEND

- TROWELLED FINISH @ UNDERSIDE OF SLAB.
- GWB. HUNG CEILING
- J-BOX — JUNCTION BOX
- S/CM — SMOKE/CARBON MONOXIDE DETECTOR
- EC — SPRINKLER
- SECURITY CAMERA
- LINEAR DIFFUSER
- T — TRANSFORMER

REFER TO INTERIOR DESIGN DRAWINGS AND LIGHTING SPECIFICATION FOR CEILING DETAILS AND FURTHER INFORMATION.

REFER TO ENGINEER'S DRAWING FOR BACK OF HOUSE LIGHTING AND FURTHER INFORMATION.

ALL CLG. HEIGHTS MEASURED FROM ABOVE FINISH FL., TYP.

NOTES:

1. HUNG CEILING HEIGHTS ARE THE MINIMUM ALLOWABLE. CONSULT WITH ARCHITECT PRIOR TO THE INSTALLATION OF ANY MECHANICAL, ELECTRIC, PLUMBING OR SPRINKLERS IF ANY CEILING IS TO BE LOWER THAN INDICATED.
2. PROVIDE CEILING ACCESS PANELS FOR HVAC AND PLUMBING AS REQUIRED.
3. FILL ALL SLAB OPENINGS AND SLEEVES THROUGH BEAMS AS APPROVED BY STRUCTURAL ENGINEER (TO BE COORDINATED WITH HVAC, ELECTRIC, PLUMBING AND SPRINKLER).
4. FILL ALL SLAB OPENINGS AND SLEEVES THROUGH BEAMS WITH THERMAFIBER FIRESTOPPING AS REQUIRED AFTER THE INSTALLATION OF ALL DUCTWORK AND PIPEWORK.
5. PROVIDE RAISED POCKETS ALONG LENGTH OF WINDOW WHERE DROPPED CEILING IS LOWER THAN WINDOW TRANSOM. POCKET SHOULD BE LARGE ENOUGH SO AS NOT TO IMPEDE THE FULL OPENING OF A CASEMENT WINDOW FOR CLEANING PURPOSES.
6. SEE DRAWING A-010 AND SPRINKLER DRAWINGS FOR SPRINKLER HEAD DETAILS AND FURTHER INFORMATION.
7. ALL TRIMMED OPENINGS TO BE CONSISTENT WITH THE TOP OF ADJACENT DOORS, TYPICAL.
8. SEE INTERIOR DRAWINGS FOR FURTHER REFLECTED CEILING INFORMATION AT THE PUBLIC AREAS.
9. SEE KITCHEN AND BATHROOM DRAWINGS FOR ADDITIONAL INFORMATION ON LIGHTING.
10. SEE ELECTRICAL AND INTERIOR DESIGNER DRAWINGS FOR TYPES AND LOCATIONS OF ALL CEILING FIXTURES, TYPICAL.
11. TO AVOID ANY CONFLICT, COORDINATE THE LOCATION OF ALL CEILING MOUNTED SPRINKLER HEADS WITH RECESSED CEILING LIGHT FIXTURES AND JUNCTION BOXES.
    a. ALL ELECTRIC FIXTURE LOCATIONS TO HAVE PRIORITY OVER SPRINKLER LOCATIONS
    b. NOTIFY SPRINKLER ENGINEER OF ANY CONFLICTS BETWEEN SPRINKLER HEADS AND CONCRETE BEAMS OR OTHER OBSTRUCTIONS. PROVIDE WALL MOUNTED SPRINKLER HEADS AT THESE LOCATIONS WITH THE ENGINEER'S APPROVAL.
12. ALL DROPPED CEILINGS TO BE 5/8" THICK GYPSUM BOARD UNLESS OTHERWISE NOTED. SEE DRAWING A-605 FOR DETAILS.
13. ALL MECHANICAL, ELECTRIC, PLUMBING & SPRINKLER OFFSETS ARE TO BE ENCLOSED IN THE SPACE PROVIDED, MAINTAINING THE CEILING HEIGHTS INDICATED ON THE REFLECTED CEILING PLANS AND INTERIOR DESIGN DRAWINGS. COORDINATE ALL SLEEVES AND TUNNELS THROUGH CONCRETE BEAMS WITH FULL APPROVAL BY THE STRUCTURAL ENGINEER. CONTRACTOR TO NOTIFY ARCHITECT IF THESE HEIGHTS CANNOT BE ACHIEVED PRIOR TO THE INSTALLATION OF ANY MECHANICAL, ELECTRIC, PLUMBING OF SPRINKLERS.
14. CONTRACTOR TO PROVIDE A COMPOSITE REFLECTED CEILING DRAWING WITH ALL MECHANICAL, ELECTRICAL, PLUMBING, COMMUNICATIONS AND SPRINKLER ITEMS COORDINATED, FOR REVIEW AND APPROVAL BY THE ARCHITECT, INTERIOR DESIGNER, STRUCTURAL ENGINEER AND MECHANICAL ENGINEER.
15. ALL DOOR HEADS & TRIMMED OPENING TO BE 8'-0" A.F.F. U.O.N.
16. WHERE CONCRETE BEAMS ARE TO REMAIN EXPOSED, SAND TO A SMOOTH FINISH AND APPLY PAINTED KADEX. WHERE CONCRETE BEAMS ARE TO BE FURRED OUT, FOLLOW TYPICAL CONSTRUCTION PROCEDURE FOR HUNG CEILINGS, SEE DRAWING A-605.
17. SEE SPECIFICATIONS FOR FURTHER INFORMATION, TYPICAL.
18. ALL LIGHT FIXTURES IN PUBLIC CORRIDOR ABOVE APARTMENT ENTRY DOORS TO BE CENTERED ON DOORS, TYP.
19. ALL LIGHT FIXTURES TO BE CENTERED AND SPACED IN KITCHENS, BATHROOMS, POWDER ROOMS, CORRIDORS, FOYERS AND CLOSETS, U.O.N. EX.:CORRIDOR.

LIGHT

20. PROVIDE SLEEVES WHERE REQ'D SEE SP. DWGS. FOR LOCATIONS, TYP.
21. SEE F.P. DWGS. FOR SPRINKLER PIPING AND HEAD LOCATIONS. HEADS TO BE LOCATED/CENTERED AS INDICATED UNLESS OTHERWISE PERMITTED/LIMITED BY CODE.
22. LOCATE CLG. REGISTERS INSTEAD OF TOP REGISTERS WHERE DUCT ENTERS A KITCHEN OR BATHROOM FROM CLG. THAT IS HIGHER THAN THE KITCHEN OR BATHROOM CLG.
EX.: PLAN

9'-0" H. HUNG CLG. — 8'-0" H. HUNG CLG. — CORRIDOR — KITCHEN / BATHROOM — MAINTAIN DUCT WITHIN

23. SMOKE / CARBON MONOXIDE DETECTORS CAN BE LOCATED ABOVE DOORS IN LIEU OF IN CEILINGS. THEY SHOULD BE CENTERED ON DOORS. SMOKE / CARBON MONOXIDE DETECTORS MUST BE LOCATED WITHIN 10'-0" OF ENTRIES TO ALL BEDROOMS, TYP.
24. HARDWIRED CARBON MONOXIDE DETECTORS SHALL COMPLY WITH RS 17-13 AND INSTALLED IN ACCORDANCE WITH RS 17-14. IT SHALL BE PROVIDED IN EVERY DWELLING UNIT WITHIN 15 FEET ON THE PRIMARY ENTRANCE OF EACH BEDROOM.
25. ALL EXIT SIGNS TO BE RECESSED CEILING MOUNTED, U.O.N.
26. PROVIDE 2 HR FIRE-RATED ENCLOSURE ON ALL RISERS AS PER ENGINEER'S DRAWINGS.

LIGHTING SCHEDULE

SEE ELECTRICAL DWGS FOR COMPLETE LIGHTING SCHEDULE

FIXT.	FIXT. LOCATION	DESCRIPTION
LA01	RESIDENTIAL CORRIDOR/ELEVATORS	RECESSED 2-CELL TRIMMED DOWNLIGHT WITH 2-1/4"x1-1/4" APERTURE AND BLACK TRIM.
LA02	RESIDENTIAL CORRIDOR	LINEAR LED STRIP IN EXTRUDED ALUMINUM CHANNEL WITH DIFFUSING LENS.
LA03	RESIDENTIAL UNIT	RECESSED FLUSH-MOUNT PINHOLE APERTURE DOWNLIGHT W/ FLUSH MOUNTED TRIM.
LA04	RESIDENTIAL UNIT	LINEAR LED STRIP IN EXTRUDED ALUMINUM CHANNEL WITH DIFFUSING LENS.
LA05	RESIDENTIAL UNIT	LINEAR LED STRIP IN EXTRUDED ALUMINUM CHANNEL WITH DIFFUSING LENS.
LA06	RESIDENTIAL UNIT	11" SURFACE MOUNT CLOSET FIXTURE.
LA07	RESIDENTIAL UNIT	WET RATED LINEAR LED STRIP IN EXTRUDED ALUMINUM CHANNEL WITH DIFFUSING LENS.
LA08	BATHROOMS THROUGHOUT	WET RATED LINEAR LED STRIP IN EXTRUDED ALUMINUM CHANNEL WITH DIFFUSING LENS.
LA09H	RESIDENTIAL UNIT, TYP. KITCHEN	TRACK MOUNTED SMALL PROFILE ADJUSTABLE LED ACCENT LIGHT.
LA09T	RESIDENTIAL UNIT, TYP. KITCHEN	SURFACE MOUNTED POWER DISTRIBUTION TRACK SYSTEM.
LA17	LOBBY CHANDELIER	LINEAR LINE VOLTAGE LED GRAZER WITH 40x40 OPTIC
LA18	THROUGHOUT	LINEAR LINE VOLTAGE LED GRAZER WITH 9X29 OPTIC.
LA19	THROUGHOUT	RECESSED 2-CELL TRIMMED DOWNLIGHT WITH 2-1/4"X1-1/4" APERTURE AND BLACK TRIM.
LA20	THROUGHOUT	RECESSED 2-CELL TRIMMED DOWNLIGHT WITH 2-1/4"x1-1/4" APERTURE AND BLACK TRIM.
LA21	THROUGHOUT	RECESSED 5-CELL TRIMMED WALL WASH DOWNLIGHT WITH 5-1/4"x1-1/4" APERTURE AND BLACK TRIM.
LA22	THROUGHOUT	RECESSED 5-CELL TRIMMED WALL WASH DOWNLIGHT WITH 5-1/4"x1-1/4" APERTURE AND BLACK TRIM.
LA23	THROUGHOUT	RECESSED 10-CELL TRIMMED DOWNLIGHT WITH 10-1/4"x1-1/4" APERTURE AND BLACK TRIM.
LA24A	LOBBY	RECESSED 10-CELL TRIMMED DOWNLIGHT WITH 10-1/4"x1-1/4" APERTURE AND BLACK TRIM.
LA24B	LOBBY	RECESSED 10-CELL TRIMMED DOWNLIGHT WITH 10-1/4"x1-1/4" APERTURE AND BLACK TRIM.
LA25	THROUGHOUT	WET RATED SEMI-RECESSED 2-CELL TRIMLESS DOWNLIGHT WITH GLASS LENS AND BLACK REFLECTOR.
LA26	THROUGHOUT	WET RATED SEMI-RECESSED 5-CELL TRIMLESS DOWNLIGHT WITH GLASS LENS AND BLACK REFLECTOR.
LA27	THROUGHOUT	LOW WATTAGE LINEAR LED STRIP IN EXTRUDED ALUMINUM CHANNEL WITH DIFFUSING LENS.
LA28	THROUGHOUT	MID WATTAGE LINEAR LED STRIP IN EXTRUDED ALUMINUM CHANNEL WITH DIFFUSING LENS.
LA29	THROUGHOUT	RECESSED 4" PERIMETER WALL GRAZER WITH 3" REGRESSED LENS.
LA30	KIDS ROOM	MODULAR LED PANEL SYSTEM FOR BACKLIT CEILING APPLICATIONS.
LA31	THROUGHOUT	LINEAR LINE VOLTAGE LED GRAZER WITH 15X23 OPTIC.
LA34A	YOGA	PENDANT MOUNTED LINEAR LED FIXTURE (UP AND DOWN).
LA34B	FITNESS	PENDANT MOUNTED LINEAR LED FIXTURE (DOWN).
LA34C	BASKETBALL COURT	PENDANT MOUNTED LINEAR LED FIXTURE (DOWN).
LA35	CHANGING ROOM	FLEXIBLE LINEAR LED NEON, WITH DIMMABLE TRANSFORMER EQUAL TO FLEX DC NEON MLV DRIVER.
LA36	POOL	MODIFIED STANDARD FOR 12V APPLICATION USED ADJACENT TO POOL, IP69 SUBMERSIBLE
LA37	POOL	SURFACE MOUNTED 6" DIAMETER LED DOWNLIGHT
LA39	BASKETBALL COURT	LINEAR LINE VOLTAGE LED STRIP WITH ASYMMETRIC THROW.
LA40	KIDS SPACE	RECESSED LED DOWNLIGHT WITH SMALL APERTURE.
LA43	CELLAR	CEILING MOUNTED LED FIXTURE.
LA44A	PET WASH	WALL MOUNTED DIRECT/INDIRECT LED FIXTURE - 6' LONG.
LA44B	PET WASH	WALL MOUNTED DIRECT/INDIRECT LED FIXTURE - 12' LONG.
LA45	SAUNA (DRY SAUNA)	RECESSED MOUNTED FIBER OPTIC END EMITTING PAVER EQUIPPED WITH LED ILLUMINATOR.
LA46	60TH FLOOR	SURFACE MOUNTED ADJUSTABLE INTEGRAL LED ACCENT LIGHT.
LA47	DOUBLE HEIGHT KITCHENS	HIGH OUTPUT LED TAPELIGHT IN RECESSED CHANNEL
LT-K1	KITCHENS AS NOTED	DECORATIVE PENDANT BY INTERIOR DESIGNER.
LX01.1	PLAZA CATENARY	SUSPENDED LED FLOODLIGHT CATENARY SYSTEM WITH FLOOD OPTIC.
LX01.2	PLAZA CATENARY	SUSPENDED LED FLOODLIGHT CATENARY SYSTEM WITH TYPE 2 STREET OPTIC.
LX03	PLAZA FACADE	SURFACE MOUNTED WALL WASHER.
LX04	PLAZA LANDSCAPE	STAKE MOUNTED LED ACCENT LIGHT WITH ADJUSTABLE BEAM ANGLE.
LX06	LOGGIA	SURFACE MOUNTED IN ARCHITECTURAL DETAIL. SIDE VIEW LINEAR LED LIGHT STRIP.
LX07	BULKHEAD	EXTERIOR RATED SURFACE MOUNTED 2700K LED SPOTLIGHT
LX08	FULTON ST. CANOPY	LINEAR LED RECESSED PERIMETER SLOT
LX10	60TH FLOOR COURTYARD	CUSTOM WALL MOUNT LED SCONCE
LX11	LOGGIA	SURFACE MOUNTED DECORATIVE LED SCONCE
LX12	4TH FL TERRACE	WET LOCATION LISTED SURFACE MOUNTED 2700K LED SPOTLIGHT
LX13	4TH FL TERRACE	WET LOCATION LISTED, STAKE/POWER PIPE MOUNTED SMALL PROFILE, LED ACCENT
LX14	4TH FL TERRACE	WET LOCATION LISTED LINEAR LINE VOLTAGE LED GRAZER WITH 9x29 OPTIC AND HEXCELL LOUVRE
LX15	4TH FL. TERRACE	WET LOCATION LISTED, EXTERIOR, SMALL PROFILE, LED STEP-LIGHT
LX16	2ND FLOOR TERRACE	LIGHT BUILDING ELEMENT WITH SINGLE-SIDED LIGHT OUTPUT

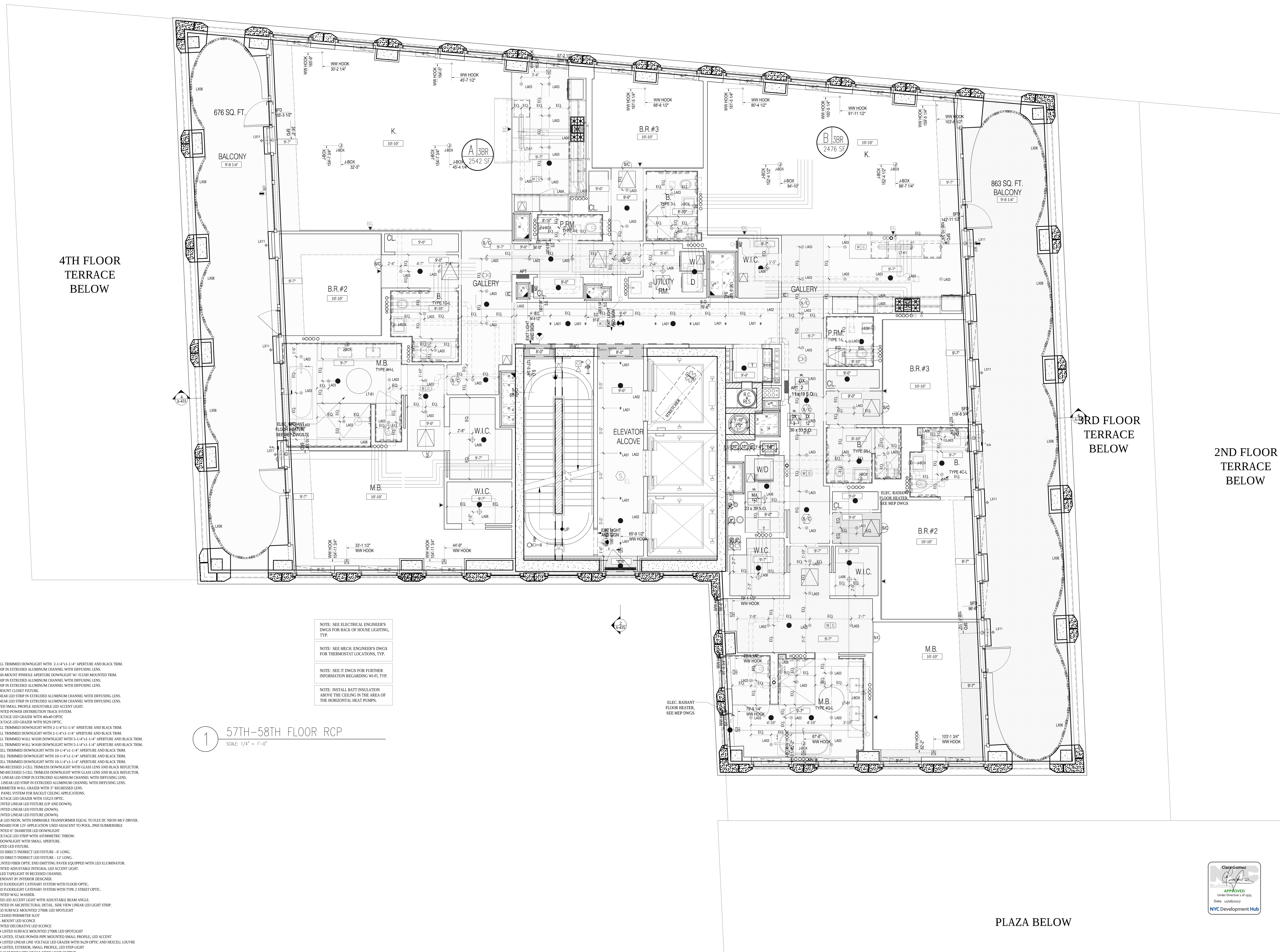

NOTE: SEE ELECTRICAL ENGINEER'S DWGS FOR BACK OF HOUSE LIGHTING, TYP.

NOTE: SEE MECH. ENGINEER'S DWGS FOR THERMOSTAT LOCATIONS, TYP.

NOTE: SEE IT DWGS FOR FURTHER INFORMATION REGARDING WI-FI, TYP.

NOTE: INSTALL BATT INSULATION ABOVE THE CEILING IN THE AREA OF THE HORIZONTAL HEAT PUMPS.

1 57TH–58TH FLOOR RCP
SCALE: 1/4" = 1'-0"

Number:	Date:	Revision:
3	10/30/2017	ISSUED TO DOB
2	06/14/2017	ISSUED FOR CONSTRUCTION
1	03/31/2017	95% CD SUBMISSION

Project:
130 WILLIAM STREET
130 WILLIAM STREET
NEW YORK, NY 10038

Client:
THE LIGHTSTONE GROUP
130 WILLIAM STREET PROPERTY OWNER LLC
460 PARK AVE, 13TH FLOOR
NEW YORK, NY 10022
(212) 616-9971

Architect:
HILL | WEST ARCHITECTS
11 BROADWAY
17TH FLOOR
NEW YORK, NY 10004
T. 212 213 8007

Creative Director
Adjaye Associates
415 Broadway, 3rd Fl.
New York, NY 10013
(212) 965-8477

Building Structures:
McNamara Salvia
62 West 45th Street, 11th Fl.
New York, NY 10036
(212) 246-9800

MEP Engineer:
Ventrop ECG, LLC
365 W 34th Street, 3rd Fl.
New York, NY 10001
(212) 244-5060

Exterior Facade Consultant:
Gilsanz Murray Steficek, LLP
129 West 27th Street, 5th Fl.
New York, NY 10001
(212) 254-0030

Landscape Architect:
Weintraub Diaz, LLC
19 New Street
Nyack, NY 10960
(845) 353-2500

Civil Engineer & Acoustic Consultant:
AKRF Engineering PC
440 Park Avenue South, 7th Fl.
New York, NY 10016
(646) 388-9829

IT & Security Consultant:
Anj Communications
133 Sunny Ridge Road
Harrison, New York 10528
(914) 967-1967

Pool Consultant:
Integrated Aquatics Engineering, Inc.
75 Shewell Ave
Doylestown, PA 18901
(215) 230-8623

Elevator Consultant:
Jenkins and Huntington
1251 Avenue of the Americas
New York, NY 10020
(212)-696-1818

DOB STAMPS & SIGNATURES:

Clara Gomez
NYC Buildings APPROVED
Under Directive 2 of 1975
Date: 11/06/2017:
NYC Development Hub

DWG TITLE:
57TH-58TH FLOOR RCP (CONSTRUCTION)
66TH-67TH FLOOR RCP (MARKETING)

NB#121192903

SEAL & SIGNATURE:
REGISTERED ARCHITECT DAVID CHARLES WEST No. 020801 STATE OF NEW YORK

DATE: 10/30/2017
PROJECT #: 14A26
SCALE: 1/4"= 1'-0"
A-257.00
DWG NO.

J:\14A26 130 William Street\Arch\1_Drawing Sets\110_Submissions

DEPT OF BLDGS 121192903 Job Number
ES021763338 Scan Code

NOTES:

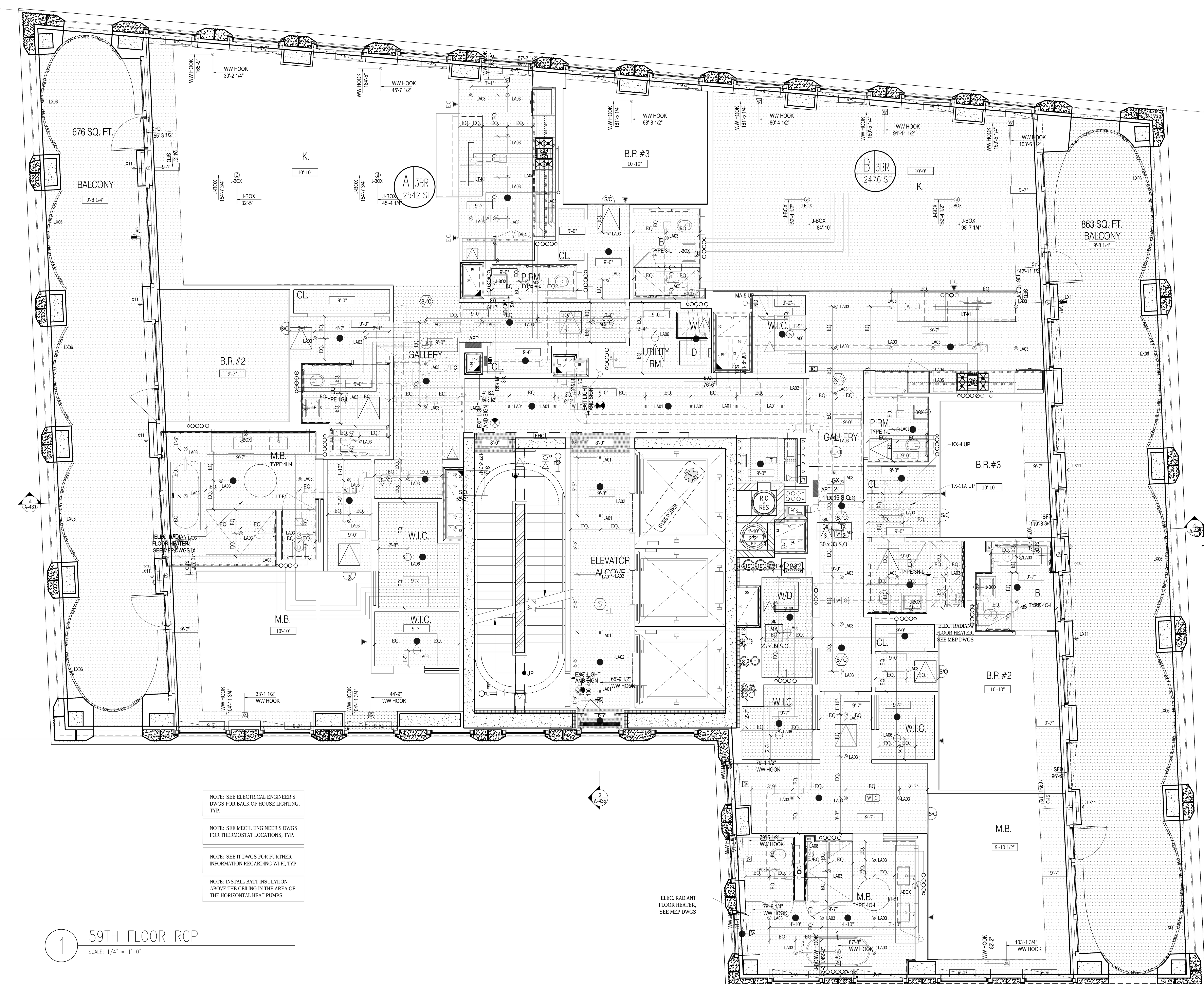

LEGEND

- TROWELLED FINISH @ UNDERSIDE OF SLAB.
- GWB. HUNG CEILING
- JUNCTION BOX
- SMOKE/CARBON MONOXIDE DETECTOR
- SPRINKLER
- SECURITY CAMERA
- LINEAR DIFFUSER
- TRANSFORMER

REFER TO INTERIOR DESIGN DRAWINGS AND LIGHTING SPECIFICATION FOR CEILING DETAILS AND FURTHER INFORMATION.

REFER TO ENGINEER'S DRAWING FOR BACK OF HOUSE LIGHTING AND FURTHER INFORMATION.

ALL CLG. HEIGHTS MEASURED FROM ABOVE FINISH FL., TYP.

NOTES:

1. HUNG CEILING HEIGHTS ARE THE MINIMUM ALLOWABLE. CONSULT WITH ARCHITECT PRIOR TO THE INSTALLATION OF ANY MECHANICAL, ELECTRIC, PLUMBING OR SPRINKLERS IF ANY CEILING IS TO BE LOWER THAN INDICATED.
2. PROVIDE CEILING ACCESS PANELS FOR HVAC AND PLUMBING AS REQUIRED.
3. FILL ALL SLAB OPENINGS AND SLEEVES THROUGH BEAMS AS APPROVED BY STRUCTURAL ENGINEER (TO BE COORDINATED WITH HVAC, ELECTRIC, PLUMBING AND SPRINKLER).
4. FILL ALL SLAB OPENINGS AND SLEEVES THROUGH BEAMS WITH THERMAFIBER FIRESTOPPING AS REQUIRED AFTER THE INSTALLATION OF ALL DUCTWORK AND PIPEWORK.
5. PROVIDE RAISED POCKETS ALONG LENGTH OF WINDOW WHERE DROPPED CEILING IS LOWER THAN WINDOW TRANSOM. POCKET SHOULD BE LARGE ENOUGH SO AS NOT TO IMPEDE THE FULL OPENING OF A CASEMENT WINDOW FOR CLEANING PURPOSES.
6. SEE DRAWING A-010 AND SPRINKLER DRAWINGS FOR SPRINKLER HEAD DETAILS AND FURTHER INFORMATION.
7. ALL TRIMMED OPENINGS TO BE CONSISTENT WITH THE TOP OF ADJACENT DOORS, TYPICAL.
8. SEE INTERIOR DRAWINGS FOR FURTHER REFLECTED CEILING INFORMATION AT THE PUBLIC AREAS.
9. SEE KITCHEN AND BATHROOM DRAWINGS FOR ADDITIONAL INFORMATION ON LIGHTING.
10. SEE ELECTRICAL AND INTERIOR DESIGNER DRAWINGS FOR TYPES AND LOCATIONS OF ALL CEILING FIXTURES, TYPICAL.
11. TO AVOID ANY CONFLICT, COORDINATE THE LOCATION OF ALL CEILING MOUNTED SPRINKLER HEADS WITH RECESSED CEILING LIGHT FIXTURES AND JUNCTION BOXES.
    a. ALL ELECTRIC FIXTURE LOCATIONS TO HAVE PRIORITY OVER SPRINKLER LOCATIONS
    b. NOTIFY SPRINKLER ENGINEER OF ANY CONFLICTS BETWEEN SPRINKLER HEADS AND CONCRETE BEAMS OR OTHER OBSTRUCTIONS. PROVIDE WALL MOUNTED SPRINKLER HEADS AT THESE LOCATIONS WITH THE ENGINEER'S APPROVAL.
12. ALL DROPPED CEILINGS TO BE 5/8" THICK GYPSUM BOARD UNLESS OTHERWISE NOTED. SEE DRAWING A-605 FOR DETAILS.
13. ALL MECHANICAL, ELECTRIC, PLUMBING & SPRINKLER OFFSETS ARE TO BE ENCLOSED IN THE SPACE PROVIDED, MAINTAINING THE CEILING HEIGHTS INDICATED ON THE REFLECTED CEILING PLANS AND INTERIOR DESIGN DRAWINGS. COORDINATE ALL SLEEVES AND TUNNELS THROUGH CONCRETE BEAMS WITH FULL APPROVAL BY THE STRUCTURAL ENGINEER. CONTRACTOR TO NOTIFY ARCHITECT IF THESE HEIGHTS CANNOT BE ACHIEVED PRIOR TO THE INSTALLATION OF ANY MECHANICAL, ELECTRIC, PLUMBING OF SPRINKLERS.
14. CONTRACTOR TO PROVIDE A COMPOSITE REFLECTED CEILING DRAWING WITH ALL MECHANICAL, ELECTRICAL, PLUMBING, COMMUNICATIONS AND SPRINKLER ITEMS COORDINATED, FOR REVIEW AND APPROVAL BY THE ARCHITECT, INTERIOR DESIGNER, STRUCTURAL ENGINEER AND MECHANICAL ENGINEER.
15. ALL DOOR HEADS & TRIMMED OPENING TO BE 8'-0" A.F.F. U.O.N.
16. WHERE CONCRETE BEAMS ARE TO REMAIN EXPOSED, SAND TO A SMOOTH FINISH AND APPLY PAINTED KADEX. WHERE CONCRETE BEAMS ARE TO BE FURRED OUT, FOLLOW TYPICAL CONSTRUCTION PROCEDURE FOR HUNG CEILINGS, SEE DRAWING A-605.
17. SEE SPECIFICATIONS FOR FURTHER INFORMATION, TYPICAL.
18. ALL LIGHT FIXTURES IN PUBLIC CORRIDOR ABOVE APARTMENT ENTRY DOORS TO BE CENTERED ON DOORS, TYP.
19. ALL LIGHT FIXTURES TO BE CENTERED AND SPACED IN KITCHENS, BATHROOMS, POWDER ROOMS, CORRIDORS, FOYERS AND CLOSETS, U.O.N. EX.:CORRIDOR.
20. PROVIDE SLEEVES WHERE REQ'D SEE SP. DWGS. FOR LOCATIONS, TYP.
21. SEE F.P. DWGS. FOR SPRINKLER PIPING AND HEAD LOCATIONS. HEADS TO BE LOCATED/CENTERED AS INDICATED UNLESS OTHERWISE PERMITTED/LIMITED BY CODE.
22. LOCATE CLG. REGISTERS INSTEAD OF TOP REGISTERS WHERE DUCT ENTERS A KITCHEN OR BATHROOM FROM CLG. THAT IS HIGHER THAN THE KITCHEN OR BATHROOM CLG. EX.: PLAN
23. SMOKE / CARBON MONOXIDE DETECTORS CAN BE LOCATED ABOVE DOORS IN LIEU OF IN CEILINGS. THEY SHOULD BE CENTERED ON DOORS. SMOKE / CARBON MONOXIDE DETECTORS MUST BE LOCATED WITHIN 10'-0" OF ENTRIES TO ALL BEDROOMS, TYP.
24. HARDWIRED CARBON MONOXIDE DETECTORS SHALL COMPLY WITH RS 17-13 AND INSTALLED IN ACCORDANCE WITH RS 17-14. IT SHALL BE PROVIDED IN EVERY DWELLING UNIT WITHIN 15 FEET ON THE PRIMARY ENTRANCE OF EACH BEDROOM.
25. ALL EXIT SIGNS TO BE RECESSED CEILING MOUNTED, U.O.N.
26. PROVIDE 2 HR FIRE-RATED ENCLOSURE ON ALL RISERS AS PER ENGINEER'S DRAWINGS.

LIGHTING SCHEDULE

SEE ELECTRICAL DWGS FOR COMPLETE LIGHTING SCHEDULE

FIXT.	FIXT. LOCATION	DESCRIPTION
LA01	RESIDENTIAL CORRIDOR/ELEVATORS	RECESSED 2-CELL TRIMMED DOWNLIGHT WITH 2-1/4"x1-1/4" APERTURE AND BLACK TRIM.
LA02	RESIDENTIAL CORRIDOR	LINEAR LED STRIP IN EXTRUDED ALUMINUM CHANNEL WITH DIFFUSING LENS.
LA03	RESIDENTIAL UNIT	RECESSED FLUSH-MOUNT PINHOLE APERTURE DOWNLIGHT W/ FLUSH MOUNTED TRIM.
LA04	RESIDENTIAL UNIT	LINEAR LED STRIP IN EXTRUDED ALUMINUM CHANNEL WITH DIFFUSING LENS.
LA05	RESIDENTIAL UNIT	LINEAR LED STRIP IN EXTRUDED ALUMINUM CHANNEL WITH DIFFUSING LENS.
LA06	RESIDENTIAL UNIT	11" SURFACE MOUNT CLOSET FIXTURE.
LA07	RESIDENTIAL UNIT	WET RATED LINEAR LED STRIP IN EXTRUDED ALUMINUM CHANNEL WITH DIFFUSING LENS.
LA08	BATHROOMS THROUGHOUT	WET RATED LINEAR LED STRIP IN EXTRUDED ALUMINUM CHANNEL WITH DIFFUSING LENS.
LA09H	RESIDENTIAL UNIT, TYP. KITCHEN	TRACK MOUNTED SMALL PROFILE ADJUSTABLE LED ACCENT LIGHT.
LA09T	RESIDENTIAL UNIT, TYP. KITCHEN	SURFACE MOUNTED POWER DISTRIBUTION TRACK SYSTEM.
LA17	LOBBY CHANDELIER	LINEAR LINE VOLTAGE LED GRAZER WITH 40x40 OPTIC
LA18	THROUGHOUT	LINEAR LINE VOLTAGE LED GRAZER WITH 9X29 OPTIC.
LA19	THROUGHOUT	RECESSED 2-CELL TRIMMED DOWNLIGHT WITH 2-1/4"X1-1/4" APERTURE AND BLACK TRIM.
LA20	THROUGHOUT	RECESSED 2-CELL TRIMMED DOWNLIGHT WITH 2-1/4"x1-1/4" APERTURE AND BLACK TRIM.
LA21	THROUGHOUT	RECESSED 5-CELL TRIMMED WALL WASH DOWNLIGHT WITH 5-1/4"x1-1/4" APERTURE AND BLACK TRIM.
LA22	THROUGHOUT	RECESSED 5-CELL TRIMMED WALL WASH DOWNLIGHT WITH 5-1/4"x1-1/4" APERTURE AND BLACK TRIM.
LA23	THROUGHOUT	RECESSED 10-CELL TRIMMED DOWNLIGHT WITH 10-1/4"x1-1/4" APERTURE AND BLACK TRIM.
LA24A	LOBBY	RECESSED 10-CELL TRIMMED DOWNLIGHT WITH 10-1/4"x1-1/4" APERTURE AND BLACK TRIM.
LA24B	LOBBY	RECESSED 10-CELL TRIMMED DOWNLIGHT WITH 10-1/4"x1-1/4" APERTURE AND BLACK TRIM.
LA25	THROUGHOUT	WET RATED SEMI-RECESSED 2-CELL TRIMLESS DOWNLIGHT WITH GLASS LENS AND BLACK REFLECTOR.
LA26	THROUGHOUT	WET RATED SEMI-RECESSED 5-CELL TRIMLESS DOWNLIGHT WITH GLASS LENS AND BLACK REFLECTOR.
LA27	THROUGHOUT	LOW WATTAGE LINEAR LED STRIP IN EXTRUDED ALUMINUM CHANNEL WITH DIFFUSING LENS.
LA28	THROUGHOUT	MID WATTAGE LINEAR LED STRIP IN EXTRUDED ALUMINUM CHANNEL WITH DIFFUSING LENS.
LA29	THROUGHOUT	RECESSED 4" PERIMETER WALL GRAZER WITH 3" REGRESSED LENS.
LA30	KIDS ROOM	MODULAR LED PANEL SYSTEM FOR BACKLIT CEILING APPLICATIONS.
LA31	THROUGHOUT	LINEAR LINE VOLTAGE LED GRAZER WITH 15X23 OPTIC.
LA34A	YOGA	PENDANT MOUNTED LINEAR LED FIXTURE (UP AND DOWN).
LA34B	FITNESS	PENDANT MOUNTED LINEAR LED FIXTURE (DOWN).
LA34C	BASKETBALL COURT	PENDANT MOUNTED LINEAR LED FIXTURE (DOWN).
LA35	CHANGING ROOM	FLEXIBLE LINEAR LED NEON, WITH DIMMABLE TRANSFORMER EQUAL TO FLEX DC NEON MLV DRIVER.
LA36	POOL	MODIFIED STANDARD FOR 12V APPLICATION USED ADJACENT TO POOL, IP69 SUBMERSIBLE
LA37	POOL	SURFACE MOUNTED 6" DIAMETER LED DOWNLIGHT
LA39	BASKETBALL COURT	LINEAR LINE VOLTAGE LED STRIP WITH ASYMMETRIC THROW.
LA40	KIDS SPACE	RECESSED LED DOWNLIGHT WITH SMALL APERTURE.
LA43	CELLAR	CEILING MOUNTED LED FIXTURE.
LA44A	PET WASH	WALL MOUNTED DIRECT/INDIRECT LED FIXTURE - 6' LONG.
LA44B	PET WASH	WALL MOUNTED DIRECT/INDIRECT LED FIXTURE - 12' LONG.
LA45	SAUNA (DRY SAUNA)	RECESSED MOUNTED FIBER OPTIC END EMITTING PAVER EQUIPPED WITH LED ILLUMINATOR.
LA46	60TH FLOOR	SURFACE MOUNTED ADJUSTABLE INTEGRAL LED ACCENT LIGHT.
LA47	DOUBLE HEIGHT KITCHENS	HIGH OUTPUT LED TAPELIGHT IN RECESSED CHANNEL
LT-K1	KITCHENS AS NOTED	DECORATIVE PENDANT BY INTERIOR DESIGNER.
LX01.1	PLAZA CATENARY	SUSPENDED LED FLOODLIGHT CATENARY SYSTEM WITH FLOOD OPTIC.
LX01.2	PLAZA CATENARY	SUSPENDED LED FLOODLIGHT CATENARY SYSTEM WITH TYPE 2 STREET OPTIC.
LX03	PLAZA FACADE	SURFACE MOUNTED WALL WASHER.
LX04	PLAZA LANDSCAPE	STAKE MOUNTED LED ACCENT LIGHT WITH ADJUSTABLE BEAM ANGLE.
LX06	LOGGIA	SURFACE MOUNTED IN ARCHITECTURAL DETAIL. SIDE VIEW LINEAR LED LIGHT STRIP.
LX07	BULKHEAD	EXTERIOR RATED SURFACE MOUNTED 2700K LED SPOTLIGHT
LX08	FULTON ST. CANOPY	LINEAR LED RECESSED PERIMETER SLOT
LX10	60TH FLOOR COURTYARD	CUSTOM WALL MOUNT LED SCONCE
LX11	LOGGIA	SURFACE MOUNTED DECORATIVE LED SCONCE
LX12	4TH FL TERRACE	WET LOCATION LISTED SURFACE MOUNTED 2700K LED SPOTLIGHT
LX13	4TH FL TERRACE	WET LOCATION LISTED, STAKE/POWER PIPE MOUNTED SMALL PROFILE, LED ACCENT
LX14	4TH FL TERRACE	WET LOCATION LISTED LINEAR LINE VOLTAGE LED GRAZER WITH 9x29 OPTIC AND HEXCELL LOUVRE
LX15	4TH FL. TERRACE	WET LOCATION LISTED, EXTERIOR, SMALL PROFILE, LED STEP-LIGHT
LX16	2ND FLOOR TERRACE	LIGHT BUILDING ELEMENT WITH SINGLE-SIDED LIGHT OUTPUT

NOTE: SEE ELECTRICAL ENGINEER'S DWGS FOR BACK OF HOUSE LIGHTING, TYP.

NOTE: SEE MECH. ENGINEER'S DWGS FOR THERMOSTAT LOCATIONS, TYP.

NOTE: SEE IT DWGS FOR FURTHER INFORMATION REGARDING WI-FI, TYP.

NOTE: INSTALL BATT INSULATION ABOVE THE CEILING IN THE AREA OF THE HORIZONTAL HEAT PUMPS.

1 59TH FLOOR RCP
SCALE: 1/4" = 1'-0"

Number:	Date:	Revision:
3	10/30/2017	ISSUED TO DOB
2	06/14/2017	ISSUED FOR CONSTRUCTION
1	03/31/2017	95% CD SUBMISSION

Project:
130 WILLIAM STREET
130 WILLIAM STREET
NEW YORK, NY 10038

Client:
THE LIGHTSTONE GROUP
130 WILLIAM STREET PROPERTY OWNER LLC
460 PARK AVE, 13TH FLOOR
NEW YORK, NY 10022
(212) 616-9971

Architect:
HILL | WEST ARCHITECTS
11 BROADWAY
17TH FLOOR
NEW YORK, NY 10004
T. 212 213 8007

Creative Director
Adjaye Associates
415 Broadway, 3rd Fl.
New York, NY 10013
(212) 965-8477

Building Structures:
McNamara Salvia
62 West 45th Street, 11th Fl.
New York, NY 10036
(212) 246-9800

MEP Engineer:
Ventrop ECG, LLC
365 W 34th Street, 3rd Fl.
New York, NY 10001
(212) 244-5060

Exterior Facade Consultant:
Gilsanz Murray Steficek, LLP
129 West 27th Street, 5th Fl.
New York, NY 10001
(212) 254-0030

Landscape Architect:
Weintraub Diaz, LLC
19 New Street
Nyack, NY 10960
(845) 353-2500

Civil Engineer & Acoustic Consultant:
AKRF Engineering PC
440 Park Avenue South, 7th Fl.
New York, NY 10016
(646) 388-9829

IT & Security Consultant:
Anj Communications
133 Sunny Ridge Road
Harrison, New York 10528
(914) 967-1967

Pool Consultant:
Integrated Aquatics Engineering, Inc.
75 Shewell Ave
Doylestown, PA 18901
(215) 230-8623

Elevator Consultant:
Jenkins and Huntington
1251 Avenue of the Americas
New York, NY 10020
(212)-696-1818

DOB STAMPS & SIGNATURES:

Clara Gomez
NYC Buildings
APPROVED
Under Directive 2 of 1975
Date: 11/06/2017
NYC Development Hub

DWG TITLE:
59TH FLOOR RCP (CONSTRUCTION)
68TH FLOOR RCP (MARKETING)

NB#121192903

SEAL & SIGNATURE:
REGISTERED ARCHITECT DAVID CHARLES WEST No. 020801 STATE OF NEW YORK

DATE: 10/30/2017
PROJECT #: 14A26
SCALE: 1/4"= 1'-0"
A-259.00
DWG NO.

J:\14A26 130 William Street\Arch\1_Drawing Sets\110_Submissions

DEPT OF BLDGS 121192903 Job Number
ES872953532 Scan Code

NOTES:

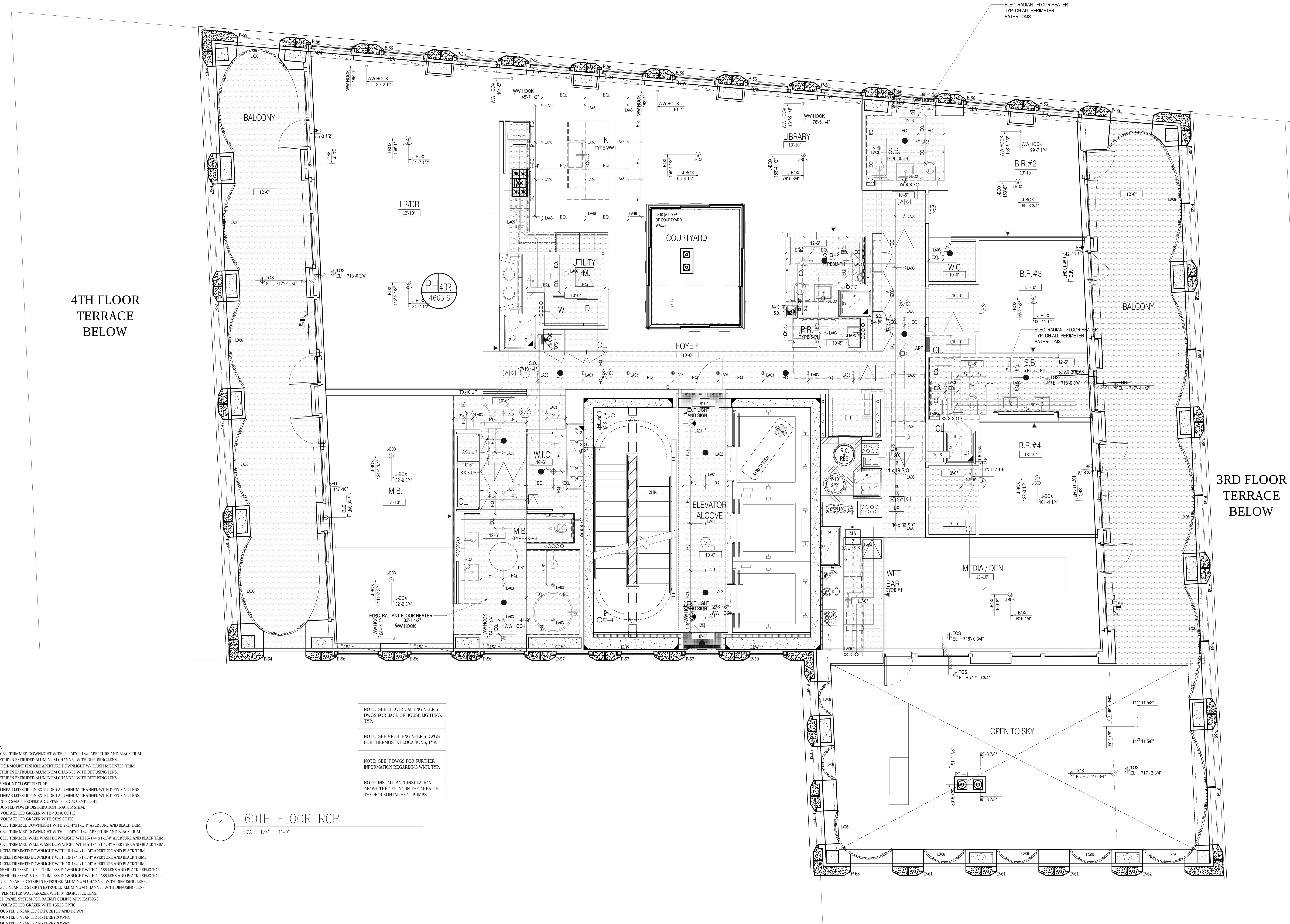

LEGEND

- TROWELLED FINISH @ UNDERSIDE OF SLAB.
- GWB. HUNG CEILING
- JUNCTION BOX
- SMOKE/CARBON MONOXIDE DETECTOR
- SPRINKLER
- SECURITY CAMERA
- LINEAR DIFFUSER
- TRANSFORMER

REFER TO INTERIOR DESIGN DRAWINGS AND LIGHTING SPECIFICATION FOR CEILING DETAILS AND FURTHER INFORMATION.

REFER TO ENGINEER'S DRAWING FOR BACK OF HOUSE LIGHTING AND FURTHER INFORMATION.

ALL CLG. HEIGHTS MEASURED FROM ABOVE FINISH FL., TYP.

NOTES:

1. HUNG CEILING HEIGHTS ARE THE MINIMUM ALLOWABLE. CONSULT WITH ARCHITECT PRIOR TO THE INSTALLATION OF ANY MECHANICAL, ELECTRIC, PLUMBING OR SPRINKLERS IF ANY CEILING IS TO BE LOWER THAN INDICATED.
2. PROVIDE CEILING ACCESS PANELS FOR HVAC AND PLUMBING AS REQUIRED.
3. FILL ALL SLAB OPENINGS AND SLEEVES THROUGH BEAMS AS APPROVED BY STRUCTURAL ENGINEER (TO BE COORDINATED WITH HVAC, ELECTRIC, PLUMBING AND SPRINKLER).
4. FILL ALL SLAB OPENINGS AND SLEEVES THROUGH BEAMS WITH THERMAFIBER FIRESTOPPING AS REQUIRED AFTER THE INSTALLATION OF ALL DUCTWORK AND PIPEWORK.
5. PROVIDE RAISED POCKETS ALONG LENGTH OF WINDOW WHERE DROPPED CEILING IS LOWER THAN WINDOW TRANSOM. POCKET SHOULD BE LARGE ENOUGH SO AS NOT TO IMPEDE THE FULL OPENING OF A CASEMENT WINDOW FOR CLEANING PURPOSES.
6. SEE DRAWING A-010 AND SPRINKLER DRAWINGS FOR SPRINKLER HEAD DETAILS AND FURTHER INFORMATION.
7. ALL TRIMMED OPENINGS TO BE CONSISTENT WITH THE TOP OF ADJACENT DOORS, TYPICAL.
8. SEE INTERIOR DRAWINGS FOR FURTHER REFLECTED CEILING INFORMATION AT THE PUBLIC AREAS.
9. SEE KITCHEN AND BATHROOM DRAWINGS FOR ADDITIONAL INFORMATION ON LIGHTING.
10. SEE ELECTRICAL AND INTERIOR DESIGNER DRAWINGS FOR TYPES AND LOCATIONS OF ALL CEILING FIXTURES, TYPICAL.
11. TO AVOID ANY CONFLICT, COORDINATE THE LOCATION OF ALL CEILING MOUNTED SPRINKLER HEADS WITH RECESSED CEILING LIGHT FIXTURES AND JUNCTION BOXES.
    a. ALL ELECTRIC FIXTURE LOCATIONS TO HAVE PRIORITY OVER SPRINKLER LOCATIONS
    b. NOTIFY SPRINKLER ENGINEER OF ANY CONFLICTS BETWEEN SPRINKLER HEADS AND CONCRETE BEAMS OR OTHER OBSTRUCTIONS. PROVIDE WALL MOUNTED SPRINKLER HEADS AT THESE LOCATIONS WITH THE ENGINEER'S APPROVAL.
12. ALL DROPPED CEILINGS TO BE 5/8" THICK GYPSUM BOARD UNLESS OTHERWISE NOTED. SEE DRAWING A-605 FOR DETAILS.
13. ALL MECHANICAL, ELECTRIC, PLUMBING & SPRINKLER OFFSETS ARE TO BE ENCLOSED IN THE SPACE PROVIDED, MAINTAINING THE CEILING HEIGHTS INDICATED ON THE REFLECTED CEILING PLANS AND INTERIOR DESIGN DRAWINGS. COORDINATE ALL SLEEVES AND TUNNELS THROUGH CONCRETE BEAMS WITH FULL APPROVAL BY THE STRUCTURAL ENGINEER. CONTRACTOR TO NOTIFY ARCHITECT IF THESE HEIGHTS CANNOT BE ACHIEVED PRIOR TO THE INSTALLATION OF ANY MECHANICAL, ELECTRIC, PLUMBING OF SPRINKLERS.
14. CONTRACTOR TO PROVIDE A COMPOSITE REFLECTED CEILING DRAWING WITH ALL MECHANICAL, ELECTRICAL, PLUMBING, COMMUNICATIONS AND SPRINKLER ITEMS COORDINATED, FOR REVIEW AND APPROVAL BY THE ARCHITECT, INTERIOR DESIGNER, STRUCTURAL ENGINEER AND MECHANICAL ENGINEER.
15. ALL DOOR HEADS & TRIMMED OPENING TO BE 8'-0" A.F.F. U.O.N.
16. WHERE CONCRETE BEAMS ARE TO REMAIN EXPOSED, SAND TO A SMOOTH FINISH AND APPLY PAINTED KADEX. WHERE CONCRETE BEAMS ARE TO BE FURRED OUT, FOLLOW TYPICAL CONSTRUCTION PROCEDURE FOR HUNG CEILINGS, SEE DRAWING A-605.
17. SEE SPECIFICATIONS FOR FURTHER INFORMATION, TYPICAL.
18. ALL LIGHT FIXTURES IN PUBLIC CORRIDOR ABOVE APARTMENT ENTRY DOORS TO BE CENTERED ON DOORS, TYP.
19. ALL LIGHT FIXTURES TO BE CENTERED AND SPACED IN KITCHENS, BATHROOMS, POWDER ROOMS, CORRIDORS, FOYERS AND CLOSETS, U.O.N. EX.:CORRIDOR.
20. PROVIDE SLEEVES WHERE REQ'D SEE SP. DWGS. FOR LOCATIONS, TYP.
21. SEE F.P. DWGS. FOR SPRINKLER PIPING AND HEAD LOCATIONS. HEADS TO BE LOCATED/CENTERED AS INDICATED UNLESS OTHERWISE PERMITTED/LIMITED BY CODE.
22. LOCATE CLG. REGISTERS INSTEAD OF TOP REGISTERS WHERE DUCT ENTERS A KITCHEN OR BATHROOM FROM CLG. THAT IS HIGHER THAN THE KITCHEN OR BATHROOM CLG.
EX.: PLAN
23. SMOKE / CARBON MONOXIDE DETECTORS CAN BE LOCATED ABOVE DOORS IN LIEU OF IN CEILINGS. THEY SHOULD BE CENTERED ON DOORS. SMOKE / CARBON MONOXIDE DETECTORS MUST BE LOCATED WITHIN 10'-0" OF ENTRIES TO ALL BEDROOMS, TYP.
24. HARDWIRED CARBON MONOXIDE DETECTORS SHALL COMPLY WITH RS 17-13 AND INSTALLED IN ACCORDANCE WITH RS 17-14. IT SHALL BE PROVIDED IN EVERY DWELLING UNIT WITHIN 15 FEET ON THE PRIMARY ENTRANCE OF EACH BEDROOM.
25. ALL EXIT SIGNS TO BE RECESSED CEILING MOUNTED, U.O.N.
26. PROVIDE 2 HR FIRE-RATED ENCLOSURE ON ALL RISERS AS PER ENGINEER'S DRAWINGS.

LIGHTING SCHEDULE

SEE ELECTRICAL DWGS FOR COMPLETE LIGHTING SCHEDULE

FIXT.	FIXT. LOCATION	DESCRIPTION
LA01	RESIDENTIAL CORRIDOR/ELEVATORS	RECESSED 2-CELL TRIMMED DOWNLIGHT WITH 2-1/4"x1-1/4" APERTURE AND BLACK TRIM.
LA02	RESIDENTIAL CORRIDOR	LINEAR LED STRIP IN EXTRUDED ALUMINUM CHANNEL WITH DIFFUSING LENS.
LA03	RESIDENTIAL UNIT	RECESSED FLUSH-MOUNT PINHOLE APERTURE DOWNLIGHT W/ FLUSH MOUNTED TRIM.
LA04	RESIDENTIAL UNIT	LINEAR LED STRIP IN EXTRUDED ALUMINUM CHANNEL WITH DIFFUSING LENS.
LA05	RESIDENTIAL UNIT	LINEAR LED STRIP IN EXTRUDED ALUMINUM CHANNEL WITH DIFFUSING LENS.
LA06	RESIDENTIAL UNIT	11" SURFACE MOUNT CLOSET FIXTURE.
LA07	RESIDENTIAL UNIT	WET RATED LINEAR LED STRIP IN EXTRUDED ALUMINUM CHANNEL WITH DIFFUSING LENS.
LA08	BATHROOMS THROUGHOUT	WET RATED LINEAR LED STRIP IN EXTRUDED ALUMINUM CHANNEL WITH DIFFUSING LENS.
LA09H	RESIDENTIAL UNIT, TYP. KITCHEN	TRACK MOUNTED SMALL PROFILE ADJUSTABLE LED ACCENT LIGHT.
LA09T	RESIDENTIAL UNIT, TYP. KITCHEN	SURFACE MOUNTED POWER DISTRIBUTION TRACK SYSTEM.
LA17	LOBBY CHANDELIER	LINEAR LINE VOLTAGE LED GRAZER WITH 40x40 OPTIC
LA18	THROUGHOUT	LINEAR LINE VOLTAGE LED GRAZER WITH 9X29 OPTIC.
LA19	THROUGHOUT	RECESSED 2-CELL TRIMMED DOWNLIGHT WITH 2-1/4"X1-1/4" APERTURE AND BLACK TRIM.
LA20	THROUGHOUT	RECESSED 2-CELL TRIMMED DOWNLIGHT WITH 2-1/4"x1-1/4" APERTURE AND BLACK TRIM.
LA21	THROUGHOUT	RECESSED 5-CELL TRIMMED WALL WASH DOWNLIGHT WITH 5-1/4"x1-1/4" APERTURE AND BLACK TRIM.
LA22	THROUGHOUT	RECESSED 5-CELL TRIMMED WALL WASH DOWNLIGHT WITH 5-1/4"x1-1/4" APERTURE AND BLACK TRIM.
LA23	THROUGHOUT	RECESSED 10-CELL TRIMMED DOWNLIGHT WITH 10-1/4"x1-1/4" APERTURE AND BLACK TRIM.
LA24A	LOBBY	RECESSED 10-CELL TRIMMED DOWNLIGHT WITH 10-1/4"x1-1/4" APERTURE AND BLACK TRIM.
LA24B	LOBBY	RECESSED 10-CELL TRIMMED DOWNLIGHT WITH 10-1/4"x1-1/4" APERTURE AND BLACK TRIM.
LA25	THROUGHOUT	WET RATED SEMI-RECESSED 2-CELL TRIMLESS DOWNLIGHT WITH GLASS LENS AND BLACK REFLECTOR.
LA26	THROUGHOUT	WET RATED SEMI-RECESSED 5-CELL TRIMLESS DOWNLIGHT WITH GLASS LENS AND BLACK REFLECTOR.
LA27	THROUGHOUT	LOW WATTAGE LINEAR LED STRIP IN EXTRUDED ALUMINUM CHANNEL WITH DIFFUSING LENS.
LA28	THROUGHOUT	MID WATTAGE LINEAR LED STRIP IN EXTRUDED ALUMINUM CHANNEL WITH DIFFUSING LENS.
LA29	THROUGHOUT	RECESSED 4" PERIMETER WALL GRAZER WITH 3" REGRESSED LENS.
LA30	KIDS ROOM	MODULAR LED PANEL SYSTEM FOR BACKLIT CEILING APPLICATIONS.
LA31	THROUGHOUT	LINEAR LINE VOLTAGE LED GRAZER WITH 15X23 OPTIC.
LA34A	YOGA	PENDANT MOUNTED LINEAR LED FIXTURE (UP AND DOWN).
LA34B	FITNESS	PENDANT MOUNTED LINEAR LED FIXTURE (DOWN).
LA34C	BASKETBALL COURT	PENDANT MOUNTED LINEAR LED FIXTURE (DOWN).
LA35	CHANGING ROOM	FLEXIBLE LINEAR LED NEON, WITH DIMMABLE TRANSFORMER EQUAL TO FLEX DC NEON MLV DRIVER.
LA36	POOL	MODIFIED STANDARD FOR 12V APPLICATION USED ADJACENT TO POOL, IP69 SUBMERSIBLE
LA37	POOL	SURFACE MOUNTED 6" DIAMETER LED DOWNLIGHT
LA39	BASKETBALL COURT	LINEAR LINE VOLTAGE LED STRIP WITH ASYMMETRIC THROW.
LA40	KIDS SPACE	RECESSED LED DOWNLIGHT WITH SMALL APERTURE.
LA43	CELLAR	CEILING MOUNTED LED FIXTURE.
LA44A	PET WASH	WALL MOUNTED DIRECT/INDIRECT LED FIXTURE - 6' LONG.
LA44B	PET WASH	WALL MOUNTED DIRECT/INDIRECT LED FIXTURE - 12' LONG.
LA45	SAUNA (DRY SAUNA)	RECESSED MOUNTED FIBER OPTIC END EMITTING PAVER EQUIPPED WITH LED ILLUMINATOR.
LA46	60TH FLOOR	SURFACE MOUNTED ADJUSTABLE INTEGRAL LED ACCENT LIGHT.
LA47	DOUBLE HEIGHT KITCHENS	HIGH OUTPUT LED TAPELIGHT IN RECESSED CHANNEL
LT-K1	KITCHENS AS NOTED	DECORATIVE PENDANT BY INTERIOR DESIGNER.
LX01.1	PLAZA CATENARY	SUSPENDED LED FLOODLIGHT CATENARY SYSTEM WITH FLOOD OPTIC.
LX01.2	PLAZA CATENARY	SUSPENDED LED FLOODLIGHT CATENARY SYSTEM WITH TYPE 2 STREET OPTIC.
LX03	PLAZA FACADE	SURFACE MOUNTED WALL WASHER.
LX04	PLAZA LANDSCAPE	STAKE MOUNTED LED ACCENT LIGHT WITH ADJUSTABLE BEAM ANGLE.
LX06	LOGGIA	SURFACE MOUNTED IN ARCHITECTURAL DETAIL. SIDE VIEW LINEAR LED LIGHT STRIP.
LX07	BULKHEAD	EXTERIOR RATED SURFACE MOUNTED 2700K LED SPOTLIGHT
LX08	FULTON ST. CANOPY	LINEAR LED RECESSED PERIMETER SLOT
LX10	60TH FLOOR COURTYARD	CUSTOM WALL MOUNT LED SCONCE
LX11	LOGGIA	SURFACE MOUNTED DECORATIVE LED SCONCE
LX12	4TH FL TERRACE	WET LOCATION LISTED SURFACE MOUNTED 2700K LED SPOTLIGHT
LX13	4TH FL TERRACE	WET LOCATION LISTED, STAKE/POWER PIPE MOUNTED SMALL PROFILE, LED ACCENT
LX14	4TH FL TERRACE	WET LOCATION LISTED LINEAR LINE VOLTAGE LED GRAZER WITH 9x29 OPTIC AND HEXCELL LOUVRE
LX15	4TH FL. TERRACE	WET LOCATION LISTED, EXTERIOR, SMALL PROFILE, LED STEP-LIGHT
LX16	2ND FLOOR TERRACE	LIGHT BUILDING ELEMENT WITH SINGLE-SIDED LIGHT OUTPUT

NOTE: SEE ELECTRICAL ENGINEER'S DWGS FOR BACK OF HOUSE LIGHTING, TYP.

NOTE: SEE MECH. ENGINEER'S DWGS FOR THERMOSTAT LOCATIONS, TYP.

NOTE: SEE IT DWGS FOR FURTHER INFORMATION REGARDING WI-FI, TYP.

NOTE: INSTALL BATT INSULATION ABOVE THE CEILING IN THE AREA OF THE HORIZONTAL HEAT PUMPS.

1 60TH FLOOR RCP

SCALE: 1/4" = 1'-0"

Number:	Date:	Revision:
9	10/30/2017	ISSUED TO DOB
8	06/14/2017	ISSUED FOR CONSTRUCTION
7	03/31/2017	95% CD SUBMISSION
6	01/20/2017	80% CD SUBMISSION
5	01/06/2017	DOB RE-SUBMISSION
4	11/11/2016	CORE & SHELL BUY SET
3	10/07/2016	CORE & SHELL BID SET
2	07/06/2016	ISSUED TO DOB
1	06/20/2016	100% DD SUBMISSION

Project:
130 WILLIAM STREET
130 WILLIAM STREET
NEW YORK, NY 10038

Client:
THE LIGHTSTONE GROUP
130 WILLIAM STREET PROPERTY OWNER LLC
460 PARK AVE, 13TH FLOOR
NEW YORK, NY 10022
(212) 616-9971

Architect:
HILL | WEST ARCHITECTS
11 BROADWAY
17TH FLOOR
NEW YORK, NY 10004
T. 212 213 8007

Creative Director
Adjaye Associates
415 Broadway, 3rd Fl.
New York, NY 10013
(212) 965-8477

Building Structures:
McNamara Salvia
62 West 45th Street, 11th Fl.
New York, NY 10036
(212) 246-9800

MEP Engineer:
Ventrop ECG, LLC
365 W 34th Street, 3rd Fl.
New York, NY 10001
(212) 244-5060

Exterior Facade Consultant:
Gilsanz Murray Steficek, LLP
129 West 27th Street, 5th Fl.
New York, NY 10001
(212) 254-0030

Landscape Architect:
Weintraub Diaz, LLC
19 New Street
Nyack, NY 10960
(845) 353-2500

Civil Engineer & Acoustic Consultant:
AKRF Engineering PC
440 Park Avenue South, 7th Fl.
New York, NY 10016
(646) 388-9829

IT & Security Consultant:
Anj Communications
133 Sunny Ridge Road
Harrison, New York 10528
(914) 967-1967

Pool Consultant:
Integrated Aquatics Engineering, Inc.
75 Shewell Ave
Doylestown, PA 18901
(215) 230-8623

Elevator Consultant:
Jenkins and Huntington
1251 Avenue of the Americas
New York, NY 10020
(212)-696-1818

DOB STAMPS & SIGNATURES:

Clara Gomez
APPROVED
Under Directive 2 of 1975
Date: 11/06/2017
NYC Development Hub

DWG TITLE:
60TH FLOOR RCP (CONSTRUCTION)
69TH FLOOR RCP (MARKETING)

NB#121192903

SEAL & SIGNATURE:
REGISTERED ARCHITECT DAVID CHARLES WEST No. 020801 STATE OF NEW YORK

DATE: 10/30/2017
PROJECT #: 14A26
SCALE: 1/4" = 1'-0"
A-260.00
DWG NO.

J:\14A26 130 William Street\Arch\1_Drawing Sets\110_Submissions

NOTES:

LEGEND

Symbol	Description
	TROWELLED FINISH @ UNDERSIDE OF SLAB.
	GWB. HUNG CEILING
J-BOX	JUNCTION BOX
S CM	SMOKE/CARBON MONOXIDE DETECTOR
EC	SPRINKLER
	SECURITY CAMERA
	LINEAR DIFFUSER
T	TRANSFORMER

REFER TO INTERIOR DESIGN DRAWINGS AND LIGHTING SPECIFICATION FOR CEILING DETAILS AND FURTHER INFORMATION.

REFER TO ENGINEER'S DRAWING FOR BACK OF HOUSE LIGHTING AND FURTHER INFORMATION.

ALL CLG. HEIGHTS MEASURED FROM ABOVE FINISH FL., TYP.

NOTES:

1. HUNG CEILING HEIGHTS ARE THE MINIMUM ALLOWABLE. CONSULT WITH ARCHITECT PRIOR TO THE INSTALLATION OF ANY MECHANICAL, ELECTRIC, PLUMBING OR SPRINKLERS IF ANY CEILING IS TO BE LOWER THAN INDICATED.
2. PROVIDE CEILING ACCESS PANELS FOR HVAC AND PLUMBING AS REQUIRED.
3. FILL ALL SLAB OPENINGS AND SLEEVES THROUGH BEAMS AS APPROVED BY STRUCTURAL ENGINEER (TO BE COORDINATED WITH HVAC, ELECTRIC, PLUMBING AND SPRINKLER).
4. FILL ALL SLAB OPENINGS AND SLEEVES THROUGH BEAMS WITH THERMAFIBER FIRESTOPPING AS REQUIRED AFTER THE INSTALLATION OF ALL DUCTWORK AND PIPEWORK.
5. PROVIDE RAISED POCKETS ALONG LENGTH OF WINDOW WHERE DROPPED CEILING IS LOWER THAN WINDOW TRANSOM. POCKET SHOULD BE LARGE ENOUGH SO AS NOT TO IMPEDE THE FULL OPENING OF A CASEMENT WINDOW FOR CLEANING PURPOSES.
6. SEE DRAWING A-010 AND SPRINKLER DRAWINGS FOR SPRINKLER HEAD DETAILS AND FURTHER INFORMATION.
7. ALL TRIMMED OPENINGS TO BE CONSISTENT WITH THE TOP OF ADJACENT DOORS, TYPICAL.
8. SEE INTERIOR DRAWINGS FOR FURTHER REFLECTED CEILING INFORMATION AT THE PUBLIC AREAS.
9. SEE KITCHEN AND BATHROOM DRAWINGS FOR ADDITIONAL INFORMATION ON LIGHTING.
10. SEE ELECTRICAL AND INTERIOR DESIGNER DRAWINGS FOR TYPES AND LOCATIONS OF ALL CEILING FIXTURES, TYPICAL.
11. TO AVOID ANY CONFLICT, COORDINATE THE LOCATION OF ALL CEILING MOUNTED SPRINKLER HEADS WITH RECESSED CEILING LIGHT FIXTURES AND JUNCTION BOXES.
    a. ALL ELECTRIC FIXTURE LOCATIONS TO HAVE PRIORITY OVER SPRINKLER LOCATIONS
    b. NOTIFY SPRINKLER ENGINEER OF ANY CONFLICTS BETWEEN SPRINKLER HEADS AND CONCRETE BEAMS OR OTHER OBSTRUCTIONS. PROVIDE WALL MOUNTED SPRINKLER HEADS AT THESE LOCATIONS WITH THE ENGINEER'S APPROVAL.
12. ALL DROPPED CEILINGS TO BE 5/8" THICK GYPSUM BOARD UNLESS OTHERWISE NOTED. SEE DRAWING A-605 FOR DETAILS.
13. ALL MECHANICAL, ELECTRIC, PLUMBING & SPRINKLER OFFSETS ARE TO BE ENCLOSED IN THE SPACE PROVIDED, MAINTAINING THE CEILING HEIGHTS INDICATED ON THE REFLECTED CEILING PLANS AND INTERIOR DESIGN DRAWINGS. COORDINATE ALL SLEEVES AND TUNNELS THROUGH CONCRETE BEAMS WITH FULL APPROVAL BY THE STRUCTURAL ENGINEER. CONTRACTOR TO NOTIFY ARCHITECT IF THESE HEIGHTS CANNOT BE ACHIEVED PRIOR TO THE INSTALLATION OF ANY MECHANICAL, ELECTRIC, PLUMBING OF SPRINKLERS.
14. CONTRACTOR TO PROVIDE A COMPOSITE REFLECTED CEILING DRAWING WITH ALL MECHANICAL, ELECTRICAL, PLUMBING, COMMUNICATIONS AND SPRINKLER ITEMS COORDINATED, FOR REVIEW AND APPROVAL BY THE ARCHITECT, INTERIOR DESIGNER, STRUCTURAL ENGINEER AND MECHANICAL ENGINEER.
15. ALL DOOR HEADS & TRIMMED OPENING TO BE 8'-0" A.F.F. U.O.N.
16. WHERE CONCRETE BEAMS ARE TO REMAIN EXPOSED, SAND TO A SMOOTH FINISH AND APPLY PAINTED KADEX. WHERE CONCRETE BEAMS ARE TO BE FURRED OUT, FOLLOW TYPICAL CONSTRUCTION PROCEDURE FOR HUNG CEILINGS, SEE DRAWING A-605.
17. SEE SPECIFICATIONS FOR FURTHER INFORMATION, TYPICAL.
18. ALL LIGHT FIXTURES IN PUBLIC CORRIDOR ABOVE APARTMENT ENTRY DOORS TO BE CENTERED ON DOORS, TYP.
19. ALL LIGHT FIXTURES TO BE CENTERED AND SPACED IN KITCHENS, BATHROOMS, POWDER ROOMS, CORRIDORS, FOYERS AND CLOSETS, U.O.N. EX.:CORRIDOR.

LIGHT

20. PROVIDE SLEEVES WHERE REQ'D SEE SP. DWGS. FOR LOCATIONS, TYP.
21. SEE F.P. DWGS. FOR SPRINKLER PIPING AND HEAD LOCATIONS. HEADS TO BE LOCATED/CENTERED AS INDICATED UNLESS OTHERWISE PERMITTED/LIMITED BY CODE.
22. LOCATE CLG. REGISTERS INSTEAD OF TOP REGISTERS WHERE DUCT ENTERS A KITCHEN OR BATHROOM FROM CLG. THAT IS HIGHER THAN THE KITCHEN OR BATHROOM CLG.
EX.: PLAN

9'-0" H. HUNG CLG. / 8'-0" H. HUNG CLG. / CORRIDOR / CR / KITCHEN / BATHROOM / MAINTAIN DUCT WITHIN

23. SMOKE / CARBON MONOXIDE DETECTORS CAN BE LOCATED ABOVE DOORS IN LIEU OF IN CEILINGS. THEY SHOULD BE CENTERED ON DOORS. SMOKE / CARBON MONOXIDE DETECTORS MUST BE LOCATED WITHIN 10'-0" OF ENTRIES TO ALL BEDROOMS, TYP.
24. HARDWIRED CARBON MONOXIDE DETECTORS SHALL COMPLY WITH RS 17-13 AND INSTALLED IN ACCORDANCE WITH RS 17-14. IT SHALL BE PROVIDED IN EVERY DWELLING UNIT WITHIN 15 FEET ON THE PRIMARY ENTRANCE OF EACH BEDROOM.
25. ALL EXIT SIGNS TO BE RECESSED CEILING MOUNTED, U.O.N.
26. PROVIDE 2 HR FIRE-RATED ENCLOSURE ON ALL RISERS AS PER ENGINEER'S DRAWINGS.

LIGHTING SCHEDULE

SEE ELECTRICAL DWGS FOR COMPLETE LIGHTING SCHEDULE

FIXT.	FIXT. LOCATION	DESCRIPTION
LA01	RESIDENTIAL CORRIDOR/ELEVATORS	RECESSED 2-CELL TRIMMED DOWNLIGHT WITH 2-1/4"x1-1/4" APERTURE AND BLACK TRIM.
LA02	RESIDENTIAL CORRIDOR	LINEAR LED STRIP IN EXTRUDED ALUMINUM CHANNEL WITH DIFFUSING LENS.
LA03	RESIDENTIAL UNIT	RECESSED FLUSH-MOUNT PINHOLE APERTURE DOWNLIGHT W/ FLUSH MOUNTED TRIM.
LA04	RESIDENTIAL UNIT	LINEAR LED STRIP IN EXTRUDED ALUMINUM CHANNEL WITH DIFFUSING LENS.
LA05	RESIDENTIAL UNIT	LINEAR LED STRIP IN EXTRUDED ALUMINUM CHANNEL WITH DIFFUSING LENS.
LA06	RESIDENTIAL UNIT	11" SURFACE MOUNT CLOSET FIXTURE.
LA07	RESIDENTIAL UNIT	WET RATED LINEAR LED STRIP IN EXTRUDED ALUMINUM CHANNEL WITH DIFFUSING LENS.
LA08	BATHROOMS THROUGHOUT	WET RATED LINEAR LED STRIP IN EXTRUDED ALUMINUM CHANNEL WITH DIFFUSING LENS.
LA09H	RESIDENTIAL UNIT, TYP. KITCHEN	TRACK MOUNTED SMALL PROFILE ADJUSTABLE LED ACCENT LIGHT.
LA09T	RESIDENTIAL UNIT, TYP. KITCHEN	SURFACE MOUNTED POWER DISTRIBUTION TRACK SYSTEM.
LA17	LOBBY CHANDELIER	LINEAR LINE VOLTAGE LED GRAZER WITH 40x40 OPTIC
LA18	THROUGHOUT	LINEAR LINE VOLTAGE LED GRAZER WITH 9X29 OPTIC.
LA19	THROUGHOUT	RECESSED 2-CELL TRIMMED DOWNLIGHT WITH 2-1/4"X1-1/4" APERTURE AND BLACK TRIM.
LA20	THROUGHOUT	RECESSED 2-CELL TRIMMED DOWNLIGHT WITH 2-1/4"x1-1/4" APERTURE AND BLACK TRIM.
LA21	THROUGHOUT	RECESSED 5-CELL TRIMMED WALL WASH DOWNLIGHT WITH 5-1/4"x1-1/4" APERTURE AND BLACK TRIM.
LA22	THROUGHOUT	RECESSED 5-CELL TRIMMED WALL WASH DOWNLIGHT WITH 5-1/4"x1-1/4" APERTURE AND BLACK TRIM.
LA23	THROUGHOUT	RECESSED 10-CELL TRIMMED DOWNLIGHT WITH 10-1/4"x1-1/4" APERTURE AND BLACK TRIM.
LA24A	LOBBY	RECESSED 10-CELL TRIMMED DOWNLIGHT WITH 10-1/4"x1-1/4" APERTURE AND BLACK TRIM.
LA24B	LOBBY	RECESSED 10-CELL TRIMMED DOWNLIGHT WITH 10-1/4"x1-1/4" APERTURE AND BLACK TRIM.
LA25	THROUGHOUT	WET RATED SEMI-RECESSED 2-CELL TRIMLESS DOWNLIGHT WITH GLASS LENS AND BLACK REFLECTOR.
LA26	THROUGHOUT	WET RATED SEMI-RECESSED 5-CELL TRIMLESS DOWNLIGHT WITH GLASS LENS AND BLACK REFLECTOR.
LA27	THROUGHOUT	LOW WATTAGE LINEAR LED STRIP IN EXTRUDED ALUMINUM CHANNEL WITH DIFFUSING LENS.
LA28	THROUGHOUT	MID WATTAGE LINEAR LED STRIP IN EXTRUDED ALUMINUM CHANNEL WITH DIFFUSING LENS.
LA29	THROUGHOUT	RECESSED 4" PERIMETER WALL GRAZER WITH 3" REGRESSED LENS.
LA30	KIDS ROOM	MODULAR LED PANEL SYSTEM FOR BACKLIT CEILING APPLICATIONS.
LA31	THROUGHOUT	LINEAR LINE VOLTAGE LED GRAZER WITH 15X23 OPTIC.
LA34A	YOGA	PENDANT MOUNTED LINEAR LED FIXTURE (UP AND DOWN).
LA34B	FITNESS	PENDANT MOUNTED LINEAR LED FIXTURE (DOWN).
LA34C	BASKETBALL COURT	PENDANT MOUNTED LINEAR LED FIXTURE (DOWN).
LA35	CHANGING ROOM	FLEXIBLE LINEAR LED NEON, WITH DIMMABLE TRANSFORMER EQUAL TO FLEX DC NEON MLV DRIVER.
LA36	POOL	MODIFIED STANDARD FOR 12V APPLICATION USED ADJACENT TO POOL, IP69 SUBMERSIBLE
LA37	POOL	SURFACE MOUNTED 6" DIAMETER LED DOWNLIGHT
LA39	BASKETBALL COURT	LINEAR LINE VOLTAGE LED STRIP WITH ASYMMETRIC THROW.
LA40	KIDS SPACE	RECESSED LED DOWNLIGHT WITH SMALL APERTURE.
LA43	CELLAR	CEILING MOUNTED LED FIXTURE.
LA44A	PET WASH	WALL MOUNTED DIRECT/INDIRECT LED FIXTURE - 6' LONG.
LA44B	PET WASH	WALL MOUNTED DIRECT/INDIRECT LED FIXTURE - 12' LONG.
LA45	SAUNA (DRY SAUNA)	RECESSED MOUNTED FIBER OPTIC END EMITTING PAVER EQUIPPED WITH LED ILLUMINATOR.
LA46	60TH FLOOR	SURFACE MOUNTED ADJUSTABLE INTEGRAL LED ACCENT LIGHT.
LA47	DOUBLE HEIGHT KITCHENS	HIGH OUTPUT LED TAPELIGHT IN RECESSED CHANNEL
LT-K1	KITCHENS AS NOTED	DECORATIVE PENDANT BY INTERIOR DESIGNER.
LX01.1	PLAZA CATENARY	SUSPENDED LED FLOODLIGHT CATENARY SYSTEM WITH FLOOD OPTIC.
LX01.2	PLAZA CATENARY	SUSPENDED LED FLOODLIGHT CATENARY SYSTEM WITH TYPE 2 STREET OPTIC.
LX03	PLAZA FACADE	SURFACE MOUNTED WALL WASHER.
LX04	PLAZA LANDSCAPE	STAKE MOUNTED LED ACCENT LIGHT WITH ADJUSTABLE BEAM ANGLE.
LX06	LOGGIA	SURFACE MOUNTED IN ARCHITECTURAL DETAIL. SIDE VIEW LINEAR LED LIGHT STRIP.
LX07	BULKHEAD	EXTERIOR RATED SURFACE MOUNTED 2700K LED SPOTLIGHT
LX08	FULTON ST. CANOPY	LINEAR LED RECESSED PERIMETER SLOT
LX10	60TH FLOOR COURTYARD	CUSTOM WALL MOUNT LED SCONCE
LX11	LOGGIA	SURFACE MOUNTED DECORATIVE LED SCONCE
LX12	4TH FL TERRACE	WET LOCATION LISTED SURFACE MOUNTED 2700K LED SPOTLIGHT
LX13	4TH FL TERRACE	WET LOCATION LISTED, STAKE/POWER PIPE MOUNTED SMALL PROFILE, LED ACCENT
LX14	4TH FL TERRACE	WET LOCATION LISTED LINEAR LINE VOLTAGE LED GRAZER WITH 9x29 OPTIC AND HEXCELL LOUVRE
LX15	4TH FL. TERRACE	WET LOCATION LISTED, EXTERIOR, SMALL PROFILE, LED STEP-LIGHT
LX16	2ND FLOOR TERRACE	LIGHT BUILDING ELEMENT WITH SINGLE-SIDED LIGHT OUTPUT

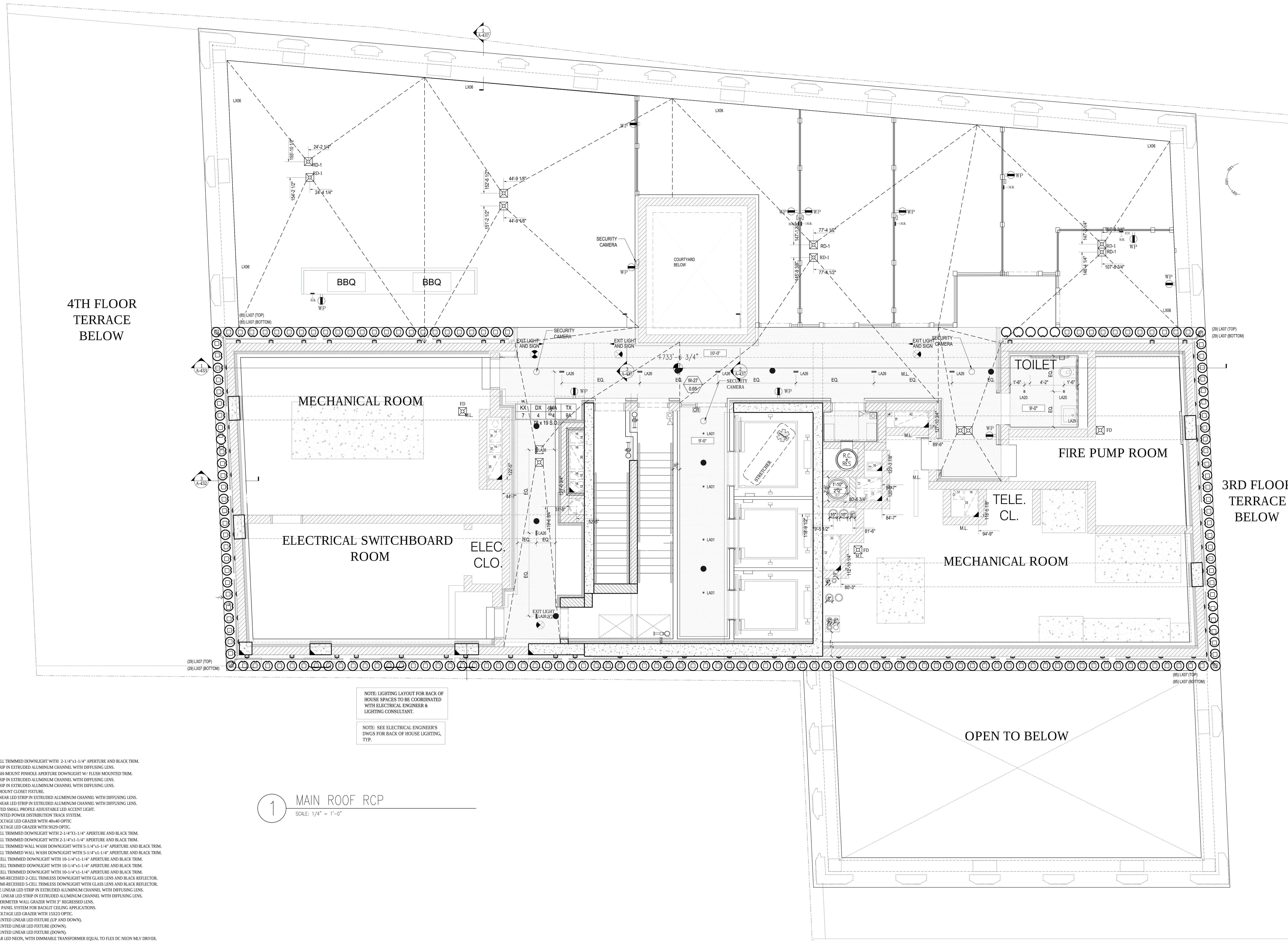

NOTE: LIGHTING LAYOUT FOR BACK OF HOUSE SPACES TO BE COORDINATED WITH ELECTRICAL ENGINEER & LIGHTING CONSULTANT.

NOTE: SEE ELECTRICAL ENGINEER'S DWGS FOR BACK OF HOUSE LIGHTING, TYP.

1 MAIN ROOF RCP

SCALE: 1/4" = 1'-0"

PLAZA BELOW

Number:	Date:	Revision:
9	10/30/2017	ISSUED TO DOB
8	06/14/2017	ISSUED FOR CONSTRUCTION
7	03/31/2017	95% CD SUBMISSION
6	01/20/2017	80% CD SUBMISSION
5	01/06/2017	DOB RE-SUBMISSION
4	11/11/2016	CORE & SHELL BUY SET
3	10/07/2016	CORE & SHELL BID SET
2	07/06/2016	ISSUED TO DOB
1	06/20/2016	100% DD SUBMISSION

Project:
130 WILLIAM STREET
130 WILLIAM STREET
NEW YORK, NY 10038

Client:
THE LIGHTSTONE GROUP
130 WILLIAM STREET PROPERTY OWNER LLC
460 PARK AVE, 13TH FLOOR
NEW YORK, NY 10022
(212) 616-9971

Architect:
HILL | WEST ARCHITECTS
11 BROADWAY
17TH FLOOR
NEW YORK, NY 10004
T. 212 213 8007

Creative Director
Adjaye Associates
415 Broadway, 3rd Fl.
New York, NY 10013
(212) 965-8477

Building Structures:
McNamara Salvia
62 West 45th Street, 11th Fl.
New York, NY 10036
(212) 246-9800

MEP Engineer:
Ventrop ECG, LLC
365 W 34th Street, 3rd Fl.
New York, NY 10001
(212) 244-5060

Exterior Facade Consultant:
Gilsanz Murray Steficek, LLP
129 West 27th Street, 5th Fl.
New York, NY 10001
(212) 254-0030

Landscape Architect:
Weintraub Diaz, LLC
19 New Street
Nyack, NY 10960
(845) 353-2500

Civil Engineer & Acoustic Consultant:
AKRF Engineering PC
440 Park Avenue South, 7th Fl.
New York, NY 10016
(646) 388-9829

IT & Security Consultant:
Anj Communications
133 Sunny Ridge Road
Harrison, New York 10528
(914) 967-1967

Pool Consultant:
Integrated Aquatics Engineering, Inc.
75 Shewell Ave
Doylestown, PA 18901
(215) 230-8623

Elevator Consultant:
Jenkins and Huntington
1251 Avenue of the Americas
New York, NY 10020
(212)-696-1818

DOB STAMPS & SIGNATURES:

Clara Gomez
APPROVED
Under Directive 2 of 1975
Date: 11/06/2017
NYC Development Hub

DWG TITLE:
61ST FLOOR (MAIN ROOF) RCP (CONSTRUCTION)
70TH FLOOR RCP (MARKETING)
NB#121192903

SEAL & SIGNATURE:
REGISTERED ARCHITECT DAVID CHARLES WEST No. 020801 STATE OF NEW YORK

DATE: 10/30/2017
PROJECT #: 14A26
SCALE: 1/4" = 1'-0"
A-261.00
DWG NO.

DEPT OF BLDGS 121192903 Job Number
ES028657897 Scan Code

DEPT OF BLDGS 121192903 Job Number   ES028915156 Scan Code

LEGEND

- TROWELLED FINISH @ UNDERSIDE OF SLAB.
- GWB. HUNG CEILING
- J-BOX — JUNCTION BOX
- S / CM — SMOKE/CARBON MONOXIDE DETECTOR
- EC — SPRINKLER
- SECURITY CAMERA
- LINEAR DIFFUSER
- T — TRANSFORMER

REFER TO INTERIOR DESIGN DRAWINGS AND LIGHTING SPECIFICATION FOR CEILING DETAILS AND FURTHER INFORMATION.

REFER TO ENGINEER'S DRAWING FOR BACK OF HOUSE LIGHTING AND FURTHER INFORMATION.

ALL CLG. HEIGHTS MEASURED FROM ABOVE FINISH FL., TYP.

NOTES:

1. HUNG CEILING HEIGHTS ARE THE MINIMUM ALLOWABLE. CONSULT WITH ARCHITECT PRIOR TO THE INSTALLATION OF ANY MECHANICAL, ELECTRIC, PLUMBING OR SPRINKLERS IF ANY CEILING IS TO BE LOWER THAN INDICATED.
2. PROVIDE CEILING ACCESS PANELS FOR HVAC AND PLUMBING AS REQUIRED.
3. FILL ALL SLAB OPENINGS AND SLEEVES THROUGH BEAMS AS APPROVED BY STRUCTURAL ENGINEER (TO BE COORDINATED WITH HVAC, ELECTRIC, PLUMBING AND SPRINKLER).
4. FILL ALL SLAB OPENINGS AND SLEEVES THROUGH BEAMS WITH THERMAFIBER FIRESTOPPING AS REQUIRED AFTER THE INSTALLATION OF ALL DUCTWORK AND PIPEWORK.
5. PROVIDE RAISED POCKETS ALONG LENGTH OF WINDOW WHERE DROPPED CEILING IS LOWER THAN WINDOW TRANSOM. POCKET SHOULD BE LARGE ENOUGH SO AS NOT TO IMPEDE THE FULL OPENING OF A CASEMENT WINDOW FOR CLEANING PURPOSES.
6. SEE DRAWING A-010 AND SPRINKLER DRAWINGS FOR SPRINKLER HEAD DETAILS AND FURTHER INFORMATION.
7. ALL TRIMMED OPENINGS TO BE CONSISTENT WITH THE TOP OF ADJACENT DOORS, TYPICAL.
8. SEE INTERIOR DRAWINGS FOR FURTHER REFLECTED CEILING INFORMATION AT THE PUBLIC AREAS.
9. SEE KITCHEN AND BATHROOM DRAWINGS FOR ADDITIONAL INFORMATION ON LIGHTING.
10. SEE ELECTRICAL AND INTERIOR DESIGNER DRAWINGS FOR TYPES AND LOCATIONS OF ALL CEILING FIXTURES, TYPICAL.
11. TO AVOID ANY CONFLICT, COORDINATE THE LOCATION OF ALL CEILING MOUNTED SPRINKLER HEADS WITH RECESSED CEILING LIGHT FIXTURES AND JUNCTION BOXES.
    a. ALL ELECTRIC FIXTURE LOCATIONS TO HAVE PRIORITY OVER SPRINKLER LOCATIONS
    b. NOTIFY SPRINKLER ENGINEER OF ANY CONFLICTS BETWEEN SPRINKLER HEADS AND CONCRETE BEAMS OR OTHER OBSTRUCTIONS. PROVIDE WALL MOUNTED SPRINKLER HEADS AT THESE LOCATIONS WITH THE ENGINEER'S APPROVAL.
12. ALL DROPPED CEILINGS TO BE 5/8" THICK GYPSUM BOARD UNLESS OTHERWISE NOTED. SEE DRAWING A-605 FOR DETAILS.
13. ALL MECHANICAL, ELECTRIC, PLUMBING & SPRINKLER OFFSETS ARE TO BE ENCLOSED IN THE SPACE PROVIDED, MAINTAINING THE CEILING HEIGHTS INDICATED ON THE REFLECTED CEILING PLANS AND INTERIOR DESIGN DRAWINGS. COORDINATE ALL SLEEVES AND TUNNELS THROUGH CONCRETE BEAMS WITH FULL APPROVAL BY THE STRUCTURAL ENGINEER. CONTRACTOR TO NOTIFY ARCHITECT IF THESE HEIGHTS CANNOT BE ACHIEVED PRIOR TO THE INSTALLATION OF ANY MECHANICAL, ELECTRIC, PLUMBING OF SPRINKLERS.
14. CONTRACTOR TO PROVIDE A COMPOSITE REFLECTED CEILING DRAWING WITH ALL MECHANICAL, ELECTRICAL, PLUMBING, COMMUNICATIONS AND SPRINKLER ITEMS COORDINATED, FOR REVIEW AND APPROVAL BY THE ARCHITECT, INTERIOR DESIGNER, STRUCTURAL ENGINEER AND MECHANICAL ENGINEER.
15. ALL DOOR HEADS & TRIMMED OPENING TO BE 8'-0" A.F.F. U.O.N.
16. WHERE CONCRETE BEAMS ARE TO REMAIN EXPOSED, SAND TO A SMOOTH FINISH AND APPLY PAINTED KADEX. WHERE CONCRETE BEAMS ARE TO BE FURRED OUT. FOLLOW TYPICAL CONSTRUCTION PROCEDURE FOR HUNG CEILINGS, SEE DRAWING A-605.
17. SEE SPECIFICATIONS FOR FURTHER INFORMATION, TYPICAL.
18. ALL LIGHT FIXTURES IN PUBLIC CORRIDOR ABOVE APARTMENT ENTRY DOORS TO BE CENTERED ON DOORS, TYP.
19. ALL LIGHT FIXTURES TO BE CENTERED AND SPACED IN KITCHENS, BATHROOMS, POWDER ROOMS, CORRIDORS, FOYERS AND CLOSETS, U.O.N. EX.:CORRIDOR.

LIGHT

20. PROVIDE SLEEVES WHERE REQ'D SEE SP. DWGS. FOR LOCATIONS, TYP.
21. SEE F.P. DWGS. FOR SPRINKLER PIPING AND HEAD LOCATIONS. HEADS TO BE LOCATED/CENTERED AS INDICATED UNLESS OTHERWISE PERMITTED/LIMITED BY CODE.
22. LOCATE CLG. REGISTERS INSTEAD OF TOP REGISTERS WHERE DUCT ENTERS A KITCHEN OR BATHROOM FROM CLG. THAT IS HIGHER THAN THE KITCHEN OR BATHROOM CLG.
EX.: PLAN

9'-0" H. HUNG CLG. · 8'-0" H. HUNG CLG. · CORRIDOR · CR · KITCHEN / BATHROOM · MAINTAIN DUCT WITHIN

23. SMOKE / CARBON MONOXIDE DETECTORS CAN BE LOCATED ABOVE DOORS IN LIEU OF IN CEILINGS. THEY SHOULD BE CENTERED ON DOORS. SMOKE / CARBON MONOXIDE DETECTORS MUST BE LOCATED WITHIN 10'-0" OF ENTRIES TO ALL BEDROOMS, TYP.
24. HARDWIRED CARBON MONOXIDE DETECTORS SHALL COMPLY WITH RS 17-13 AND INSTALLED IN ACCORDANCE WITH RS 17-14. IT SHALL BE PROVIDED IN EVERY DWELLING UNIT WITHIN 15 FEET ON THE PRIMARY ENTRANCE OF EACH BEDROOM.
25. ALL EXIT SIGNS TO BE RECESSED CEILING MOUNTED, U.O.N.
26. PROVIDE 2 HR FIRE-RATED ENCLOSURE ON ALL RISERS AS PER ENGINEER'S DRAWINGS.

LIGHTING SCHEDULE

SEE ELECTRICAL DWGS FOR COMPLETE LIGHTING SCHEDULE

FIXT.	FIXT. LOCATION	DESCRIPTION
LA01	RESIDENTIAL CORRIDOR/ELEVATORS	RECESSED 2-CELL TRIMMED DOWNLIGHT WITH 2-1/4"x1-1/4" APERTURE AND BLACK TRIM.
LA02	RESIDENTIAL CORRIDOR	LINEAR LED STRIP IN EXTRUDED ALUMINUM CHANNEL WITH DIFFUSING LENS.
LA03	RESIDENTIAL UNIT	RECESSED FLUSH-MOUNT PINHOLE APERTURE DOWNLIGHT W/ FLUSH MOUNTED TRIM.
LA04	RESIDENTIAL UNIT	LINEAR LED STRIP IN EXTRUDED ALUMINUM CHANNEL WITH DIFFUSING LENS.
LA05	RESIDENTIAL UNIT	LINEAR LED STRIP IN EXTRUDED ALUMINUM CHANNEL WITH DIFFUSING LENS.
LA06	RESIDENTIAL UNIT	11" SURFACE MOUNT CLOSET FIXTURE.
LA07	RESIDENTIAL UNIT	WET RATED LINEAR LED STRIP IN EXTRUDED ALUMINUM CHANNEL WITH DIFFUSING LENS.
LA08	BATHROOMS THROUGHOUT	WET RATED LINEAR LED STRIP IN EXTRUDED ALUMINUM CHANNEL WITH DIFFUSING LENS.
LA09H	RESIDENTIAL UNIT, TYP. KITCHEN	TRACK MOUNTED SMALL PROFILE ADJUSTABLE LED ACCENT LIGHT.
LA09T	RESIDENTIAL UNIT, TYP. KITCHEN	SURFACE MOUNTED POWER DISTRIBUTION TRACK SYSTEM.
LA17	LOBBY CHANDELIER	LINEAR LINE VOLTAGE LED GRAZER WITH 40x40 OPTIC
LA18	THROUGHOUT	LINEAR LINE VOLTAGE LED GRAZER WITH 9X29 OPTIC.
LA19	THROUGHOUT	RECESSED 2-CELL TRIMMED DOWNLIGHT WITH 2-1/4"X1-1/4" APERTURE AND BLACK TRIM.
LA20	THROUGHOUT	RECESSED 2-CELL TRIMMED DOWNLIGHT WITH 2-1/4"x1-1/4" APERTURE AND BLACK TRIM.
LA21	THROUGHOUT	RECESSED 5-CELL TRIMMED WALL WASH DOWNLIGHT WITH 5-1/4"x1-1/4" APERTURE AND BLACK TRIM.
LA22	THROUGHOUT	RECESSED 5-CELL TRIMMED WALL WASH DOWNLIGHT WITH 5-1/4"x1-1/4" APERTURE AND BLACK TRIM.
LA23	THROUGHOUT	RECESSED 10-CELL TRIMMED DOWNLIGHT WITH 10-1/4"x1-1/4" APERTURE AND BLACK TRIM.
LA24A	LOBBY	RECESSED 10-CELL TRIMMED DOWNLIGHT WITH 10-1/4"x1-1/4" APERTURE AND BLACK TRIM.
LA24B	LOBBY	RECESSED 10-CELL TRIMMED DOWNLIGHT WITH 10-1/4"x1-1/4" APERTURE AND BLACK TRIM.
LA25	THROUGHOUT	WET RATED SEMI-RECESSED 2-CELL TRIMLESS DOWNLIGHT WITH GLASS LENS AND BLACK REFLECTOR.
LA26	THROUGHOUT	WET RATED SEMI-RECESSED 5-CELL TRIMLESS DOWNLIGHT WITH GLASS LENS AND BLACK REFLECTOR.
LA27	THROUGHOUT	LOW WATTAGE LINEAR LED STRIP IN EXTRUDED ALUMINUM CHANNEL WITH DIFFUSING LENS.
LA28	THROUGHOUT	MID WATTAGE LINEAR LED STRIP IN EXTRUDED ALUMINUM CHANNEL WITH DIFFUSING LENS.
LA29	THROUGHOUT	RECESSED 4" PERIMETER WALL GRAZER WITH 3" REGRESSED LENS.
LA30	KIDS ROOM	MODULAR LED PANEL SYSTEM FOR BACKLIT CEILING APPLICATIONS.
LA31	THROUGHOUT	LINEAR LINE VOLTAGE LED GRAZER WITH 15X23 OPTIC.
LA34A	YOGA	PENDANT MOUNTED LINEAR LED FIXTURE (UP AND DOWN).
LA34B	FITNESS	PENDANT MOUNTED LINEAR LED FIXTURE (DOWN).
LA34C	BASKETBALL COURT	PENDANT MOUNTED LINEAR LED FIXTURE (DOWN).
LA35	CHANGING ROOM	FLEXIBLE LINEAR LED NEON, WITH DIMMABLE TRANSFORMER EQUAL TO FLEX DC NEON MLV DRIVER.
LA36	POOL	MODIFIED STANDARD FOR 12V APPLICATION USED ADJACENT TO POOL, IP69 SUBMERSIBLE
LA37	POOL	SURFACE MOUNTED 6" DIAMETER LED DOWNLIGHT
LA39	BASKETBALL COURT	LINEAR LINE VOLTAGE LED STRIP WITH ASYMMETRIC THROW.
LA40	KIDS SPACE	RECESSED LED DOWNLIGHT WITH SMALL APERTURE.
LA43	CELLAR	CEILING MOUNTED LED FIXTURE.
LA44A	PET WASH	WALL MOUNTED DIRECT/INDIRECT LED FIXTURE - 6' LONG.
LA44B	PET WASH	WALL MOUNTED DIRECT/INDIRECT LED FIXTURE - 12' LONG.
LA45	SAUNA (DRY SAUNA)	RECESSED MOUNTED FIBER OPTIC END EMITTING PAVER EQUIPPED WITH LED ILLUMINATOR.
LA46	60TH FLOOR	SURFACE MOUNTED ADJUSTABLE INTEGRAL LED ACCENT LIGHT.
LA47	DOUBLE HEIGHT KITCHENS	HIGH OUTPUT LED TAPELIGHT IN RECESSED CHANNEL
LT-K1	KITCHENS AS NOTED	DECORATIVE PENDANT BY INTERIOR DESIGNER.
LX01.1	PLAZA CATENARY	SUSPENDED LED FLOODLIGHT CATENARY SYSTEM WITH FLOOD OPTIC.
LX01.2	PLAZA CATENARY	SUSPENDED LED FLOODLIGHT CATENARY SYSTEM WITH TYPE 2 STREET OPTIC.
LX03	PLAZA FACADE	SURFACE MOUNTED WALL WASHER.
LX04	PLAZA LANDSCAPE	STAKE MOUNTED LED ACCENT LIGHT WITH ADJUSTABLE BEAM ANGLE.
LX06	LOGGIA	SURFACE MOUNTED IN ARCHITECTURAL DETAIL. SIDE VIEW LINEAR LED LIGHT STRIP.
LX07	BULKHEAD	EXTERIOR RATED SURFACE MOUNTED 2700K LED SPOTLIGHT
LX08	FULTON ST. CANOPY	LINEAR LED RECESSED PERIMETER SLOT
LX10	60TH FLOOR COURTYARD	CUSTOM WALL MOUNT LED SCONCE
LX11	LOGGIA	SURFACE MOUNTED DECORATIVE LED SCONCE
LX12	4TH FL TERRACE	WET LOCATION LISTED SURFACE MOUNTED 2700K LED SPOTLIGHT
LX13	4TH FL TERRACE	WET LOCATION LISTED, STAKE/POWER PIPE MOUNTED SMALL PROFILE, LED ACCENT
LX14	4TH FL TERRACE	WET LOCATION LISTED LINEAR LINE VOLTAGE LED GRAZER WITH 9x29 OPTIC AND HEXCELL LOUVRE
LX15	4TH FL. TERRACE	WET LOCATION LISTED, EXTERIOR, SMALL PROFILE, LED STEP-LIGHT
LX16	2ND FLOOR TERRACE	LIGHT BUILDING ELEMENT WITH SINGLE-SIDED LIGHT OUTPUT

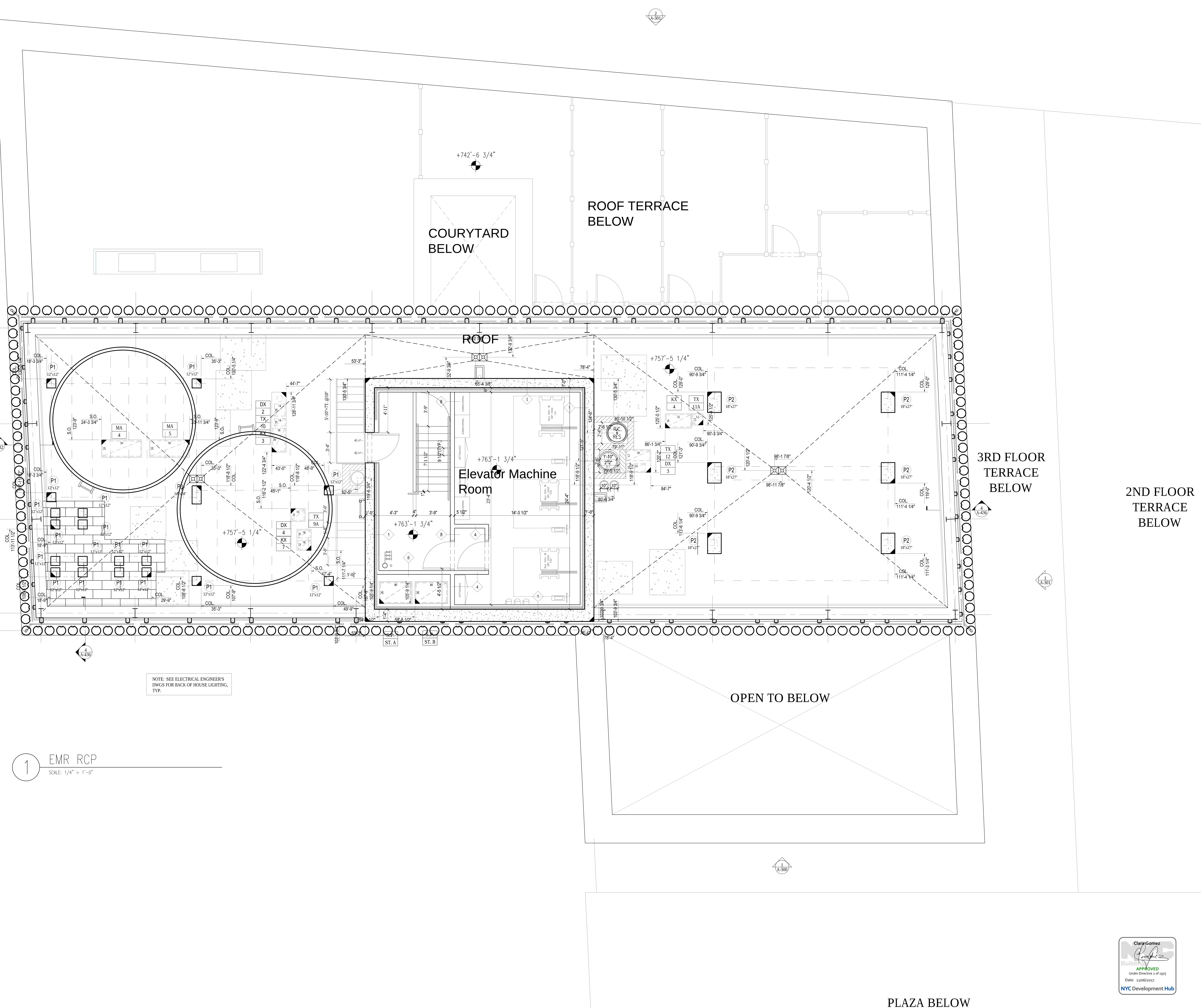

NOTES:

Number:	Date:	Revision:
9	10/30/2017	ISSUED TO DOB
8	06/14/2017	ISSUED FOR CONSTRUCTION
7	03/31/2017	95% CD SUBMISSION
6	01/20/2017	80% CD SUBMISSION
5	01/06/2017	DOB RE-SUBMISSION
4	11/11/2016	CORE & SHELL BUY SET
3	10/07/2016	CORE & SHELL BID SET
2	07/06/2016	ISSUED TO DOB
1	06/20/2016	100% DD SUBMISSION

Project:
130 WILLIAM STREET
130 WILLIAM STREET
NEW YORK, NY 10038

Client:
THE LIGHTSTONE GROUP
130 WILLIAM STREET PROPERTY OWNER LLC
460 PARK AVE, 13TH FLOOR
NEW YORK, NY 10022
(212) 616-9971

Architect:
HILL | WEST ARCHITECTS
11 BROADWAY
17TH FLOOR
NEW YORK, NY 10004
T. 212 213 8007

Creative Director
Adjaye Associates
415 Broadway, 3rd Fl.
New York, NY 10013
(212) 965-8477

Building Structures:
McNamara Salvia
62 West 45th Street, 11th Fl.
New York, NY 10036
(212) 246-9800

MEP Engineer:
Ventrop ECG, LLC
365 W 34th Street, 3rd Fl.
New York, NY 10001
(212) 244-5060

Exterior Facade Consultant:
Gilsanz Murray Steficek, LLP
129 West 27th Street, 5th Fl.
New York, NY 10001
(212) 254-0030

Landscape Architect:
Weintraub Diaz, LLC
19 New Street
Nyack, NY 10960
(845) 353-2500

Civil Engineer & Acoustic Consultant:
AKRF Engineering PC
440 Park Avenue South, 7th Fl.
New York, NY 10016
(646) 388-9829

IT & Security Consultant:
Anj Communications
133 Sunny Ridge Road
Harrison, New York 10528
(914) 967-1967

Pool Consultant:
Integrated Aquatics Engineering, Inc.
75 Shewell Ave
Doylestown, PA 18901
(215) 230-8623

Elevator Consultant:
Jenkins and Huntington
1251 Avenue of the Americas
New York, NY 10020
(212)-696-1818

DOB STAMPS & SIGNATURES:

Clara Gomez
NYC Buildings APPROVED
Under Directive 2 of 1975
Date: 11/06/2017:
NYC Development Hub

DWG TITLE:
EMR RCP

NB#121192903

SEAL & SIGNATURE:
REGISTERED ARCHITECT DAVID CHARLES WEST No. 020801 STATE OF NEW YORK

DATE: 10/30/2017
PROJECT #: 14A26
SCALE: 1/4" = 1'-0"
A-262.00
DWG NO.

FLOOR	WALL AREA	PROPOSED WINDOW OPENING AREA (S.F.)	%
60TH	944.8 SF	166.9 SF	17.66%
59TH	761.9 SF	166.9 SF	21.90%
58TH	761.9 SF	166.9 SF	21.90%
57TH	761.9 SF	166.9 SF	21.90%
56TH	761.9 SF	166.9 SF	21.90%
55TH	761.9 SF	166.9 SF	21.90%
54TH	761.9 SF	166.9 SF	21.90%
53RD	761.9 SF	166.9 SF	21.90%
52ND	761.9 SF	166.9 SF	21.90%
51ST	761.9 SF	166.9 SF	21.90%
50TH	761.9 SF	132.2 SF	17.4%
49TH	650.2 SF	113.7 SF	17.5%
48TH	650.2 SF	113.7 SF	17.5%
47TH	650.2 SF	113.7 SF	17.5%
46TH	650.2 SF	113.7 SF	17.5%
45TH	650.2 SF	113.7 SF	17.5%
44TH	650.2 SF	113.7 SF	17.5%
43RD	650.2 SF	113.7 SF	17.5%
42ND	650.2 SF	113.7 SF	17.5%
41ST	650.2 SF	113.7 SF	17.5%
40TH	650.2 SF	113.7 SF	17.5%
39TH	650.2 SF	113.7 SF	17.5%
38TH	650.2 SF	113.7 SF	17.5%
37TH	650.2 SF	113.7 SF	17.5%
36TH	650.2 SF	113.7 SF	17.5%
35TH	650.2 SF	113.7 SF	17.5%
34TH	650.2 SF	113.7 SF	17.5%
33RD	650.2 SF	113.7 SF	17.5%
32ND	650.2 SF	113.7 SF	17.5%
31ST	650.2 SF	113.7 SF	17.5%
30TH	650.2 SF	113.7 SF	17.5%
29TH	650.2 SF	113.7 SF	17.5%
28TH	650.2 SF	113.7 SF	17.5%
MECHANICAL FLOOR			
26TH	650.2 SF	24.3 SF	3.7%
25TH	650.2 SF	24.3 SF	3.7%
24TH	650.2 SF	24.3 SF	3.7%
23RD	650.2 SF	24.3 SF	3.7%
22ND	650.2 SF	24.3 SF	3.7%
21ST	650.2 SF	24.3 SF	3.7%
20TH	650.2 SF	24.3 SF	3.7%
19TH	650.2 SF	24.3 SF	3.7%
18TH	650.2 SF	24.3 SF	3.7%
17TH	650.2 SF	24.3 SF	3.7%
16TH	650.2 SF	24.3 SF	3.7%
15TH	650.2 SF	24.3 SF	3.7%
14TH	650.2 SF	24.3 SF	3.7%
13TH	650.2 SF	24.3 SF	3.7%
12TH	650.2 SF	24.3 SF	3.7%
11TH	650.2 SF	24.3 SF	3.7%
10TH	650.2 SF	24.3 SF	3.7%
9TH	618.5 SF	24.3 SF	3.9%
8TH	260.8 SF	24.3 SF	9.3%
7TH	260.8 SF	24.3 SF	9.3%
6TH	260.8 SF	24.3 SF	9.3%
5TH	260.8 SF	24.3 SF	9.3%

WINDOWS WITHIN 10% SPRINKLERED - NOT WITH RESTRICTIVE DECLARATION.

WINDOWS WITH RESTRICTIVE DECLARATION.
- ALL WINDOWS WITHIN 60 FEET FROM NEIGHBORING BUILDING, MEASURED IN ANY DIRECTION AND ANY ANGLE TO THE NEAREST PORTION OF SUCH NEIGHBORING BUILDING (INCLUDING ROOFTOP EQUIPMENT, BULKHEAD, ETC.) SHALL BE CLOSED WITH FIRE RESISTANCE RATING AS REQUIRED PER CODE.
- ALL WINDOWS WITHIN 10 FEET OF THE NEIGHBORING BUILDING CHIMNEY OUTLET SHALL BE CLOSED WITH FIRE RESISTANCE RATING AS REQUIRED PER CODE.



FLOOR	WALL AREA	PROPOSED WINDOW OPENING AREA (S.F.)	PERCENTAGE
59TH	286.8 SQ. FT.	84.6 SF	25.4%
58TH	286.8 SQ. FT.	84.6 SF	25.4%
57TH	286.8 SQ. FT.	84.6 SF	25.4%
56TH	286.8 SQ. FT.	84.6 SF	25.4%
55TH	286.8 SQ. FT.	84.6 SF	25.4%
54TH	286.8 SQ. FT.	84.6 SF	25.4%
53RD	286.8 SQ. FT.	84.6 SF	25.4%
52ND	286.8 SQ. FT.	84.6 SF	25.4%
51ST	286.8 SQ. FT.	84.6 SF	25.4%
50TH	286.8 SQ. FT.	84.6 SF	25.4%
49TH	244.7 SQ. FT.	72.8 SF	29.8%
48TH	244.7 SQ. FT.	72.8 SF	29.8%
47TH	244.7 SQ. FT.	72.8 SF	29.8%
46TH	244.7 SQ. FT.	72.8 SF	29.8%
45TH	244.7 SQ. FT.	72.8 SF	29.8%
44TH	244.7 SQ. FT.	72.8 SF	29.8%
43RD	244.7 SQ. FT.	72.8 SF	29.8%
42ND	244.7 SQ. FT.	48.6 SF	19.8%
41ST	244.7 SQ. FT.	48.6 SF	19.8%
40TH	244.7 SQ. FT.	48.6 SF	19.8%
39TH	244.7 SQ. FT.	48.6 SF	19.8%
38TH	244.7 SQ. FT.	48.6 SF	19.8%
37TH	244.7 SQ. FT.	48.6 SF	19.8%

WINDOWS WITHIN 10% SPRINKLERED - NOT WITH RESTRICTIVE DECLARATION.

WINDOWS WITH RESTRICTIVE DECLARATION.
- ALL WINDOWS WITHIN 60 FEET FROM NEIGHBORING BUILDING, MEASURED IN ANY DIRECTION AND ANY ANGLE TO THE NEAREST PORTION OF SUCH NEIGHBORING BUILDING (INCLUDING ROOFTOP EQUIPMENT, BULKHEAD, ETC.) SHALL BE CLOSED WITH FIRE RESISTANCE RATING AS REQUIRED PER CODE.
- ALL WINDOWS WITHIN 10 FEET OF THE NEIGHBORING BUILDING CHIMNEY OUTLET SHALL BE CLOSED WITH FIRE RESISTANCE RATING AS REQUIRED PER CODE.



Clara Gomez
NYC Buildings APPROVED Under Directive 2 of 1975
Date: 11/06/2017
NYC Development Hub

DEPT OF BLDGS 121192903 Job Number
ES439478680 Scan Code

NOTES:

Number:	Date:	Revision:
11	10/30/2017	ISSUED TO DOB
10	10/13/2017	ASI - 015 4TH FLOOR RE-DESIGN
9	08/29/2017	ASI-011 RESIDENTIAL FLOORS LIGHTING UPDATES
8	07/24/2017	ASI-001 REVISED PRECAST RADII
7	06/14/2017	ISSUED FOR CONSTRUCTION
6	03/31/2017	95% CD SUBMISSION
5	01/20/2017	80% CD SUBMISSION
4	01/06/2017	DOB RE-SUBMISSION
3	11/11/2016	CORE & SHELL BUY SET
2	07/06/2016	ISSUED TO DOB
1	06/20/2016	100% DD SUBMISSION

Project:
130 WILLIAM STREET
130 WILLIAM STREET
NEW YORK, NY 10038

Client:
THE LIGHTSTONE GROUP
130 WILLIAM STREET PROPERTY OWNER LLC
460 PARK AVE, 13TH FLOOR
NEW YORK, NY 10022
(212) 616-9971

Architect:
HILL | WEST ARCHITECTS
11 BROADWAY
17TH FLOOR
NEW YORK, NY 10004
T. 212 213 8007

Creative Director
Adjaye Associates
415 Broadway, 3rd Fl.
New York, NY 10013
(212) 965-8477

Building Structures:
McNamara Salvia
62 West 45th Street, 11th Fl.
New York, NY 10036
(212) 246-9800

MEP Engineer:
Ventrop ECG, LLC
365 W 34th Street, 3rd Fl.
New York, NY 10001
(212) 244-5060

Exterior Facade Consultant:
Gilsanz Murray Steficek, LLP
129 West 27th Street, 5th Fl.
New York, NY 10001
(212) 254-0030

Landscape Architect:
Weintraub Diaz, LLC
19 New Street
Nyack, NY 10960
(845) 353-2500

Civil Engineer & Acoustic Consultant:
AKRF Engineering PC
440 Park Avenue South, 7th Fl.
New York, NY 10016
(646) 388-9829

IT & Security Consultant:
Anj Communications
133 Sunny Ridge Road
Harrison, New York 10528
(914) 967-1967

Pool Consultant:
Integrated Aquatics Engineering, Inc.
75 Shewell Ave
Doylestown, PA 18901
(215) 230-8623

Elevator Consultant:
Jenkins and Huntington
1251 Avenue of the Americas
New York, NY 10020
(212)-696-1818

DOB STAMPS & SIGNATURES:

DWG TITLE:
BUILDING ELEVATION
NORTH AND WEST
NB#121192903

SEAL & SIGNATURE:
REGISTERED ARCHITECT DAVID CHARLES WEST No. 020801 STATE OF NEW YORK

DATE: 10/30/2017
PROJECT #: 14A26
SCALE: 3/64" = 1'-0"
A-300.00
DWG NO.

J:\14A25 130 Williams Street\1_Drawing Sets\110_Submissions

	WALL AREA	PROPOSED WINDOW OPENING		WITH SPRINKLER AND AUTOMATIC SELF-CLOSING MECHANISM
		AREA (S.F.)	PERCENTAGE	
E-vi	1810 SQ. FT.	381.7 SQ. FT.	24.92%	NO
E-v	1313 SQ. FT.	381.7 SQ. FT.	34.35%	NO
E-iv	1314 SQ. FT.	451.1 SQ. FT.	34.32%	NO
E-ii	1121 SQ. FT.	384.9 SQ. FT.	34.35%	NO
E-iii	1121 SQ. FT.	266.5 SQ. FT.	23.78%	NO
E-ii	1121 SQ. FT.	384.9 SQ. FT.	34.35%	NO
MECHANICAL FLOOR				
E-ii	1121 SQ. FT.	384.9 SQ. FT.	34.35%	NO
E-i	1121 SQ. FT.	296.1 SQ. FT.	26.42%	NO
215'-0" (60'-0" ABOVE EASEMENT)				
B	685 SQ. FT.	59.2 SQ. FT.	8.64%	SPRINKLER ONLY
B'	437 SQ. FT.	29.6 SQ. FT.	6.78%	YES
185'-0" (30'-0" ABOVE EASEMENT)				
A	685 SQ. FT.	59.2 SQ. FT.	8.64%	SPRINKLER ONLY
A'	437 SQ. FT.	29.6 SQ. FT.	6.78%	YES

FLOORS 1 TO 10, NO OPENINGS PROVIDED.

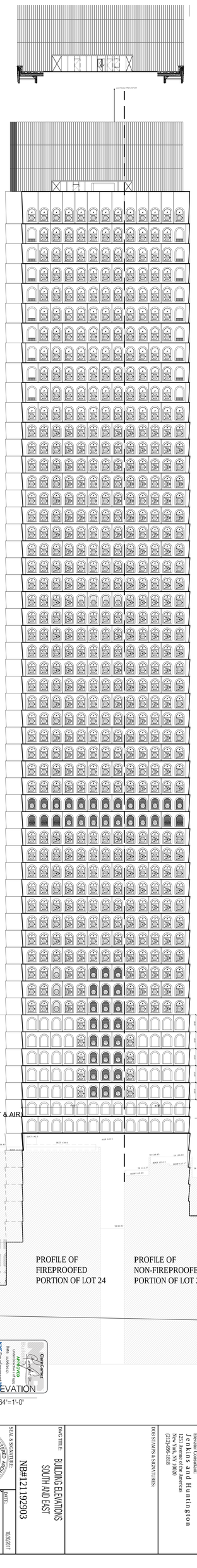

2 EAST ELEVATION
SCALE: 3/64"=1'-0"

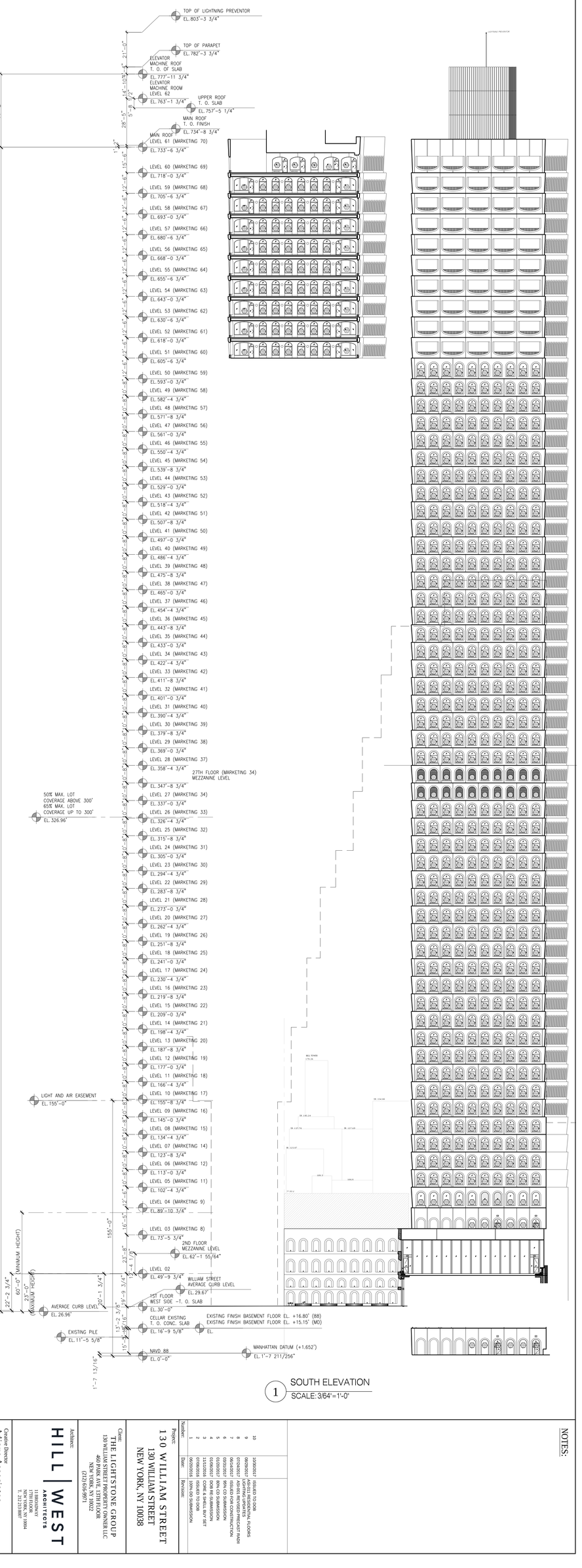

1 SOUTH ELEVATION
SCALE: 3/64"=1'-0"

NOTES:

Project:
130 WILLIAM STREET
130 WILLIAM STREET
NEW YORK, NY 10038

Number: Date: Revisions:

Number	Date	Revisions
10	12/20/2017	ISSUED TO DOB
9	08/29/2017	AS#151 RESIDENTIAL FLOORS
8	07/24/2017	AS#151 RESIDENTIAL FLOORS
7	06/14/2017	AS#1 REVISED PRECAST RAILI
6	05/12/2017	ISSUED FOR CONSTRUCTION
5	03/20/2017	80% CD SUBMISSION
4	01/06/2017	DOB RE-SUBMISSION
3	11/21/2016	CCHE & SHELL BOY SET
2	10/21/2016	100% DD SUBMISSION
1	06/20/2016	100% DD SUBMISSION

Client:
THE LIGHTSTONE GROUP
130 WILLIAM STREET OWNER LLC
450 PARK AVE 13TH FLOOR
NEW YORK, NY 10022
(212) 616-9971

Architect:
HILL | WEST ARCHITECTS
118 EAST 25TH STREET
NEW YORK, NY 10004
T. 212.213.1807

Construction Manager:
Adjaye Associates
415 Broadway, 3rd Fl.
New York, NY 10013
(212) 965-6477

Building Structures:
McNamara Salvia
62 West 45th Street, 11th Fl.
New York, NY 10036
(212) 246-9000

MEP Engineer:
Ventrop ECG, LLC
260 West 39th Street, 3rd Fl.
New York, NY 10001
(212) 244-5060

Exterior Facade Consultant:
Gilsanz Murray Steficek, LLP
129 West 27th Street, 11th Fl.
New York, NY 10001
(212) 254-0030

Landscape Architect:
Weintraub Diaz, LLC
19 New Street
Nyack, NY 10960
(845) 353-2500

Civil Engineer & Acoustic Consultant:
AKRF Engineering PC
440 Park Avenue South, 7th Fl.
New York, NY 10016
(646) 388-9023

IT & Security Consultant:
Anj Communications
115 Storm Ridge Road
Hillsborough, NJ 10528
(914) 967-1967

Pool Consultant:
Integrated Aquatics Engineering, Inc.
75 Secor Lane
Doylestown, PA 18901
(215) 230-8823

Elevator Consultant:
Jenkins and Huntington
1251 Avenue of the Americas
New York, NY 10020
(212) 656-1010

DOB STAMPS & SIGNATURES:

SEAL & SIGNATURE:

DWG TITLE:
BUILDING ELEVATIONS
SOUTH AND EAST

NB#121192903

DATE: 10/3/2017
PROJECT #: 1405
SCALE: 3/64" = 1'-0"
DWG NO: A-301.00

DEPT OF BLDGS 421300925 Job Number
E360505973SI Scan Code

PERFORMANCE CRITERIA:

1. AIR LEAKAGE FOR FENESTRATION AND DOORS SHALL BE DETERMINED IN ACCORDANCE WITH AAMA/WDMA/CSA 101/I.S.2/A440,NFRC 400, OR ASTM E283 AND SHALL NOT EXCEED:

A) 1.0 CFM/FT2 FOR GLAZED SWINGING ENTRANCE DOORS, TESTED AT A PRESSURE OF AT LEAST 1.57 POUNDS PER SQUARE FOOD (PSF) IN ACCORDANCE WITH AAMA/WDMA/CSA 101/I.S.2/A440,NFRC 400, ASTM E283.

B) 0.06 CFM/FT2 FOR CURTAIN WALL AND STOREFRONT GLAZING, TESTED AT A PRESSURE OF AT LEAST 1.57 POUNDS PER SQUARE FOOT (PSF) OR HIGHER IN ACCORDANCE WITH NFRC 400 OR ASTM E283.

C) 0.4 CFM/FT2 FOR NON SWINGING OPAQUE DOORS, TESTED AT A PRESSURE OF AT LEAST 1.57 POUNDS PER SQUARE FOOT (PDF) OR HIGHER IN ACCORDANCE WITH NSI/DASMA 105, NFRC400, OR ASTM E283.

D) 0.2 CFM/FT2 FOR ALL OTHER PRODUCTS WHEN TESTED AT A PRESSURE OF AT LEAST 1.57 POUNDS PER SQUARE FOOT (PDF) IN ACCORDANCE WITH AAMA/WDMA/CSA 101/I.S.2/A440 OR NFRC 400, OR 0.3 CFM/FT2 WHEN TESTED AT A PRESSURE OF AT LEAST 6.24 POUNDS PER SQUARE FOOT (PDF) IN ACCORDANCE WITH AAMA/WDMAICSA 101/I.S/A440.

2. SEE TABLE "FENESTRATION TYPES & PROJECTION FACTOR" FOR ALL FENESTRATIONS AND DOORS AVERAGE WEIGHTED U-VALUE & SHGC AS PER NFRC 100.

3. PROJECTION FACTOR FOR RECESSED FENESTRATION HAS BEEN BROKEN DOWN FOR EACH CONDITION. SEE TABLE BELOW.

KEY LEGEND:

W#
0.37

WINDOW TAG

SHGC VALUE

LIGHT CALCULATION AREA

AIR CALCULATION AREA

FENESTRATION TYPES & PROJECTION FACTOR

VISION TYPE	GLAZING REFERENCE	LOCATION	U-VALUE	SHGC	PF	VISION ASSEMBLIES
V.01a	W-01, W-03, W-04, W-13, W-15	NORTH, SOUTH, EAST, WEST FACADES	0.360	0.370		THERMALLY BROKEN FRAME WITH 1-1/8" LOW-IRON IGU WITH LOW-E COATING ON #2 SURFACE (GUARDIAN SN68) ARGON FILLED
V.01b	W-09, W-10, W-11, W-12, W-18, W-19, W-20, W-21, W-22	NORTH, SOUTH FACADES	0.360	0.370	1.00	THERMALLY BROKEN FRAME WITH 1-1/8" LOW-IRON IGU WITH LOW-E COATING ON #2 SURFACE (GUARDIAN SN68) ARGON FILLED
V.01c	W-07, W-24, W-24, W-26	NORTH, SOUTH, WEST FACADES	0.360	0.370		THERMALLY BROKEN FRAME WITH 1-1/8" LOW-IRON IGU WITH LOW-E COATING ON #2 SURFACE (GUARDIAN SN68) ARGON FILLED
V.01d	W-01, W-03, W-04, W-05, W-13, W-13A, W-15	NORTH, EAST, SOUTH, WEST FACADES	0.360	0.370		THERMALLY BROKEN FRAME WITH 1-1/8" LOW-IRON IGU WITH LOW-E COATING ON #2 SURFACE (GUARDIAN SN68) ARGON FILLED
V.01e	W-20, W-22	NORTH, SOUTH FACADES	0.360	0.370	1.00	THERMALLY BROKEN FRAME WITH 1-1/8" LOW-IRON IGU WITH LOW-E COATING ON #2 SURFACE (GUARDIAN SN68) ARGON FILLED
V.02a	W-27	EAST, WEST FACADES	0.650	0.370		THERMALLY BROKEN FRAME WITH 1-1/8" LOW-IRON IGU WITH LOW-E COATING ON #2 SURFACE (GUARDIAN SN68) ARGON FILLED
V.02b	W-09, W-10, W-11, W-12, W-18, W-19, W-20, W-21, W-22	NORTH, SOUTH FACADES	0.650	0.370	1.00	THERMALLY BROKEN FRAME WITH 1-1/8" LOW-IRON IGU WITH LOW-E COATING ON #2 SURFACE (GUARDIAN SN68) ARGON FILLED
V.02c	W-26	SOUTH FACADE	0.650	0.370		THERMALLY BROKEN FRAME WITH 1-1/8" LOW-IRON IGU WITH LOW-E COATING ON #2 SURFACE (GUARDIAN SN68) ARGON FILLED
V.03a	ST1	NORTH FACADE	1.000	0.820	0.28	3/4" MONOLITHIC UNCOATED CLEAR GLASS
V.03b	ST3	WEST FACADE	1.000	0.820	0.30	3/4" MONOLITHIC UNCOATED CLEAR GLASS
V.03c	ST2	WEST FACADE	1.000	0.820	0.80	3/4" MONOLITHIC UNCOATED CLEAR GLASS
V.03d	ST4	SOUTH FACADE	1.000	0.820		3/4" MONOLITHIC UNCOATED CLEAR GLASS
V.03e	ST5	NORTH FACADE	0.360	0.370	0.21	CURTAIN WALL WITH 1-1/8" LOW-IRON IGU WITH LOW-E COATING ON #2 SURFACE (GUARDIAN SN68) ARGON FILLED
V.04a	ST1	NORTH FACADE	1.000	0.820	0.28	1/2" MONOLITHIC FULLY TEMPERED CLEAR GLASS
V.04b	ST3	WEST FACADE	1.000	0.820	0.30	1/2" MONOLITHIC FULLY TEMPERED CLEAR GLASS
V.04c	ST2	WEST FACADE	1.000	0.820	0.80	1/2" MONOLITHIC FULLY TEMPERED CLEAR GLASS
V.04d	ST4	SOUTH FACADE	1.000	0.820		1/2" MONOLITHIC FULLY TEMPERED CLEAR GLASS
V.04e	ST5	NORTH FACADE	1.000	0.820	0.21	1/2" MONOLITHIC FULLY TEMPERED CLEAR GLASS

LIGHT: 44.81 SQ. FT. AIR: 10.21 SQ. FT.

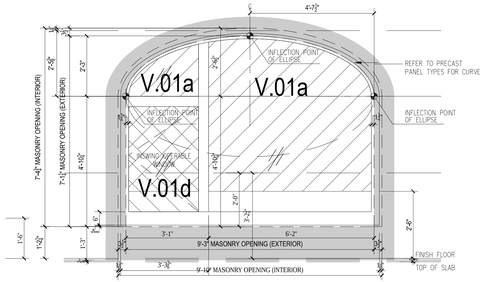

W01 0.37 10'-8" TYPICAL NORTH WIDE
SCALE: 1/2" = 1'-0"

LIGHT: 53.76 SQ. FT. AIR: 10.39 SQ. FT.

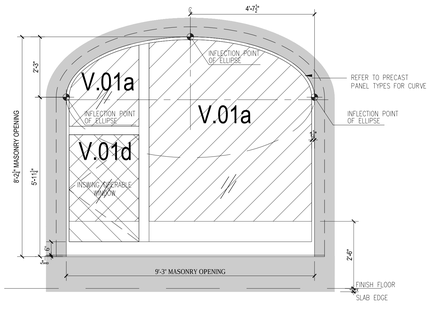

W03 0.37 12'-6" NORTH FLR 50
SCALE: 1/2" = 1'-0"

LIGHT: 16.83 SQ. FT. AIR: 13.36 SQ. FT.

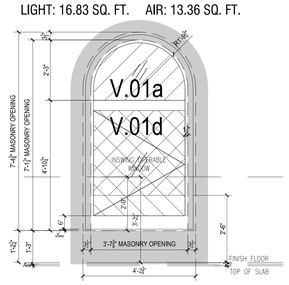

W04 0.37 10'-8" NORTH ARMPIT WINDOW TYPICAL
SCALE: 1/2" = 1'-0"

LIGHT: 53.76 SQ. FT. AIR: 10.39 SQ. FT.

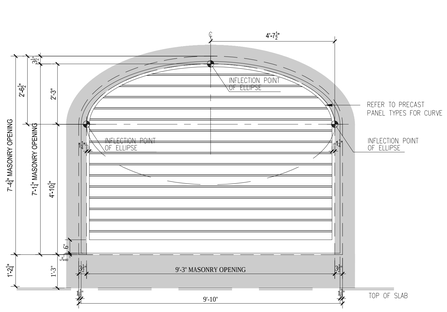

W02 0.37 10'-8" TYPICAL NORTH WIDE LOUVER
SCALE: 1/2" = 1'-0"

LIGHT: 20.68 SQ. FT. AIR: 13.46 SQ. FT.

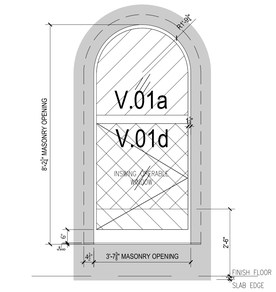

W05 0.37 12'-6" NORTH ARMPIT PH OPERABLE WINDOW TYP
SCALE: 1/2" = 1'-0"

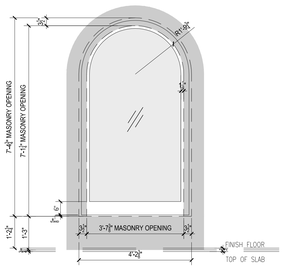

W06 0.37 10'-8" NORTH ARMPIT SPANDREL
SCALE: 1/2" = 1'-0"

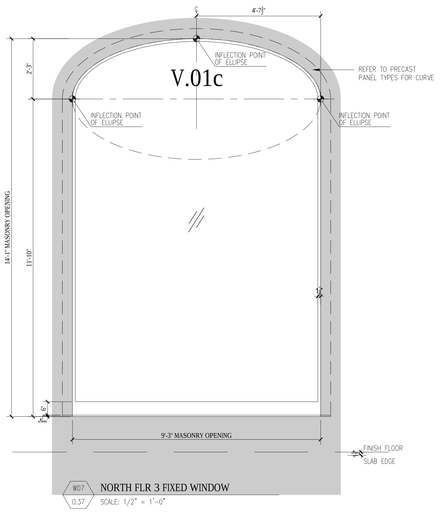

W07 0.37 NORTH FLR 3 FIXED WINDOW
SCALE: 1/2" = 1'-0"

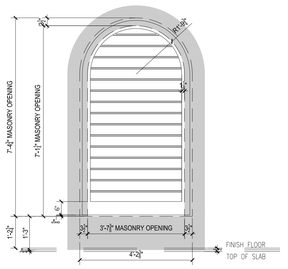

W08 0.37 10'-8" NORTH ARMPIT LOUVER
SCALE: 1/2" = 1'-0"

LIGHT: 48.90 SQ. FT. AIR: N/A

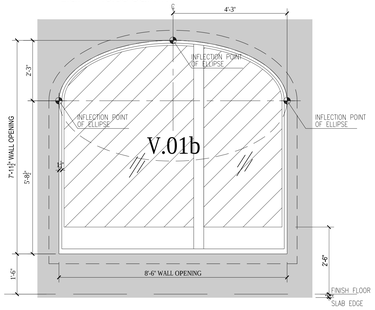

W09 0.37 12'-6" NORTH LOGGIA WINDOW FIXED - SMALL - LOGGIA - RECESSED 10'
SCALE: 1/2" = 1'-0"

Clara Gomez
Buildings
APPROVED
Under Directive 7 of 1975
Date: 11/06/2017
NYC Development Hub

NOTES:

Number:	Date:	Revision:
8	10/30/2017	ISSUED TO DOB
7	07/24/2017	ASI-001 REVISED PRECAST RADII
6	06/14/2017	ISSUED FOR CONSTRUCTION
5	03/31/2017	95% CD SUBMISSION
4	01/20/2017	80% CD SUBMISSION
3	01/06/2017	DOB RE-SUBMISSION
2	11/11/2016	CORE & SHELL BUY SET
1	07/06/2016	ISSUED TO DOB

Project:
130 WILLIAM STREET
130 WILLIAM STREET
NEW YORK, NY 10038

Client:
THE LIGHTSTONE GROUP
130 WILLIAM STREET PROPERTY OWNER LLC
460 PARK AVE, 13TH FLOOR
NEW YORK, NY 10022
(212) 616-9971

Architect:
HILL | WEST ARCHITECTS
11 BROADWAY
17TH FLOOR
NEW YORK, NY 10004
T. 212 213 8007

Creative Director
Adjaye Associates
415 Broadway, 3rd Fl.
New York, NY 10013
(212) 965-8477

Building Structures:
McNamara Salvia
62 West 45th Street, 11th Fl.
New York, NY 10036
(212) 246-9800

MEP Engineer:
Ventrop ECG, LLC
365 W 34th Street, 3rd Fl.
New York, NY 10001
(212) 244-5060

Exterior Facade Consultant:
Gilsanz Murray Steficek, LLP
129 West 27th Street, 5th Fl.
New York, NY 10001
(212) 254-0030

Landscape Architect:
Weintraub Diaz, LLC
19 New Street
Nyack, NY 10960
(845) 353-2500

Civil Engineer & Acoustic Consultant:
AKRF Engineering PC
440 Park Avenue South, 7th Fl.
New York, NY 10016
(646) 388-9829

IT & Security Consultant:
Anj Communications
133 Sunny Ridge Road
Harrison, New York 10528
(914) 967-1967

Pool Consultant:
Integrated Aquatics Engineering, Inc.
75 Shewell Ave
Doylestown, PA 18901
(215) 230-8623

Elevator Consultant:
Jenkins and Huntington
1251 Avenue of the Americas
New York, NY 10020
(212)-696-1818

DOB STAMPS & SIGNATURES:

DWG TITLE:
WINDOW TYPES

NB#121192903

SEAL & SIGNATURE:
REGISTERED ARCHITECT CHARLES WEST 026851 STATE OF NEW YORK

DATE: 10/30/2017
PROJECT #: 1402
SCALE: 1/4" = 1'-0"
A-330.00
DWG NO.

J:\1402 130 William Street\A\01_Drawing Sets\10_Submissions

DEPT OF BLDGS 121192903 Job Number
B1805023/06/05 Scan Code

LIGHT: 52.82 SQ. FT. AIR: N/A

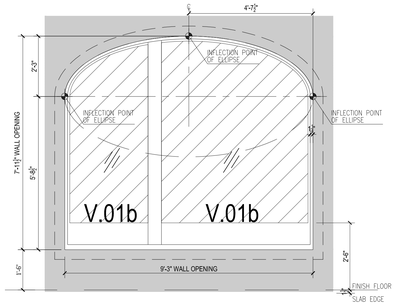

W10 / 0.37 12'-6" NORTH PH WINDOW FIXED LOGGIA - RECESSED 10'
SCALE: 1/2" = 1'-0"

LIGHT: 49.48 SQ. FT. AIR: 20.41 SQ. FT.

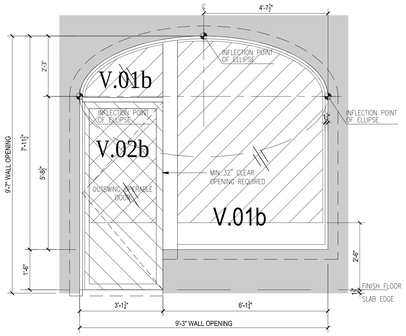

W11 / 0.37 12'-6" NORTH PH OPERABLE - LOGGIA RECESSED 10'
SCALE: 1/2" = 1'-0"

NOTE: PROVIDE KEYED LOCK AT 60TH FLOOR SECONDARY BEDROOMS

LIGHT: 49.48 SQ. FT. AIR: 20.41 SQ. FT.

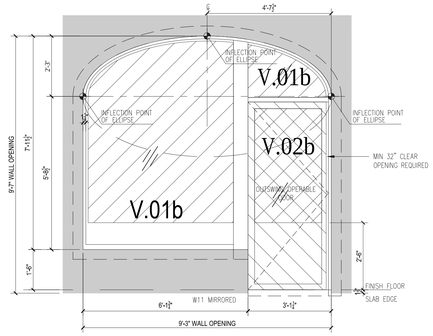

W11 / 0.37 12'-6" NORTH PH OPERABLE (MIRRORED) - LOGGIA RECESSED 10'
SCALE: 1/2" = 1'-0"

LIGHT: 44.80 SQ. FT. AIR: 20.41 SQ. FT.

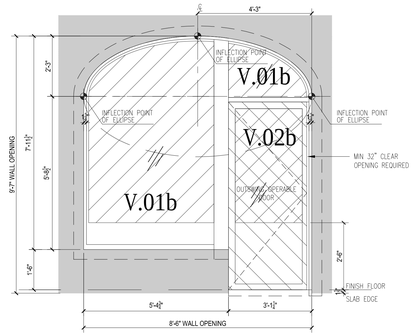

W12 / 0.37 12'-6" NORTH LOGGIA WINDOW FIXED - SMALL - LOGGIA RECESSED 10'
SCALE: 1/2" = 1'-0"

LIGHT: 21.09 SQ. FT. AIR: 17.44 SQ. FT.

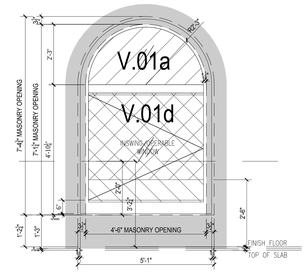

W13 / 0.37 W1310'-8" TYPICAL WINDOW OPERABLE
SCALE: 1/2" = 1'-0"

W13A / 0.37 10'-8" TYPICAL WINDOW OPERABLE WITH AUTOMATIC SELF CLOSING MECHANIS
SCALE: 1/2" = 1'-0" *CONNECTED TO BUILDING'S FIRE ALARM SYSTEM

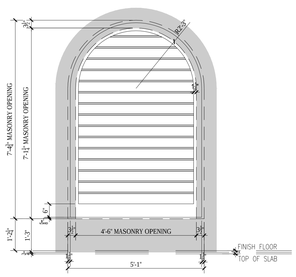

W14 / 0.37 10'-8" TYPICAL LOUVER
SCALE: 1/2" = 1'-0"

LIGHT: 25.72 SQ. FT. AIR: 17.26 SQ. FT.

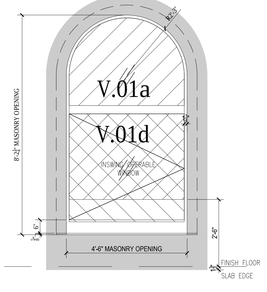

W15 / 0.37 12'-6" TYPICAL PH & 4TH FLOOR AMENITY SPACE WINDOW OPERABLE
SCALE: 1/2" = 1'-0"

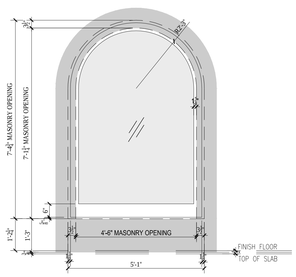

W16 / 0.37 10'-8" TYPICAL SPANDREL
SCALE: 1/2" = 1'-0"

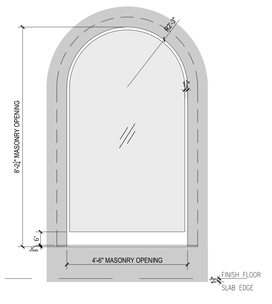

W17 / 0.37 12'-6" TYPICAL SPANDREL
SCALE: 1/2" = 1'-0"

LIGHT: 49.56 SQ. FT. AIR: 15.49 SQ. FT.

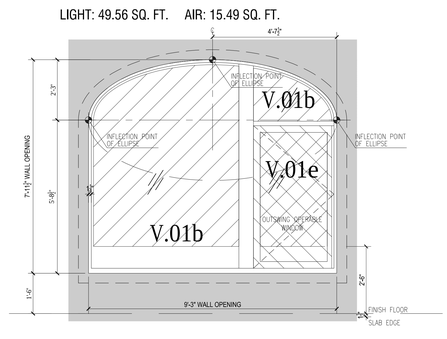

W18 / 0.37 12'-6" S PH LARGE WINDOW FIXED - LOGGIA RECESSED 10'
SCALE: 1/2" = 1'-0"

LIGHT: 22.16 SQ. FT. AIR: 22.77 SQ. FT.

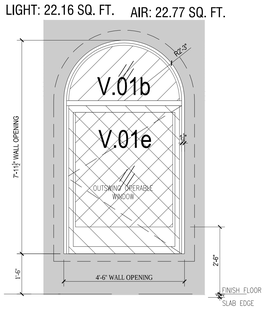

W20 / 0.37 12'-6" S PH WINDOW TYP OUTSWING OPERABLE - LOGGIA RECESSED 10'
SCALE: 1/2" = 1'-0"

LIGHT: 62.07 SQ. FT. AIR: 20.41 SQ. FT.

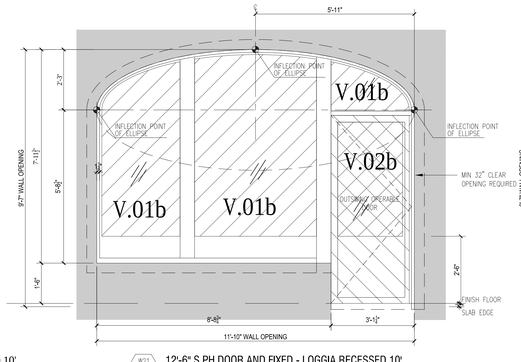

W21 / 0.37 12'-6" S PH DOOR AND FIXED - LOGGIA RECESSED 10'
SCALE: 1/2" = 1'-0"

LIGHT: 64.56 SQ. FT. AIR: 20.41 SQ. FT.

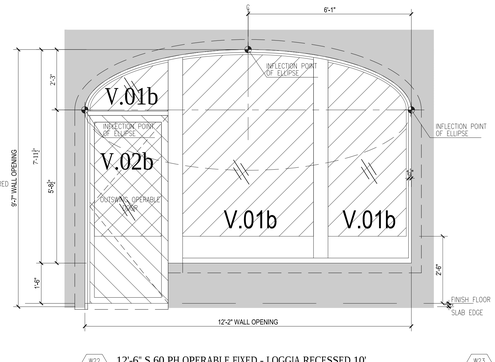

W22 / 0.37 12'-6" S 60 PH OPERABLE FIXED - LOGGIA RECESSED 10'
SCALE: 1/2" = 1'-0"

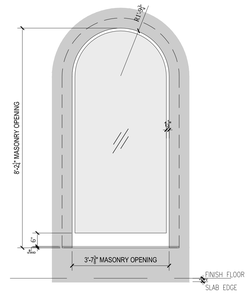

W23 / 0.37 12'-6" TYPICAL PH ARMPIT SPANDREL
SCALE: 1/2" = 1'-0"

NOT USED

W19 / 0.37 NOT USED
SCALE: 1/2" = 1'-0"

REFER TO TABLE "FENESTRATION TYPES AND PROJECTION FACTOR" IN A-330.00 FOR THERMAL PERFORMANCE DATA.

LIGHT: 27.45 SQ. FT. AIR: N/A

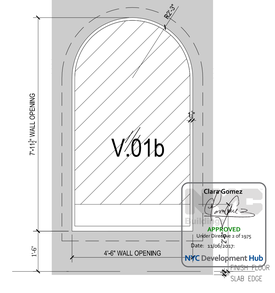

W30 / 0.37 12'-6" S PH WINDOW TYP FIXED - LOGGIA RECESSED
SCALE: 1/2" = 1'-0"

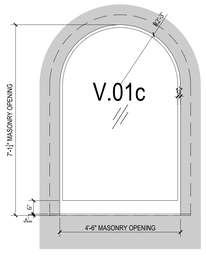

W24 / 0.37 2ND FLOOR PLAZA
SCALE: 1/2" = 1'-0"

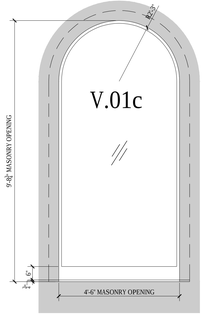

W25 / 0.37 FLR 3 FULL HEIGHT FIXED WINDOW
SCALE: 1/2" = 1'-0"

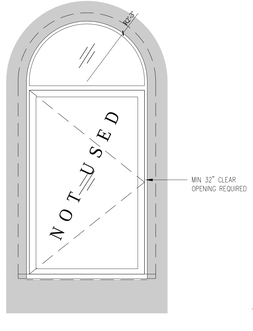

W26 / 0.37 NOT USED
SCALE: 1/2" = 1'-0"

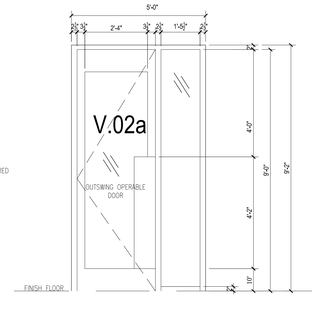

W27 / 0.37 FLR 61 FULL OPERABLE OUTSWING DOOR
SCALE: 1/2" = 1'-0"

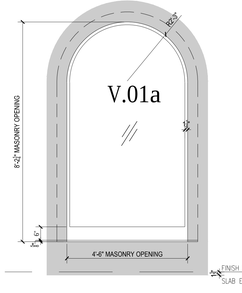

W28 / 0.37 12'-6" 4TH FLOOR AMENITY SPACE FIXED WINDOW
SCALE: 1/2" = 1'-0"

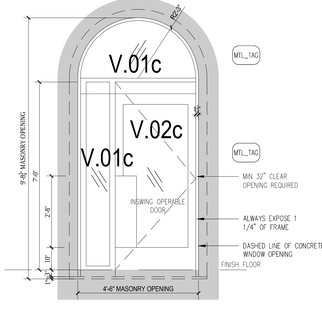

W29 / 0.37 FLR 3 FULL OPERABLE INSWING DOOR
SCALE: 1/2" = 1'-0"

NOTES:

Number:	Date:	Revision:
6	10/30/2017	ISSUED TO DOB
5	07/24/2017	ASI-001 REVISED PRECAST RADII
4	06/14/2017	ISSUED FOR CONSTRUCTION
3	03/31/2017	95% CD SUBMISSION
2	01/20/2017	80% CD SUBMISSION
1	01/06/2017	DOB RE-SUBMISSION

Project:
130 WILLIAM STREET
130 WILLIAM STREET
NEW YORK, NY 10038

Client:
THE LIGHTSTONE GROUP
130 WILLIAM STREET PROPERTY OWNER LLC
460 PARK AVE, 13TH FLOOR
NEW YORK, NY 10022
(212) 616-9971

Architect:
HILL | WEST ARCHITECTS
11 BROADWAY
17TH FLOOR
NEW YORK, NY 10004
T. 212 213 8007

Creative Director
Adjaye Associates
415 Broadway, 3rd Fl.
New York, NY 10013
(212) 965-8477

Building Structures:
McNamara Salvia
62 West 45th Street, 11th Fl.
New York, NY 10036
(212) 246-9800

MEP Engineer:
Ventrop ECG, LLC
365 W 34th Street, 3rd Fl.
New York, NY 10001
(212) 244-5060

Exterior Facade Consultant:
Gilsanz Murray Steficek, LLP
129 West 27th Street, 5th Fl.
New York, NY 10001
(212) 254-0030

Landscape Architect:
Weintraub Diaz, LLC
19 New Street
Nyack, NY 10960
(845) 353-2500

Civil Engineer & Acoustic Consultant:
AKRF Engineering PC
440 Park Avenue South, 7th Fl.
New York, NY 10016
(646) 388-9829

IT & Security Consultant:
Anj Communications
133 Sunny Ridge Road
Harrison, New York 10528
(914) 967-1967

Pool Consultant:
Integrated Aquatics Engineering, Inc.
75 Shewell Ave
Doylestown, PA 18901
(215) 230-8623

Elevator Consultant:
Jenkins and Huntington
1251 Avenue of the Americas
New York, NY 10020
(212)-696-1818

DOB STAMPS & SIGNATURES:

DWG TITLE:
WINDOW TYPES

NB#121192903

SEAL & SIGNATURE:
REGISTERED ARCHITECT GLEN CHARLES ROSEN 026955 STATE OF NEW YORK

DATE: 10/30/2017
PROJECT #: 14426
SCALE: 1/4" = 1'-0"
A-331.00
DWG NO.

DEPT OF BLDGS 121192903 Job Number
ES8906631TN Scan Code

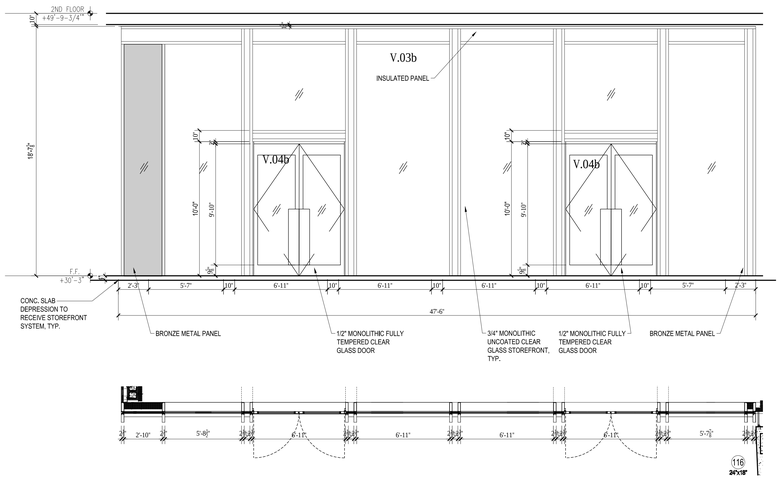

ST-3 ALUMINUM AND GLASS STROREFRONT SYSTEM AT WEST FACADE
RETAIL ENTRY (WILLIAM STREET)-RECESSED 3'
SCALE: 1/4"=1'-0"

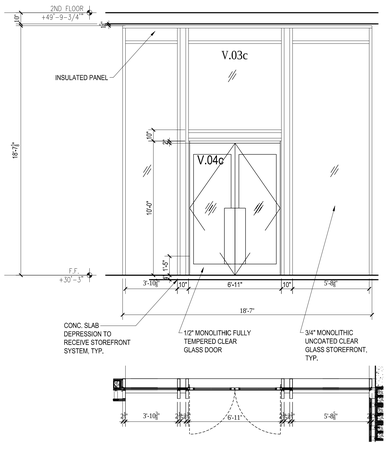

ST-2 ALUMINUM AND GLASS STROREFRONT SYSTEM AT WEST FACADE
RESIDENTIAL ENTRY (WILLIAM STREET)-RECESSED 8'
SCALE: 1/4"=1'-0"

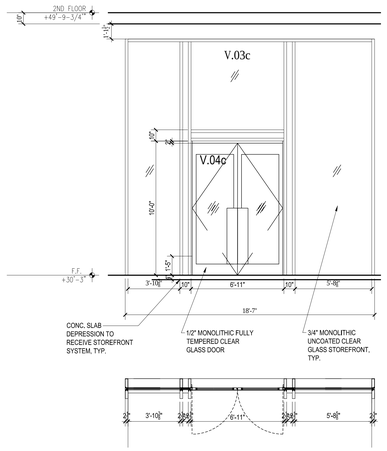

ST-2A ALUMINUM AND GLASS STROREFRONT SYSTEM AT WEST FACADE
RESIDENTIAL ENTRY (VESTIBULE)
SCALE: 1/4"=1'-0"

REFER TO TABLE "FENESTRATION TYPES AND PROJECTION FACTOR" IN A-330.00 FOR THERMAL PERFORMANCE DATA.

ST-1 ALUMINUM AND GLASS STROREFRONT SYSTEM AT NORTH FACADE
RETAIL AND RESIDENTIAL ENTRY (FULTON STREET)-RECESSED 11'
CANOPY
SCALE: 1/4"=1'-0"

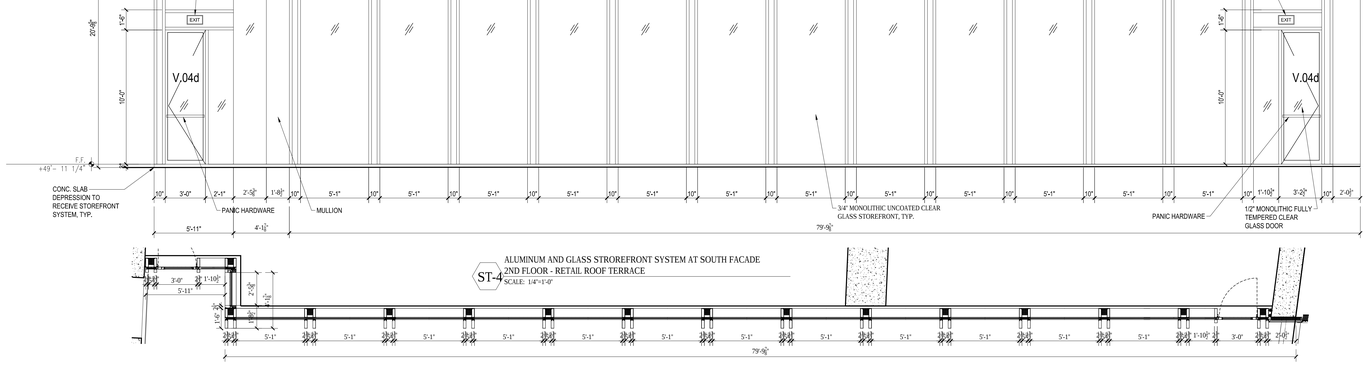

ST-4 ALUMINUM AND GLASS STROREFRONT SYSTEM AT SOUTH FACADE
2ND FLOOR - RETAIL ROOF TERRACE
SCALE: 1/4"=1'-0"

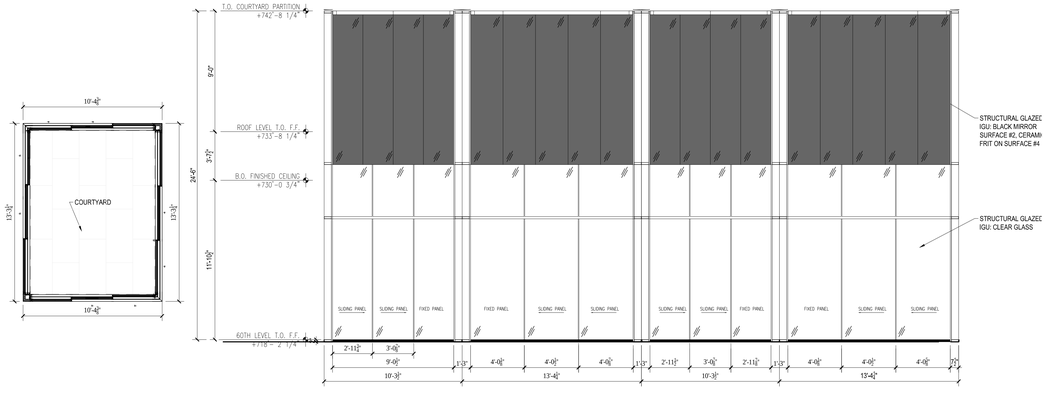

ST-6 ALUMINUM AND GLASS STOREFRONT
SYSTEM AT PENTHOUSE COURTYARD
SCALE: 1/4"=1'-0"

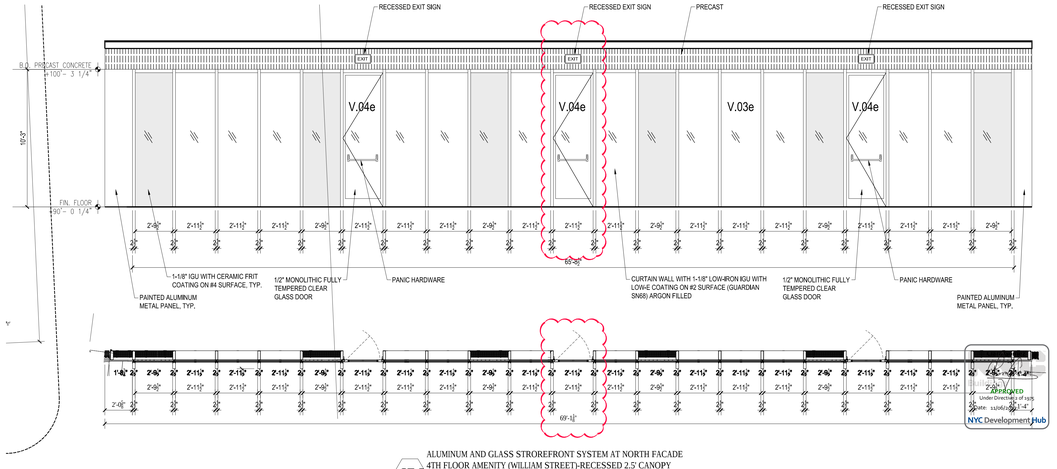

ST-5 ALUMINUM AND GLASS STROREFRONT SYSTEM AT NORTH FACADE
4TH FLOOR AMENITY (WILLIAM STREET)-RECESSED 2.5' CANOPY
SCALE: 1/4"=1'-0"

NOTES:

6	10/30/2017	ISSUED TO DOB
5	10/13/2017	ASI - 015 4TH FLOOR RE-DESIGN
4	06/14/2017	ISSUED FOR CONSTRUCTION
3	03/31/2017	95% CD SUBMISSION
2	01/20/2017	80% CD SUBMISSION
1	01/06/2017	DOB RE-SUBMISSION
Number:	Date:	Revision:

Project:
130 WILLIAM STREET
130 WILLIAM STREET
NEW YORK, NY 10038

Client:
THE LIGHTSTONE GROUP
130 WILLIAM STREET PROPERTY OWNER LLC
460 PARK AVE, 13TH FLOOR
NEW YORK, NY 10022
(212) 616-9971

Architect:
HILL | WEST ARCHITECTS
11 BROADWAY
17TH FLOOR
NEW YORK, NY 10004
T. 212 213 8007

Creative Director
Adjaye Associates
415 Broadway, 3rd Fl.
New York, NY 10013
(212) 965-8477

Building Structures:
McNamara Salvia
62 West 45th Street, 11th Fl.
New York, NY 10036
(212) 246-9800

MEP Engineer:
Ventrop ECG, LLC
365 W 34th Street, 3rd Fl.
New York, NY 10001
(212) 244-5060

Exterior Facade Consultant:
Gilsanz Murray Steficek, LLP
129 West 27th Street, 5th Fl.
New York, NY 10001
(212) 254-0030

Landscape Architect:
Weintraub Diaz, LLC
19 New Street
Nyack, NY 10960
(845) 353-2500

Civil Engineer & Acoustic Consultant:
AKRF Engineering PC
440 Park Avenue South, 7th Fl.
New York, NY 10016
(646) 388-9829

IT & Security Consultant:
Anj Communications
133 Sunny Ridge Road
Harrison, New York 10528
(914) 967-1967

Pool Consultant:
Integrated Aquatics Engineering, Inc.
75 Shewell Ave
Doylestown, PA 18901
(215) 230-8623

Elevator Consultant:
Jenkins and Huntington
1251 Avenue of the Americas
New York, NY 10020
(212)-696-1818

DOB STAMPS & SIGNATURES:

DWG TITLE:
WINDOW TYPES

NB#121192903

SEAL & SIGNATURE:
REGISTERED ARCHITECT JOHN CHARLES REILLY 029810 STATE OF NEW YORK

DATE: 10/30/2017
PROJECT #: 14426
SCALE: 1/4"= 1'-0"
A-332.00
DWG NO.

Z:\14426 130 William Street\A01_Drawing Sets\16_Submissions

DEPT OF BLDGS 121192902 Job Number
E360053992210 Scan Code

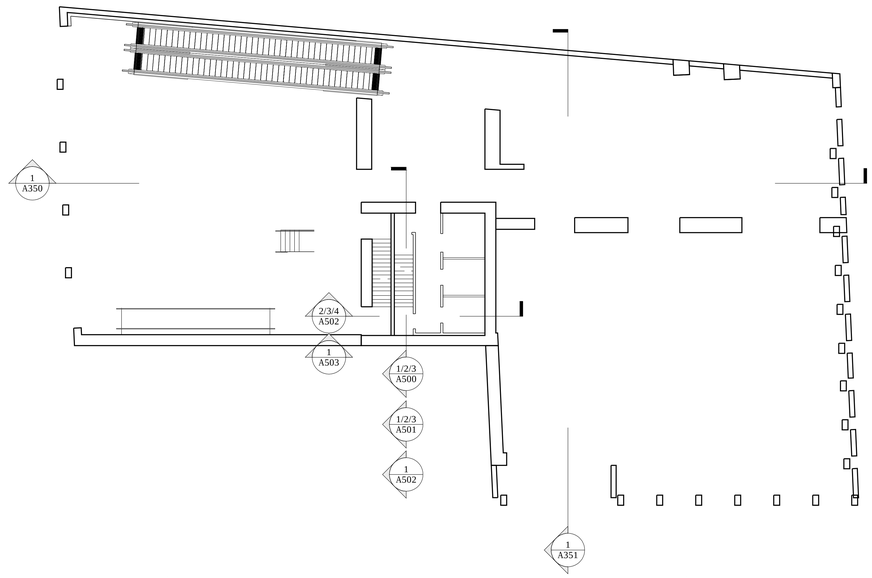

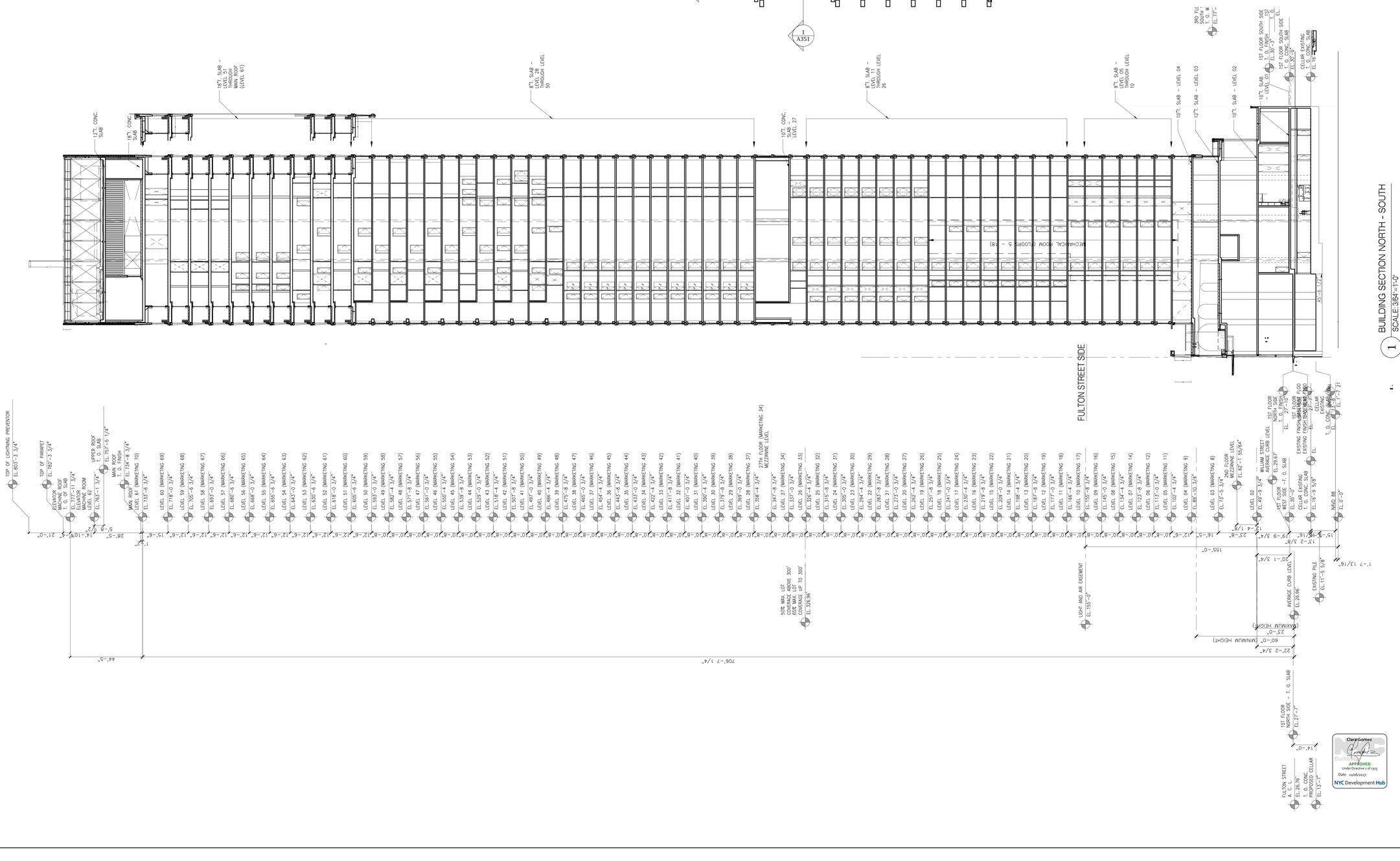

1 BUILDING SECTION NORTH - SOUTH
SCALE: 3/64" = 1'-0"

NOTES:

Number:	Date:	Revision:
9	10/30/2017	ISSUED TO DOB
8	06/14/2017	ISSUED FOR CONSTRUCTION
7	03/31/2017	95% CD SUBMISSION
6	01/20/2017	80% CD SUBMISSION
5	01/06/2017	DOB RE-SUBMISSION
4	11/11/2016	CORE & SHELL BUY SET
3	10/07/2016	CORE & SHELL BID SET
2	07/06/2016	ISSUED TO DOB
1	06/20/2016	100% DD SUBMISSION

Project:
130 WILLIAM STREET
130 WILLIAM STREET
NEW YORK, NY 10038

Client:
THE LIGHTSTONE GROUP
130 WILLIAM STREET PROPERTY OWNER LLC
460 PARK AVE, 13TH FLOOR
NEW YORK, NY 10022
(212) 616-9971

Architect:
HILL | WEST ARCHITECTS
11 BROADWAY
17TH FLOOR
NEW YORK, NY 10004
T. 212 213 8007

Creative Director
Adjaye Associates
415 Broadway, 3rd Fl.
New York, NY 10013
(212) 965-8477

Building Structures:
McNamara Salvia
62 West 45th Street, 11th Fl.
New York, NY 10036
(212) 246-9800

MEP Engineer:
Ventrop ECG, LLC
365 W 34th Street, 3rd Fl.
New York, NY 10001
(212) 244-5060

Exterior Facade Consultant:
Gilsanz Murray Steficek, LLP
129 West 27th Street, 5th Fl.
New York, NY 10001
(212) 254-0030

Landscape Architect:
Weintraub Diaz, LLC
19 New Street
Nyack, NY 10960
(845) 353-2500

Civil Engineer & Acoustic Consultant:
AKRF Engineering PC
440 Park Avenue South, 7th Fl.
New York, NY 10016
(646) 388-9829

IT & Security Consultant:
Anj Communications
133 Sunny Ridge Road
Harrison, New York 10528
(914) 967-1967

Pool Consultant:
Integrated Aquatics Engineering, Inc.
75 Shewell Ave
Doylestown, PA 18901
(215) 230-8623

Elevator Consultant:
Jenkins and Huntington
1251 Avenue of the Americas
New York, NY 10020
(212)-696-1818

DOB STAMPS & SIGNATURES:

Clare Gomez
Building Safety
APPROVED
Under Directive 1 of 1975
Date: 11/06/2017
NYC Development Hub

DWG TITLE:
BUILDING SECTION NORTH - SOUTH

NB#121192903

SEAL & SIGNATURE:
REGISTERED ARCHITECT JOHN CHARLES SALVIA LICENSE NO. 026857 STATE OF NEW YORK

DATE: 10/30/2017
PROJECT #: 14A26
SCALE: 3/64" = 1'-0"
DWG NO. A-350.00

J:\14A26 130 William Street_Drawing Set\15_Submission

DEPT OF BLDGS 121192903 Job Number
E260057133457 Scan Code

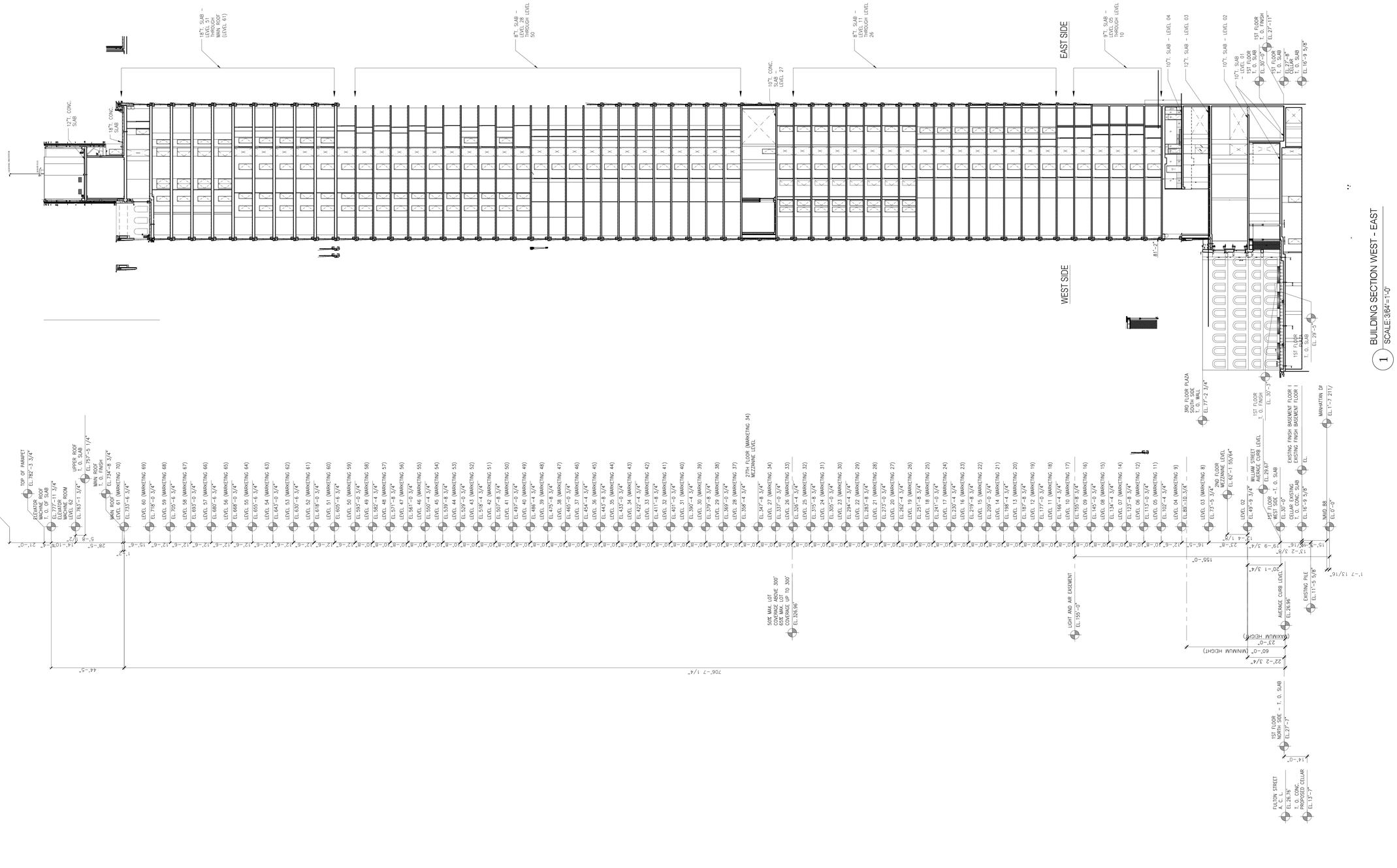

NOTES:

Number:	Date:	Revision:
9	10/30/2017	ISSUED TO DOB
8	06/14/2017	ISSUED FOR CONSTRUCTION
7	03/31/2017	95% CD SUBMISSION
6	01/20/2017	80% CD SUBMISSION
5	01/06/2017	DOB RE-SUBMISSION
4	11/11/2016	CORE & SHELL BUY SET
3	10/07/2016	CORE & SHELL BID SET
2	07/06/2016	ISSUED TO DOB
1	06/20/2016	100% DD SUBMISSION

Project:
130 WILLIAM STREET
130 WILLIAM STREET
NEW YORK, NY 10038

Client:
THE LIGHTSTONE GROUP
130 WILLIAM STREET PROPERTY OWNER LLC
460 PARK AVE, 13TH FLOOR
NEW YORK, NY 10022
(212) 616-9971

Architect:
HILL | WEST ARCHITECTS
11 BROADWAY
17TH FLOOR
NEW YORK, NY 10004
T. 212 213 8007

Creative Director
Adjaye Associates
415 Broadway, 3rd Fl.
New York, NY 10013
(212) 965-8477

Building Structures:
McNamara Salvia
62 West 45th Street, 11th Fl.
New York, NY 10036
(212) 246-5800

MEP Engineer:
Ventrop ECG, LLC
365 W 34th Street, 3rd Fl.
New York, NY 10001
(212) 244-5060

Exterior Facade Consultant:
Gilsanz Murray Steficek, LLP
129 West 27th Street, 5th Fl.
New York, NY 10001
(212) 254-0030

Landscape Architect:
Weintraub Diaz, LLC
19 New Street
Nyack, NY 10960
(845) 353-2500

Civil Engineer & Acoustic Consultant:
AKRF Engineering PC
440 Park Avenue South, 7th Fl.
New York, NY 10016
(646) 388-9829

IT & Security Consultant:
Anj Communications
133 Sunny Ridge Road
Harrison, New York 10528
(914) 967-1967

Pool Consultant:
Integrated Aquatics Engineering, Inc.
75 Shewell Ave
Doylestown, PA 18901
(215) 230-8623

Elevator Consultant:
Jenkins and Huntington
1251 Avenue of the Americas
New York, NY 10020
(212)-696-1818

DOB STAMPS & SIGNATURES:

Clara Gomez
APPROVED
Under Directive 1 of 1975
Date: 11/16/2017
NYC Development Hub

DWG TITLE:
BUILDING SECTION
WEST - EAST
NB#121192903

SEAL & SIGNATURE:
REGISTERED ARCHITECT DAVID CHARLES WEST 022883 STATE OF NEW YORK

DATE: 10/30/2017
PROJECT #: 14426
SCALE: 3/64" = 1'-0"
DWG NO. A-351.00

J:\HCI 130 William Street\ Drawing Sets\ 15_Submissions

DEPT OF BLDGS 121192903 Job Number
E-5493.335056 Scan Code

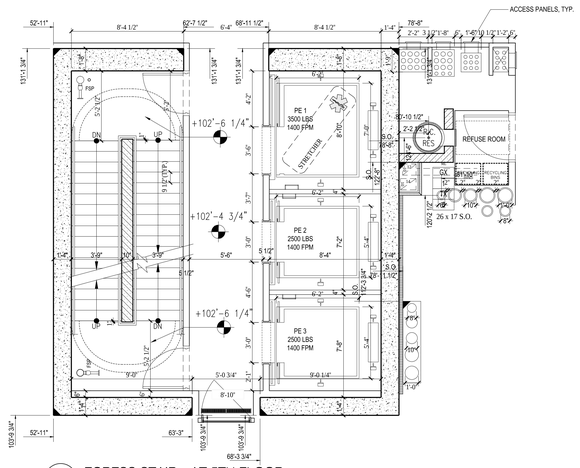

9 EGRESS STAIR - AT 5TH FLOOR
SCALE: 1/4" = 1'-0"

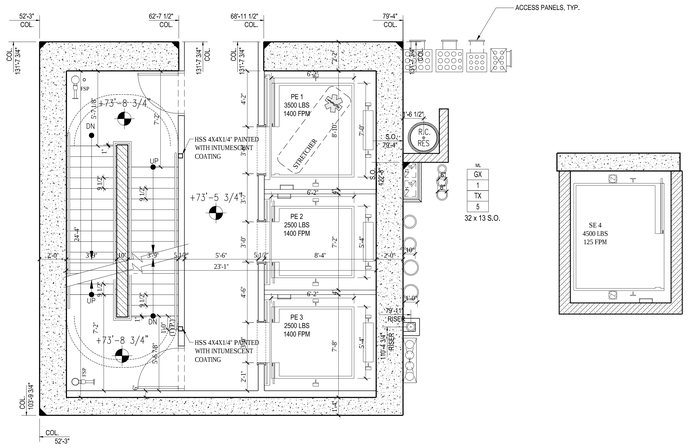

6 EGRESS STAIR - AT 3RD FLOOR
SCALE: 1/4" = 1'-0"

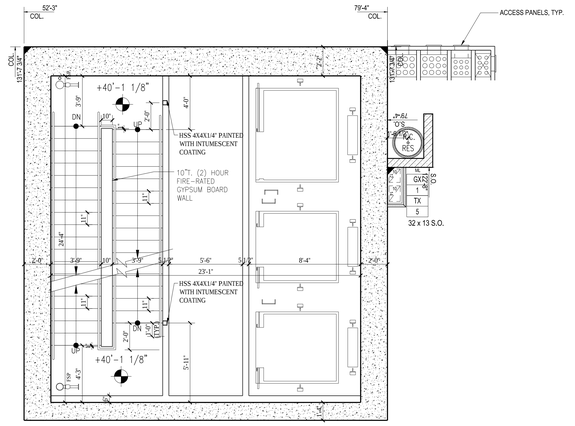

3 EGRESS STAIR - AT 1ST FLOOR MEZZANINE
SCALE: 1/4" = 1'-0"

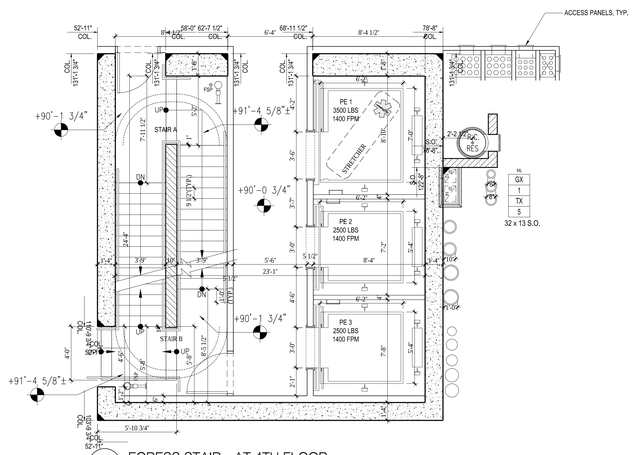

8 EGRESS STAIR - AT 4TH FLOOR
SCALE: 1/4" = 1'-0"

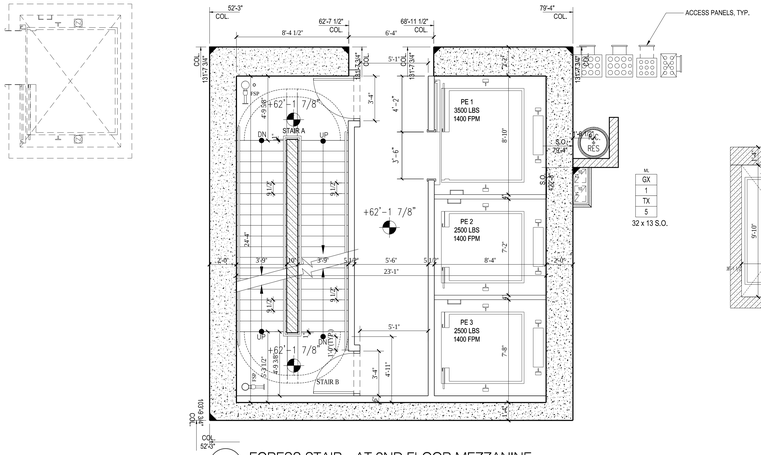

5 EGRESS STAIR - AT 2ND FLOOR MEZZANINE
SCALE: 1/4" = 1'-0"

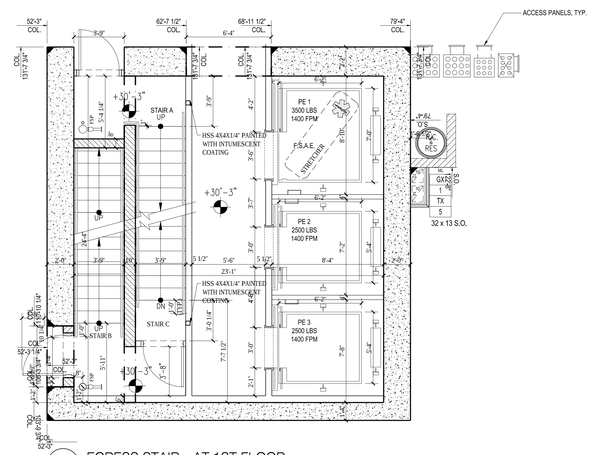

2 EGRESS STAIR - AT 1ST FLOOR
SCALE: 1/4" = 1'-0"

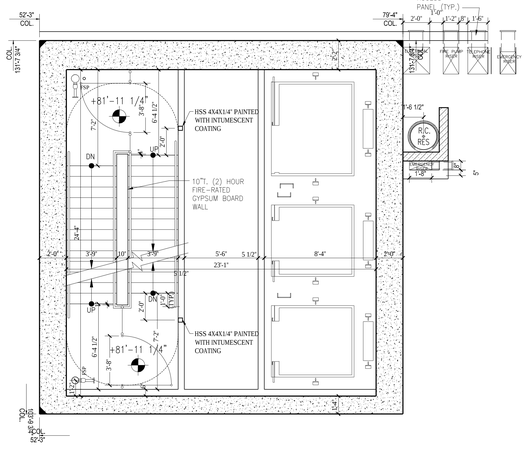

7 EGRESS STAIR - AT 3RD FLOOR MEZZANINE
SCALE: 1/4" = 1'-0"

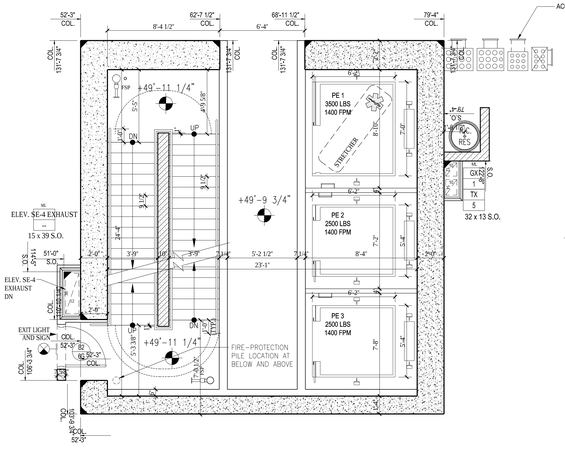

4 EGRESS STAIR - AT 2ND FLOOR
SCALE: 1/4" = 1'-0"

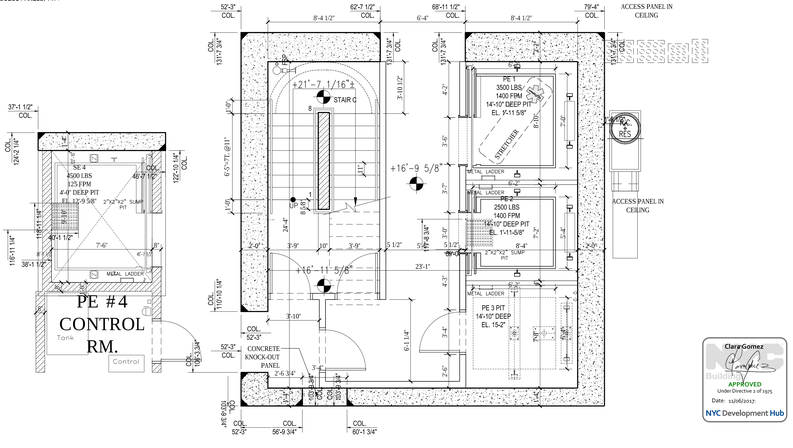

1 EGRESS STAIR - AT CELLAR
SCALE: 1/4" = 1'-0"

NOTES:

Number:	Date:	Revision:
3	10/30/2017	ISSUED TO DOB
2	06/14/2017	ISSUED FOR CONSTRUCTION
1	03/31/2017	95% CD SUBMISSION

Project:
130 WILLIAM STREET
130 WILLIAM STREET
NEW YORK, NY 10038

Client:
THE LIGHTSTONE GROUP
130 WILLIAM STREET PROPERTY OWNER LLC
460 PARK AVE, 13TH FLOOR
NEW YORK, NY 10022
(212) 616-9971

Architect:
HILL | WEST ARCHITECTS
11 BROADWAY
17TH FLOOR
NEW YORK, NY 10004
T. 212 213 8007

Creative Director
Adjaye Associates
415 Broadway, 3rd Fl.
New York, NY 10013
(212) 965-8477

Building Structures:
McNamara Salvia
62 West 45th Street, 11th Fl.
New York, NY 10036
(212) 246-9800

MEP Engineer:
Ventrop ECG, LLC
365 W 34th Street, 3rd Fl.
New York, NY 10001
(212) 244-5060

Exterior Facade Consultant:
Gilsanz Murray Steficek, LLP
129 West 27th Street, 5th Fl.
New York, NY 10001
(212) 254-0030

Landscape Architect:
Weintraub Diaz, LLC
19 New Street
Nyack, NY 10960
(845) 353-2500

Civil Engineer & Acoustic Consultant:
AKRF Engineering PC
440 Park Avenue South, 7th Fl.
New York, NY 10016
(646) 388-9829

IT & Security Consultant:
Anj Communications
133 Sunny Ridge Road
Harrison, New York 10528
(914) 967-1967

Pool Consultant:
Integrated Aquatics Engineering, Inc.
75 Shewell Ave
Doylestown, PA 18901
(215) 230-8623

Elevator Consultant:
Jenkins and Huntington
1251 Avenue of the Americas
New York, NY 10020
(212)-696-1818

DOB STAMPS & SIGNATURES:

Clara Gomez
Borough Commissioner
APPROVED
Under Directive 1 of 1975
Date: 11/06/2017
NYC Development Hub

DWG TITLE:
EGRESS STAIR PLANS - I
CELLAR THROUGH 5TH FLOOR

NB#121192903

SEAL & SIGNATURE:
REGISTERED ARCHITECT
DAVID CHARLES WEST
No. 026860
STATE OF NEW YORK

DATE: 10/30/2017
PROJECT #: 14A26
SCALE: AS NOTED
DWG NO. A-360.00

I:\14A26 130 William Street_Drawing Data\14_Submissions

DEPT OF BLDGS 121192903 Job Number
E3425534655 Scan Code

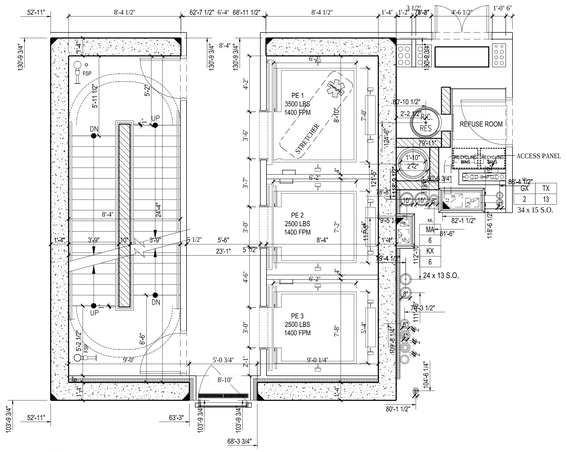

9 EGRESS STAIR - AT 39TH FLOOR
SCALE: 1/4" = 1'-0"

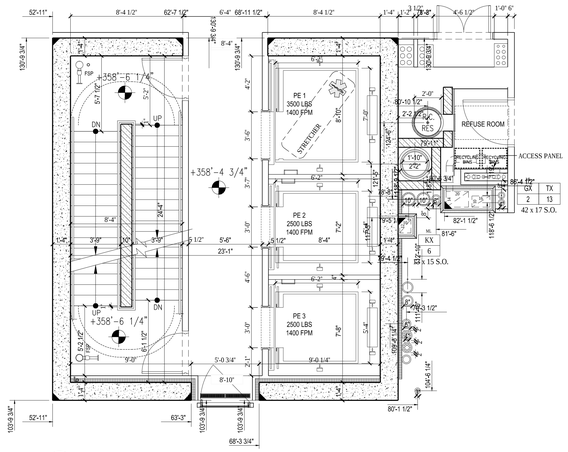

6 EGRESS STAIR - AT 28TH FLOOR
SCALE: 1/4" = 1'-0"

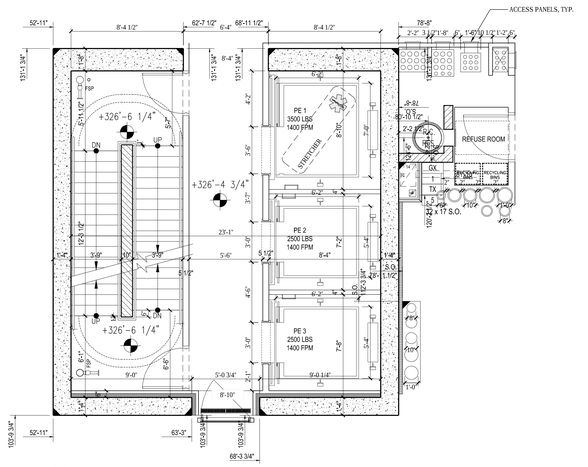

3 EGRESS STAIR - AT 26TH FLOOR
SCALE: 1/4" = 1'-0"

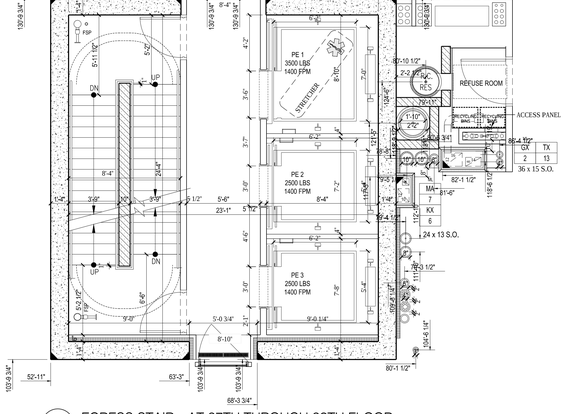

8 EGRESS STAIR - AT 37TH THROUGH 38TH FLOOR
SCALE: 1/4" = 1'-0"

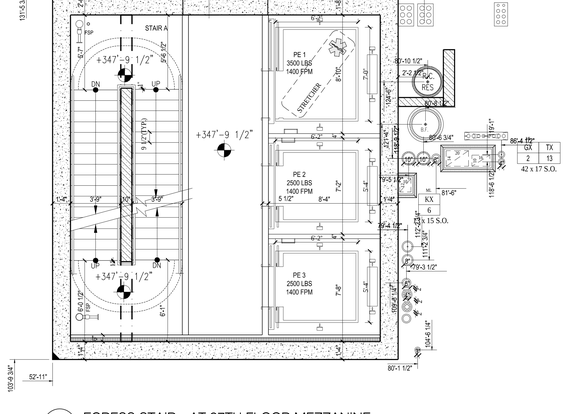

5 EGRESS STAIR - AT 27TH FLOOR MEZZANINE
SCALE: 1/4" = 1'-0"

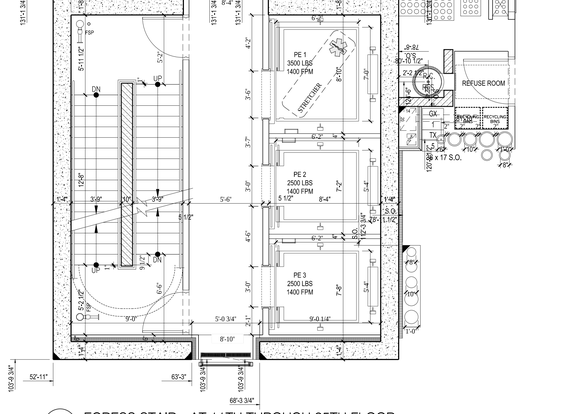

2 EGRESS STAIR - AT 11TH THROUGH 25TH FLOOR
SCALE: 1/4" = 1'-0"

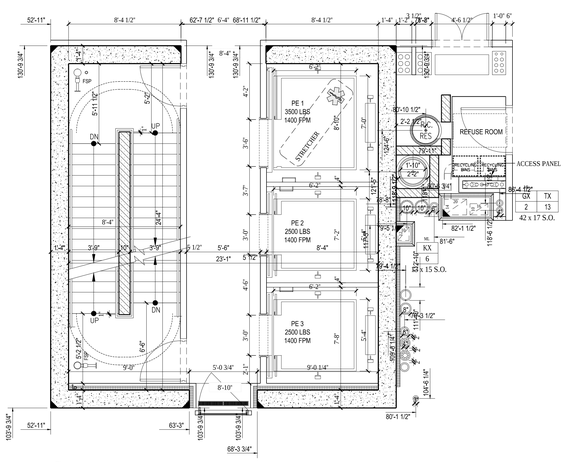

7 EGRESS STAIR - AT 29TH THROUGH 36TH FLOOR
SCALE: 1/4" = 1'-0"

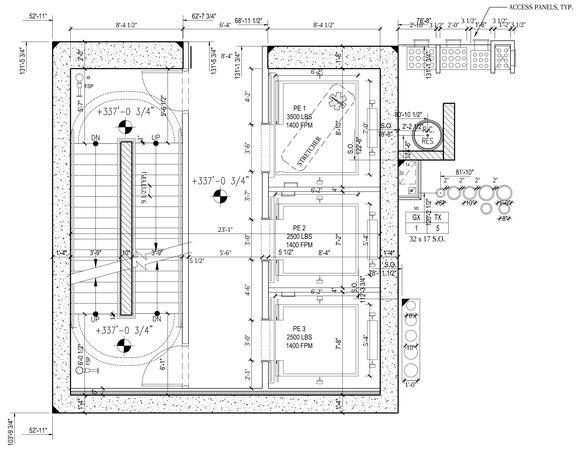

4 EGRESS STAIR - AT 27TH FLOOR
SCALE: 1/4" = 1'-0"

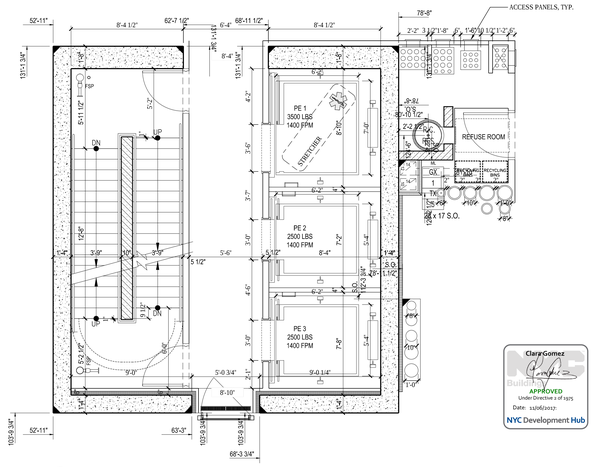

1 EGRESS STAIR - AT 6TH THROUGH 10TH FLOOR
SCALE: 1/4" = 1'-0"

ClaraGomez
APPROVED
Under Directive 1 of 1975
Date: 11/06/2017
NYC Development Hub

NOTES:

Number:	Date:	Revision:
3	10/30/2017	ISSUED TO DOB
2	06/14/2017	ISSUED FOR CONSTRUCTION
1	03/31/2017	95% CD SUBMISSION

Project:
130 WILLIAM STREET
130 WILLIAM STREET
NEW YORK, NY 10038

Client:
THE LIGHTSTONE GROUP
130 WILLIAM STREET PROPERTY OWNER LLC
460 PARK AVE, 13TH FLOOR
NEW YORK, NY 10022
(212) 616-9971

Architect:
HILL | WEST ARCHITECTS
11 BROADWAY
17TH FLOOR
NEW YORK, NY 10004
T. 212 213 8007

Creative Director
Adjaye Associates
415 Broadway, 3rd Fl.
New York, NY 10013
(212) 965-8477

Building Structures:
McNamara Salvia
62 West 45th Street, 11th Fl.
New York, NY 10036
(212) 246-9800

MEP Engineer:
Ventrop ECG, LLC
365 W 34th Street, 3rd Fl.
New York, NY 10001
(212) 244-5060

Exterior Facade Consultant:
Gilsanz Murray Steficek, LLP
129 West 27th Street, 5th Fl.
New York, NY 10001
(212) 254-0030

Landscape Architect:
Weintraub Diaz, LLC
19 New Street
Nyack, NY 10960
(845) 353-2500

Civil Engineer & Acoustic Consultant:
AKRF Engineering PC
440 Park Avenue South, 7th Fl.
New York, NY 10016
(646) 388-9829

IT & Security Consultant:
Anj Communications
133 Sunny Ridge Road
Harrison, New York 10528
(914) 967-1967

Pool Consultant:
Integrated Aquatics Engineering, Inc.
75 Shewell Ave
Doylestown, PA 18901
(215) 230-8623

Elevator Consultant:
Jenkins and Huntington
1251 Avenue of the Americas
New York, NY 10020
(212)-696-1818

DOB STAMPS & SIGNATURES:

DWG TITLE:
EGRESS STAIR PLANS - II
6TH THROUGH 41ST FLOOR

NB#121192903

SEAL & SIGNATURE:
REGISTERED ARCHITECT
DAVID CHARLES WEST
026903
STATE OF NEW YORK

DATE: 10/30/2017
PROJECT #: 14A26
SCALE: AS NOTED
DWG. NO. A-361.00

J:\14A26 130 William Street_Drawing Sets\15_Submissions

DEPT OF BLDGS 421530925 Job Number
ES7595509SI Scan Code

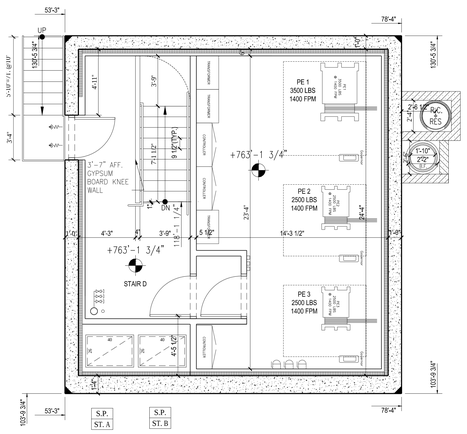

12 EGRESS STAIR - AT ELEVATOR MACHINE ROOM
SCALE: 1/4" = 1'-0"

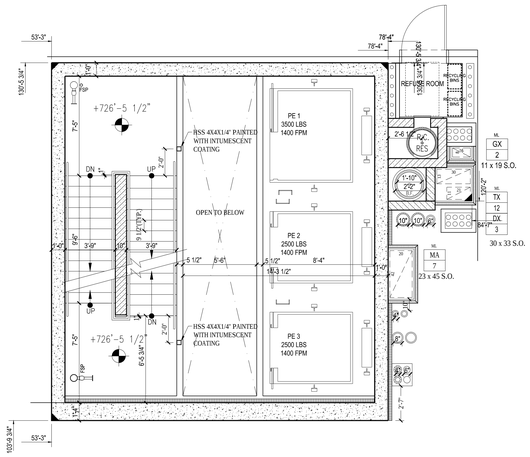

9 EGRESS STAIR - AT 60TH FLOOR MEZZANINE
SCALE: 1/4" = 1'-0"

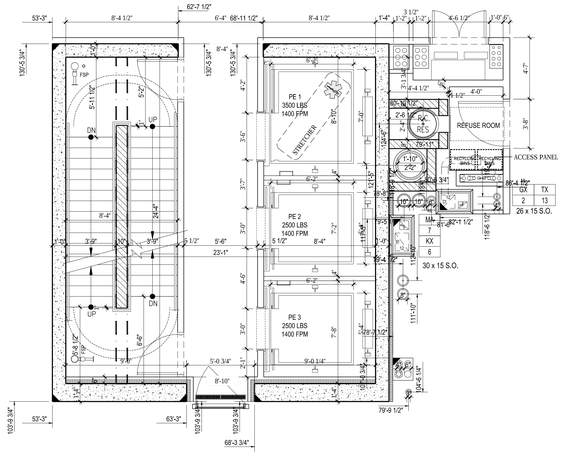

6 EGRESS STAIR - AT 45TH THROUGH 49TH FLOOR
SCALE: 1/4" = 1'-0"

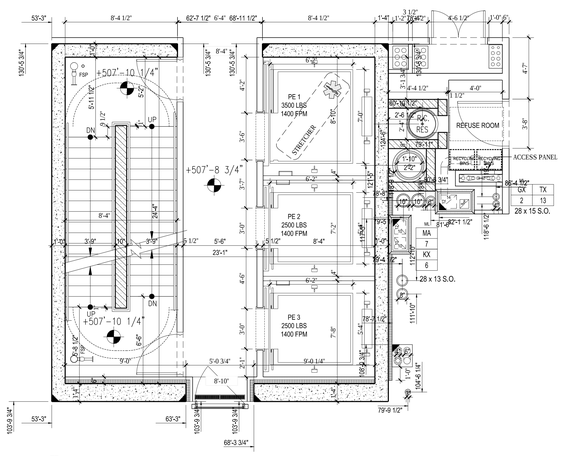

3 EGRESS STAIR - AT 42ND FLOOR
SCALE: 1/4" = 1'-0"

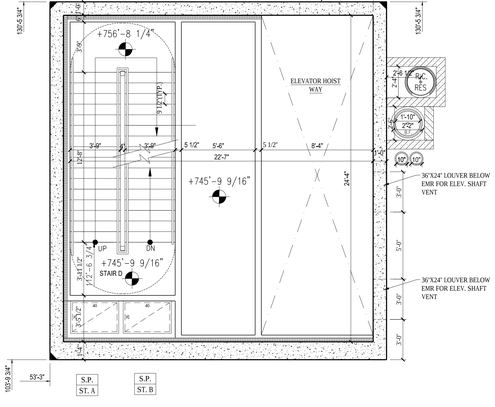

11 EGRESS STAIR - AT MAIN ROOF MEZZANINE
SCALE: 1/4" = 1'-0"

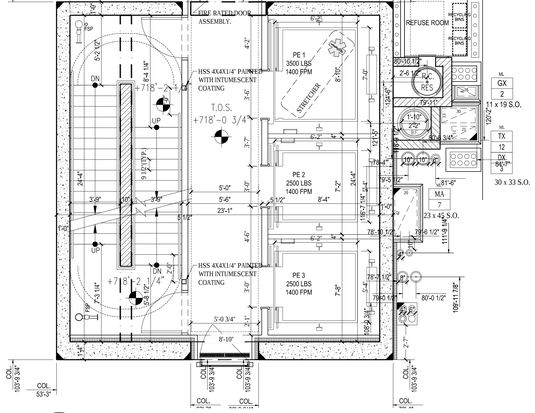

8 EGRESS STAIR - AT 60TH FLOOR
SCALE: 1/4" = 1'-0"

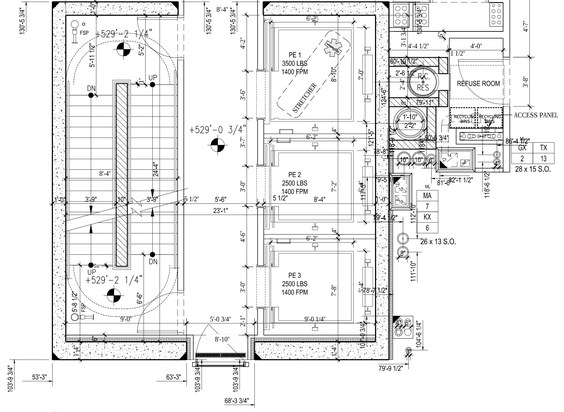

5 EGRESS STAIR - AT 44TH FLOOR
SCALE: 1/4" = 1'-0"

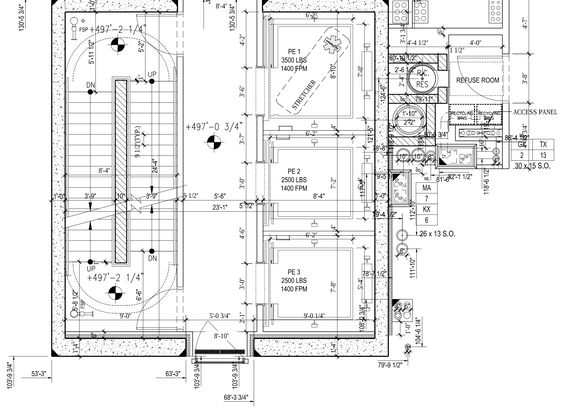

2 EGRESS STAIR - AT 41ST FLOOR
SCALE: 1/4" = 1'-0"

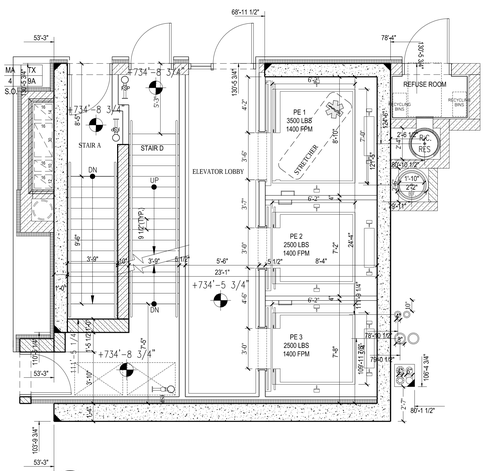

10 EGRESS STAIR - AT MAIN ROOF
SCALE: 1/4" = 1'-0"

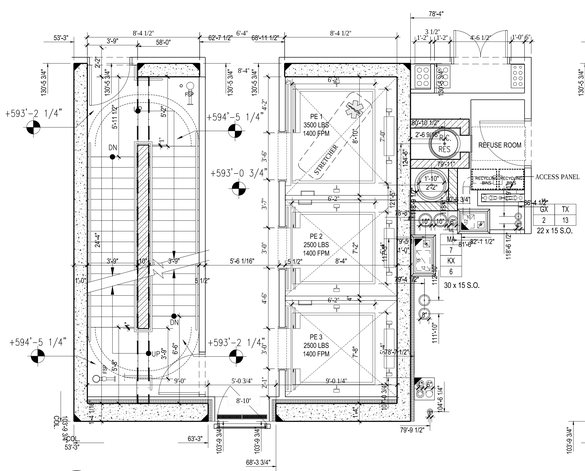

7 EGRESS STAIR - AT 50TH THROUGH 59TH FLOOR
SCALE: 1/4" = 1'-0"

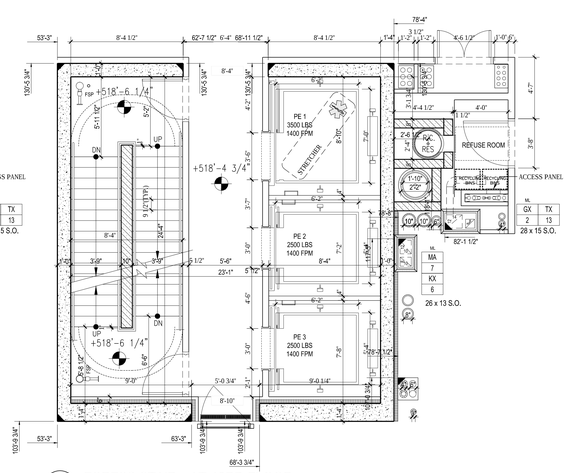

4 EGRESS STAIR - AT 43RD FLOOR
SCALE: 1/4" = 1'-0"

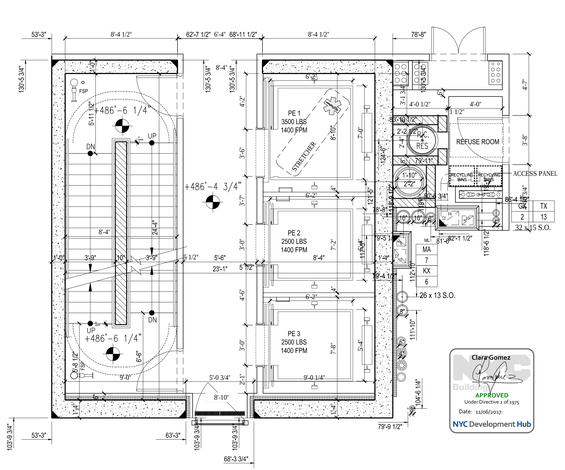

1 EGRESS STAIR - AT 40TH FLOOR
SCALE: 1/4" = 1'-0"

NOTES:

Number:	Date:	Revision:
3	10/30/2017	ISSUED TO DOB
2	06/14/2017	ISSUED FOR CONSTRUCTION
1	03/31/2017	95% CD SUBMISSION

Project:
130 WILLIAM STREET
130 WILLIAM STREET
NEW YORK, NY 10038

Client:
THE LIGHTSTONE GROUP
130 WILLIAM STREET PROPERTY OWNER LLC
460 PARK AVE, 13TH FLOOR
NEW YORK, NY 10022
(212) 616-9971

Architect:
HILL | WEST ARCHITECTS
11 BROADWAY
17TH FLOOR
NEW YORK, NY 10004
T.: 212.213.8007

Creative Director
Adjaye Associates
415 Broadway, 3rd Fl.
New York, NY 10013
(212) 965-8477

Building Structures:
McNamara Salvia
62 West 45th Street, 11th Fl.
New York, NY 10036
(212) 246-9800

MEP Engineer:
Ventrop ECG, LLC
365 W 34th Street, 3rd Fl.
New York, NY 10001
(212) 244-5060

Exterior Facade Consultant:
Gilsanz Murray Steficek, LLP
129 West 27th Street, 5th Fl.
New York, NY 10001
(212) 254-0030

Landscape Architect:
Weintraub Diaz, LLC
19 New Street
Nyack, NY 10960
(845) 353-2500

Civil Engineer & Acoustic Consultant:
AKRF Engineering PC
440 Park Avenue South, 7th Fl.
New York, NY 10016
(646) 388-9829

IT & Security Consultant:
Anj Communications
133 Sunny Ridge Road
Harrison, New York 10528
(914) 967-1967

Pool Consultant:
Integrated Aquatics Engineering, Inc.
75 Shewell Ave
Doylestown, PA 18901
(215) 230-8623

Elevator Consultant:
Jenkins and Huntington
1251 Avenue of the Americas
New York, NY 10020
(212)-696-1818

DOB STAMPS & SIGNATURES:

Clare Gomez
APPROVED
Under Directive 1 of 1975
Date: 11/06/2017
NYC Development Hub

DWG TITLE: EGRESS STAIR PLANS - III
42TH FLOOR THROUGH ELEVATOR MACHINE ROOM
NB#121192903

SEAL & SIGNATURE:
REGISTERED ARCHITECT JOHN CHARLES WEST 020853 STATE OF NEW YORK

DATE: 10/30/2017
PROJECT #: 14426
SCALE: AS NOTED
A-362.00
DWG NO.

J:\1402-130 William Street_Drawing Sets\15_Submissions

DEPT OF BLDGS 121192903 Job Number
E5320081195 Scan Code

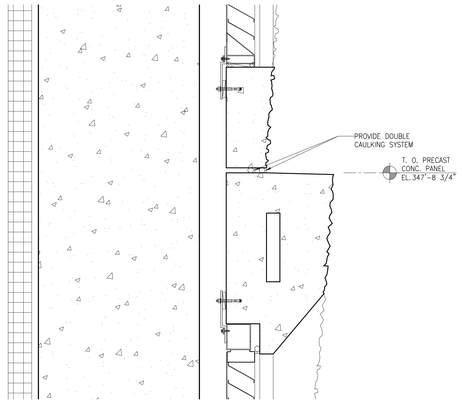

6 EXTERIOR SECTION DETAIL - 27TH FLOOR MEZZ. SOUTH LOUVER
SCALE: 1-1/2"=1'-0"

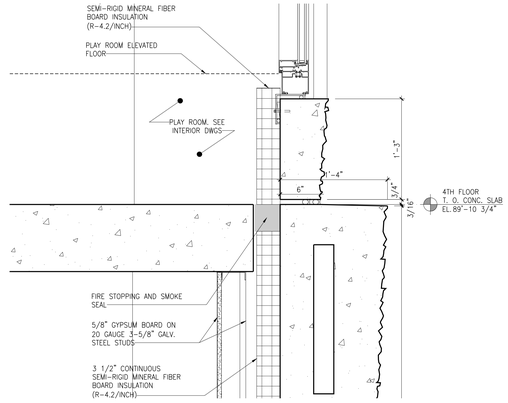

4 EXTERIOR SECTION DETAIL - FOURTH FLOOR SOUTH WINDOW
SCALE: 1-1/2"=1'-0"

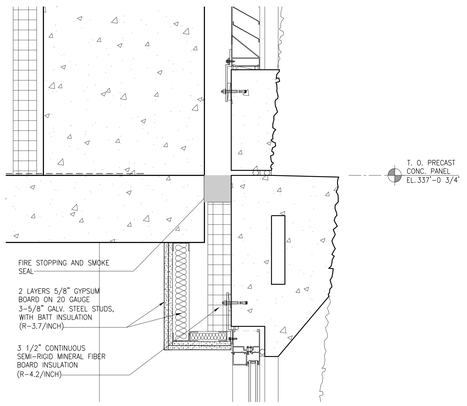

5 EXTERIOR SECTION DETAIL - 27TH FLOOR SOUTH LOUVER
SCALE: 1-1/2"=1'-0"

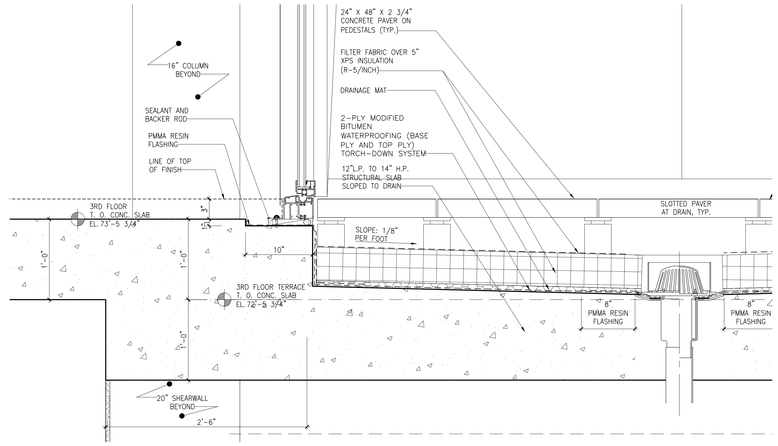

3 EXTERIOR SECTION DETAIL - THIRD FLOOR SOUTH TERRACE
SCALE: 1-1/2"=1'-0"

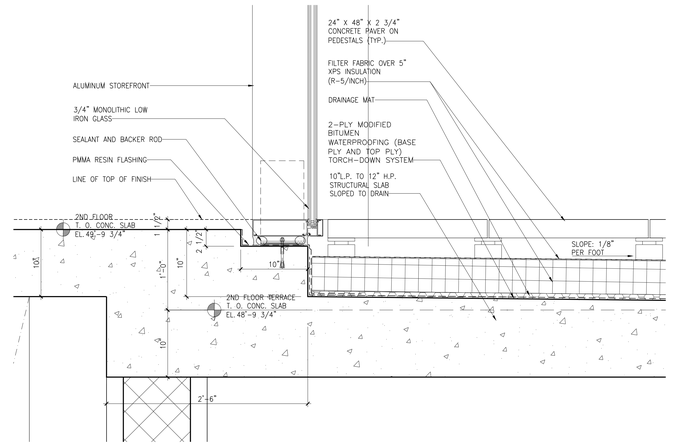

2 EXTERIOR SECTION DETAIL - SECOND FLOOR SOUTH TERRACE
SCALE: 1-1/2"=1'-0"

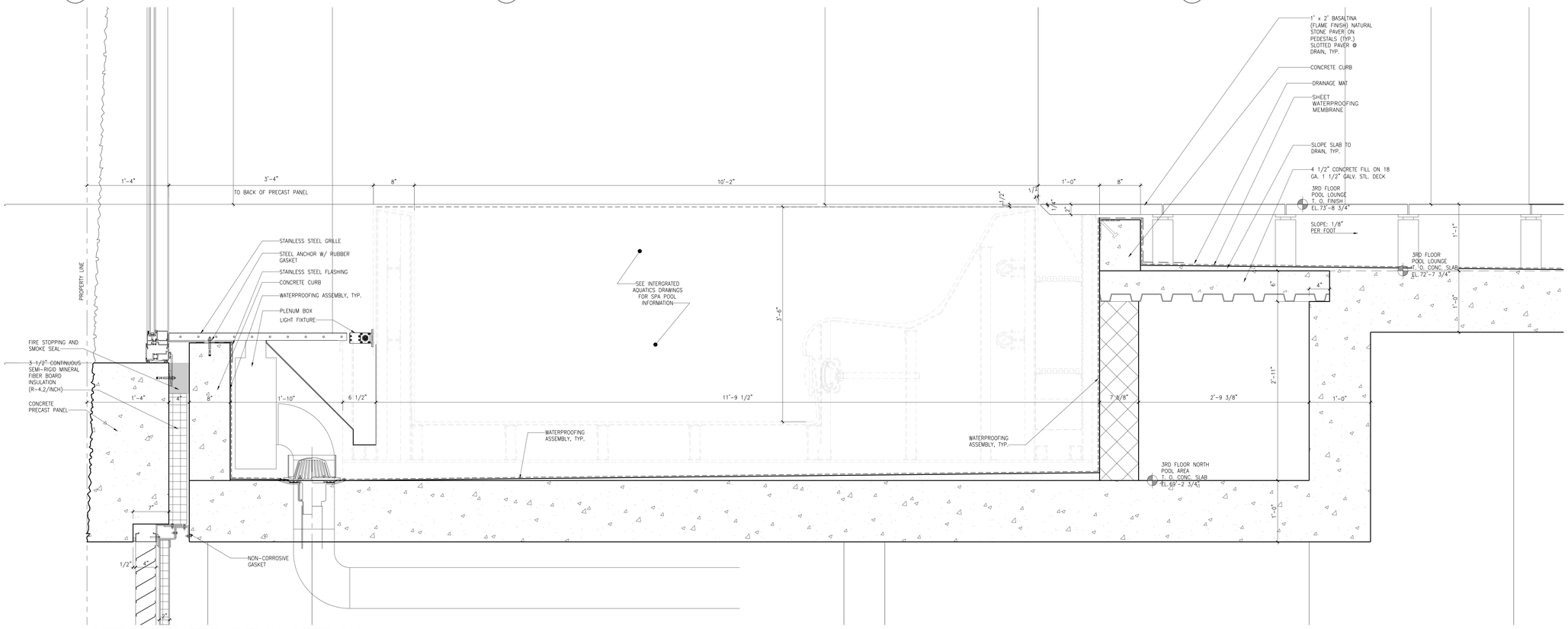

1 EXTERIOR SECTION DETAIL - THIRD FLOOR NORTH POOL
SCALE: 1-1/2"=1'-0"

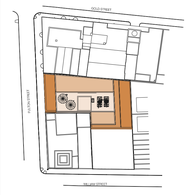

KEY PLAN

NOTES:

Number:	Date:	Revision:
4	10/30/2017	ISSUED TO DOB
3	06/14/2017	ISSUED FOR CONSTRUCTION
2	03/31/2017	95% CD SUBMISSION
1	07/06/2016	ISSUED TO DOB

Project:
130 WILLIAM STREET
130 WILLIAM STREET
NEW YORK, NY 10038

Client:
THE LIGHTSTONE GROUP
130 WILLIAM STREET PROPERTY OWNER LLC
460 PARK AVE, 13TH FLOOR
NEW YORK, NY 10022
(212) 616-9971

Architect:
HILL | WEST ARCHITECTS
11 BROADWAY
17TH FLOOR
NEW YORK, NY 10004
T. 212 213 8007

Creative Director
Adjaye Associates
415 Broadway, 3rd Fl.
New York, NY 10013
(212) 965-8477

Building Structures:
McNamara Salvia
62 West 45th Street, 11th Fl.
New York, NY 10036
(212) 246-9800

MEP Engineer:
Ventrop ECG, LLC
365 W 34th Street, 3rd Fl.
New York, NY 10001
(212) 244-5060

Exterior Facade Consultant:
Gilsanz Murray Steficek, LLP
129 West 27th Street, 5th Fl.
New York, NY 10001
(212) 254-0030

Landscape Architect:
Weintraub Diaz, LLC
19 New Street
Nyack, NY 10960
(845) 353-2500

Civil Engineer & Acoustic Consultant:
AKRF Engineering PC
440 Park Avenue South, 7th Fl.
New York, NY 10016
(646) 388-9829

IT & Security Consultant:
Anj Communications
133 Sunny Ridge Road
Harrison, New York 10528
(914) 967-1967

Pool Consultant:
Integrated Aquatics Engineering, Inc.
75 Shewell Ave
Doylestown, PA 18901
(215) 230-8623

Elevator Consultant:
Jenkins and Huntington
1251 Avenue of the Americas
New York, NY 10020
(212)-696-1818

DOB STAMPS & SIGNATURES:

Clara Gomez
APPROVED
Under Directive 2 of 1975
Date: 11/06/2017
NYC Development Hub

DWG TITLE:
EXTERIOR DETAILS
NB#121192903

SEAL & SIGNATURE:
REGISTERED ARCHITECT
CHARLES WEST
No. 022857
STATE OF NEW YORK

DATE: 10/30/2017
PROJECT #: 14426
SCALE: AS NOTED
A-400.00
DWG NO.

J:\14426 130 William Street_Drawing Sets\15_Submissions

DEPT OF BLDGS 421300925 Job Number
ES2105020843 Scan Code

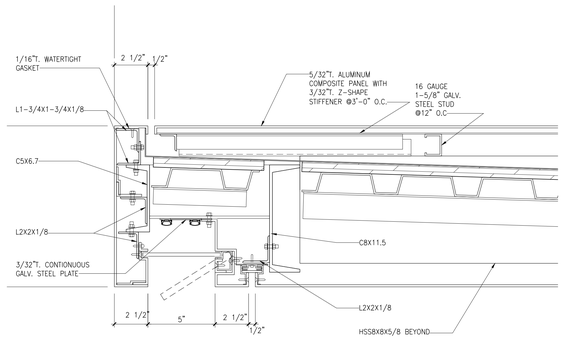

3 PARTIAL CANOPY SECTION DETAIL AT NORTH END
SCALE: 3" = 1'-0"

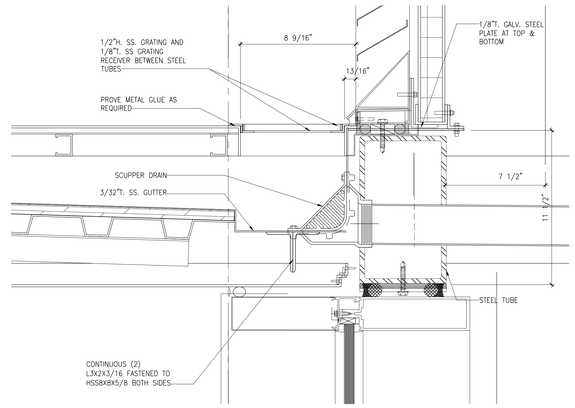

2 CANOPY SECTION DETAIL AT GUTTER
SCALE: 3" = 1'-0"

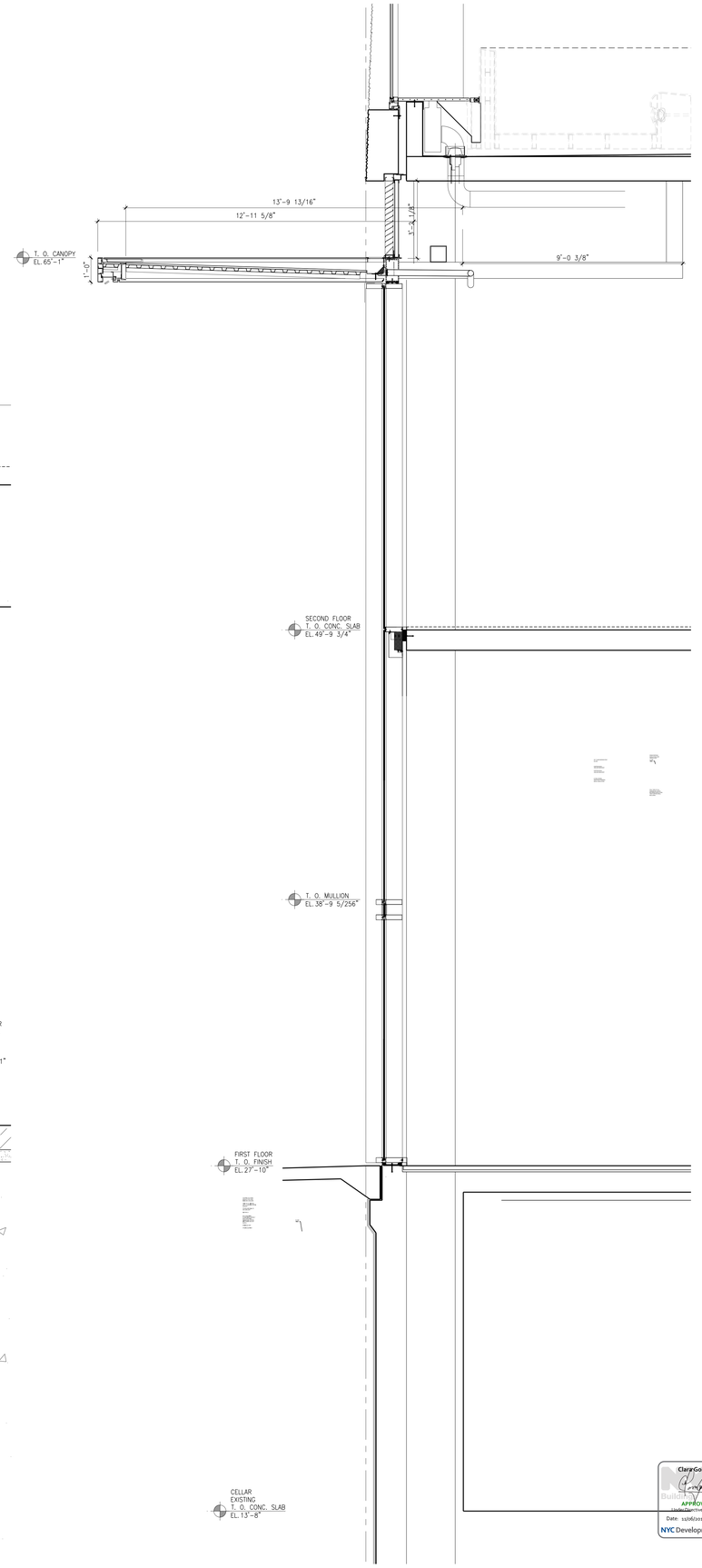

1 SECTION AT STOREFRONT AND CANOPY
SCALE: 1/2" = 1'-0"

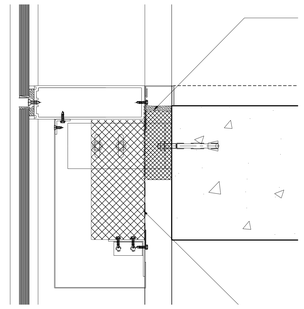

4 PARTIAL STOREFRONT SECTION DETAIL AT SECOND FLOOR
SCALE: 3" = 1'-0"

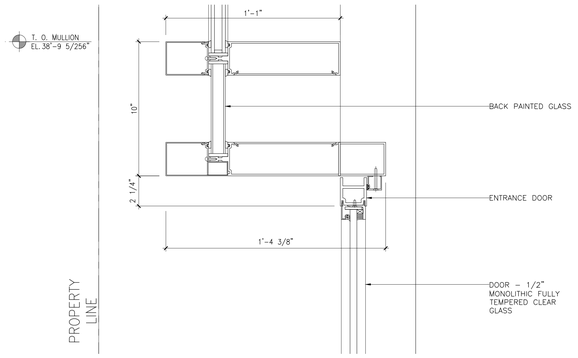

7 PARTIAL NORTH STOREFRONT DOOR SECTION DETAIL AT HORIZONTAL MULLION BAND
SCALE: 3" = 1'-0"

5 PARTIAL STOREFRONT SECTION DETAIL AT HORIZONTAL MULLION BAND
SCALE: 3" = 1'-0"

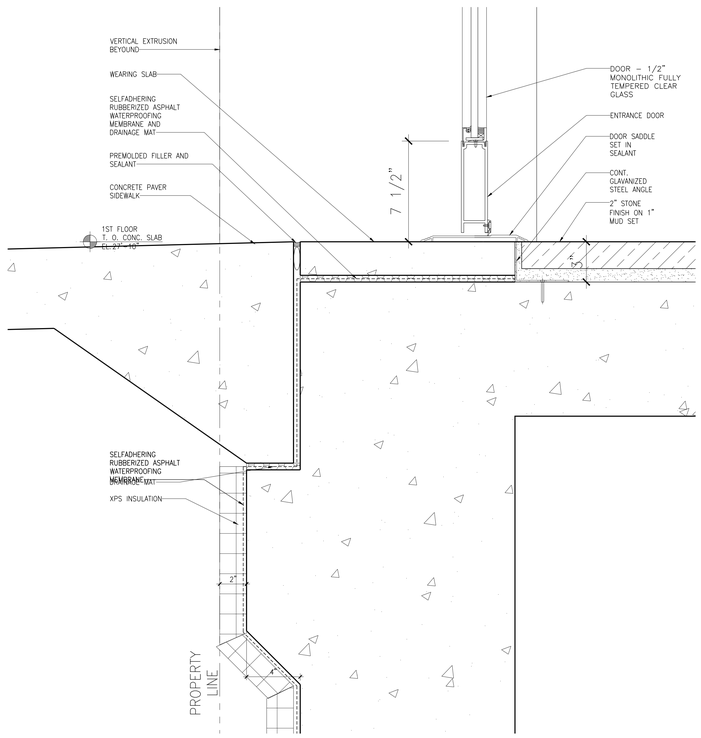

8 NORTH STOREFRONT DOOR SECTION DETAIL AT FIRST FLOOR
SCALE: 3" = 1'-0"

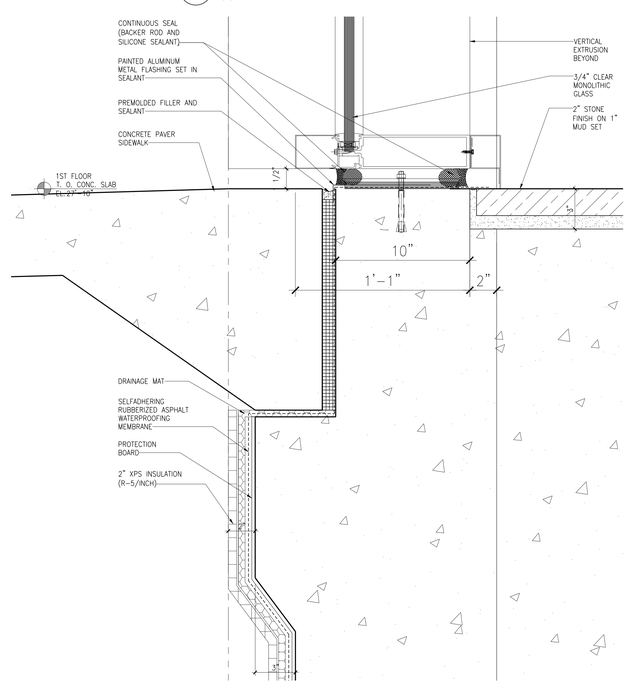

6 STOREFRONT SECTION DETAIL AT FIRST FLOOR
SCALE: 3" = 1'-0"

NOTES:

Number:	Date:	Revision:
3	10/30/2017	ISSUED TO DOB
2	06/14/2017	ISSUED FOR CONSTRUCTION
1	03/31/2017	95% CD SUBMISSION

Project:
130 WILLIAM STREET
130 WILLIAM STREET
NEW YORK, NY 10038

Client:
THE LIGHTSTONE GROUP
130 WILLIAM STREET PROPERTY OWNER LLC
460 PARK AVE, 13TH FLOOR
NEW YORK, NY 10022
(212) 616-9971

Architect:
HILL | WEST ARCHITECTS
11 BROADWAY
17TH FLOOR
NEW YORK, NY 10004
T. 212 213 8007

Creative Director
Adjaye Associates
415 Broadway, 3rd Fl.
New York, NY 10013
(212) 965-8477

Building Structures:
McNamara Salvia
62 West 45th Street, 11th Fl.
New York, NY 10036
(212) 246-9800

MEP Engineer:
Ventrop ECG, LLC
365 W 34th Street, 3rd Fl.
New York, NY 10001
(212) 244-5060

Exterior Facade Consultant:
Gilsanz Murray Steficek, LLP
129 West 27th Street, 5th Fl.
New York, NY 10001
(212) 254-0030

Landscape Architect:
Weintraub Diaz, LLC
19 New Street
Nyack, NY 10960
(845) 353-2500

Civil Engineer & Acoustic Consultant:
AKRF Engineering PC
440 Park Avenue South, 7th Fl.
New York, NY 10016
(646) 388-9829

IT & Security Consultant:
Anj Communications
133 Sunny Ridge Road
Harrison, New York 10528
(914) 967-1967

Pool Consultant:
Integrated Aquatics Engineering, Inc.
75 Shewell Ave
Doylestown, PA 18901
(215) 230-8623

Elevator Consultant:
Jenkins and Huntington
1251 Avenue of the Americas
New York, NY 10020
(212)-696-1818

DOB STAMPS & SIGNATURES:

DWG TITLE:
CANOPY SECTIONS

NB#121192903

SEAL & SIGNATURE:



DATE: 10/30/2017
PROJECT #: 14A26
SCALE: AS NOTED
A-415.00
DWG NO.

J:\NCD 130 William Street\ Drawing Sets\15_Submissions

DEPT OF BLDGS 121192903 Job Number
E5000945418 Scan Code

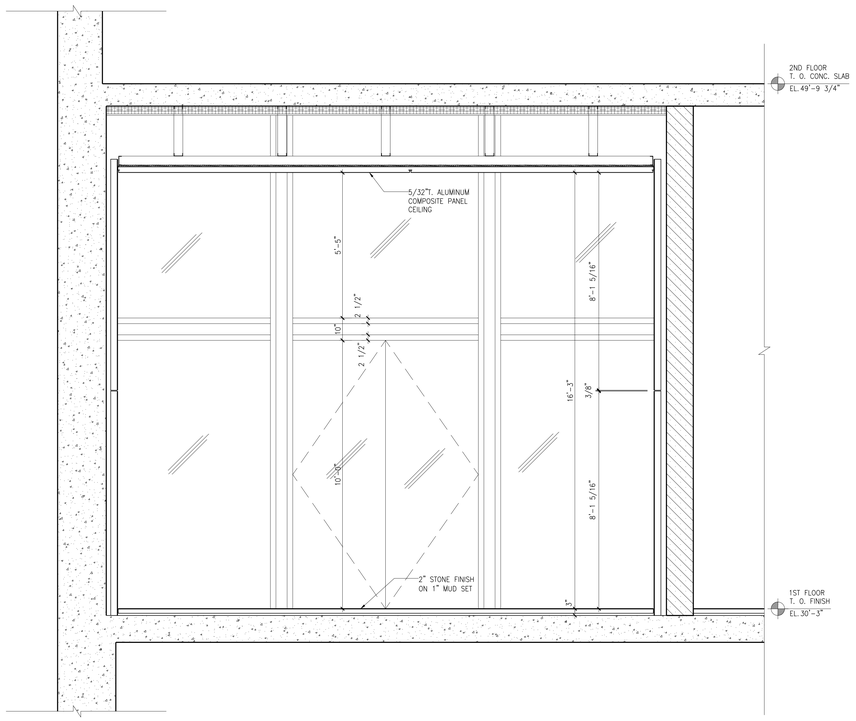

3 WEST RESIDENTIAL ENTRANCE
SCALE: 1/2" = 1'-0"

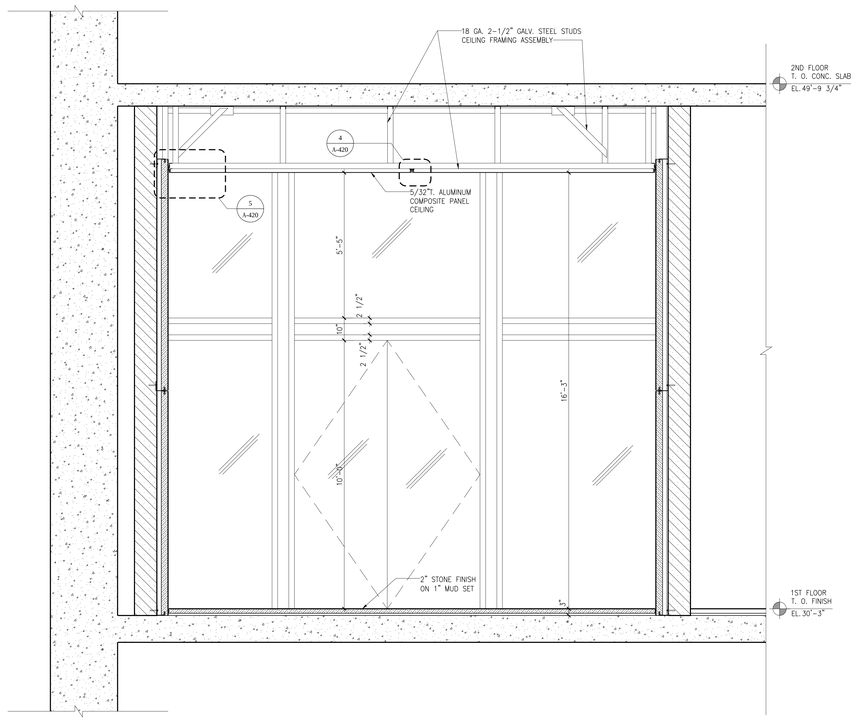

2 WEST RESIDENTIAL ENTRANCE SECTION AT VESTIBULE
SCALE: 1/2" = 1'-0"

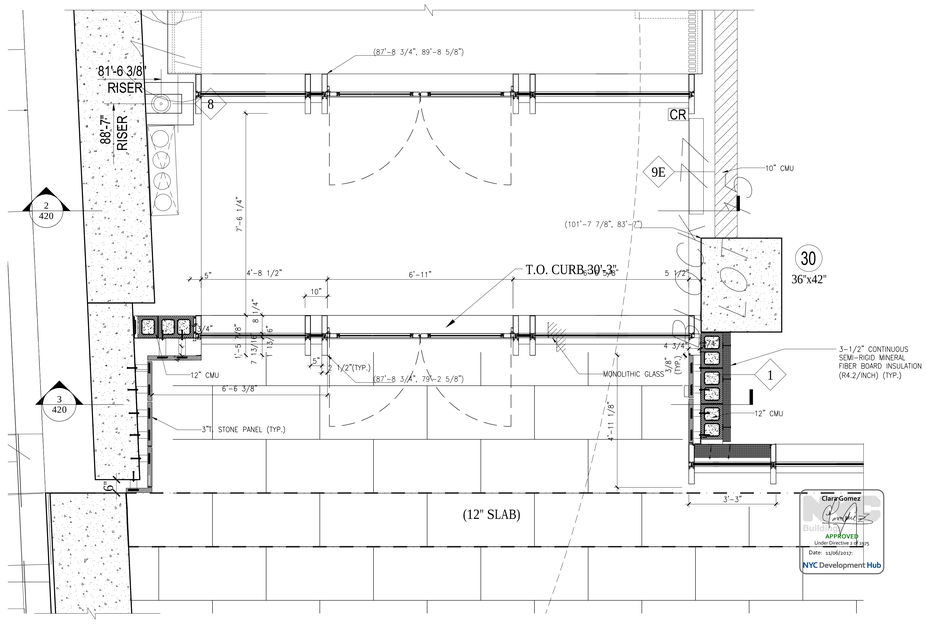

1 WEST ENTRANCE PLAN
SCALE: 1/2" = 1'-0"

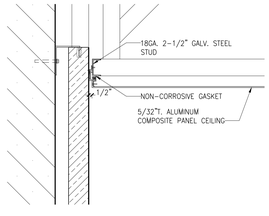

5 WEST RESIDENTIAL ENTRANCE
SECTION DETAIL AT END OF CEILING PANEL
SCALE: 1-1/2" = 1'-0"

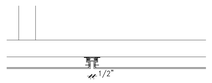

4 WEST RESIDENTIAL ENTRANCE
SECTION DETAIL
AT METAL PANEL JOINT
SCALE: 1-1/2" = 1'-0"

NOTES:

Number:	Date:	Revision:
3	10/30/2017	ISSUED TO DOB
2	06/14/2017	ISSUED FOR CONSTRUCTION
1	03/31/2017	95% CD SUBMISSION

Project:
130 WILLIAM STREET
130 WILLIAM STREET
NEW YORK, NY 10038

Client:
THE LIGHTSTONE GROUP
130 WILLIAM STREET PROPERTY OWNER LLC
460 PARK AVE, 13TH FLOOR
NEW YORK, NY 10022
(212) 616-9971

Architect:
HILL | WEST
ARCHITECTS
11 BROADWAY
17TH FLOOR
NEW YORK, NY 10004
T. 212 213 8007

Creative Director
Adjaye Associates
415 Broadway, 3rd Fl.
New York, NY 10013
(212) 965-8477

Building Structures:
McNamara Salvia
62 West 45th Street, 11th Fl.
New York, NY 10036
(212) 246-9800

MEP Engineer:
Ventrop ECG, LLC
365 W 34th Street, 3rd Fl.
New York, NY 10001
(212) 244-5060

Exterior Facade Consultant:
Gilsanz Murray Steficek, LLP
129 West 27th Street, 5th Fl.
New York, NY 10001
(212) 254-0030

Landscape Architect:
Weintraub Diaz, LLC
19 New Street
Nyack, NY 10960
(845) 353-2500

Civil Engineer & Acoustic Consultant:
AKRF Engineering PC
440 Park Avenue South, 7th Fl.
New York, NY 10016
(646) 388-9829

IT & Security Consultant:
Anj Communications
133 Sunny Ridge Road
Harrison, New York 10528
(914) 967-1967

Pool Consultant:
Integrated Aquatics
Engineering, Inc.
75 Shewell Ave
Doylestown, PA 18901
(215) 230-8623

Elevator Consultant:
Jenkins and Huntington
1251 Avenue of the Americas
New York, NY 10020
(212)-696-1818

DOB STAMPS & SIGNATURES:

DWG TITLE:
WEST ENTRANCE PLANS
AND SECTIONS
NB#121192903

SEAL & SIGNATURE:
REGISTERED ARCHITECT
DAVID CHARLES WEST
No. 020851
STATE OF NEW YORK

DATE: 10/30/2017
PROJECT #: 14A26
SCALE: AS NOTED
DWG NO. A-420.00

J:\A25 US Wilkins Draft_Dwing Sets\TC_Submissions

DEPT OF BLDGS 421309825 Job Number
E507535956S Scan Code

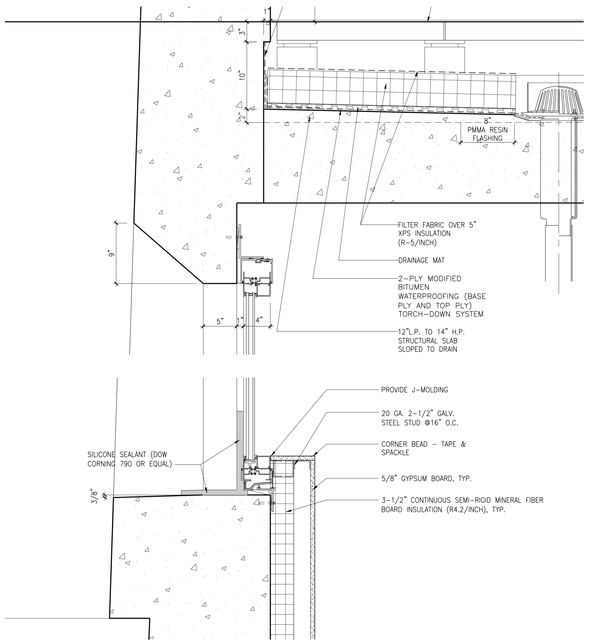

3 WINDOW SECTION DETAIL AT WEST ENTRANCE ABOVE 2ND FLOOR
SCALE: 1-1/2"1'-0"

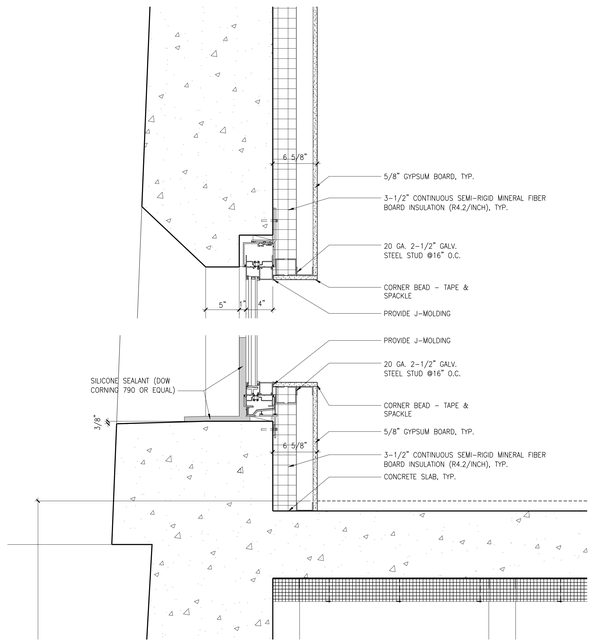

2 WINDOW SECTION DETAIL AT WEST ENTRANCE 2ND FLOOR
SCALE: 1-1/2"1'-0"

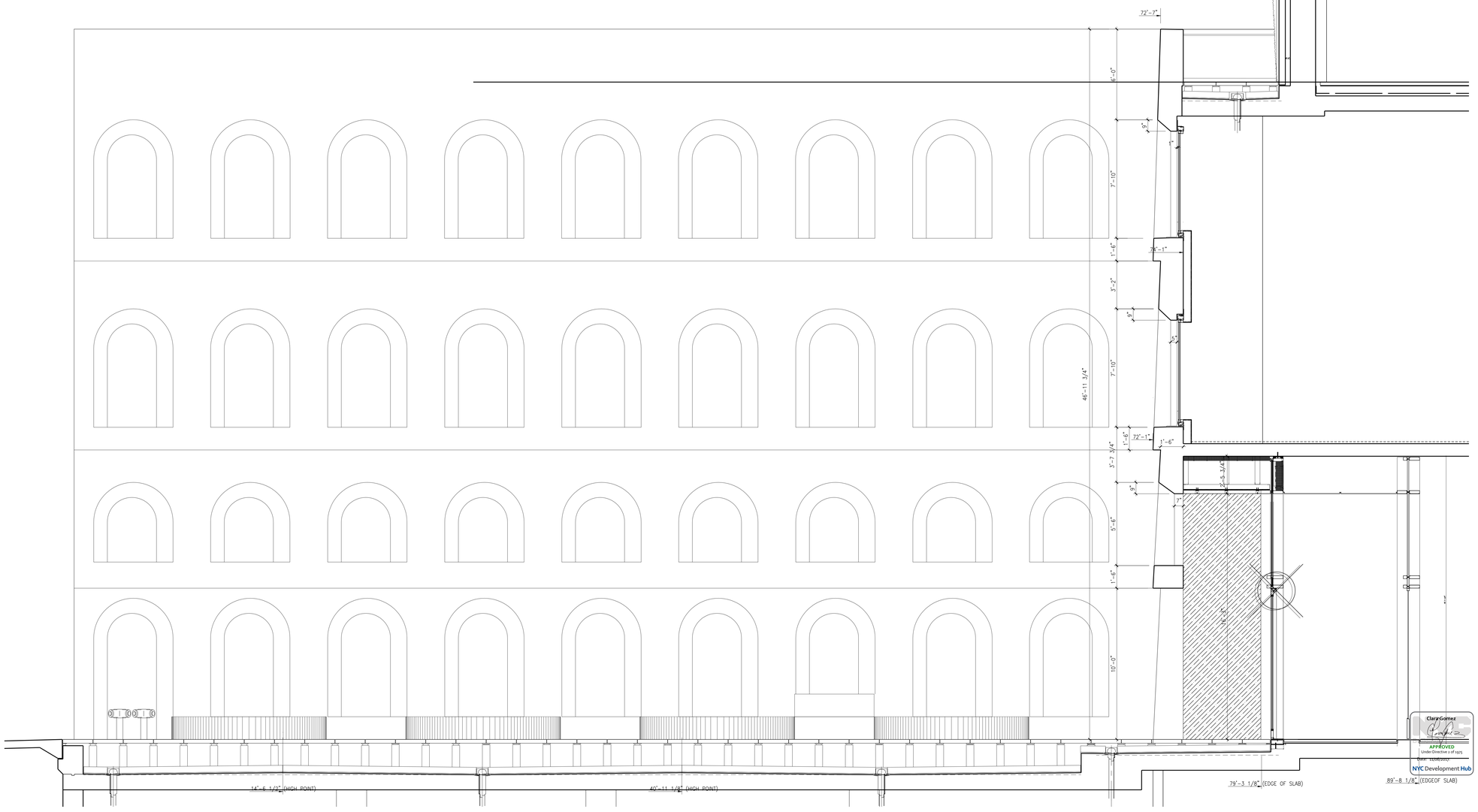

1 WEST ENTRANCE SECTION & ELEVATION
SCALE: 3/8"=1'-0"

NOTES:

Number:	Date:	Revision:
3	10/30/2017	ISSUED TO DOB
2	06/14/2017	ISSUED FOR CONSTRUCTION
1	03/31/2017	95% CD SUBMISSION

Project:
130 WILLIAM STREET
130 WILLIAM STREET
NEW YORK, NY 10038

Client:
THE LIGHTSTONE GROUP
130 WILLIAM STREET PROPERTY OWNER LLC
460 PARK AVE, 13TH FLOOR
NEW YORK, NY 10022
(212) 616-9971

Architect:
HILL | WEST ARCHITECTS
11 BROADWAY
17TH FLOOR
NEW YORK, NY 10004
T. 212 213 8007

Creative Director
Adjaye Associates
415 Broadway, 3rd Fl.
New York, NY 10013
(212) 965-8477

Building Structures:
McNamara Salvia
62 West 45th Street, 11th Fl.
New York, NY 10036
(212) 246-9800

MEP Engineer:
Ventrop ECG, LLC
365 W 34th Street, 3rd Fl.
New York, NY 10001
(212) 244-5060

Exterior Facade Consultant:
Gilsanz Murray Steficek, LLP
129 West 27th Street, 5th Fl.
New York, NY 10001
(212) 254-0030

Landscape Architect:
Weintraub Diaz, LLC
19 New Street
Nyack, NY 10960
(845) 353-2500

Civil Engineer & Acoustic Consultant:
AKRF Engineering PC
440 Park Avenue South, 7th Fl.
New York, NY 10016
(646) 388-9829

IT & Security Consultant:
Anj Communications
133 Sunny Ridge Road
Harrison, New York 10528
(914) 967-1967

Pool Consultant:
Integrated Aquatics Engineering, Inc.
75 Shewell Ave
Doylestown, PA 18901
(215) 230-8623

Elevator Consultant:
Jenkins and Huntington
1251 Avenue of the Americas
New York, NY 10020
(212)-696-1818

DOB STAMPS & SIGNATURES:

DWG TITLE:
WEST ENTRANCE
NORTH ELEVATION, SECTION, & SECTION DETAILS
NB#121192903

SEAL & SIGNATURE:
REGISTERED ARCHITECT CHARLES WEST OF NEW YORK

DATE: 10/30/2017
PROJECT #: 14A26
SCALE: AS NOTED
DWG NO. A-421.00

J:\14A26 130 William St\arch_Drawing Sets\15_Submissions

DEPT OF BLDGS 121192903 Job Number
E395228F999 Scan Code

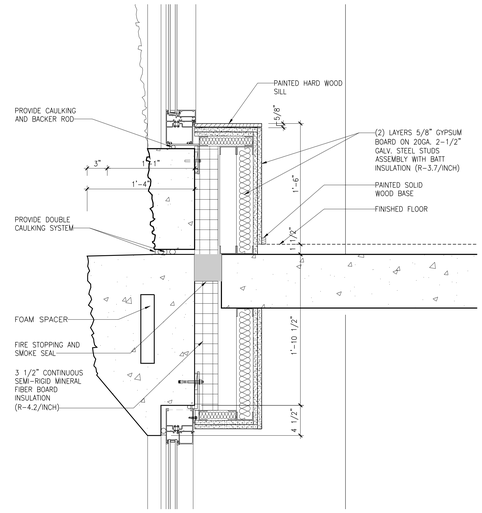

3 6TH FLOOR PRECAST WALL SECTION DETAIL AT NORTH
SCALE: 1-1/2" = 1'-0"

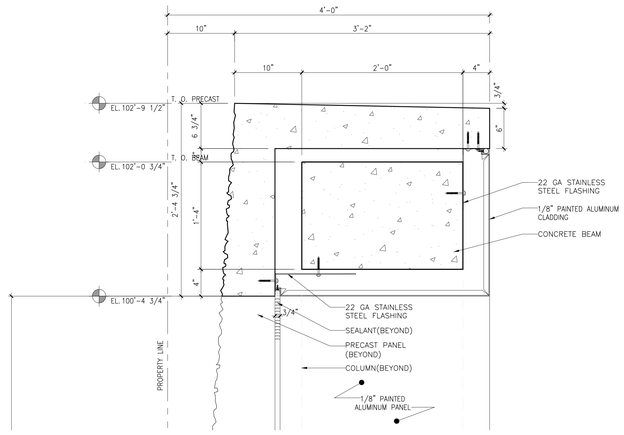

5 4TH FLOOR TERRACE PRECAST CONCRETE BAND SECTION DETAIL AT NORTH
SCALE: 1-1/2" = 1'-0"

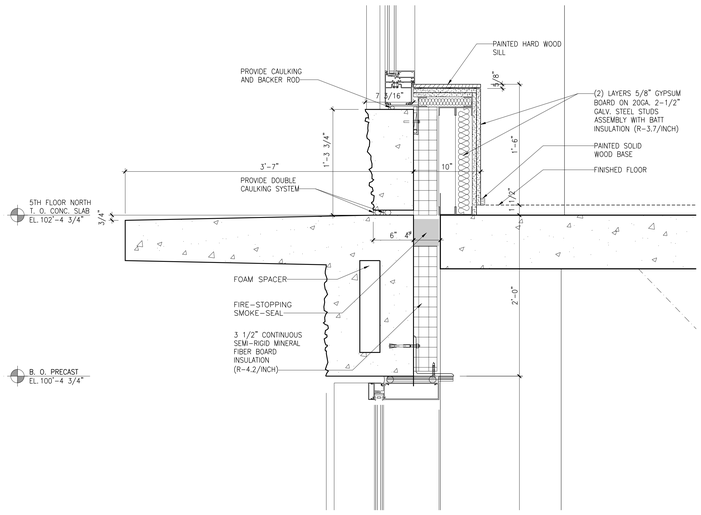

2 5TH FLOOR PRECAST WALL SECTION DETAIL AT NORTH
SCALE: 1-1/2" = 1'-0"

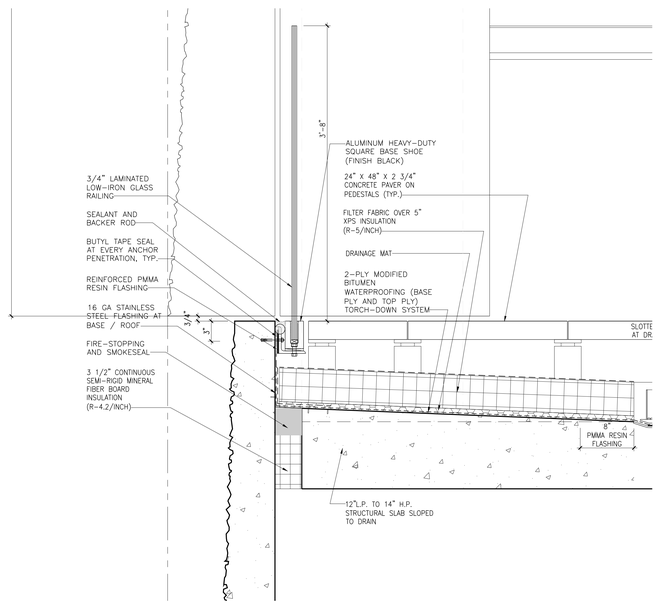

4 4TH FLOOR TERRACE GUARDRAIL SECTION DETAIL AT NORTH
SCALE: 1-1/2" = 1'-0"

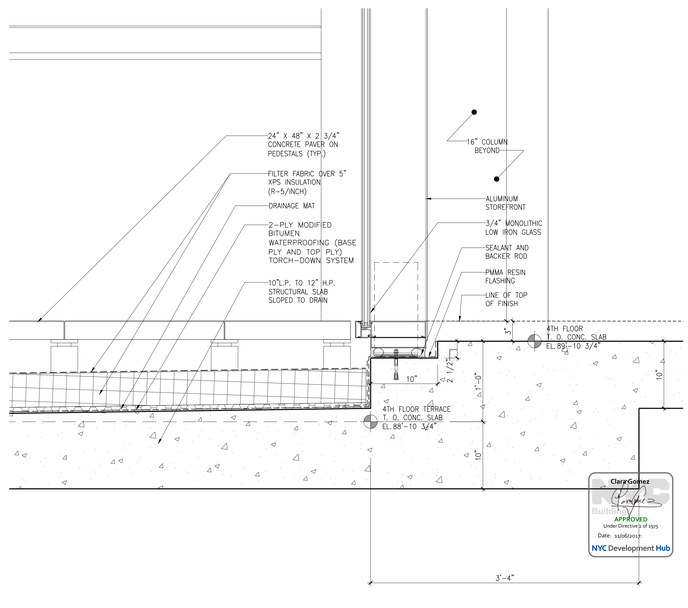

1 4TH FLOOR TERRACE SECTION DETAIL AT NORTH
SCALE: 1-1/2" = 1'-0"

NOTES:

Number:	Date:	Revision:
3	10/30/2017	ISSUED TO DOB
2	06/14/2017	ISSUED FOR CONSTRUCTION
1	03/31/2017	95% CD SUBMISSION

Project:
130 WILLIAM STREET
130 WILLIAM STREET
NEW YORK, NY 10038

Client:
THE LIGHTSTONE GROUP
130 WILLIAM STREET PROPERTY OWNER LLC
460 PARK AVE, 13TH FLOOR
NEW YORK, NY 10022
(212) 616-9971

Architect:
HILL | WEST ARCHITECTS
11 BROADWAY
17TH FLOOR
NEW YORK, NY 10004
T. 212 213 8007

Creative Director
Adjaye Associates
415 Broadway, 3rd Fl.
New York, NY 10013
(212) 965-8477

Building Structures:
McNamara Salvia
62 West 45th Street, 11th Fl.
New York, NY 10036
(212) 246-9800

MEP Engineer:
Ventrop ECG, LLC
365 W 34th Street, 3rd Fl.
New York, NY 10001
(212) 244-5060

Exterior Facade Consultant:
Gilsanz Murray Steficek, LLP
129 West 27th Street, 5th Fl.
New York, NY 10001
(212) 254-0030

Landscape Architect:
Weintraub Diaz, LLC
19 New Street
Nyack, NY 10960
(845) 353-2500

Civil Engineer & Acoustic Consultant:
AKRF Engineering PC
440 Park Avenue South, 7th Fl.
New York, NY 10016
(646) 388-9829

IT & Security Consultant:
Anj Communications
133 Sunny Ridge Road
Harrison, New York 10528
(914) 967-1967

Pool Consultant:
Integrated Aquatics Engineering, Inc.
75 Sbewell Ave
Doylestown, PA 18901
(215) 230-8623

Elevator Consultant:
Jenkins and Huntington
1251 Avenue of the Americas
New York, NY 10020
(212)-696-1818

DOB STAMPS & SIGNATURES:

DWG TITLE:
EXTERIOR WALL SECTION DETAILS NORTH-SOUTH I
NB#121192903

SEAL & SIGNATURE:
REGISTERED ARCHITECT
DAVID CHARLES WEST
No. 022857
STATE OF NEW YORK

DATE: 10/30/2017
PROJECT #: 14A26
SCALE: AS NOTED
DWG NO. A-430.00

J:\14A26 130 William Street\ Drawing Sets\15_Submissions

DEPT OF BLDGS 121192903 Job Number
E529736006YD Scan Code

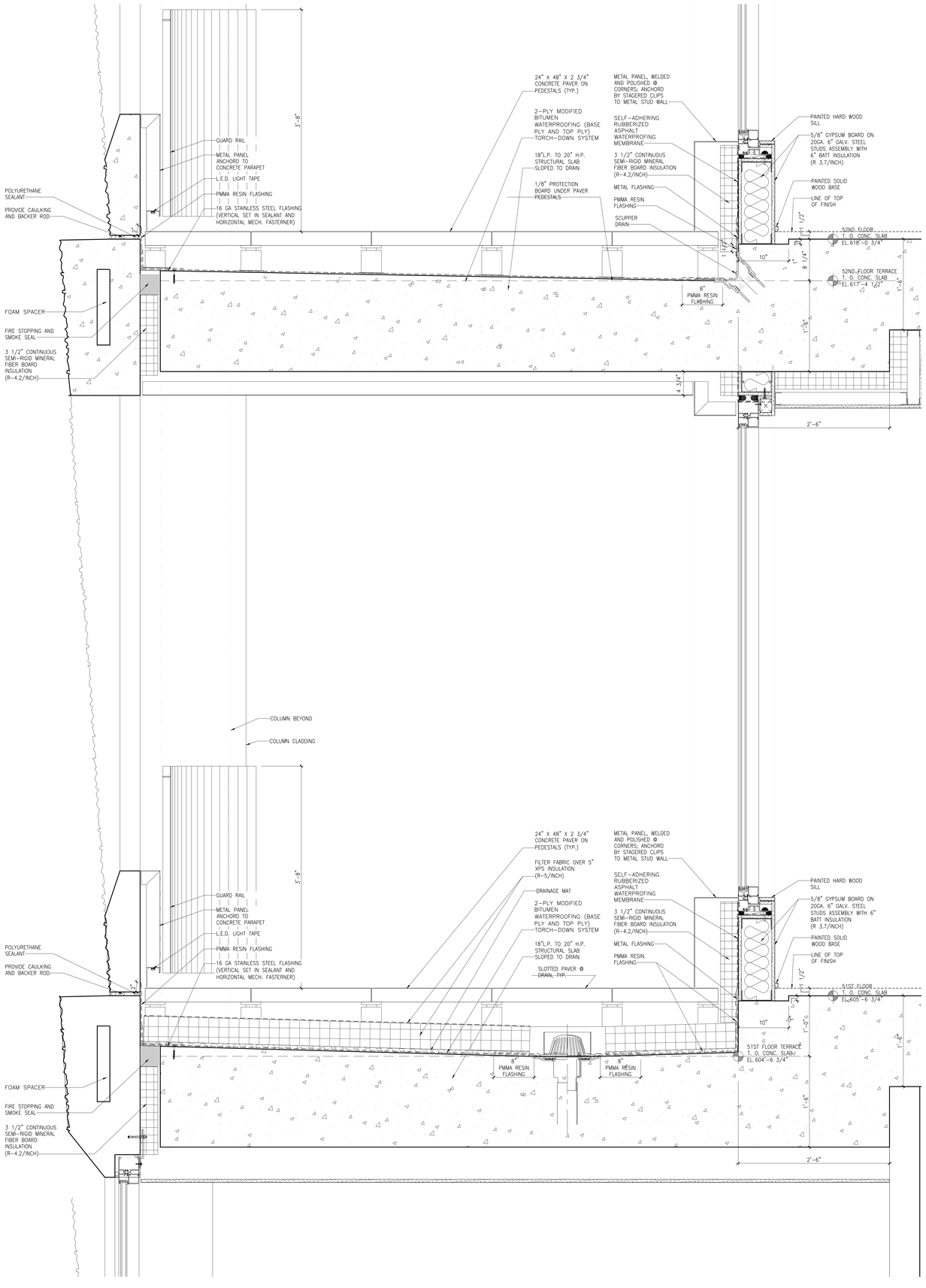

4 51ST TO 52ND FLOOR LOGGIA EXTERIOR WINDOW SECTION DETAIL AT PRECAST CONCRETE WALL
SCALE: 1-1/2" = 1'-0"

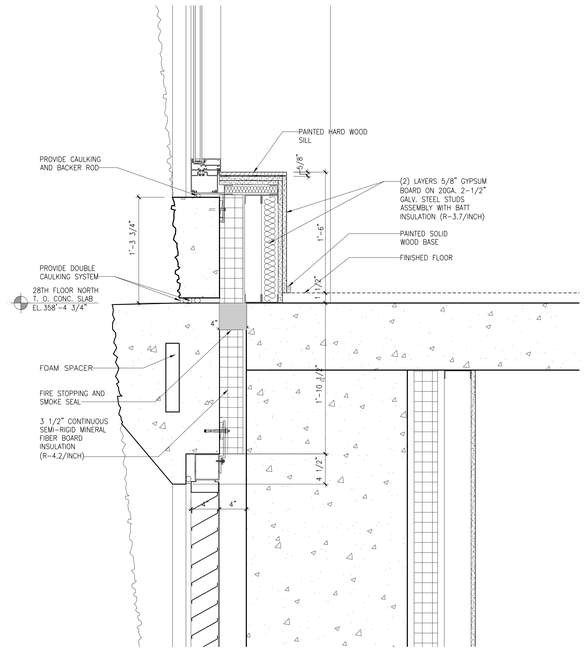

3 28TH FLOOR PRECAST PANEL SECTION DETAIL AT NORTH
SCALE: 1-1/2" = 1'-0"

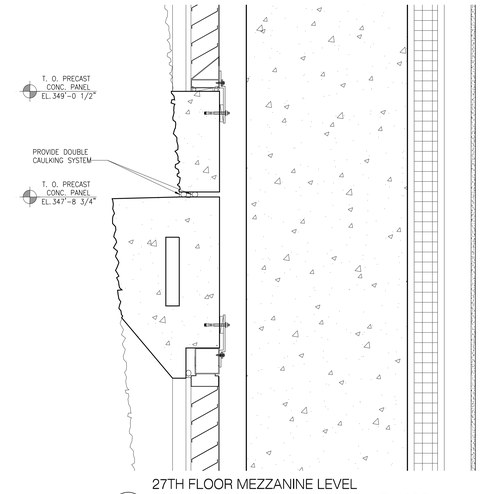

2 27TH FLOOR MEZZANINE LEVEL PRECAST PANEL SECTION DETAIL AT NORTH
SCALE: 1-1/2" = 1'-0"

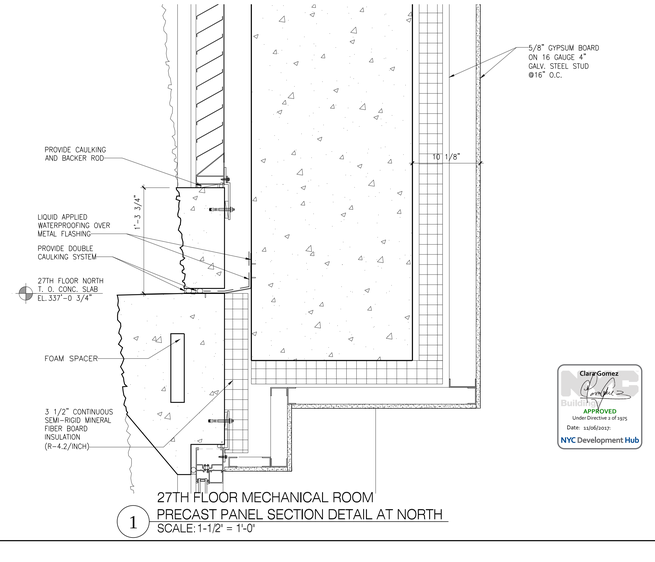

1 27TH FLOOR MECHANICAL ROOM PRECAST PANEL SECTION DETAIL AT NORTH
SCALE: 1-1/2" = 1'-0"

NOTES:

Number:	Date:	Revision:
3	10/30/2017	ISSUED TO DOB
2	06/14/2017	ISSUED FOR CONSTRUCTION
1	03/31/2017	95% CD SUBMISSION

Project:
130 WILLIAM STREET
130 WILLIAM STREET
NEW YORK, NY 10038

Client:
THE LIGHTSTONE GROUP
130 WILLIAM STREET PROPERTY OWNER LLC
460 PARK AVE, 13TH FLOOR
NEW YORK, NY 10022
(212) 616-9971

Architect:
HILL | WEST ARCHITECTS
11 BROADWAY
17TH FLOOR
NEW YORK, NY 10004
T. 212 213 8007

Creative Director
Adjaye Associates
415 Broadway, 3rd Fl.
New York, NY 10013
(212) 965-8477

Building Structures:
McNamara Salvia
62 West 45th Street, 11th Fl.
New York, NY 10036
(212) 246-9800

MEP Engineer:
Ventrop ECG, LLC
365 W 34th Street, 3rd Fl.
New York, NY 10001
(212) 244-5060

Exterior Facade Consultant:
Gilsanz Murray Steficek, LLP
129 West 27th Street, 5th Fl.
New York, NY 10001
(212) 254-0030

Landscape Architect:
Weintraub Diaz, LLC
19 New Street
Nyack, NY 10960
(845) 353-2500

Civil Engineer & Acoustic Consultant:
AKRF Engineering PC
440 Park Avenue South, 7th Fl.
New York, NY 10016
(646) 388-9829

IT & Security Consultant:
Anj Communications
133 Sunny Ridge Road
Harrison, New York 10528
(914) 967-1967

Pool Consultant:
Integrated Aquatics Engineering, Inc.
75 Shewell Ave
Doylestown, PA 18901
(215) 230-8623

Elevator Consultant:
Jenkins and Huntington
1251 Avenue of the Americas
New York, NY 10020
(212)-696-1818

DOB STAMPS & SIGNATURES:

Clare Gomez
APPROVED
Under Directive 1 of 1975
Date: 11/06/2017
NYC Development Hub

DWG TITLE:
EXTERIOR WALL SECTION DETAILS NORTH-SOUTH II
NB#121192903

SEAL & SIGNATURE:
REGISTERED ARCHITECT JOHN CHARLES WEST 020853 STATE OF NEW YORK

DATE: 10/30/2017
PROJECT #: 14A26
SCALE: AS NOTED
DWG NO. A-431.00

J:\14A26 130 William Street\ Drawing Sets\15_Submissions

DEPT OF BLDGS 121192903 Job Number
B2016050313S Scan Code

4 TUBE ELEVATION
SCALE: 1/2" = 1'-0"



NOTE: SEE A-436, A-946, A-947.

5 UNROLLED TUBE ELEVATION
SCALE: 3" = 1'-0"

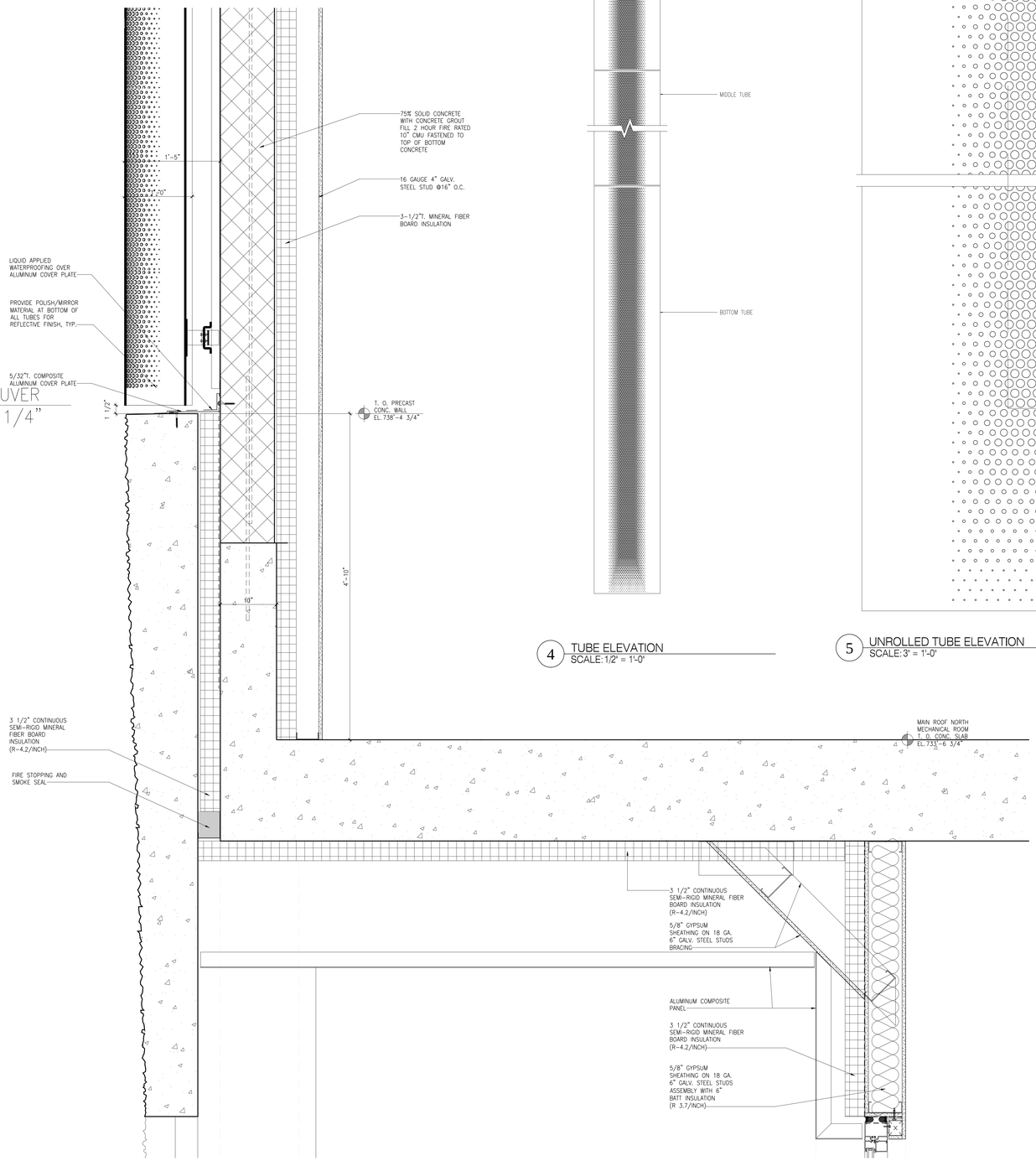

3 MAIN ROOF NORTH MECHANICAL ROOM & LOGGIA CEILING SECTION DETAIL
SCALE: 1-1/2" = 1'-0"

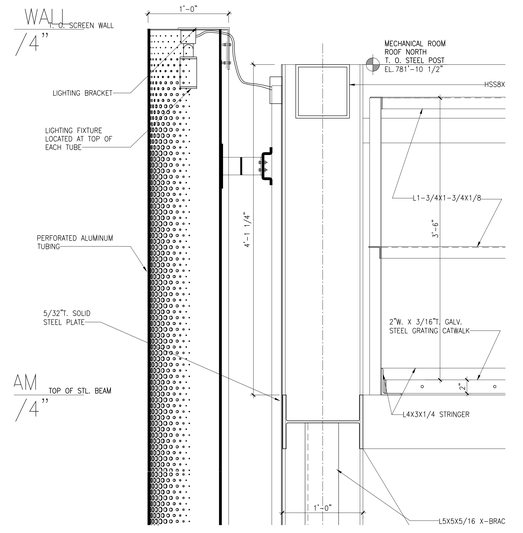

2 MECHANICAL ROOM ROOF NORTH SECTION DETAIL AT CONCRETE CURB
SCALE: 1-1/2" = 1'-0"

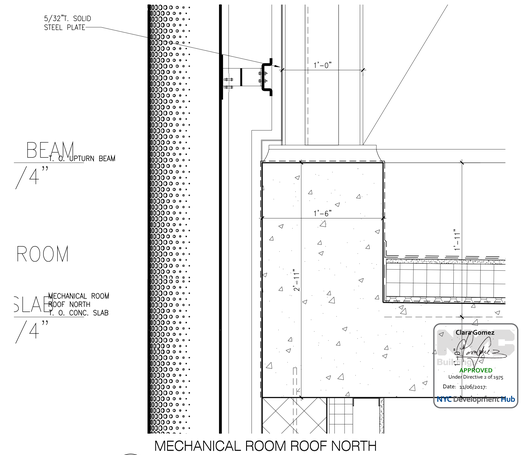

1 MECHANICAL ROOM ROOF NORTH SECTION DETAIL AT CONCRETE CURB
SCALE: 1-1/2" = 1'-0"

NOTES:

Number:	Date:	Revision:
3	10/30/2017	ISSUED TO DOB
2	06/14/2017	ISSUED FOR CONSTRUCTION
1	03/31/2017	95% CD SUBMISSION

Project:
130 WILLIAM STREET
130 WILLIAM STREET
NEW YORK, NY 10038

Client:
THE LIGHTSTONE GROUP
130 WILLIAM STREET PROPERTY OWNER LLC
460 PARK AVE, 13TH FLOOR
NEW YORK, NY 10022
(212) 616-9971

Architect:
HILL | WEST ARCHITECTS
11 BROADWAY
17TH FLOOR
NEW YORK, NY 10004
T. 212 213 8007

Creative Director
Adjaye Associates
415 Broadway, 3rd Fl.
New York, NY 10013
(212) 965-8477

Building Structures:
McNamara Salvia
62 West 45th Street, 11th Fl.
New York, NY 10036
(212) 246-9800

MEP Engineer:
Ventrop ECG, LLC
365 W 34th Street, 3rd Fl.
New York, NY 10001
(212) 244-5060

Exterior Facade Consultant:
Gilsanz Murray Steficek, LLP
129 West 27th Street, 5th Fl.
New York, NY 10001
(212) 254-0030

Landscape Architect:
Weintraub Diaz, LLC
19 New Street
Nyack, NY 10960
(845) 353-2500

Civil Engineer & Acoustic Consultant:
AKRF Engineering PC
440 Park Avenue South, 7th Fl.
New York, NY 10016
(646) 388-9829

IT & Security Consultant:
Anj Communications
133 Sunny Ridge Road
Harrison, New York 10528
(914) 967-1967

Pool Consultant:
Integrated Aquatics Engineering, Inc.
75 Shewell Ave
Doylestown, PA 18901
(215) 230-8623

Elevator Consultant:
Jenkins and Huntington
1251 Avenue of the Americas
New York, NY 10020
(212)-696-1818

DOB STAMPS & SIGNATURES:

DWG TITLE:
EXTERIOR WALL SECTION DETAILS NORTH-SOUTH III
NB#121192903

SEAL & SIGNATURE:
REGISTERED ARCHITECT CHARLES WEST OF NEW YORK 030857

DATE: 10/30/2017
PROJECT #: 14A26
SCALE: AS NOTED
A-432.00
DWG NO.

© 2017 130 William Street | Drawing Sets | 01_Submissions

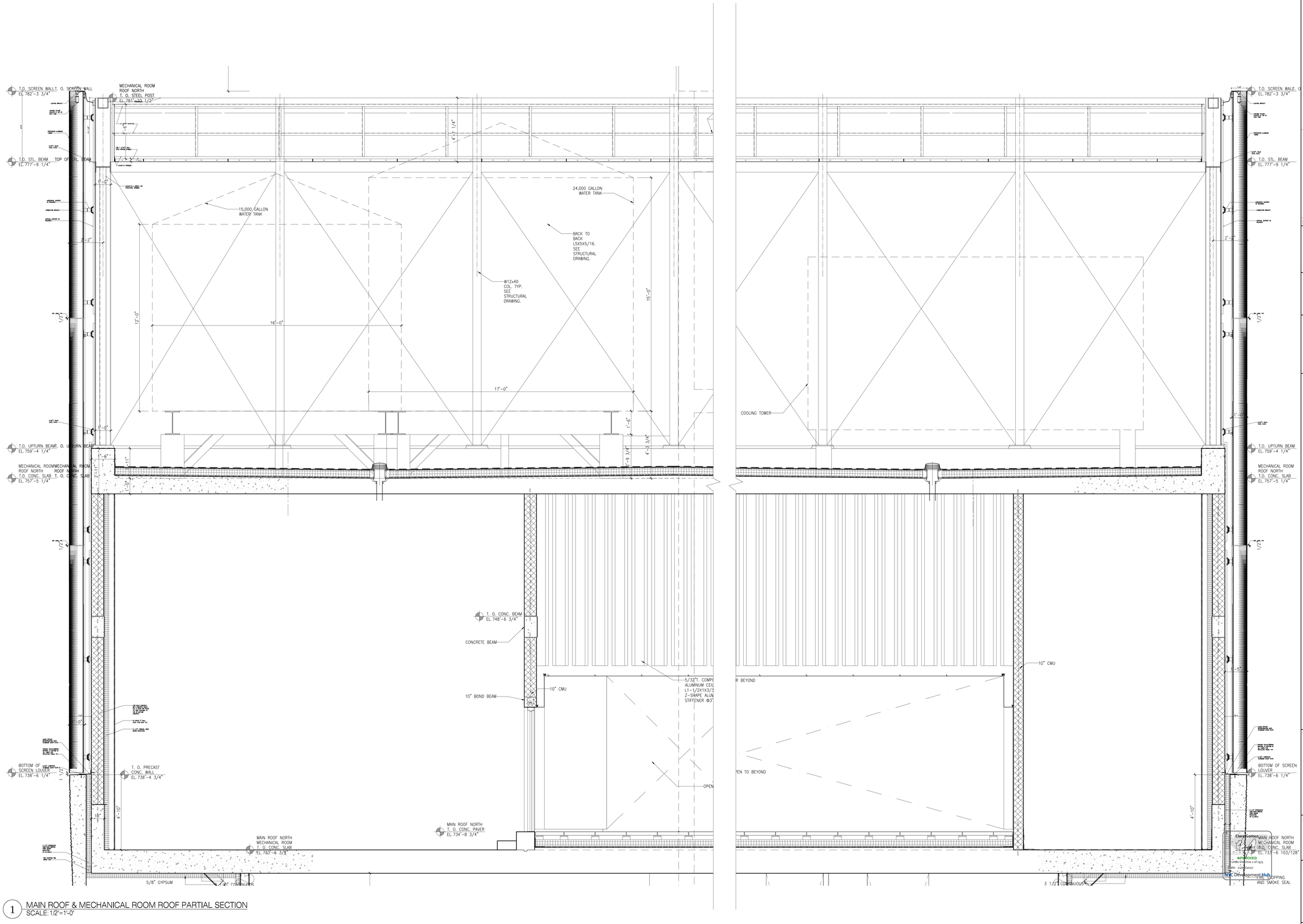

1 MAIN ROOF & MECHANICAL ROOM ROOF PARTIAL SECTION
SCALE: 1/2"=1'-0"

NOTES:

Number:	Date:	Revision:
3	10/30/2017	ISSUED TO DOB
2	06/14/2017	ISSUED FOR CONSTRUCTION
1	03/31/2017	95% CD SUBMISSION

Project:
130 WILLIAM STREET
130 WILLIAM STREET
NEW YORK, NY 10038

Client:
THE LIGHTSTONE GROUP
130 WILLIAM STREET PROPERTY OWNER LLC
460 PARK AVE, 13TH FLOOR
NEW YORK, NY 10022
(212) 616-9971

Architect:
HILL | WEST ARCHITECTS
11 BROADWAY
17TH FLOOR
NEW YORK, NY 10004
T. 212 213 8007

Creative Director
Adjaye Associates
415 Broadway, 3rd Fl.
New York, NY 10013
(212) 965-8477

Building Structures:
McNamara Salvia
62 West 45th Street, 11th Fl.
New York, NY 10036
(212) 246-9800

MEP Engineer:
Ventrop ECG, LLC
365 W 34th Street, 3rd Fl.
New York, NY 10001
(212) 244-5060

Exterior Facade Consultant:
Gilsanz Murray Steficek, LLP
129 West 27th Street, 5th Fl.
New York, NY 10001
(212) 254-0030

Landscape Architect:
Weintraub Diaz, LLC
19 New Street
Nyack, NY 10960
(845) 353-2500

Civil Engineer & Acoustic Consultant:
AKRF Engineering PC
440 Park Avenue South, 7th Fl.
New York, NY 10016
(646) 388-9829

IT & Security Consultant:
Anj Communications
133 Sunny Ridge Road
Harrison, New York 10528
(914) 967-1967

Pool Consultant:
Integrated Aquatics Engineering, Inc.
75 Shewell Ave
Doylestown, PA 18901
(215) 230-8623

Elevator Consultant:
Jenkins and Huntington
1251 Avenue of the Americas
New York, NY 10020
(212)-696-1818

DOB STAMPS & SIGNATURES:

DWG TITLE:
EXTERIOR WALL SECTION DETAILS NORTH-SOUTH IV
NB#121192903

SEAL & SIGNATURE:
REGISTERED ARCHITECT DAVID CHARLES WEST 020803 STATE OF NEW YORK

DATE: 10/30/2017
PROJECT #: 14A26
SCALE: AS NOTED
DWG NO. A-433.00

J:\ACS 130 William Street\Drawing Sets\170_Submissions

DEPT OF BLDGS 121192903 Job Number
ES#795/2/03 Scan Code

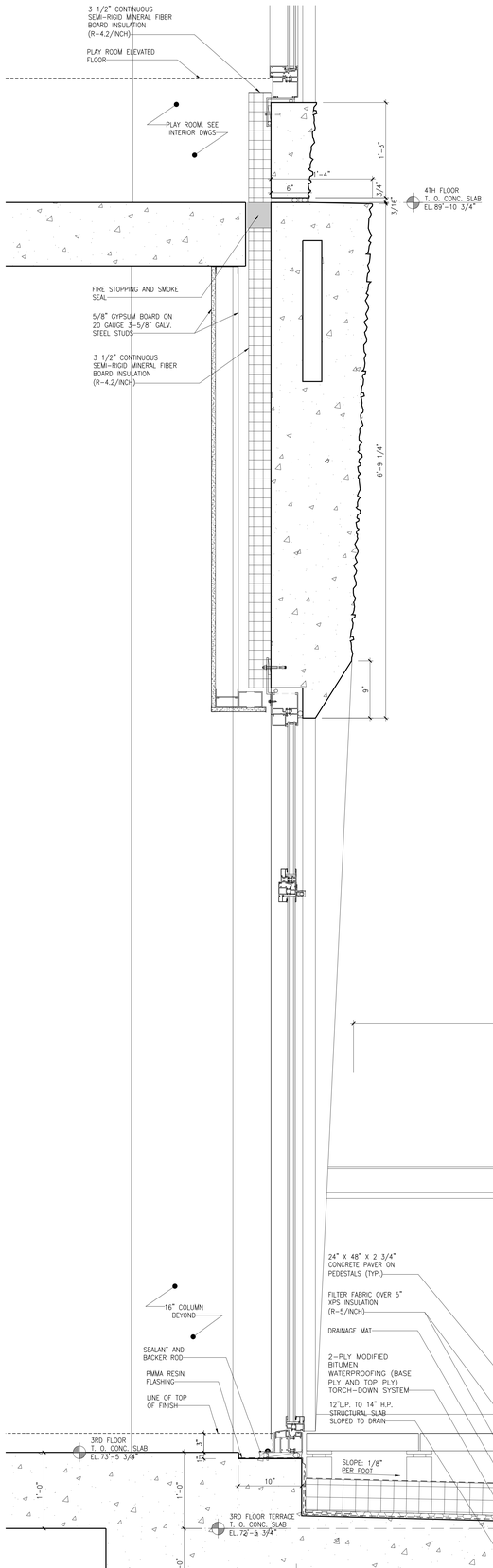

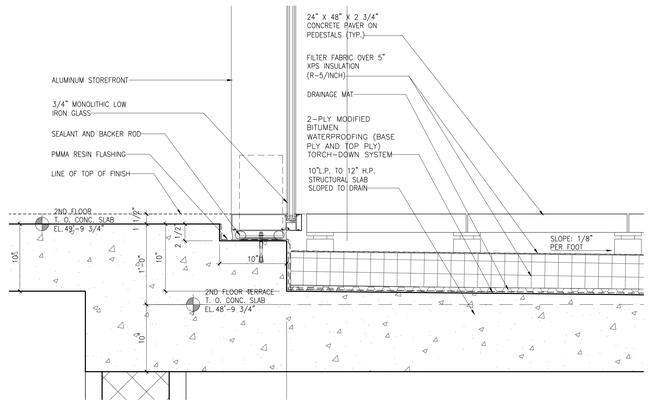

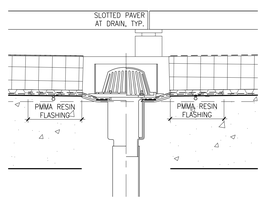

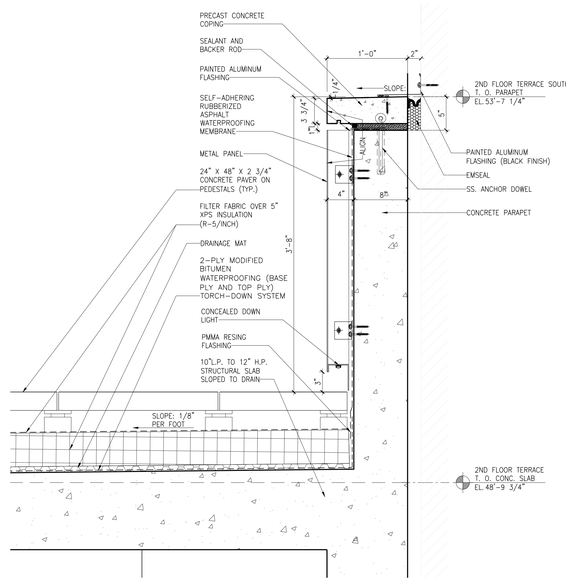

1 2ND FLOOR TERRACE SOUTH SECTION DETAIL
SCALE: 1-1/2" = 1'-0"

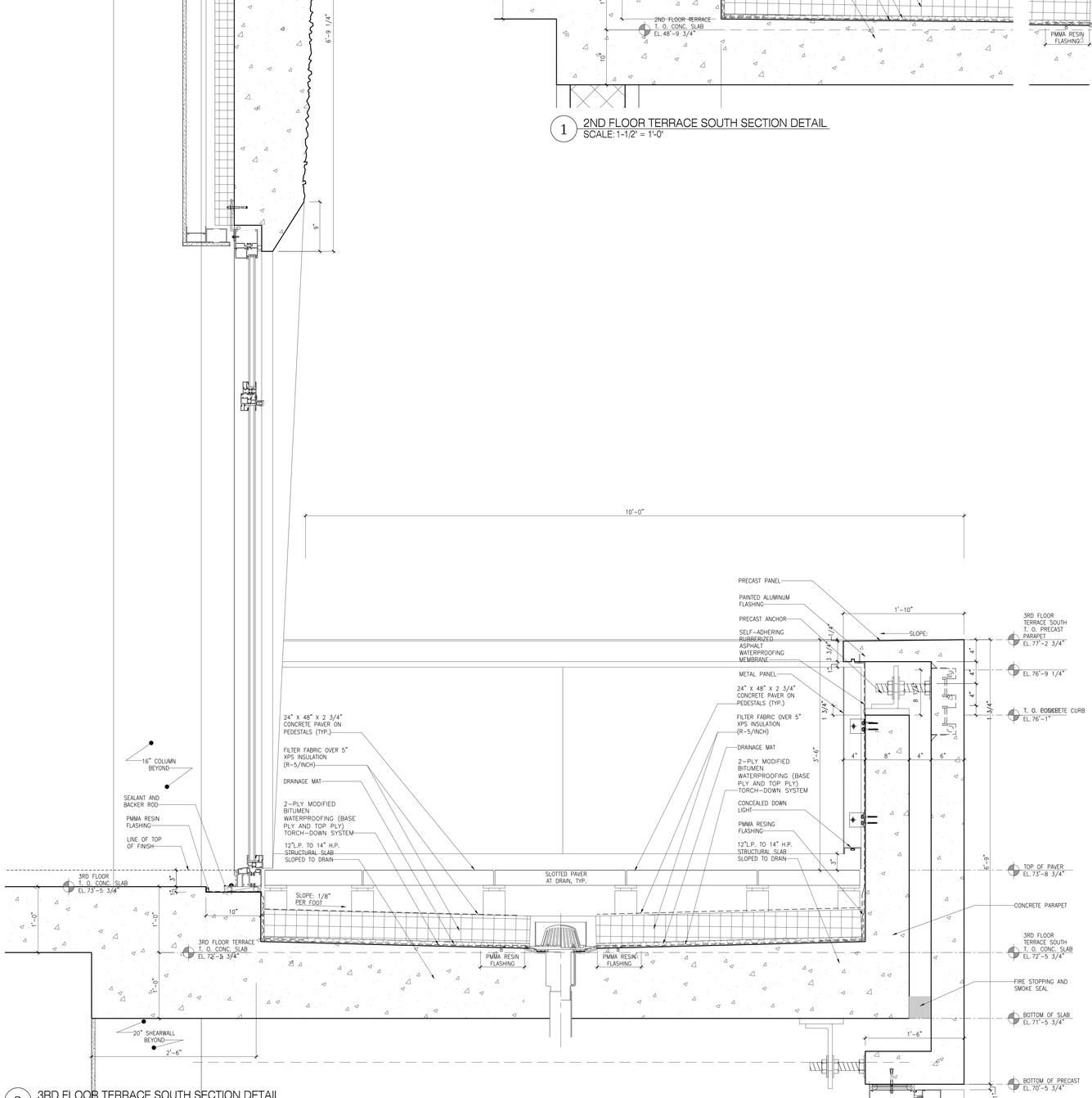

2 3RD FLOOR TERRACE SOUTH SECTION DETAIL
SCALE: 1-1/2" = 1'-0"

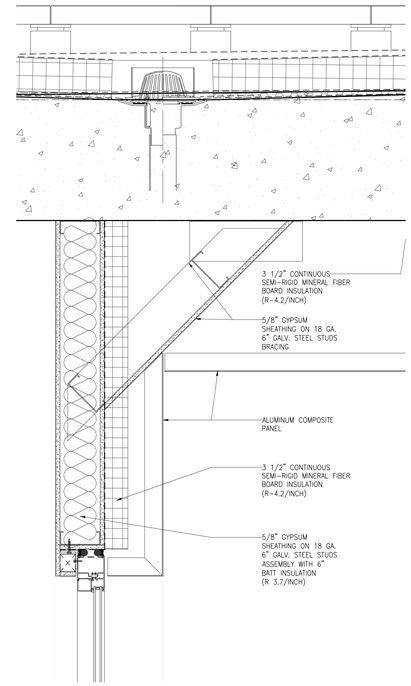

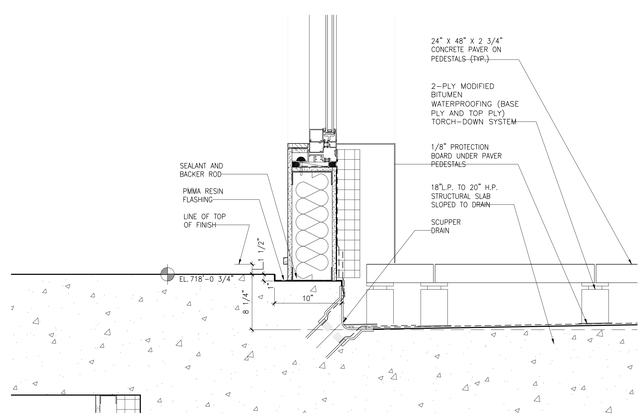

3 60TH FLOOR SECTION DETAIL
SCALE: 1-1/2" = 1'-0"

NOTES:

Number:	Date:	Revision:
4	10/30/2017	ISSUED TO DOB
3	08/15/2017	ASI-004 LOGGIA TERRACE DRAINS
2	06/14/2017	ISSUED FOR CONSTRUCTION
1	03/31/2017	95% CD SUBMISSION

Project:
130 WILLIAM STREET
130 WILLIAM STREET
NEW YORK, NY 10038

Client:
THE LIGHTSTONE GROUP
130 WILLIAM STREET PROPERTY OWNER LLC
460 PARK AVE, 13TH FLOOR
NEW YORK, NY 10022
(212) 616-9971

Architect:
HILL | WEST ARCHITECTS
11 BROADWAY
17TH FLOOR
NEW YORK, NY 10004
T. 212 213 8007

Creative Director
Adjaye Associates
415 Broadway, 3rd Fl.
New York, NY 10013
(212) 965-8477

Building Structures:
McNamara Salvia
62 West 45th Street, 11th Fl.
New York, NY 10036
(212) 246-5800

MEP Engineer:
Ventrop ECG, LLC
365 W 34th Street, 3rd Fl.
New York, NY 10001
(212) 244-5060

Exterior Facade Consultant:
Gilsanz Murray Steficek, LLP
129 West 27th Street, 5th Fl.
New York, NY 10001
(212) 254-0030

Landscape Architect:
Weintraub Diaz, LLC
19 New Street
Nyack, NY 10960
(845) 353-2500

Civil Engineer & Acoustic Consultant:
AKRF Engineering PC
440 Park Avenue South, 7th Fl.
New York, NY 10016
(646) 388-9829

IT & Security Consultant:
Anj Communications
133 Sunny Ridge Road
Harrison, New York 10528
(914) 967-1967

Pool Consultant:
Integrated Aquatics Engineering, Inc.
75 Shewell Ave
Doylestown, PA 18901
(215) 230-8623

Elevator Consultant:
Jenkins and Huntington
1251 Avenue of the Americas
New York, NY 10020
(212)-696-1818

DOB STAMPS & SIGNATURES:

Clare Gomez
NYC Buildings
APPROVED
Under Directive 1 of 1975
Date: 11/06/2017
NYC Development Hub

DWG TITLE:
EXTERIOR WALL SECTION DETAILS NORTH-SOUTH V
NB#121192903

SEAL & SIGNATURE:
REGISTERED ARCHITECT JOHN CHARLES WEST 020857 STATE OF NEW YORK

DATE: 10/30/2017
PROJECT #: 14A26
SCALE: AS NOTED
DWG NO. A-434.00

J:\14A26 130 William Street\ Drawing Sets\15_Submissions

DEPT OF BLDGS 121192903 Job Number
E3100748706 Scan Code

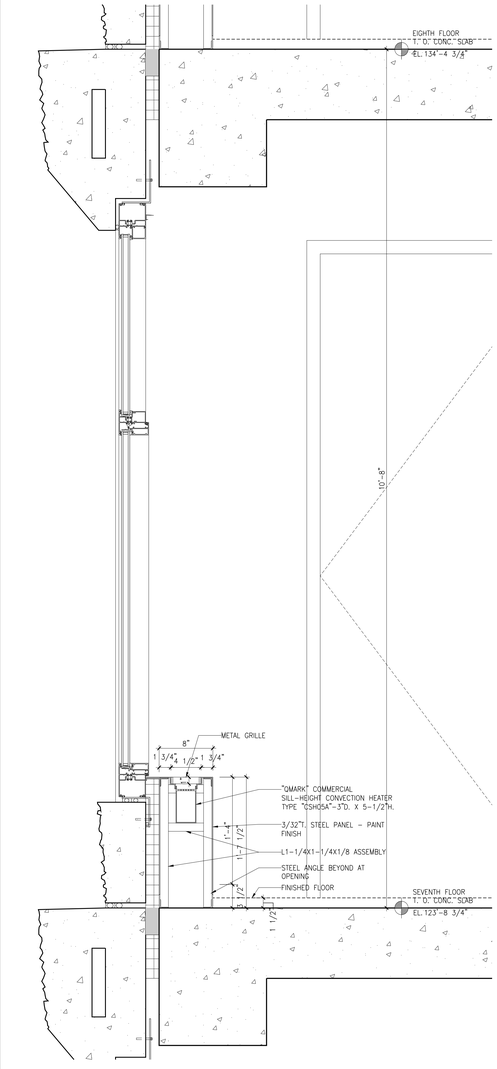

2 HEATER SECTION DETAIL AT ELEVATOR ALCOVE
SCALE: 1-1/2" = 1'-0"

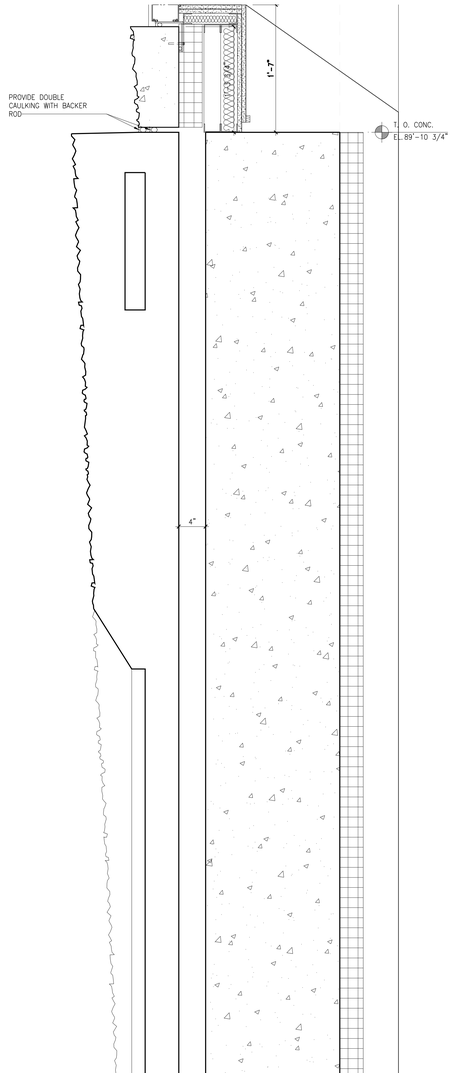

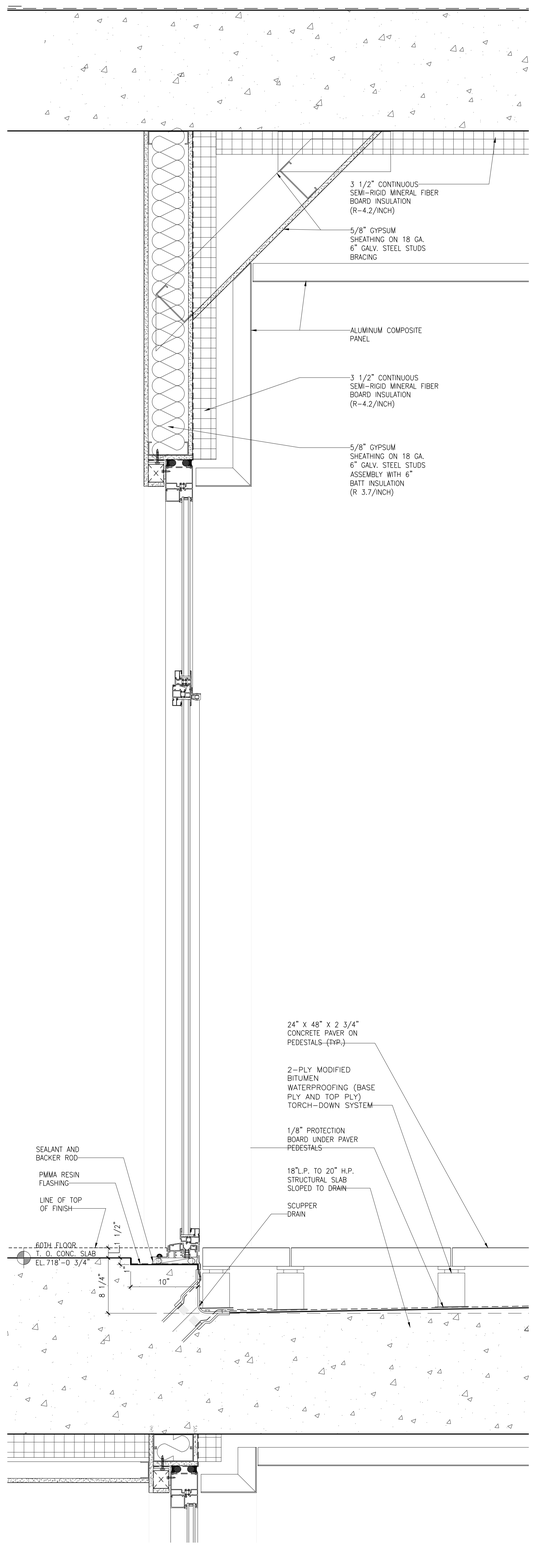

1 60TH FLOOR LOGGIA SOUTH SECTION DETAIL
SCALE: 1-1/2" = 1'-0"

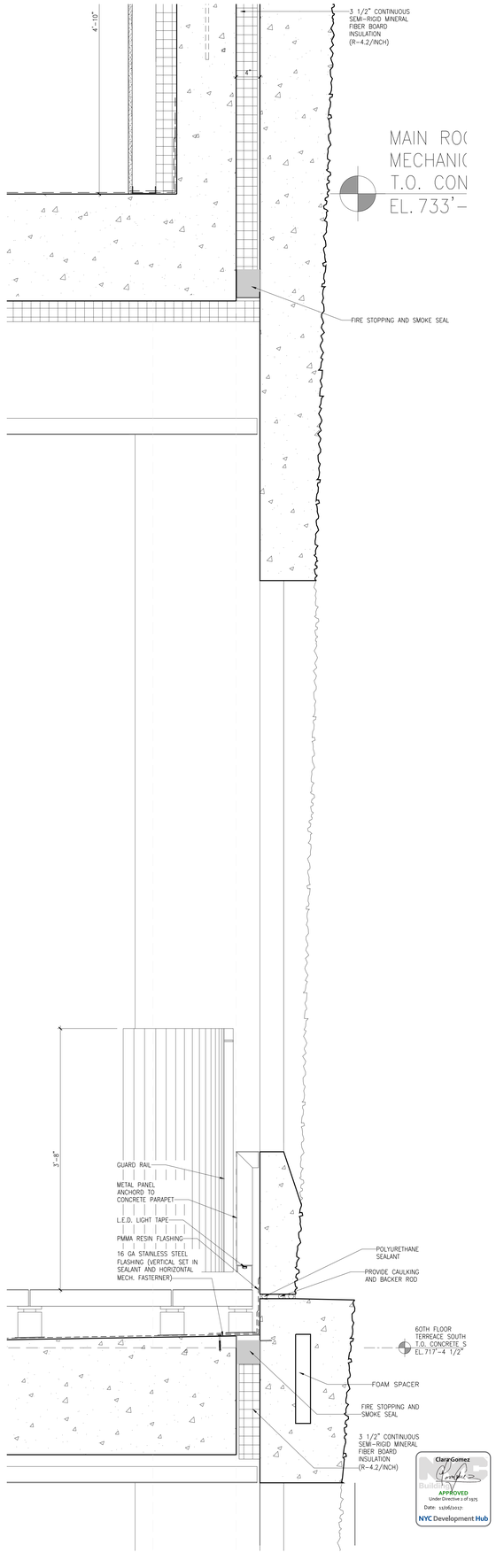

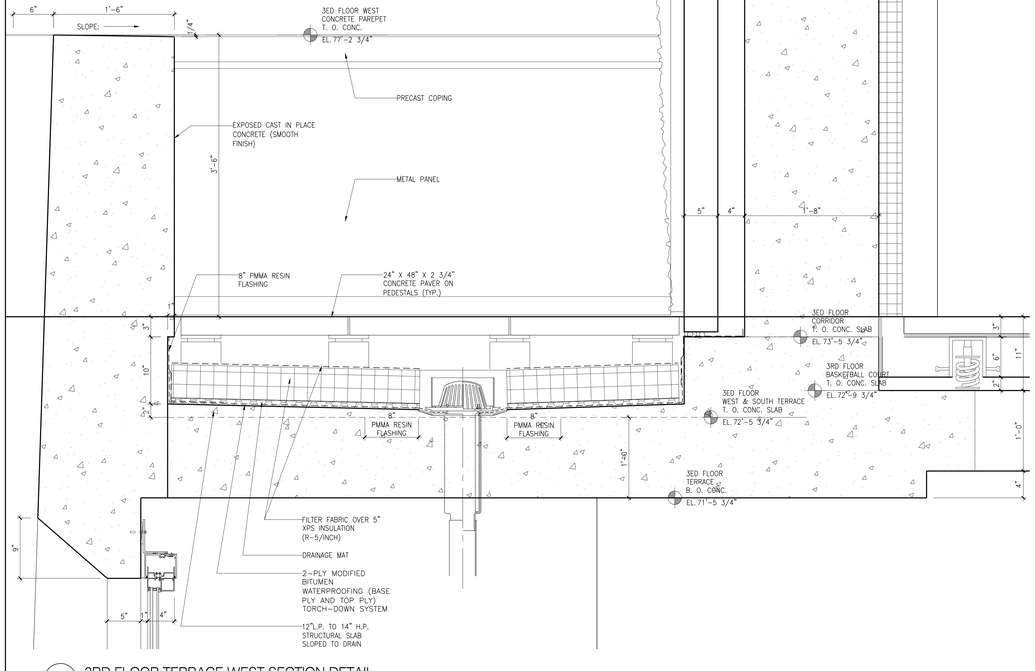

2 3RD FLOOR TERRACE WEST SECTION DETAIL
SCALE: 1-1/2" = 1'-0"

NOTES:

Number:	Date:	Revision:
3	10/30/2017	ISSUED TO DOB
2	06/14/2017	ISSUED FOR CONSTRUCTION
1	03/31/2017	95% CD SUBMISSION

Project:
130 WILLIAM STREET
130 WILLIAM STREET
NEW YORK, NY 10038

Client:
THE LIGHTSTONE GROUP
130 WILLIAM STREET PROPERTY OWNER LLC
460 PARK AVE, 13TH FLOOR
NEW YORK, NY 10022
(212) 616-9971

Architect:
HILL | WEST ARCHITECTS
11 BROADWAY
17TH FLOOR
NEW YORK, NY 10004
T. 212 213 8007

Creative Director
Adjaye Associates
415 Broadway, 3rd Fl.
New York, NY 10013
(212) 965-8477

Building Structures:
McNamara Salvia
62 West 45th Street, 11th Fl.
New York, NY 10036
(212) 246-9800

MEP Engineer:
Ventrop ECG, LLC
365 W 34th Street, 3rd Fl.
New York, NY 10001
(212) 244-5060

Exterior Facade Consultant:
Gilsanz Murray Steficek, LLP
129 West 27th Street, 5th Fl.
New York, NY 10001
(212) 254-0030

Landscape Architect:
Weintraub Diaz, LLC
19 New Street
Nyack, NY 10960
(845) 353-2500

Civil Engineer & Acoustic Consultant:
AKRF Engineering PC
440 Park Avenue South, 7th Fl.
New York, NY 10016
(646) 388-9829

IT & Security Consultant:
Anj Communications
133 Sunny Ridge Road
Harrison, New York 10528
(914) 967-1967

Pool Consultant:
Integrated Aquatics
Engineering, Inc.
75 Sbewell Ave
Doylestown, PA 18901
(215) 230-8623

Elevator Consultant:
Jenkins and Huntington
1251 Avenue of the Americas
New York, NY 10020
(212)-696-1818

DOB STAMPS & SIGNATURES:

Clara Gomez
APPROVED
Under Directive 2 of 1975
Date: 11/16/2017
NYC Development Hub

DWG TITLE:
EXTERIOR WALL
SECTION DETAILS
SOUTH & WEST
NB#121192903

SEAL & SIGNATURE:
REGISTERED ARCHITECT
DAVID CHARLES WEST
026863
STATE OF NEW YORK

DATE: 10/30/2017
PROJECT #: 14A26
SCALE: AS NOTED
DWG NO. A-435.00

J:\14A26 130 William Street\ [Drawing Sets\15_Submissions

DEPT OF BLDGS 121192903 Job Number
E3491551925 Scan Code

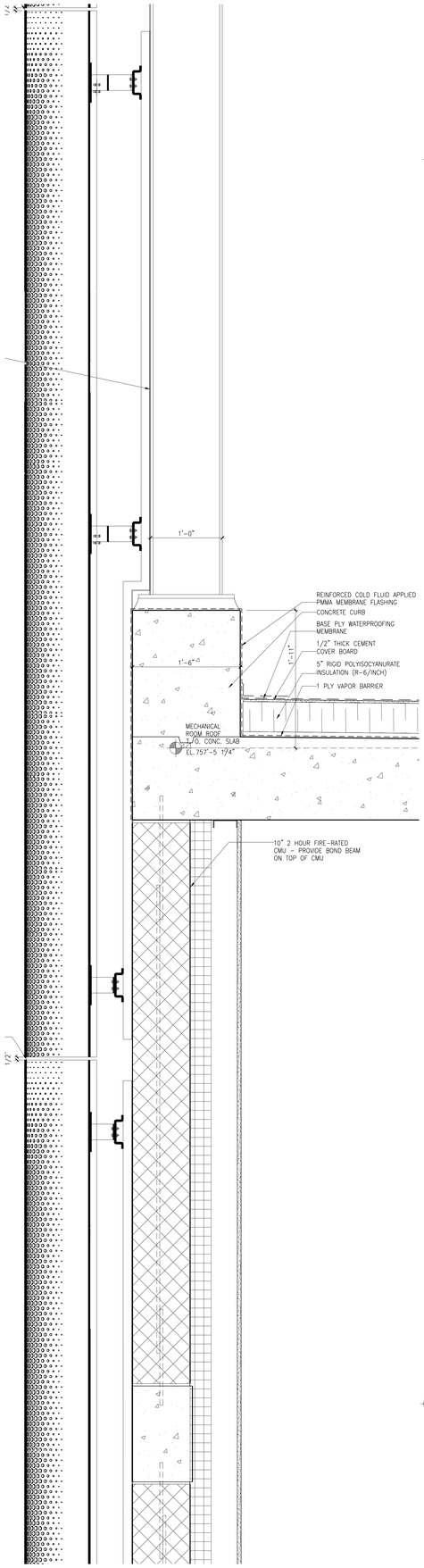

4 MECHANICAL ROOM ROOF EXTERIOR WALL SECTION DETAIL
SCALE: 1-1/2" = 1'-0"

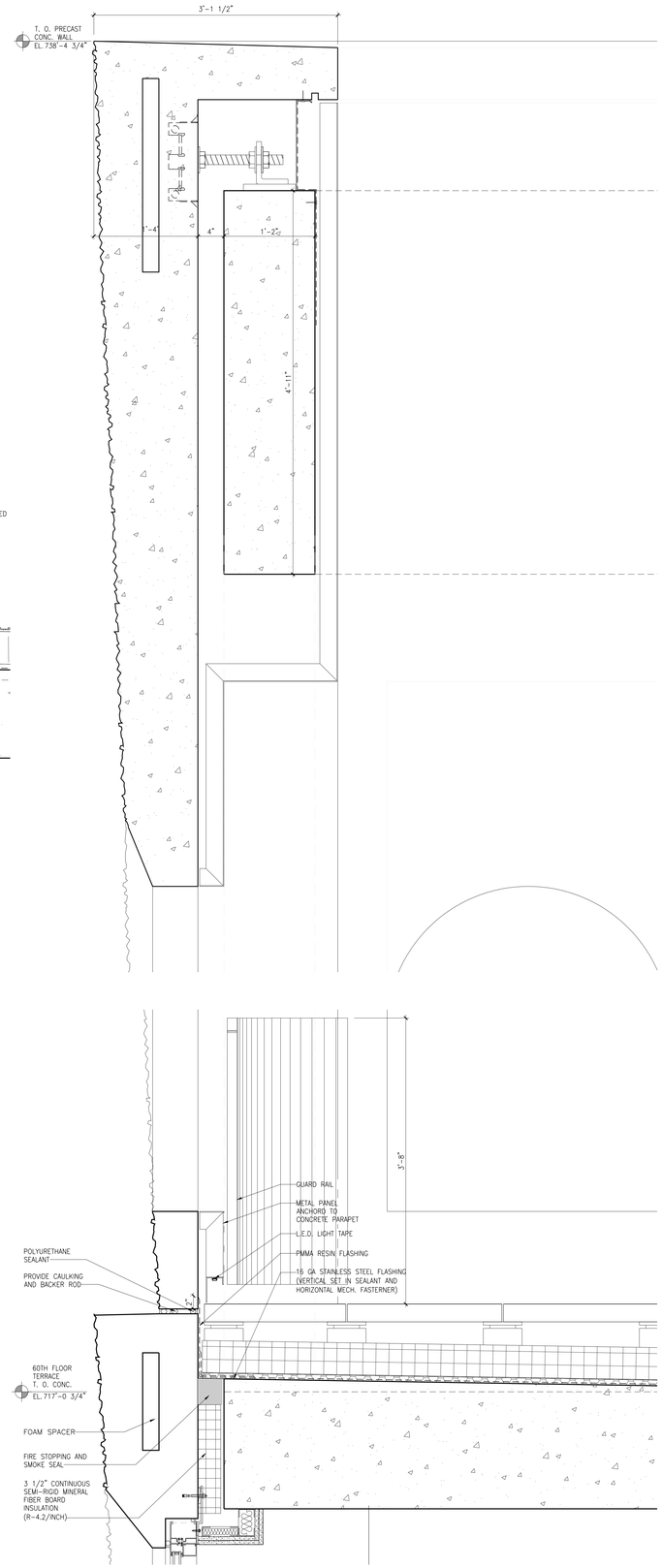

3 60TH FLOOR WEST TERRACE GUARDRAIL & PRECAST SCREEN SECTION DETAIL
SCALE: 1-1/2" = 1'-0"

2 60TH FLOOR WEST TERRACE ROOF DRAIN SECTION DETAIL
SCALE: 1-1/2" = 1'-0"

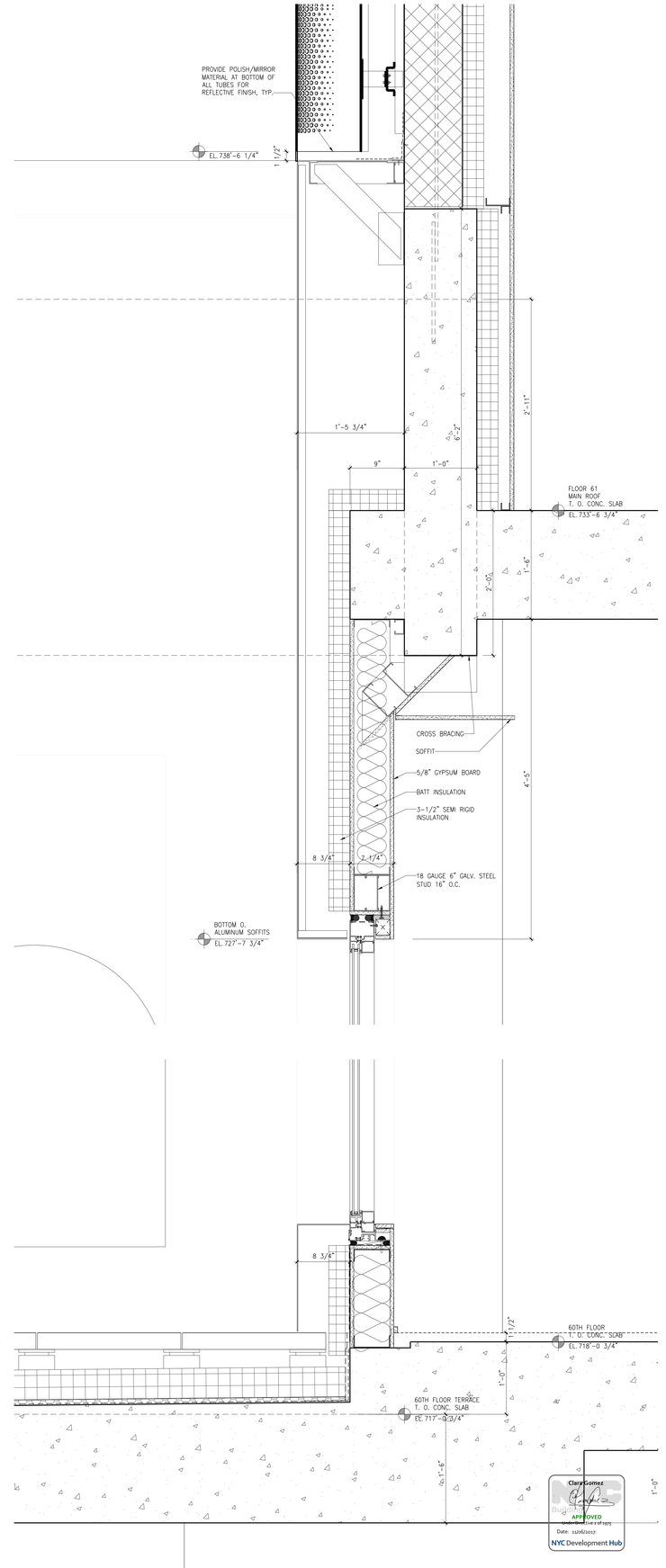

1 60TH FLOOR WEST TERRACE & MAIN ROOF MECHANICAL ROOM PARTIAL EXTERIOR WALL SECTION DETAIL
SCALE: 1-1/2" = 1'-0"

NOTES:

Number:	Date:	Revision:
3	10/30/2017	ISSUED TO DOB
2	06/14/2017	ISSUED FOR CONSTRUCTION
1	03/31/2017	95% CD SUBMISSION

Project:
130 WILLIAM STREET
130 WILLIAM STREET
NEW YORK, NY 10038

Client:
THE LIGHTSTONE GROUP
130 WILLIAM STREET PROPERTY OWNER LLC
460 PARK AVE, 13TH FLOOR
NEW YORK, NY 10022
(212) 616-9971

Architect:
HILL | WEST ARCHITECTS
11 BROADWAY
17TH FLOOR
NEW YORK, NY 10004
T. 212 213 8007

Creative Director
Adjaye Associates
415 Broadway, 3rd Fl.
New York, NY 10013
(212) 965-8477

Building Structures:
McNamara Salvia
62 West 45th Street, 11th Fl.
New York, NY 10036
(212) 246-5800

MEP Engineer:
Ventrop ECG, LLC
365 W 34th Street, 3rd Fl.
New York, NY 10001
(212) 244-5060

Exterior Facade Consultant:
Gilsanz Murray Steficek, LLP
129 West 27th Street, 5th Fl.
New York, NY 10001
(212) 254-0030

Landscape Architect:
Weintraub Diaz, LLC
19 New Street
Nyack, NY 10960
(845) 353-2500

Civil Engineer & Acoustic Consultant:
AKRF Engineering PC
440 Park Avenue South, 7th Fl.
New York, NY 10016
(646) 388-9829

IT & Security Consultant:
Anj Communications
133 Sunny Ridge Road
Harrison, New York 10528
(914) 967-1967

Pool Consultant:
Integrated Aquatics Engineering, Inc.
75 Shewell Ave
Doylestown, PA 18901
(215) 230-8623

Elevator Consultant:
Jenkins and Huntington
1251 Avenue of the Americas
New York, NY 10020
(212)-696-1818

DOB STAMPS & SIGNATURES:

Clark Gomez
Buildings
APPROVED
Date: 11/06/2017
NYC Development Hub

DWG TITLE:
EXTERIOR WALL SECTION DETAILS
WEST FLOOR 60
NB#121192903

SEAL & SIGNATURE:
REGISTERED ARCHITECT JOHN CHARLES SALVIA 020883 STATE OF NEW YORK

DATE: 10/30/2017
PROJECT #: 14A26
SCALE: AS NOTED
DWG NO. A-436.00

J:\14A26 130 William Street\ [Drawing Sets\15_Submissions

DEPT OF BLDGS 321309925 Job Number
E5705950178 Scan Code

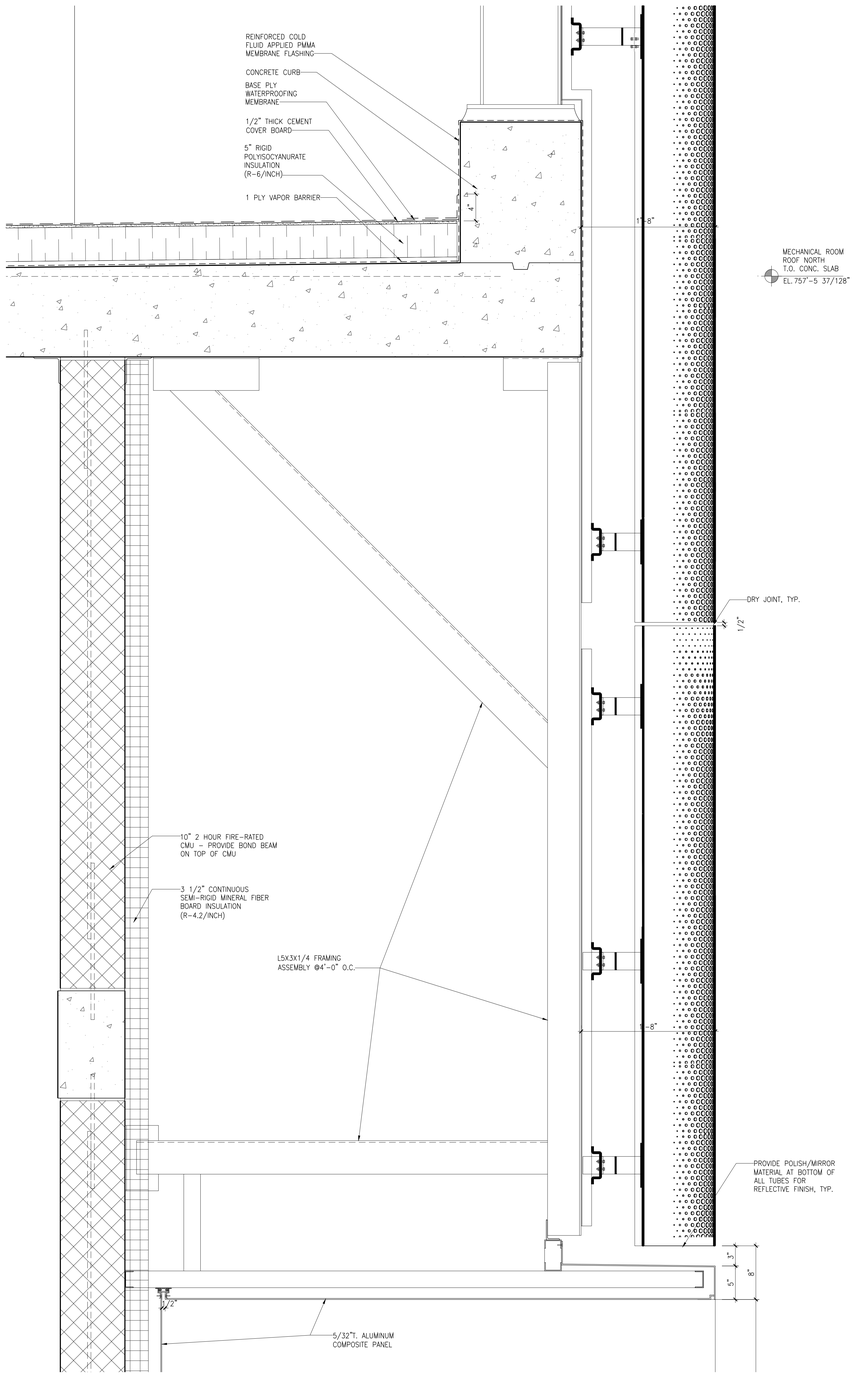

3 MAIN ROOF EAST LOUVER SCREEN SECTION DETAIL
SCALE: 1-1/2" = 1'-0"

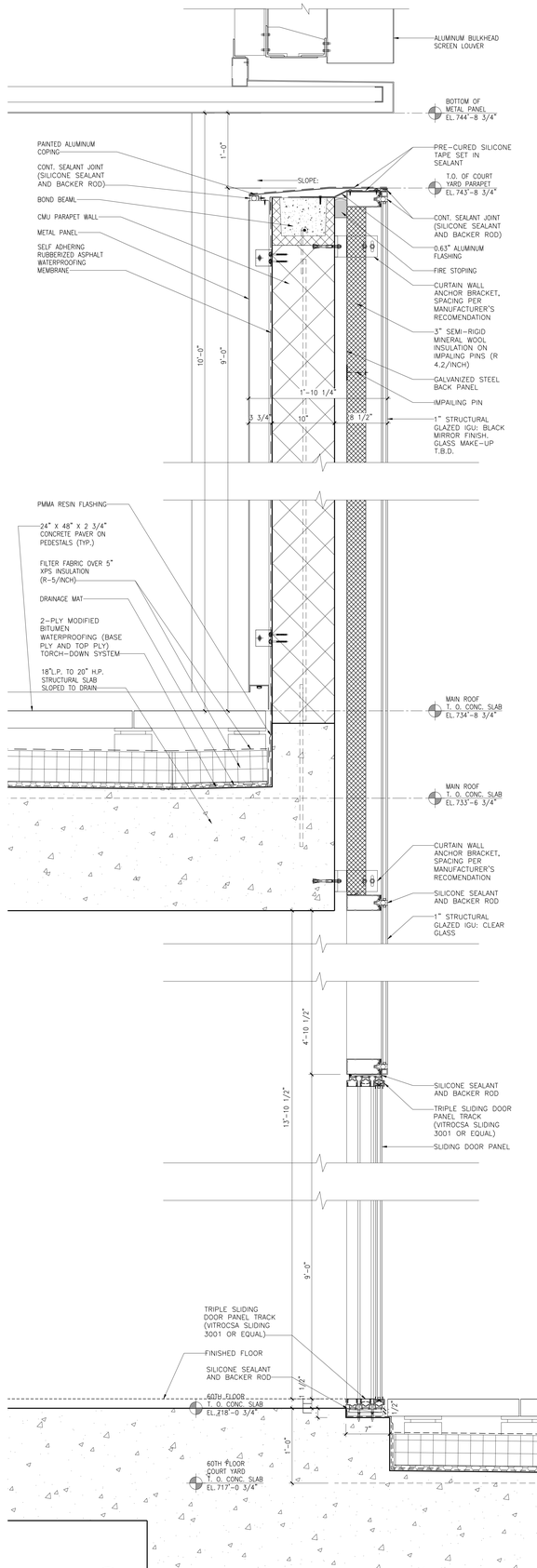

2 MAIN ROOF COURT YARD SECTION DETAIL
SCALE: 1-1/2" = 1'-0"

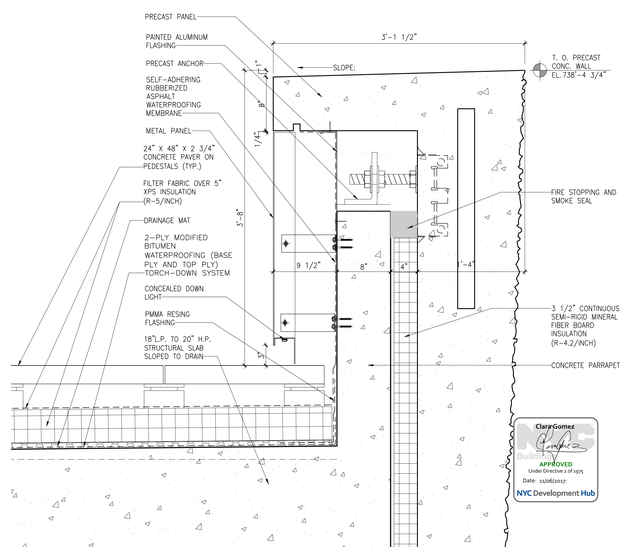

1 MAIN ROOF EAST PARAPET WALL SECTION DETAIL
SCALE: 1-1/2" = 1'-0"

NOTES:

Number:	Date:	Revision:
3	10/30/2017	ISSUED TO DOB
2	06/14/2017	ISSUED FOR CONSTRUCTION
1	03/31/2017	95% CD SUBMISSION

Project:
130 WILLIAM STREET
130 WILLIAM STREET
NEW YORK, NY 10038

Client:
THE LIGHTSTONE GROUP
130 WILLIAM STREET PROPERTY OWNER LLC
460 PARK AVE, 13TH FLOOR
NEW YORK, NY 10022
(212) 616-9971

Architect:
HILL | WEST ARCHITECTS
11 BROADWAY
17TH FLOOR
NEW YORK, NY 10004
T. 212 213 8007

Creative Director
Adjaye Associates
415 Broadway, 3rd Fl.
New York, NY 10013
(212) 965-8477

Building Structures:
McNamara Salvia
62 West 45th Street, 11th Fl.
New York, NY 10036
(212) 246-5800

MEP Engineer:
Ventrop ECG, LLC
365 W 34th Street, 3rd Fl.
New York, NY 10001
(212) 244-5060

Exterior Facade Consultant:
Gilsanz Murray Steficek, LLP
129 West 27th Street, 5th Fl.
New York, NY 10001
(212) 254-0030

Landscape Architect:
Weintraub Diaz, LLC
19 New Street
Nyack, NY 10960
(845) 353-2500

Civil Engineer & Acoustic Consultant:
AKRF Engineering PC
440 Park Avenue South, 7th Fl.
New York, NY 10016
(646) 388-9829

IT & Security Consultant:
Anj Communications
133 Sunny Ridge Road
Harrison, New York 10528
(914) 967-1967

Pool Consultant:
Integrated Aquatics Engineering, Inc.
75 Sherwell Ave
Doylestown, PA 18901
(215) 230-8623

Elevator Consultant:
Jenkins and Huntington
1251 Avenue of the Americas
New York, NY 10020
(212)-696-1818

DOB STAMPS & SIGNATURES:

DWG TITLE:
EXTERIOR WALL SECTION DETAILS
WEST-EAST MAIN ROOF
NB#121192903

Clare Gomez
NYC Buildings
APPROVED
Under Directive 1 of 1975
Date: 11/06/2017
NYC Development Hub

SEAL & SIGNATURE:
REGISTERED ARCHITECT JOHN CHARLES SALVIA 020883 STATE OF NEW YORK

DATE: 10/30/2017
PROJECT #: 14426
SCALE: AS NOTED
DWG NO. A-437.00

J:\14426 130 William Street\ Drawing Sets\ 11_Submissions

DEPT OF BLDGS 121192903 Job Number
E300122701 Scan Code

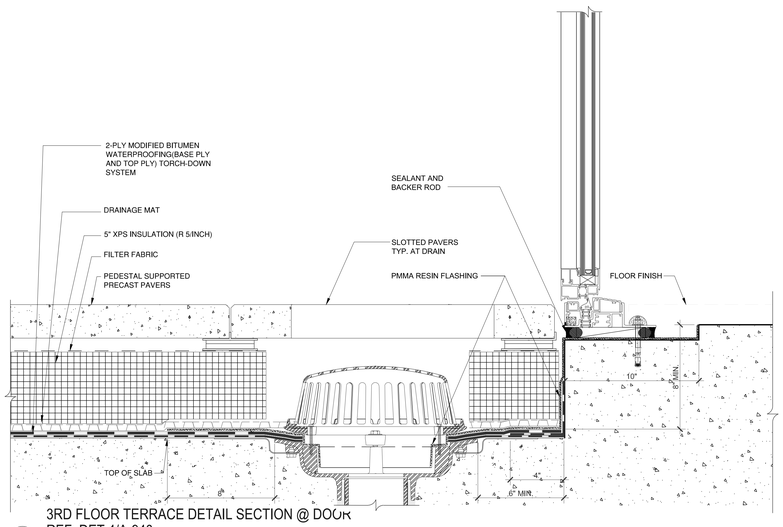

7 3RD FLOOR TERRACE DETAIL SECTION @ DOOR REF: DET 4/A-940
SCALE: 3"=1'-0"

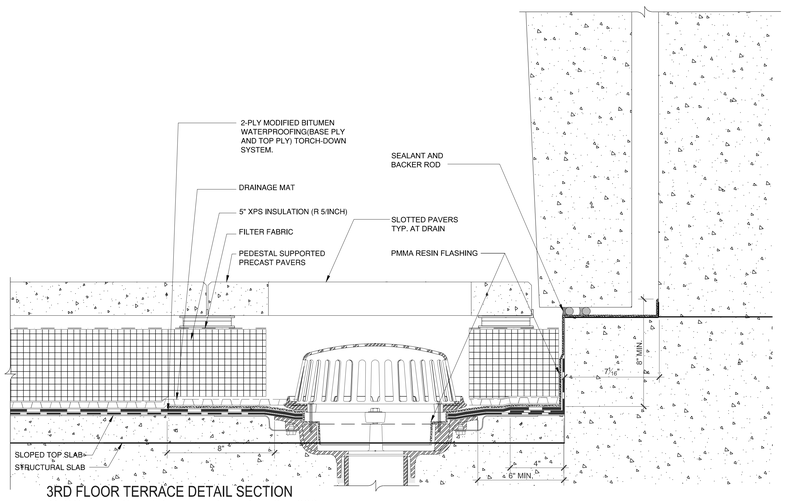

9 3RD FLOOR TERRACE DETAIL SECTION @ COLUMN/SHEAR WALL. REF: DET 2/A-939
SCALE: 3"=1'-0"

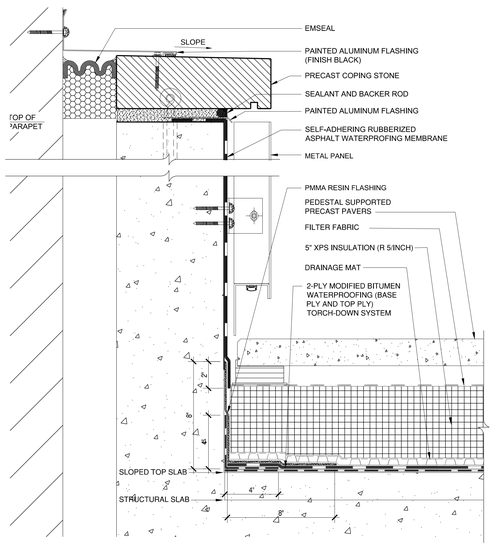

6 2ND FLOOR GUARDRAIL REF: DET 2/A-939
SCALE: 3"=1'-0"

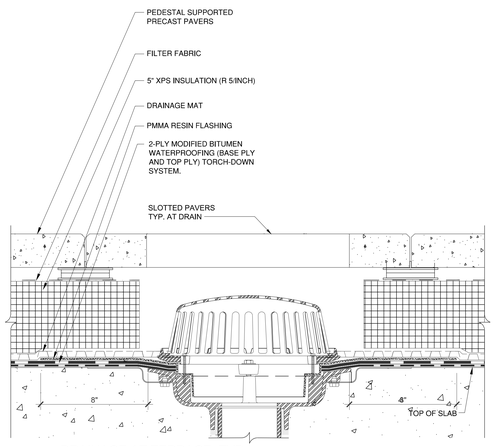

5 DRAINAGE AT TERRACE. TYP REF: DET 4/A-941
SCALE: 3"=1'-0"

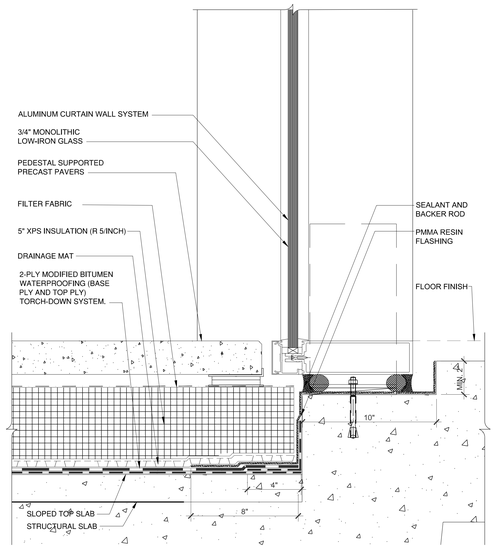

4 2ND FLOOR TERRACE SECTION REF: DET 1/A-939
SCALE: 3"=1'-0"

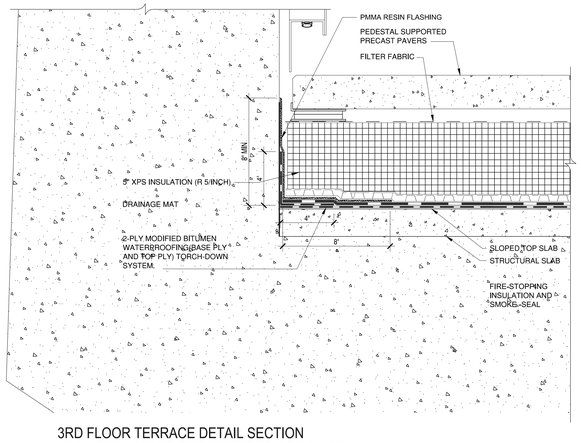

8A 3RD FLOOR TERRACE DETAIL SECTION @ CAST-IN-PLACE PARAPET. REF: DET 4/A-921
SCALE: 3"=1'-0"

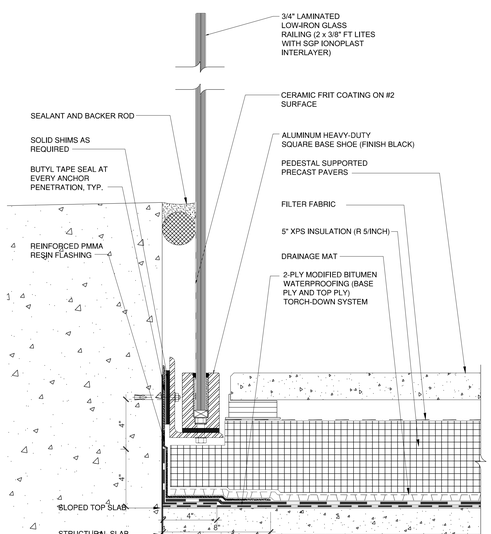

3 GLASS BALUSTRADE @ 2ND FLOOR TERRACE REF: DET 3/A-939
SCALE: 3"=1'-0"

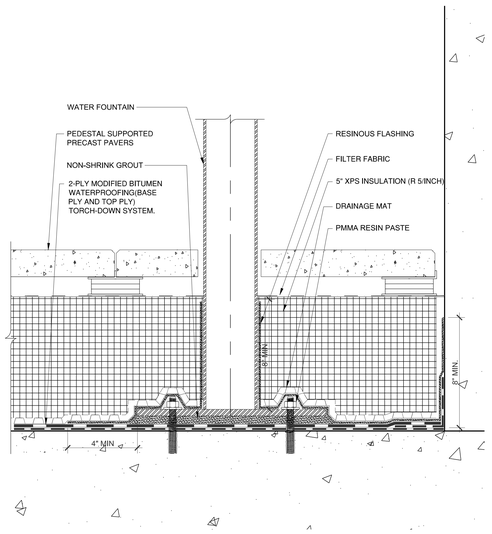

2 PLAZA WATER FOUNTAIN SECTION REF: DET 6/A-938
SCALE: 3"=1'-0"

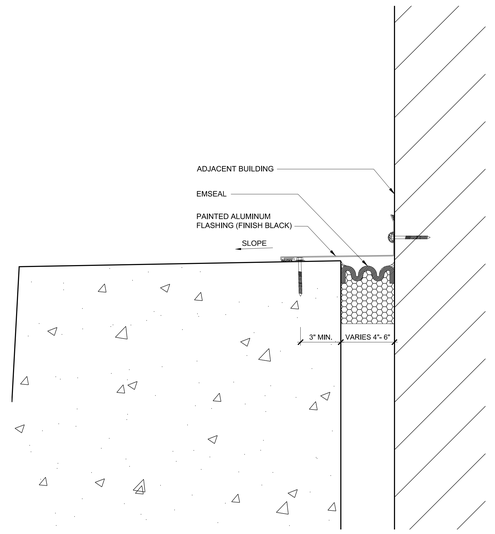

1 FLASHING @ PLAZA SCREEN WALL REF: DET 5/A-938
SCALE: 3"=1'-0"

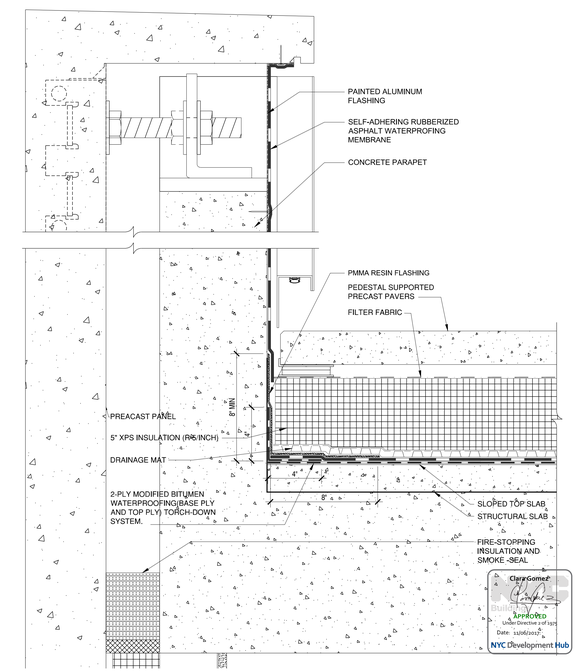

8B 3RD FLOOR TERRACE DETAIL SECTION @ PARAPET REF: DET 6/A-940
SCALE: 3"=1'-0"

NOTES:

Number:	Date:	Revision:
3	10/30/2017	ISSUED TO DOB
2	06/14/2017	ISSUED FOR CONSTRUCTION
1	03/31/2017	95% CD SUBMISSION

Project:
130 WILLIAM STREET
130 WILLIAM STREET
NEW YORK, NY 10038

Client:
THE LIGHTSTONE GROUP
130 WILLIAM STREET PROPERTY OWNER LLC
460 PARK AVE, 13TH FLOOR
NEW YORK, NY 10022
(212) 616-9971

Architect:
HILL | WEST ARCHITECTS
11 BROADWAY
17TH FLOOR
NEW YORK, NY 10004
T. 212 213 8007

Creative Director
Adjaye Associates
415 Broadway, 3rd Fl.
New York, NY 10013
(212) 965-8477

Building Structures:
McNamara Salvia
62 West 45th Street, 11th Fl.
New York, NY 10036
(212) 246-9800

MEP Engineer:
Ventrop ECG, LLC
365 W 34th Street, 3rd Fl.
New York, NY 10001
(212) 244-5060

Exterior Facade Consultant:
Gilsanz Murray Steficek, LLP
129 West 27th Street, 5th Fl.
New York, NY 10001
(212) 254-0030

Landscape Architect:
Weintraub Diaz, LLC
19 New Street
Nyack, NY 10960
(845) 353-2500

Civil Engineer & Acoustic Consultant:
AKRF Engineering PC
440 Park Avenue South, 7th Fl.
New York, NY 10016
(646) 388-9829

IT & Security Consultant:
Anj Communications
133 Sunny Ridge Road
Harrison, New York 10528
(914) 967-1967

Pool Consultant:
Integrated Aquatics Engineering, Inc.
75 Shewell Ave
Doylestown, PA 18901
(215) 230-8623

Elevator Consultant:
Jenkins and Huntington
1251 Avenue of the Americas
New York, NY 10020
(212)-696-1818

DOB STAMPS & SIGNATURES:

Clara Gomez
APPROVED
Under Directive 2 of 1975
Date: 11/01/2017
NYC Development Hub

DWG TITLE:
WATERPROOFING DETAILS
NB#121192903

SEAL & SIGNATURE:
REGISTERED ARCHITECT
CARLOS A. DIAZ
No. 026860
STATE OF NEW YORK

DATE: 10/30/2017
PROJECT #: 14A26
SCALE: AS NOTED
DWG NO. A-450.00

I:\401 (3 Main Str#)\New Dir\1-5_Sprinkler

DEPT OF BLDGS 121192903 Job Number
B1905031091 Scan Code

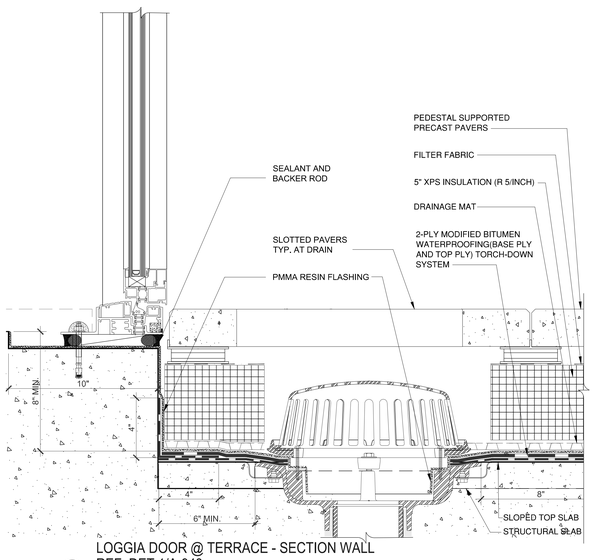

18 LOGGIA DOOR @ TERRACE - SECTION WALL
REF: DET 1/A-943
SCALE: 3"=1'-0"

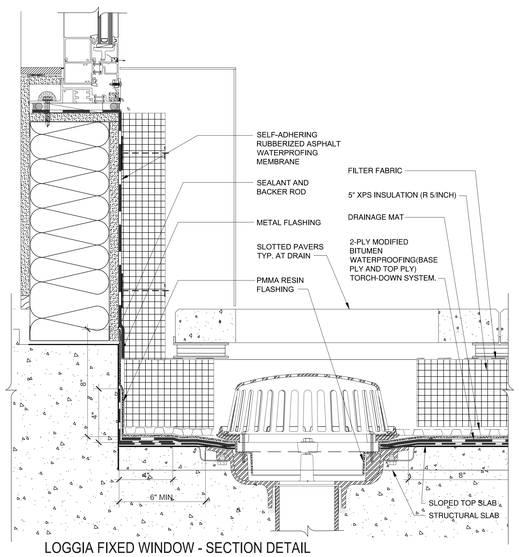

17 LOGGIA FIXED WINDOW - SECTION DETAIL
REF: DET 3/A-943
SCALE: 3"=1'-0"

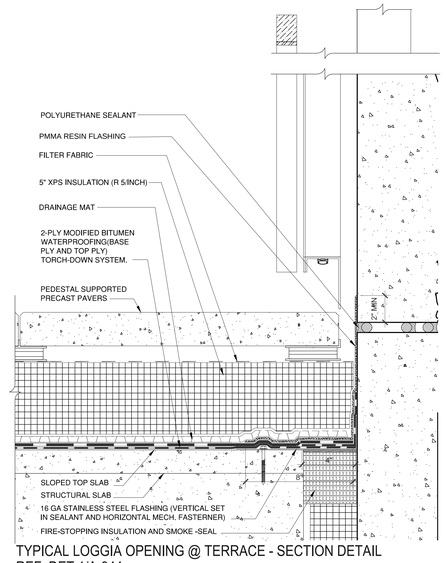

16 TYPICAL LOGGIA OPENING @ TERRACE - SECTION DETAIL
REF: DET 1/A-944
SCALE: 3"=1'-0"

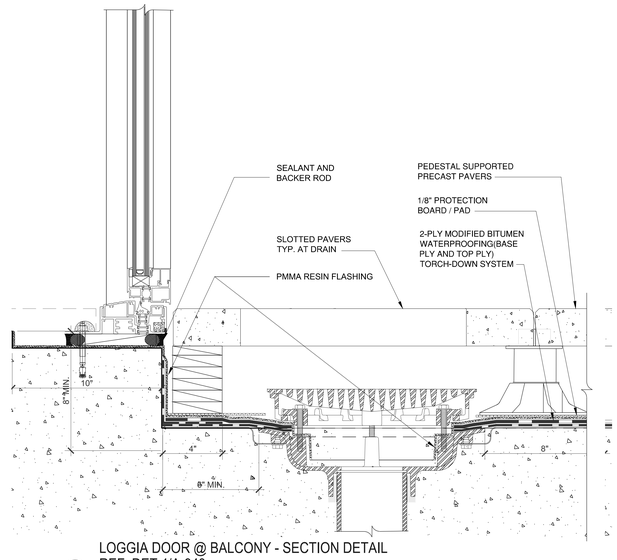

21 LOGGIA DOOR @ BALCONY - SECTION DETAIL
REF: DET 4/A-943
SCALE: 3"=1'-0"

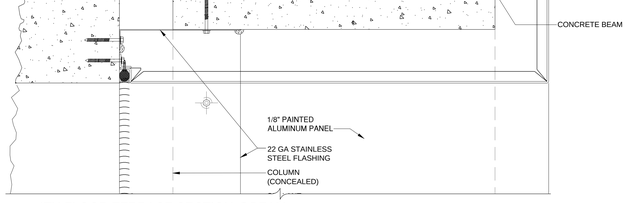

15 4TH FLOOR TERRACE SECTION @BEAM
REF: DET 5/A-941
SCALE: 3"=1'-0"

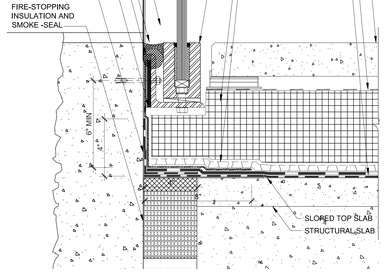

14 4TH FLOOR TERRACE SECTION
@ GLASS BALUSTRADE. REF: DET 5/A-941
SCALE: 3"=1'-0"

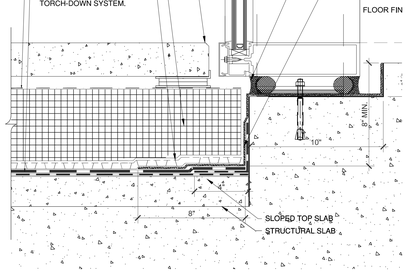

13 4TH FLOOR TERRACE SECTIO @ STOREFONT
REF: DET 3/A-941
SCALE: 3"=1'-0"

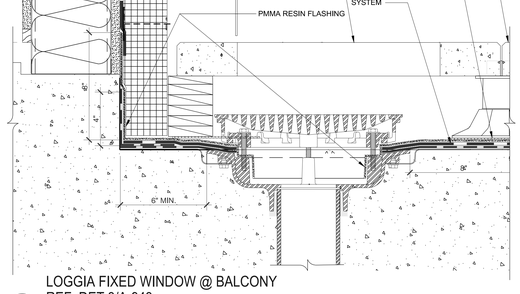

20 LOGGIA FIXED WINDOW @ BALCONY
REF: DET 3/A-943
SCALE: 3"=1'-0"

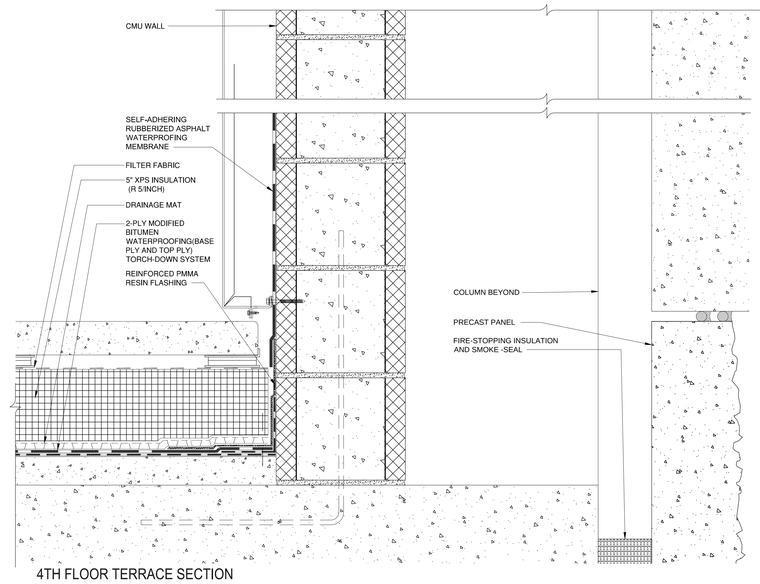

12 4TH FLOOR TERRACE SECTION
@ NORTHEAST CORNER
SCALE: 3"=1'-0"

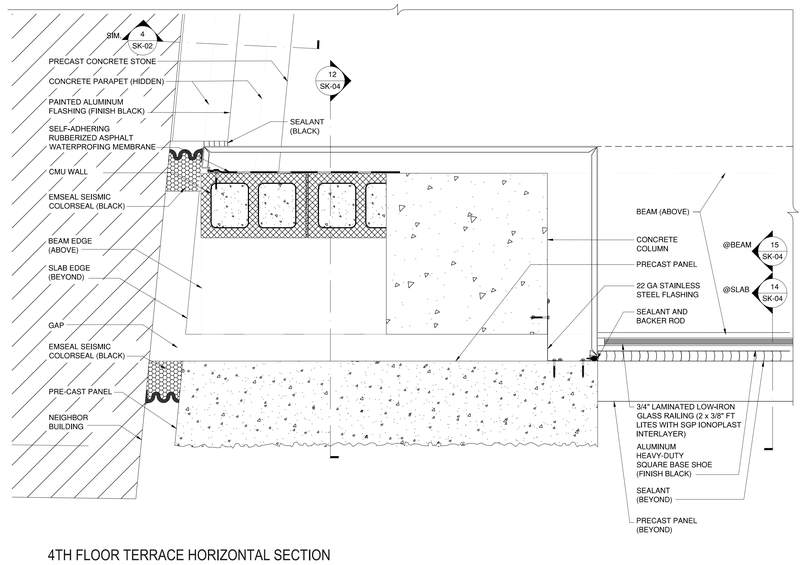

11 4TH FLOOR TERRACE HORIZONTAL SECTION
@ NORTH EAST CORNER
SCALE: 1-1/2"=1'-0"

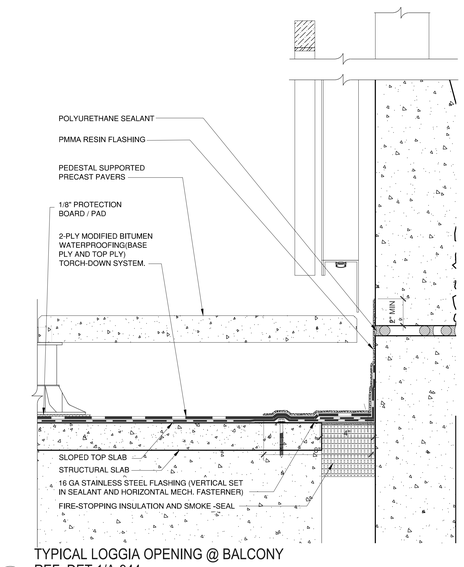

19 TYPICAL LOGGIA OPENING @ BALCONY
REF: DET 1/A-944
SCALE: 3"=1'-0"

Clara Gomez
Buildings
APPROVED
Under Directive 1 of 1975
Date: 11/01/2017
NYC Development Hub

NOTES:

Number:	Date:	Revision:
3	10/30/2017	ISSUED TO DOB
2	06/14/2017	ISSUED FOR CONSTRUCTION
1	03/31/2017	95% CD SUBMISSION

Project:
130 WILLIAM STREET
130 WILLIAM STREET
NEW YORK, NY 10038

Client:
THE LIGHTSTONE GROUP
130 WILLIAM STREET PROPERTY OWNER LLC
460 PARK AVE, 13TH FLOOR
NEW YORK, NY 10022
(212) 616-9971

Architect:
HILL | WEST ARCHITECTS
11 BROADWAY
17TH FLOOR
NEW YORK, NY 10004
T. 212 213 8007

Creative Director
Adjaye Associates
415 Broadway, 3rd Fl.
New York, NY 10013
(212) 965-8477

Building Structures:
McNamara Salvia
62 West 45th Street, 11th Fl.
New York, NY 10036
(212) 246-9800

MEP Engineer:
Ventrop ECG, LLC
365 W 34th Street, 3rd Fl.
New York, NY 10001
(212) 244-5060

Exterior Facade Consultant:
Gilsanz Murray Steficek, LLP
129 West 27th Street, 5th Fl.
New York, NY 10001
(212) 254-0030

Landscape Architect:
Weintraub Diaz, LLC
19 New Street
Nyack, NY 10960
(845) 353-2500

Civil Engineer & Acoustic Consultant:
AKRF Engineering PC
440 Park Avenue South, 7th Fl.
New York, NY 10016
(646) 388-9829

IT & Security Consultant:
Anj Communications
133 Sunny Ridge Road
Harrison, New York 10528
(914) 967-1967

Pool Consultant:
Integrated Aquatics Engineering, Inc.
75 Shewell Ave
Doylestown, PA 18901
(215) 230-8623

Elevator Consultant:
Jenkins and Huntington
1251 Avenue of the Americas
New York, NY 10020
(212)-696-1818

DOB STAMPS & SIGNATURES:

DWG TITLE:
WATERPROOFING DETAILS
NB#121192903

SEAL & SIGNATURE:
REGISTERED ARCHITECT
CHARLES ROBERT COGGI
No. 026863
STATE OF NEW YORK

DATE: 10/30/2017
PROJECT #: 14A26
SCALE: AS NOTED
DWG NO. A-451.00

DEPT OF BLDGS 121192903 Job Number
E514643170SI Scan Code

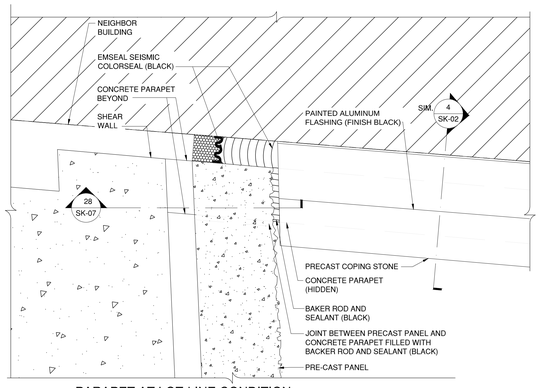

PARAPET AT LOT-LINE CONDITION. FLOOR PLAN DETAIL

29 SCALE: 1-1/2"=1'-0"

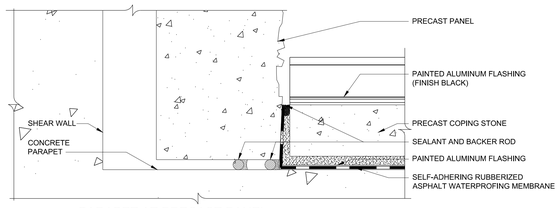

PARAPET AT PRECAST PANEL SECTION DETAIL

28 SCALE: 3"=1'-0"

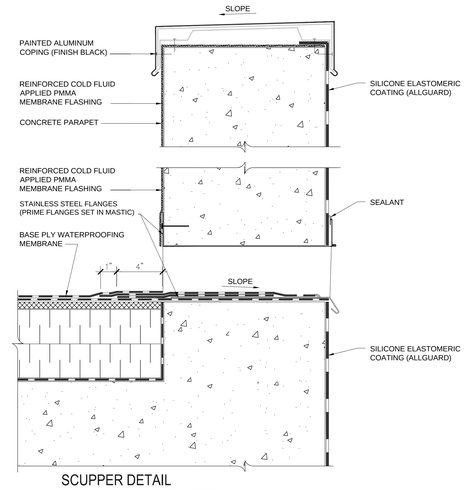

SCUPPER DETAIL AT BULKHEAD PARAPET WALL

27 SCALE: 3"=1'-0"

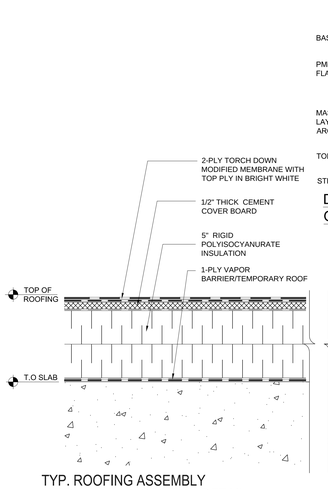

TYP. ROOFING ASSEMBLY AT BULKHEAD. SECTION DETAIL

24 SCALE: 3"=1'-0"

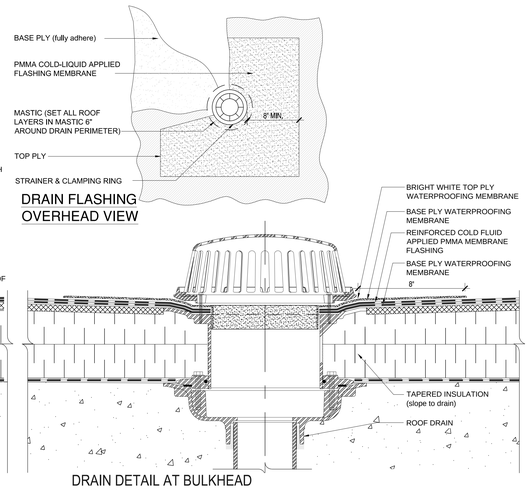

DRAIN FLASHING OVERHEAD VIEW

DRAIN DETAIL AT BULKHEAD SECTION DETAIL

25 SCALE: 3"=1'-0"

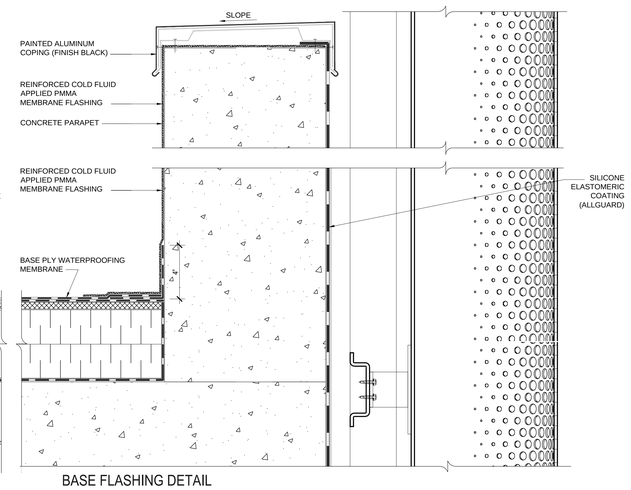

BASE FLASHING DETAIL AT BULKHEAD PARAPET WALL

26 SCALE: 3"=1'-0"

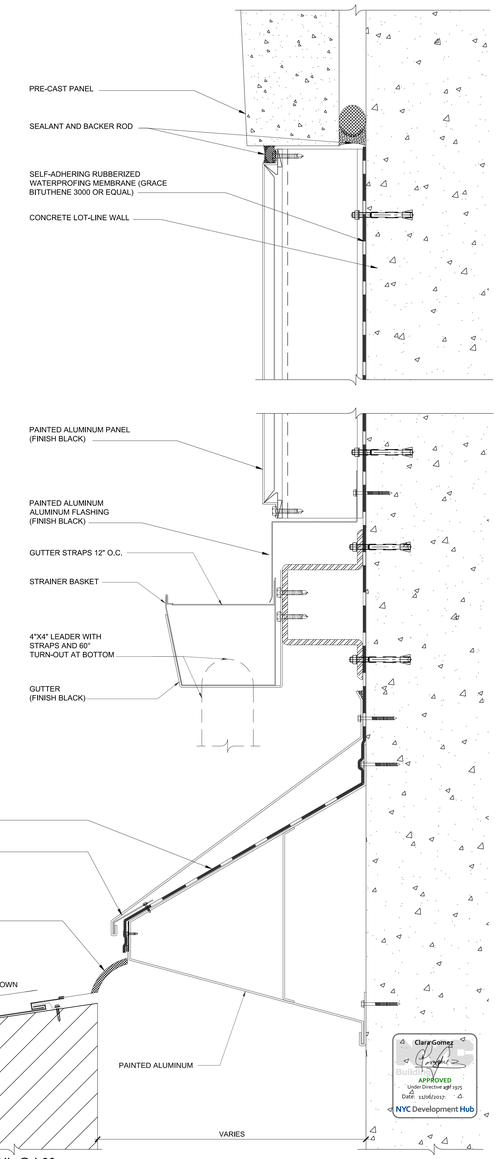

EMR SECTION DETAIL @ L60 REF: DET 3/A-947

30 SCALE: 3"=1'-0"

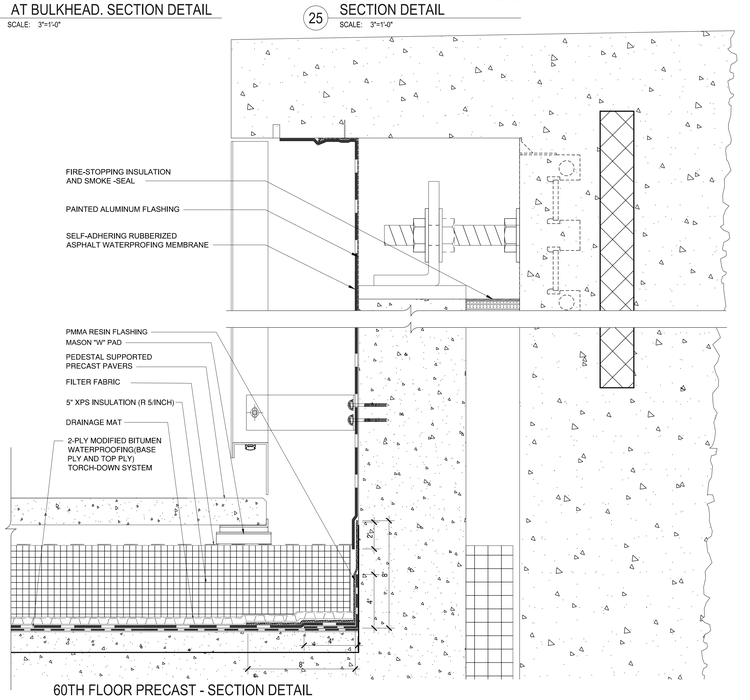

60TH FLOOR PRECAST - SECTION DETAIL REF: DET 1/A-934

23 SCALE: 3"=1'-0"

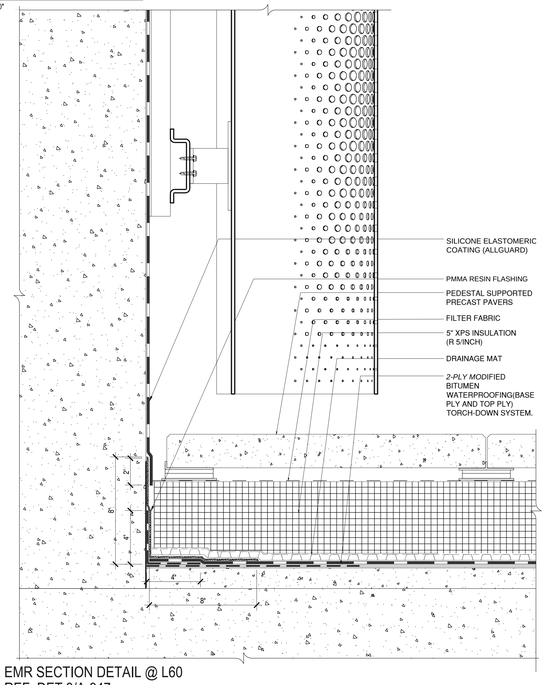

EMR SECTION DETAIL @ L60 REF: DET 3/A-947

22 SCALE: 3"=1'-0"

NOTES:

Number:	Date:	Revision:
3	10/30/2017	ISSUED TO DOB
2	06/14/2017	ISSUED FOR CONSTRUCTION
1	03/31/2017	95% CD SUBMISSION

Project:
130 WILLIAM STREET
130 WILLIAM STREET
NEW YORK, NY 10038

Client:
THE LIGHTSTONE GROUP
130 WILLIAM STREET PROPERTY OWNER LLC
460 PARK AVE, 13TH FLOOR
NEW YORK, NY 10022
(212) 616-9971

Architect:
HILL | WEST ARCHITECTS
11 BROADWAY
17TH FLOOR
NEW YORK, NY 10004
T. 212 213 8007

Creative Director
Adjaye Associates
415 Broadway, 3rd Fl.
New York, NY 10013
(212) 965-8477

Building Structures:
McNamara Salvia
62 West 45th Street, 11th Fl.
New York, NY 10036
(212) 246-9800

MEP Engineer:
Ventrop ECG, LLC
365 W 34th Street, 3rd Fl.
New York, NY 10001
(212) 244-5060

Exterior Facade Consultant:
Gilsanz Murray Steficek, LLP
129 West 27th Street, 5th Fl.
New York, NY 10001
(212) 254-0030

Landscape Architect:
Weintraub Diaz, LLC
19 New Street
Nyack, NY 10960
(845) 353-2500

Civil Engineer & Acoustic Consultant:
AKRF Engineering PC
440 Park Avenue South, 7th Fl.
New York, NY 10016
(646) 388-9829

IT & Security Consultant:
Anj Communications
133 Sunny Ridge Road
Harrison, New York 10528
(914) 967-1967

Pool Consultant:
Integrated Aquatics Engineering, Inc.
75 Shewell Ave
Doylestown, PA 18901
(215) 230-8623

Elevator Consultant:
Jenkins and Huntington
1251 Avenue of the Americas
New York, NY 10020
(212)-696-1818

DOB STAMPS & SIGNATURES:

Clara Gomez
Buildings
APPROVED
Under Directive #17 1975
Date 10/30/2017

NYC Development Hub

DWG TITLE:
WATERPROOFING DETAILS
NB#121192903

SEAL & SIGNATURE:
REGISTERED ARCHITECT
DAVID CHARLES SALVIA
No. 022857
STATE OF NEW YORK

DATE: 10/30/2017
PROJECT #: 14426
SCALE: AS NOTED
DWG NO. A-452.00

J:\1825 130 William Street\ Drawing Sets\ CD_Submissions

DEPT OF BLDGS 121192903 Job Number
E3215924189 Scan Code

2 EAST ELEVATION - 60TH FL. COURTYARD
SCALE: 3/4"=1'-0"

3 SOUTH ELEVATION - 60TH FL. COURTYARD
SCALE: 3/4"=1'-0"

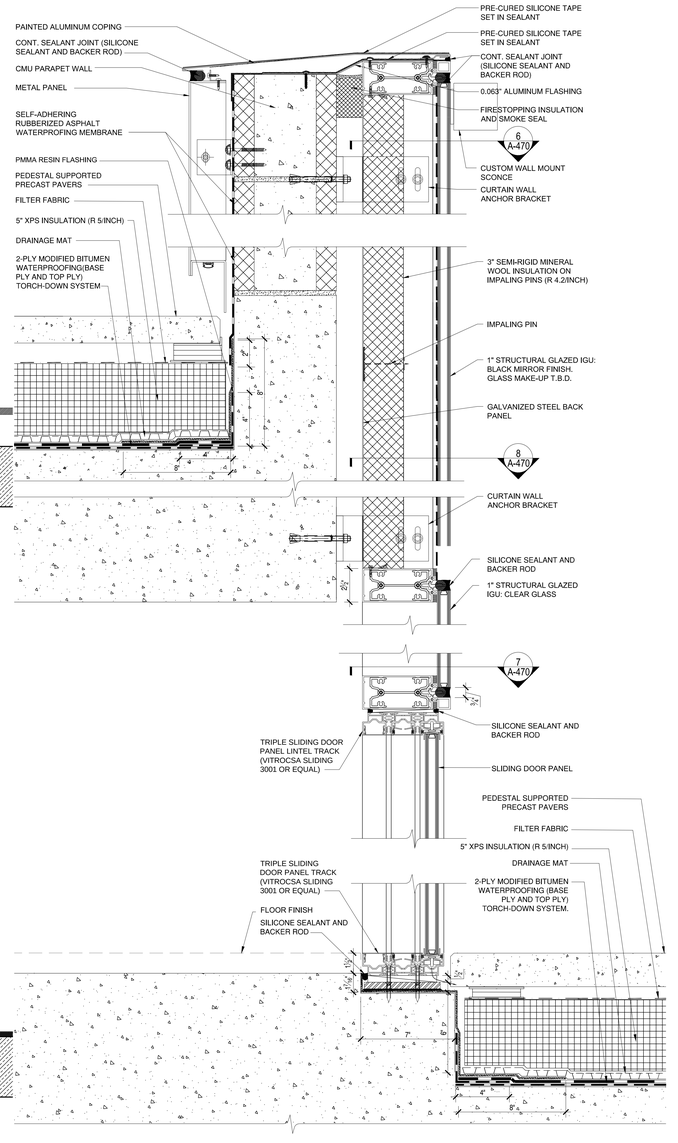

4 VERTICAL SECTION (TYP.)
SCALE: 1 1/2"=1'-0"

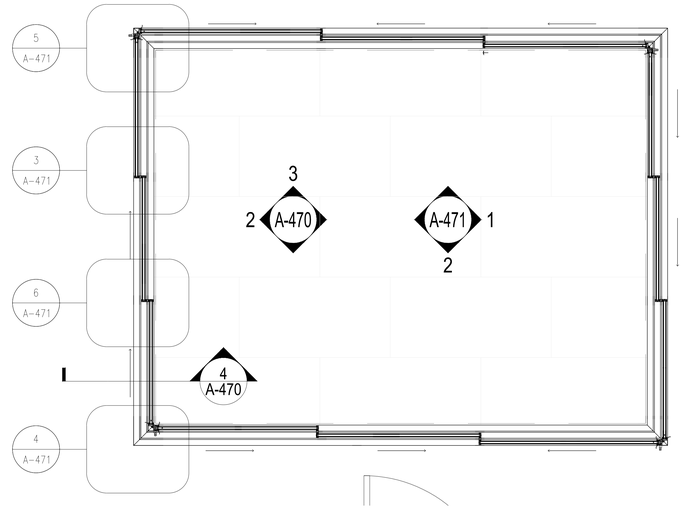

1 60TH FLOOR COURTYARD KEY PLAN
SCALE: 3/4"=1'-0"

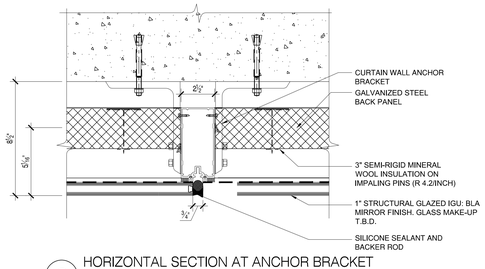

6 HORIZONTAL SECTION AT ANCHOR BRACKET
SCALE: 3"=1'-0"

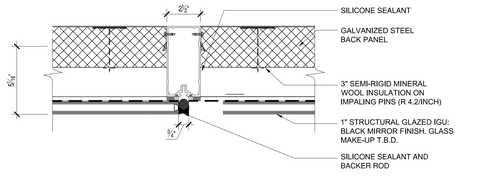

8 HORIZONTAL SECTION AT SPANDREL AREA
SCALE: 3"=1'-0"

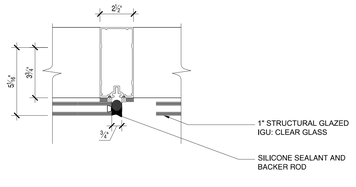

7 HORIZONTAL SECTION AT VISION AREA
SCALE: 3"=1'-0"

NOTES:

Number:	Date:	Revision:
4	10/30/2017	ISSUED TO DOB
3	08/29/2017	AS+011 RESIDENTIAL FLOORS LIGHTING UPDATES
2	06/14/2017	ISSUED FOR CONSTRUCTION
1	03/31/2017	95% CD SUBMISSION

Project:
130 WILLIAM STREET
130 WILLIAM STREET
NEW YORK, NY 10038

Client:
THE LIGHTSTONE GROUP
130 WILLIAM STREET PROPERTY OWNER LLC
460 PARK AVE, 13TH FLOOR
NEW YORK, NY 10022
(212) 616-9971

Architect:
HILL | WEST ARCHITECTS
11 BROADWAY
17TH FLOOR
NEW YORK, NY 10004
T. 212 213 8007

Creative Director
Adjaye Associates
415 Broadway, 3rd Fl.
New York, NY 10013
(212) 965-8477

Building Structures:
McNamara Salvia
62 West 45th Street, 11th Fl.
New York, NY 10036
(212) 246-9800

MEP Engineer:
Ventrop ECG, LLC
365 W 34th Street, 3rd Fl.
New York, NY 10001
(212) 244-5060

Exterior Facade Consultant:
Gilsanz Murray Steficek, LLP
129 West 27th Street, 5th Fl.
New York, NY 10001
(212) 254-0030

Landscape Architect:
Weintraub Diaz, LLC
19 New Street
Nyack, NY 10960
(845) 353-2500

Civil Engineer & Acoustic Consultant:
AKRF Engineering PC
440 Park Avenue South, 7th Fl.
New York, NY 10016
(646) 388-9829

IT & Security Consultant:
Anj Communications
133 Sunny Ridge Road
Harrison, New York 10528
(914) 967-1967

Pool Consultant:
Integrated Aquatics Engineering, Inc.
75 Shewell Ave
Doylestown, PA 18901
(215) 230-8623

Elevator Consultant:
Jenkins and Huntington
1251 Avenue of the Americas
New York, NY 10020
(212)-696-1818

DOB STAMPS & SIGNATURES:

Clare Gomez
APPROVED
Under Directive 2 of 1975
Date: 11/16/2017
NYC Development Hub

DWG TITLE:
EXTERIOR DETAILS

NB#121192903

SEAL & SIGNATURE:
REGISTERED ARCHITECT DANIEL CHARLES WEST No. 026801 STATE OF NEW YORK

DATE: 10/30/2017
PROJECT #: 14426
SCALE: 1/4"= 1'-0"
DWG NO. A-470.00

J:\14426 130 William Street\Arch\1_Drawing Set\170_Submissions

DEPT OF BLDGS 421300925 Job Number
B3300830595 Scan Code

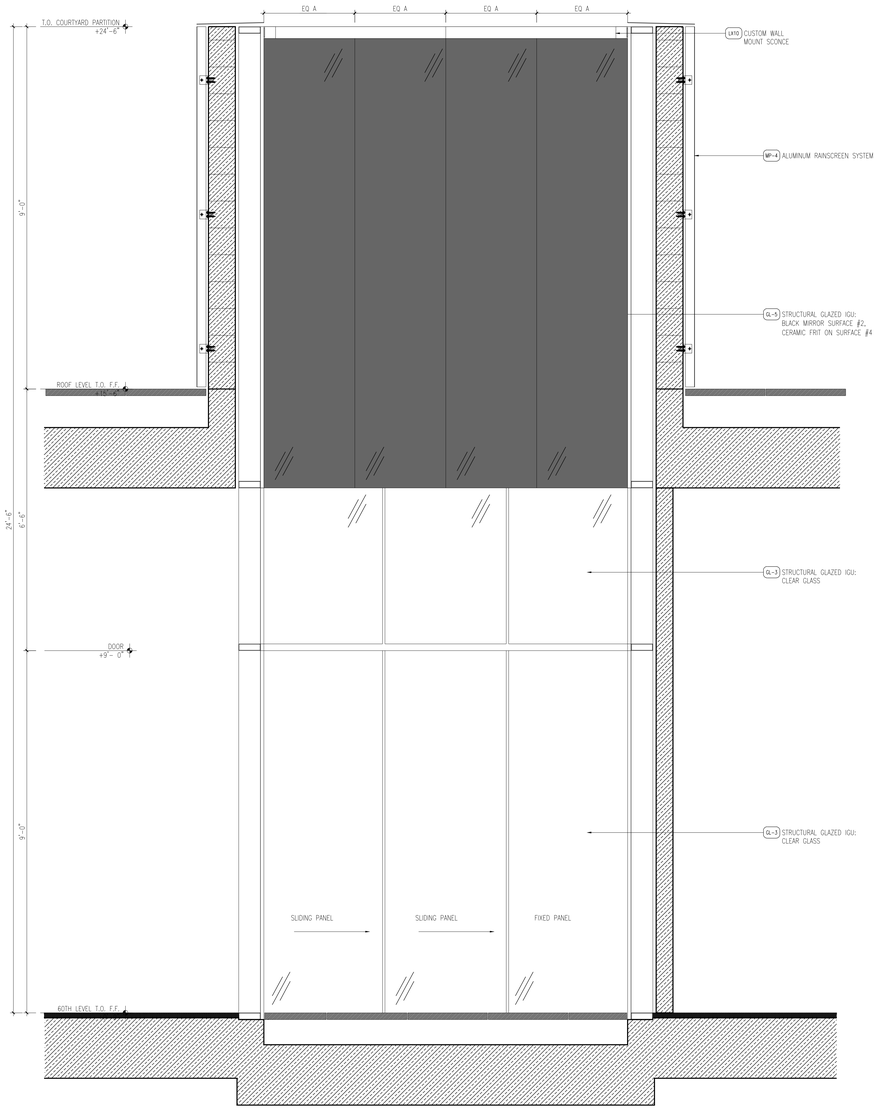

1 WEST ELEVATION - 60TH FL. COURTYARD
SCALE: 3/4"=1'-0"

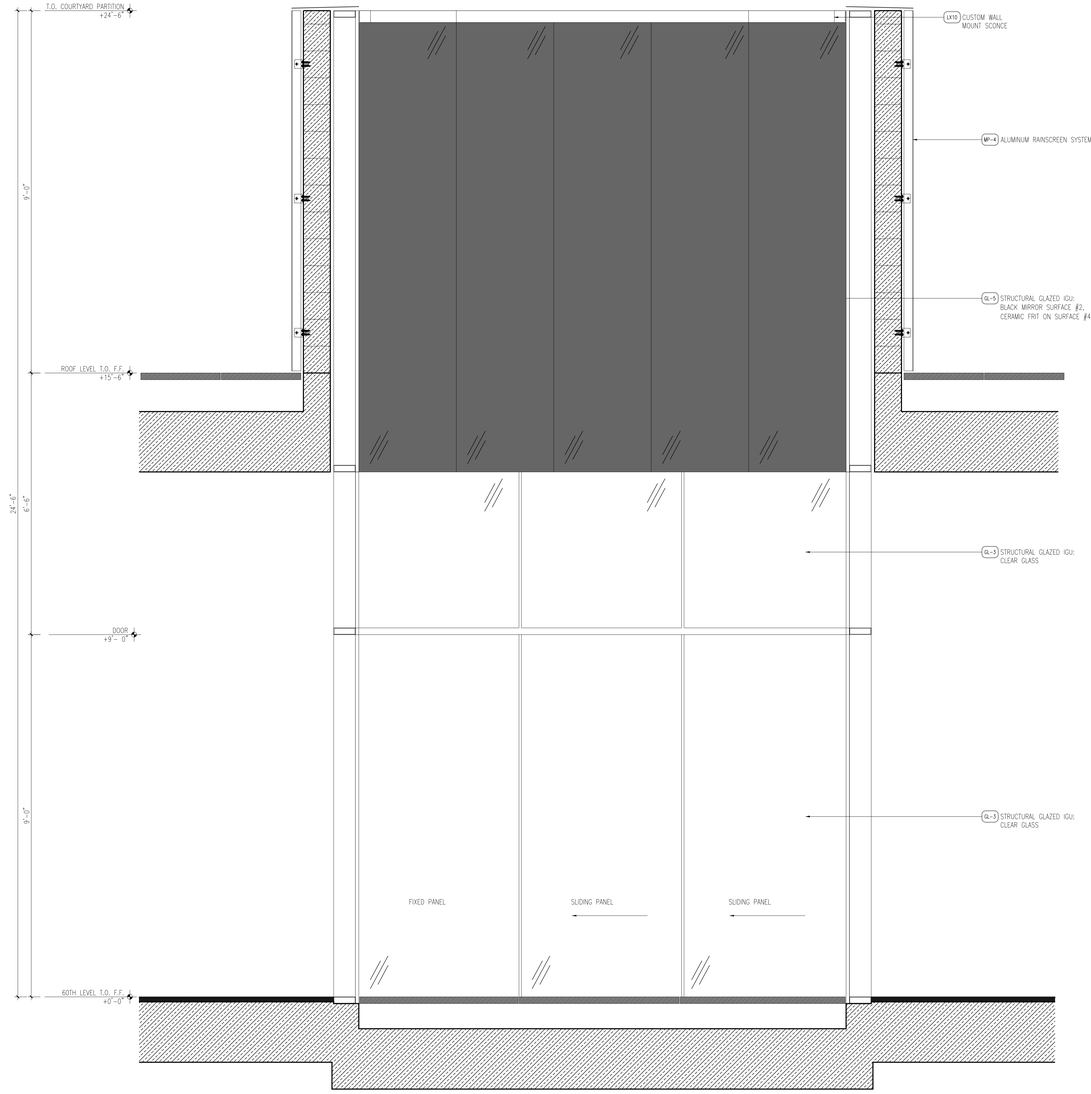

2 NORTH ELEVATION - 60TH FL. COURTYARD
SCALE: 3/4"=1'-0"

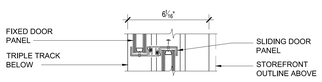

3 HORIZONTAL SECTION AT FIXED TO SLIDING DOOR PANEL JOINT
SCALE: 3"=1'-0"

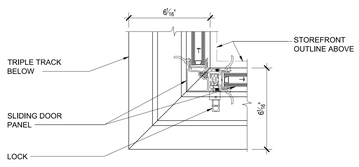

4 HORIZONTAL SECTION AT OPERABLE PANEL CORNER
SCALE: 3"=1'-0"

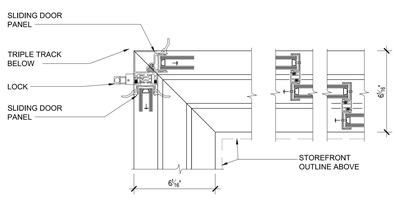

5 HORIZONTAL SECTION AT FIXED DOOR PANEL CORNER
SCALE: 3"=1'-0"

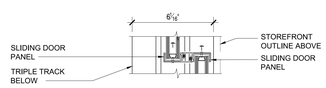

6 HORIZONTAL SECTION AT SLIDING TO SLIDING DOOR PANEL JOINT
SCALE: 3"=1'-0"

NOTES:

Number:	Date:	Revision:
4	10/30/2017	ISSUED TO DOB
3	08/29/2017	AS-0111 RESIDENTIAL FLOORS LIGHTING UPDATES
2	06/14/2017	ISSUED FOR CONSTRUCTION
1	03/31/2017	95% CD SUBMISSION

Project:
130 WILLIAM STREET
130 WILLIAM STREET
NEW YORK, NY 10038

Client:
THE LIGHTSTONE GROUP
130 WILLIAM STREET PROPERTY OWNER LLC
460 PARK AVE, 13TH FLOOR
NEW YORK, NY 10022
(212) 616-9971

Architect:
HILL | WEST ARCHITECTS
11 BROADWAY
17TH FLOOR
NEW YORK, NY 10004
T. 212 213 8007

Creative Director
Adjaye Associates
415 Broadway, 3rd Fl.
New York, NY 10013
(212) 965-8477

Building Structures:
McNamara Salvia
62 West 45th Street, 11th Fl.
New York, NY 10036
(212) 246-9800

MEP Engineer:
Ventrop ECG, LLC
365 W 34th Street, 3rd Fl.
New York, NY 10001
(212) 244-5060

Exterior Facade Consultant:
Gilsanz Murray Steficek, LLP
129 West 27th Street, 5th Fl.
New York, NY 10001
(212) 254-0030

Landscape Architect:
Weintraub Diaz, LLC
19 New Street
Nyack, NY 10960
(845) 353-2500

Civil Engineer & Acoustic Consultant:
AKRF Engineering PC
440 Park Avenue South, 7th Fl.
New York, NY 10016
(646) 388-9829

IT & Security Consultant:
Anj Communications
133 Sunny Ridge Road
Harrison, New York 10528
(914) 967-1967

Pool Consultant:
Integrated Aquatics Engineering, Inc.
75 Shewell Ave
Doylestown, PA 18901
(215) 230-8623

Elevator Consultant:
Jenkins and Huntington
1251 Avenue of the Americas
New York, NY 10020
(212)-696-1818

DOB STAMPS & SIGNATURES:

Clare Gomez
APPROVED
Under Directive 1 of 1975
Date: 11/06/2017
NYC Development Hub

DWG TITLE:
EXTERIOR DETAILS

NB#121192903

SEAL & SIGNATURE:
REGISTERED ARCHITECT DAVID CHARLES WEST 026861 STATE OF NEW YORK

DATE: 10/30/2017
PROJECT #: 14A26
SCALE: 1/4"= 1'-0"
A-471.00
DWG NO.

J:\14A26 130 William Street\Drawing Sets\10_Submission

DEPT OF BLDGS 421320903 Job Number
E5059910455 Scan Code

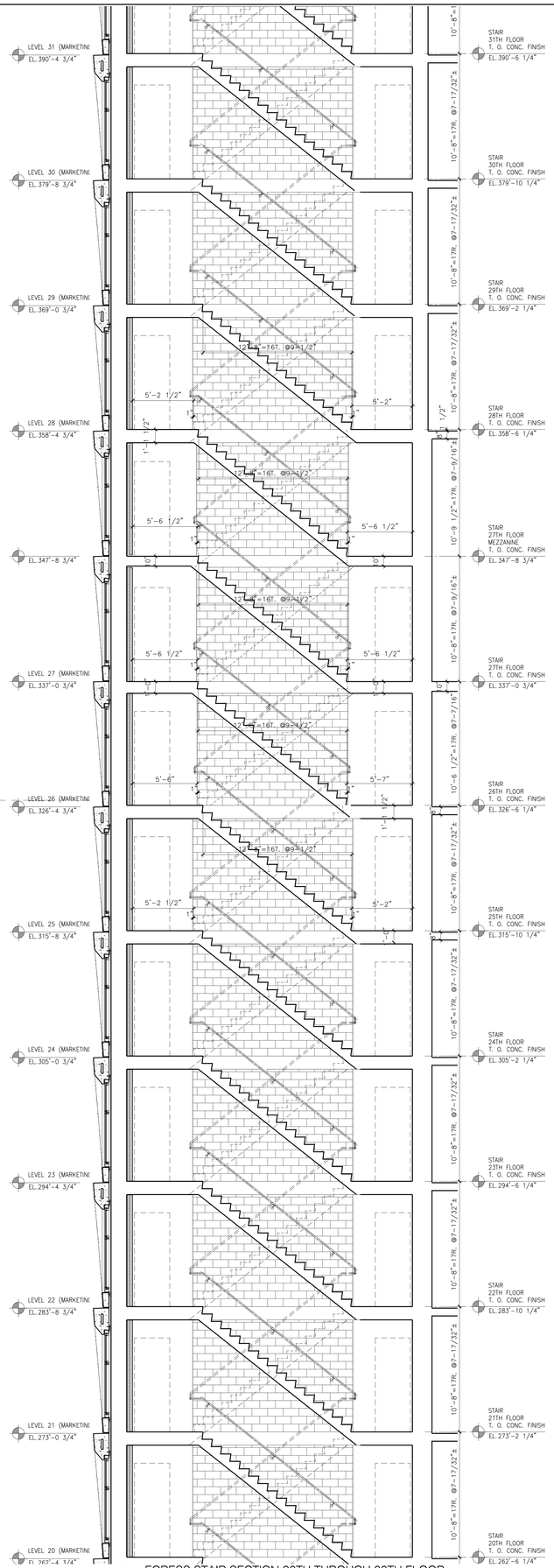

3 EGRESS STAIR SECTION 20TH THROUGH 30TH FLOOR
SCALE: 1/4"=1'-0"

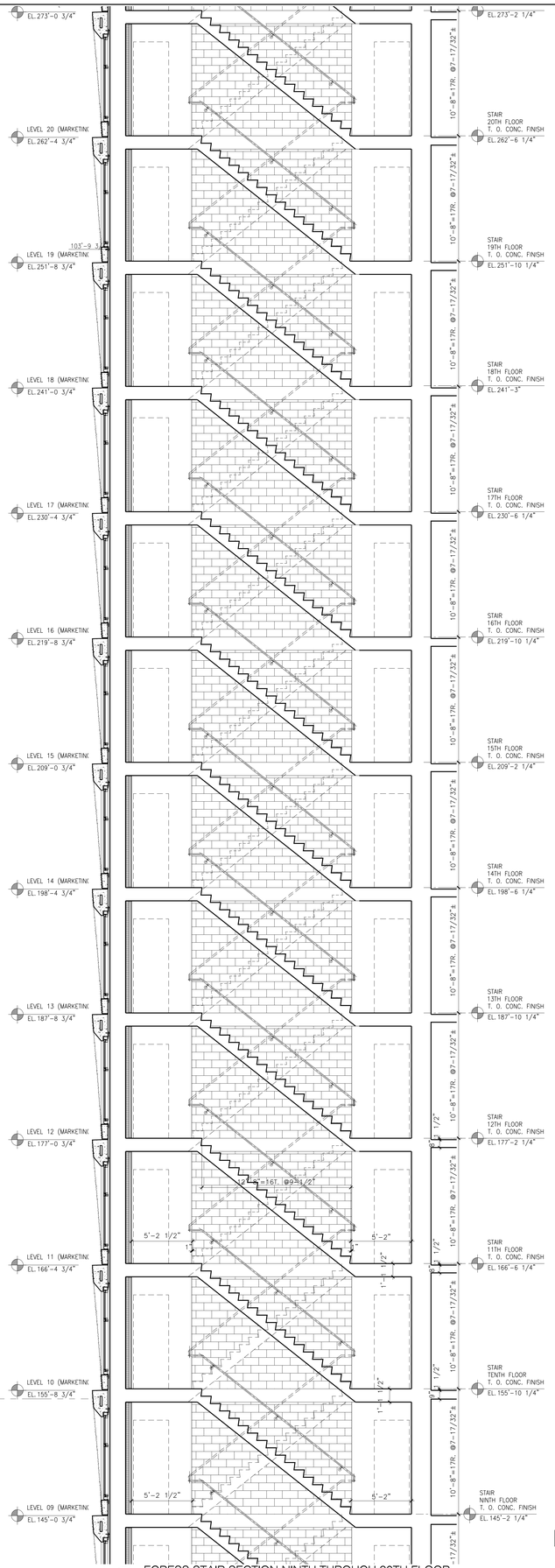

2 EGRESS STAIR SECTION NINTH THROUGH 20TH FLOOR
SCALE: 1/4"=1'-0"

NOTE: WALL BETWEEN SCISSORS STAIRS SHALL BE (2) HOUR FIRE-RATED 10" CMU WALL, UNLESS OTHERWISE NOTED.

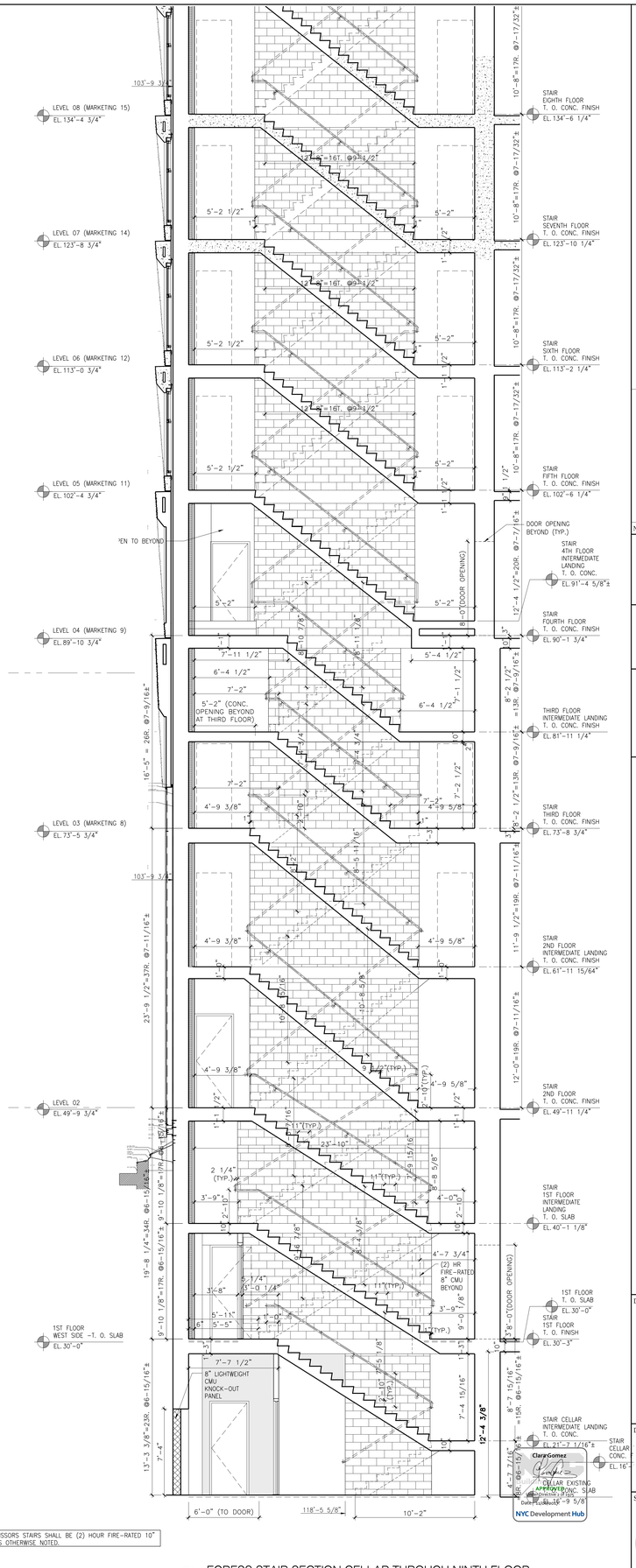

1 EGRESS STAIR SECTION CELLAR THROUGH NINTH FLOOR
SCALE: 1/4"=1'-0"

NOTES:

Number:	Date:	Revision:
6	10/30/2017	ISSUED TO DOB
5	06/14/2017	ISSUED FOR CONSTRUCTION
4	03/31/2017	95% CD SUBMISSION
3	01/20/2017	80% CD SUBMISSION
2	01/06/2017	DOB RE-SUBMISSION
1	11/11/2016	CORE & SHELL BUY SET

Project:
130 WILLIAM STREET
130 WILLIAM STREET
NEW YORK, NY 10038

Client:
THE LIGHTSTONE GROUP
130 WILLIAM STREET PROPERTY OWNER LLC
460 PARK AVE, 13TH FLOOR
NEW YORK, NY 10022
(212) 616-9971

Architect:
HILL | WEST ARCHITECTS
11 BROADWAY
17TH FLOOR
NEW YORK, NY 10004
T. 212 213 8007

Creative Director
Adjaye Associates
415 Broadway, 3rd Fl.
New York, NY 10013
(212) 965-8477

Building Structures:
McNamara Salvia
62 West 45th Street, 11th Fl.
New York, NY 10036
(212) 246-9800

MEP Engineer:
Ventrop ECG, LLC
365 W 34th Street, 3rd Fl.
New York, NY 10001
(212) 244-5060

Exterior Facade Consultant:
Gilsanz Murray Steficek, LLP
129 West 27th Street, 5th Fl.
New York, NY 10001
(212) 254-0030

Landscape Architect:
Weintraub Diaz, LLC
19 New Street
Nyack, NY 10960
(845) 353-2500

Civil Engineer & Acoustic Consultant:
AKRF Engineering PC
440 Park Avenue South, 7th Fl.
New York, NY 10016
(646) 388-9829

IT & Security Consultant:
Anj Communications
133 Sunny Ridge Road
Harrison, New York 10528
(914) 967-1967

Pool Consultant:
Integrated Aquatics Engineering, Inc.
75 Shewell Ave
Doylestown, PA 18901
(215) 230-8623

Elevator Consultant:
Jenkins and Huntington
1251 Avenue of the Americas
New York, NY 10020
(212)-696-1818

DOB STAMPS & SIGNATURES:

DWG TITLE:
STAIR SECTION WEST - EAST
CELLAR THROUGH FLOOR 30
NB#121192903

SEAL & SIGNATURE:
REGISTERED ARCHITECT JOHN C. SALVIA 026802 STATE OF NEW YORK

DATE: 10/30/2017
PROJECT #: 14426
SCALE: 1/4" = 1'-0"
DWG NO. A-500.00

J:\400-139 Willam Draft_Dwg\Set 10_Submissions

DEPT OF BLDGS 121192903 Job Number

ES896731234 Scan Code

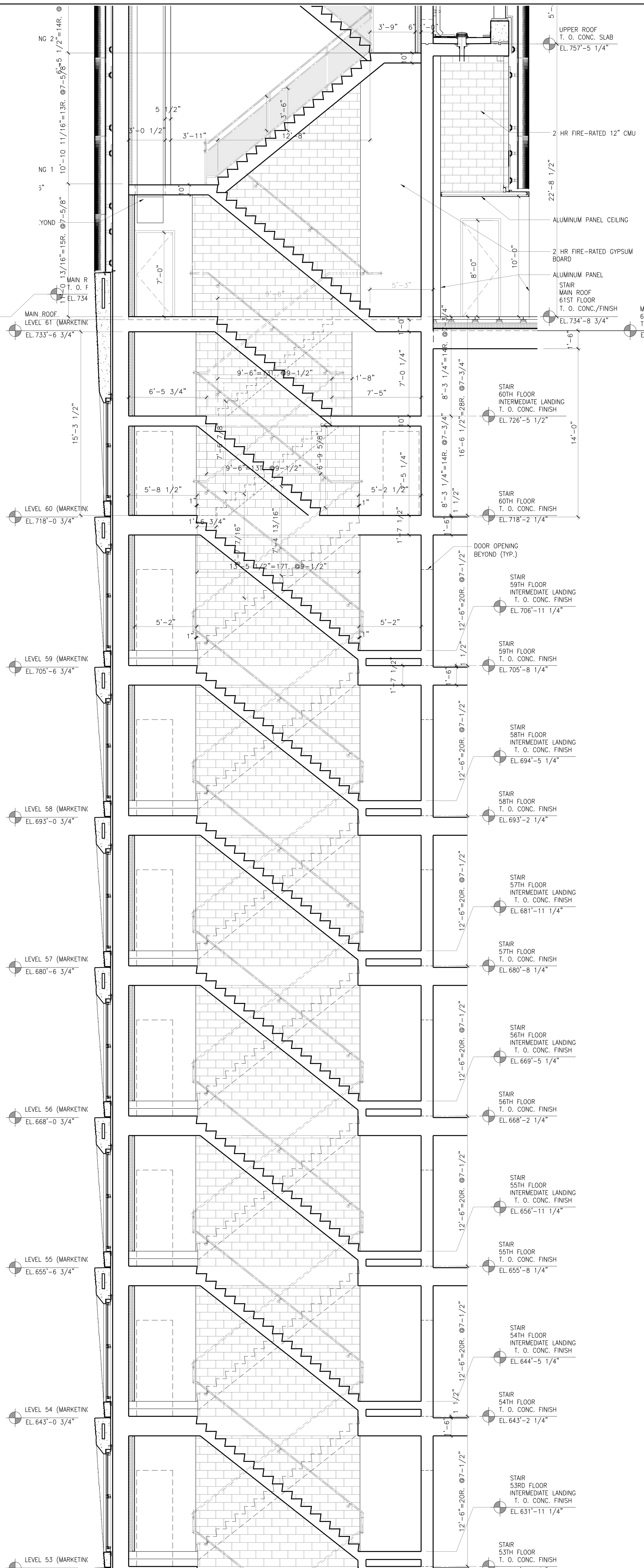

3 EGRESS STAIR SECTION 52TH THROUGH 60TH FLOOR
SCALE: 1/4"=1'-0"

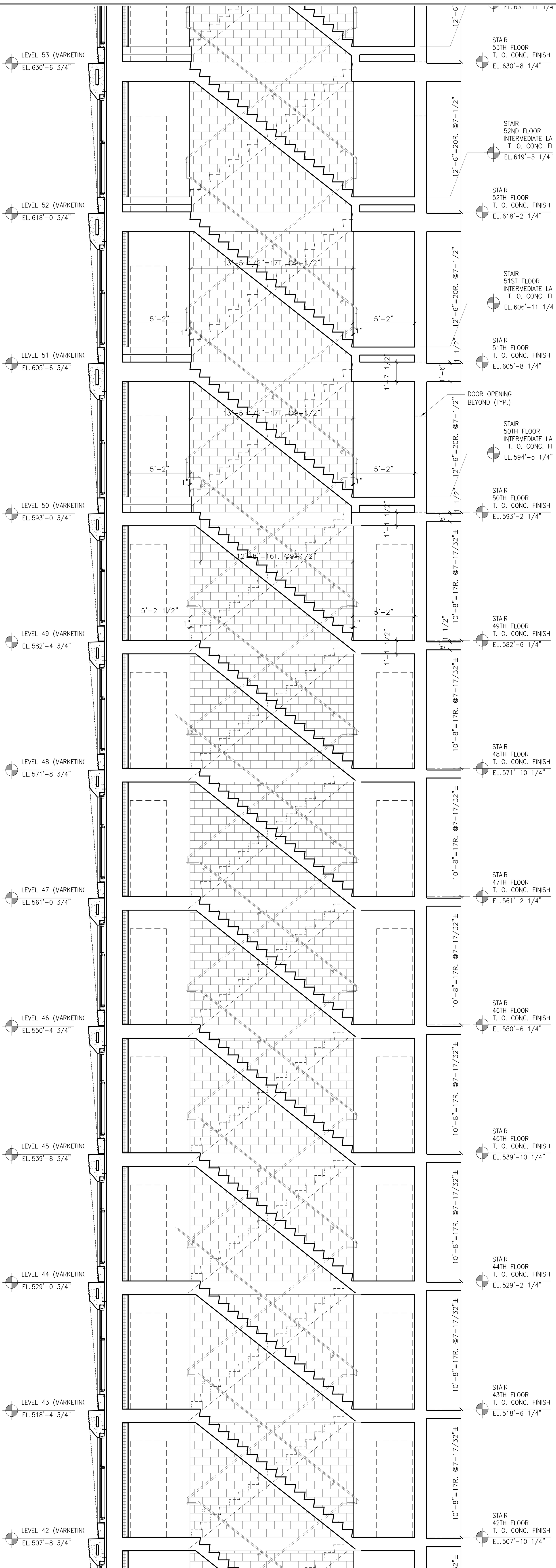

2 EGRESS STAIR SECTION 41TH THROUGH 52TH FLOOR
SCALE: 1/4"=1'-0"

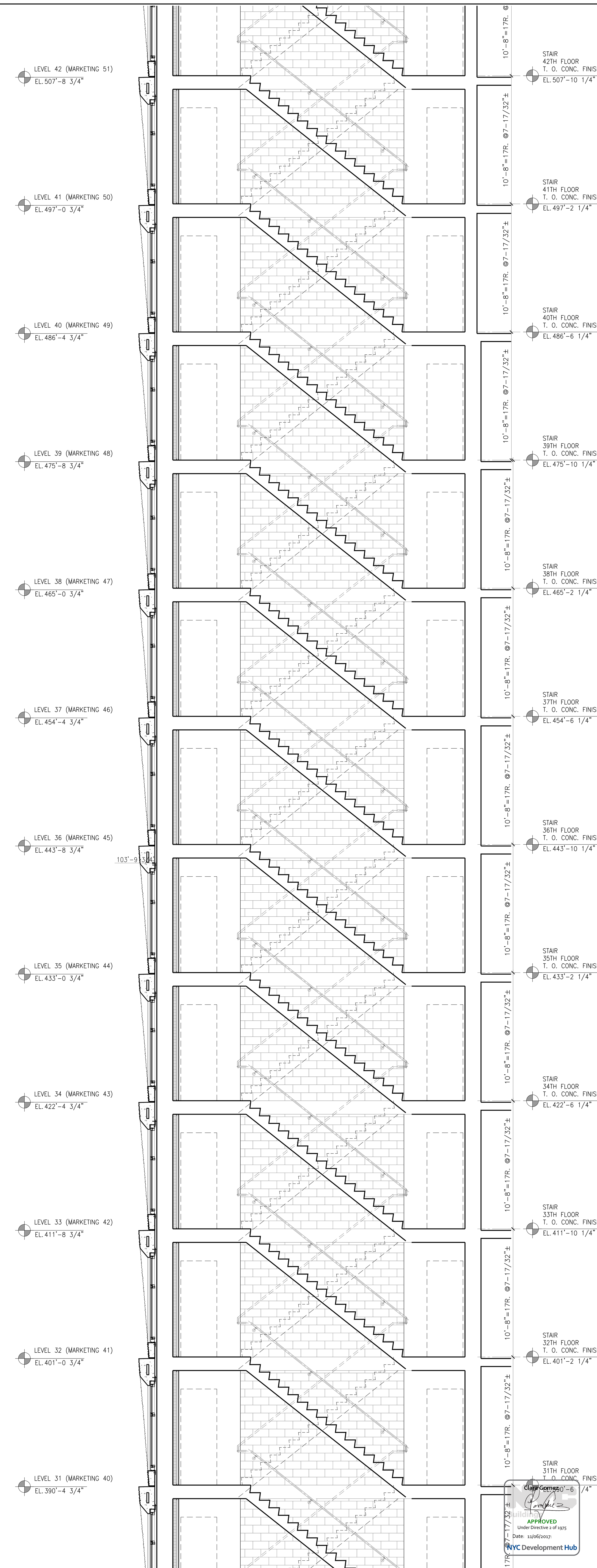

1 EGRESS STAIR SECTION 30TH THROUGH 41TH FLOOR
SCALE: 1/4"=1'-0"

NOTES:

Number:	Date:	Revision:
6	10/30/2017	ISSUED TO DOB
5	06/14/2017	ISSUED FOR CONSTRUCTION
4	03/31/2017	95% CD SUBMISSION
3	01/20/2017	80% CD SUBMISSION
2	01/06/2017	DOB RE-SUBMISSION
1	11/11/2016	CORE & SHELL BUY SET

Project:
130 WILLIAM STREET
130 WILLIAM STREET
NEW YORK, NY 10038

Client:
THE LIGHTSTONE GROUP
130 WILLIAM STREET PROPERTY OWNER LLC
460 PARK AVE, 13TH FLOOR
NEW YORK, NY 10022
(212) 616-9971

Architect:
HILL | WEST ARCHITECTS
11 BROADWAY
17TH FLOOR
NEW YORK, NY 10004
T. 212 213 8007

Creative Director
Adjaye Associates
415 Broadway, 3rd Fl.
New York, NY 10013
(212) 965-8477

Building Structures:
McNamara Salvia
62 West 45th Street, 11th Fl.
New York, NY 10036
(212) 246-9800

MEP Engineer:
Ventrop ECG, LLC
365 W 34th Street, 3rd Fl.
New York, NY 10001
(212) 244-5060

Exterior Facade Consultant:
Gilsanz Murray Steficek, LLP
129 West 27th Street, 5th Fl.
New York, NY 10001
(212) 254-0030

Landscape Architect:
Weintraub Diaz, LLC
19 New Street
Nyack, NY 10960
(845) 353-2500

Civil Engineer & Acoustic Consultant:
AKRF Engineering PC
440 Park Avenue South, 7th Fl.
New York, NY 10016
(646) 388-9829

IT & Security Consultant:
Anj Communications
133 Sunny Ridge Road
Harrison, New York 10528
(914) 967-1967

Pool Consultant:
Integrated Aquatics Engineering, Inc.
75 Shewell Ave
Doylestown, PA 18901
(215) 230-8623

Elevator Consultant:
Jenkins and Huntington
1251 Avenue of the Americas
New York, NY 10020
(212)-696-1818

DOB STAMPS & SIGNATURES:

Clara Gomez
APPROVED
Under Directive 2 of 1975
Date: 11/06/2017
NYC Development Hub

DWG TITLE:
STAIR SECTION WEST - EAST
FLOOR 31 THROUGH 61
NB#121192903

SEAL & SIGNATURE:
REGISTERED ARCHITECT
DAVID CHARLES WEST
No. 020801
STATE OF NEW YORK

DATE: 10/30/2017
PROJECT #: 14A26
SCALE: 1/4" = 1'-0"
A-501.00
DWG NO.

J:\14A26 130 Williams Street\1_Drawing Sets\110_Submissions

DEPT OF BLDGS 421320925 Job Number
ES8900839949 Scan Code

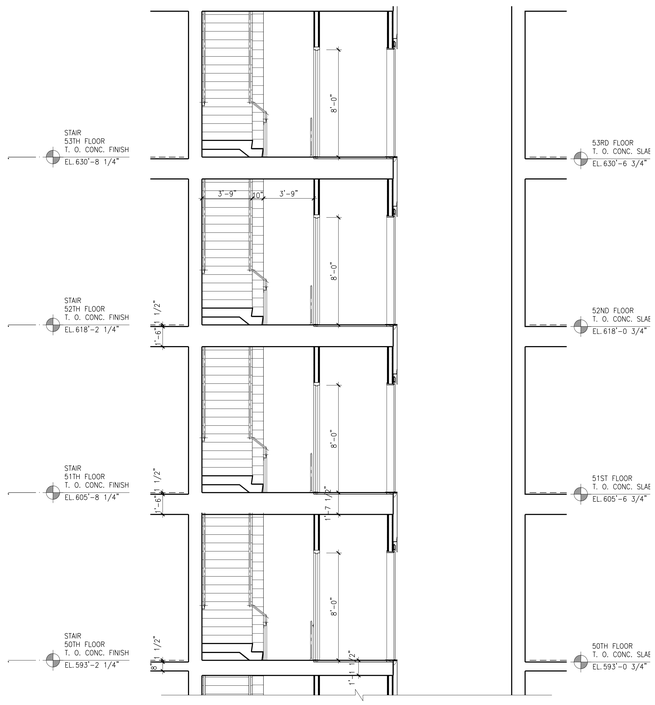

4 EGRESS STAIR NORTH - SOUTH
SECTION 50TH THROUGH 58TH FLOOR
SCALE: 1/4"=1'-0"



3 EGRESS STAIR NORTH - SOUTH
SECTION 26TH THROUGH 28TH FLOOR
SCALE: 1/4"=1'-0"

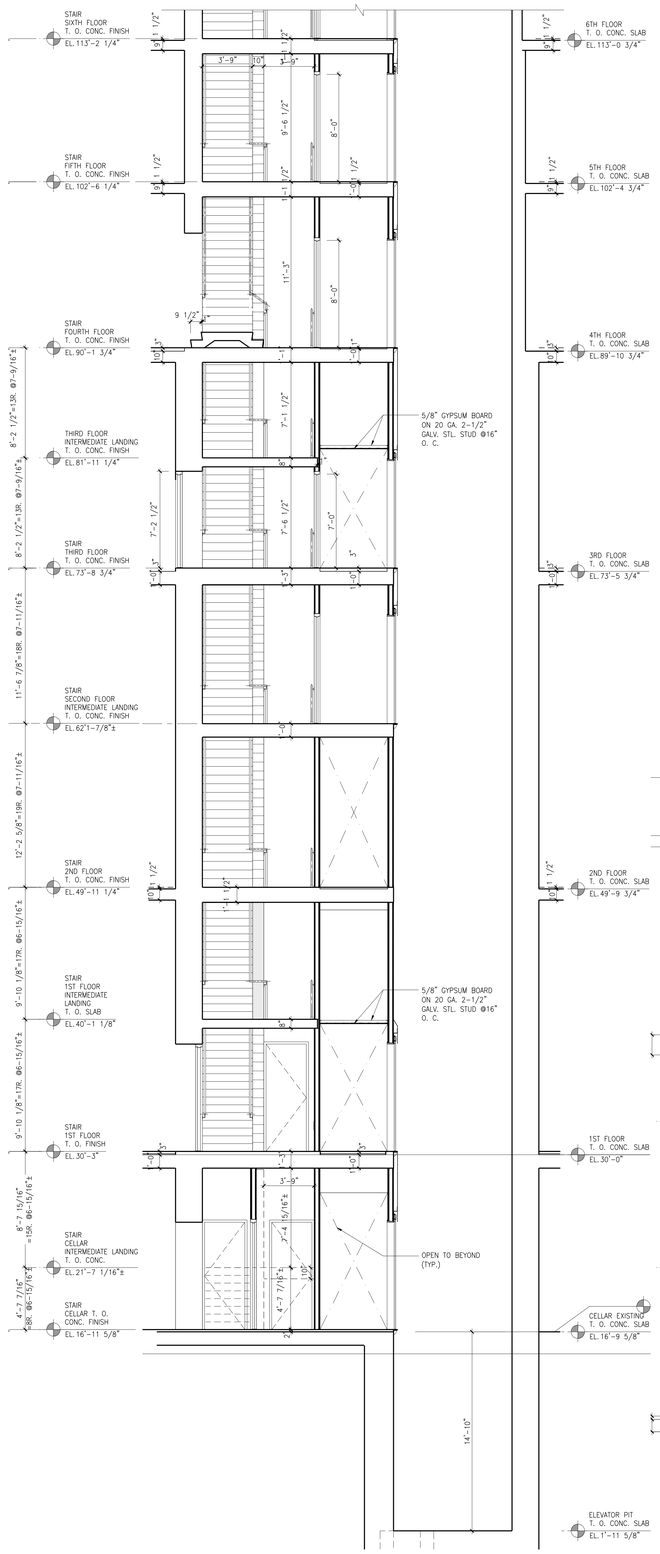

2 EGRESS STAIR NORTH - SOUTH
SECTION CELLAR THROUGH 5TH FLOOR
SCALE: 1/4"=1'-0"

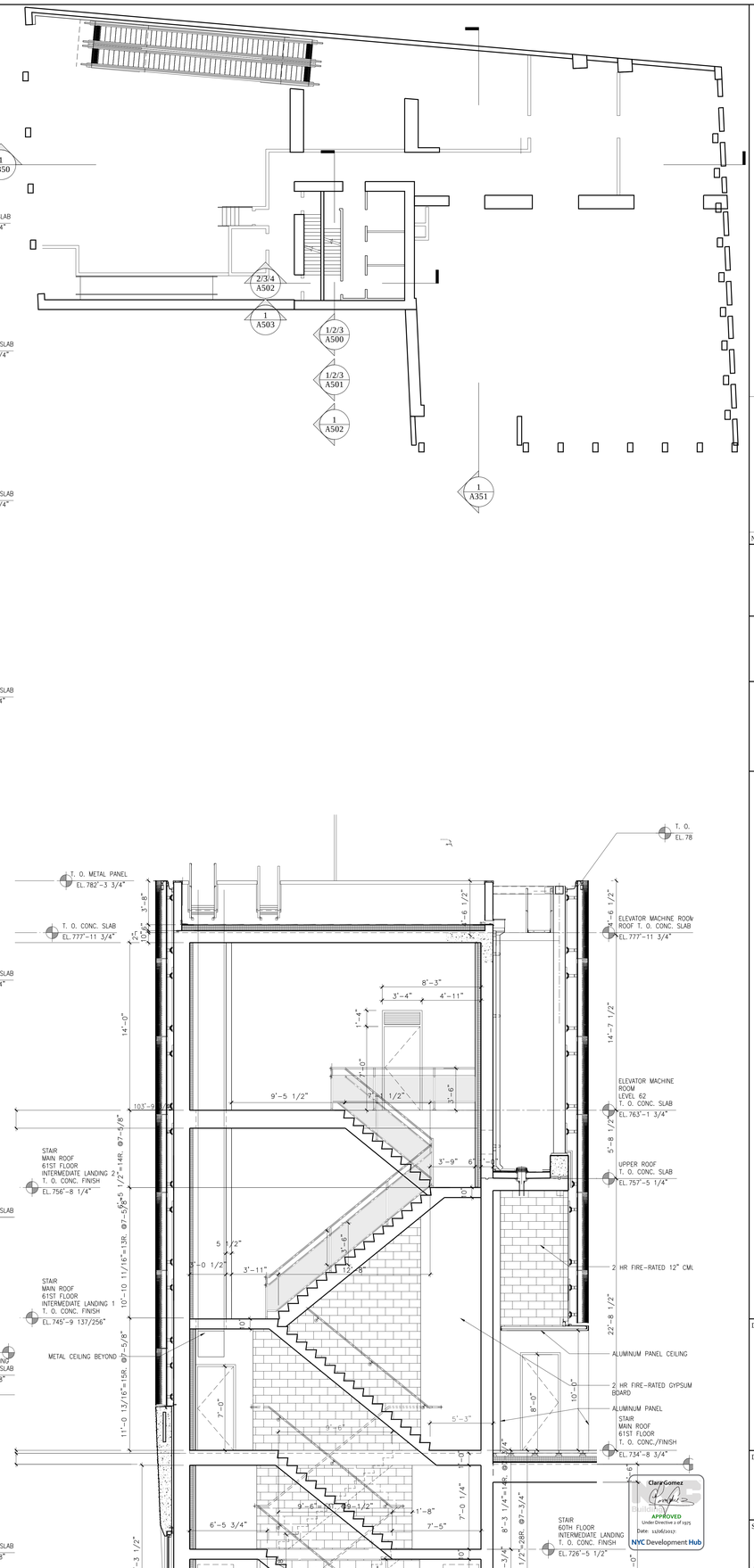

1 EGRESS STAIR SECTION 60TH THROUGH EMR ROOF
SCALE: 1/4"=1'-0"

NOTES:

Number:	Date:	Revision:
6	10/30/2017	ISSUED TO DOB
5	06/14/2017	ISSUED FOR CONSTRUCTION
4	03/31/2017	95% CD SUBMISSION
3	01/20/2017	80% CD SUBMISSION
2	01/06/2017	DOB RE-SUBMISSION
1	11/11/2016	CORE & SHELL BUY SET

Project:
130 WILLIAM STREET
130 WILLIAM STREET
NEW YORK, NY 10038

Client:
THE LIGHTSTONE GROUP
130 WILLIAM STREET PROPERTY OWNER LLC
460 PARK AVE, 13TH FLOOR
NEW YORK, NY 10022
(212) 616-9971

Architect:
HILL | WEST ARCHITECTS
11 BROADWAY
17TH FLOOR
NEW YORK, NY 10004
T. 212 213 8007

Creative Director
Adjaye Associates
415 Broadway, 3rd Fl.
New York, NY 10013
(212) 965-8477

Building Structures:
McNamara Salvia
62 West 45th Street, 11th Fl.
New York, NY 10036
(212) 246-9800

MEP Engineer:
Ventrop ECG, LLC
365 W 34th Street, 3rd Fl.
New York, NY 10001
(212) 244-5060

Exterior Facade Consultant:
Gilsanz Murray Steficek, LLP
129 West 27th Street, 5th Fl.
New York, NY 10001
(212) 254-0030

Landscape Architect:
Weintraub Diaz, LLC
19 New Street
Nyack, NY 10960
(845) 353-2500

Civil Engineer & Acoustic Consultant:
AKRF Engineering PC
440 Park Avenue South, 7th Fl.
New York, NY 10016
(646) 388-9829

IT & Security Consultant:
Anj Communications
133 Sunny Ridge Road
Harrison, New York 10528
(914) 967-1967

Pool Consultant:
Integrated Aquatics Engineering, Inc.
75 Shewell Ave
Doylestown, PA 18901
(215) 230-8623

Elevator Consultant:
Jenkins and Huntington
1251 Avenue of the Americas
New York, NY 10020
(212)-696-1818

DOB STAMPS & SIGNATURES:

Clara Gomez
APPROVED
Under Directive 1 of 1975
Date: 11/06/2017
NYC Development Hub

DWG TITLE:
STAIR SECTIONS WEST - EAST
FLOOR 60 THROUGH BULKHEAD
& PARTIAL NORTH - SOUTH
NB#121192903

SEAL & SIGNATURE:
REGISTERED ARCHITECT JOHN DAVID SALVIA 026863 STATE OF NEW YORK

DATE: 10/30/2017
PROJECT #: 14A26
SCALE: 1/4" = 1'-0"
DWG NO. A-502.00

© MCS 130 William Draft | Dwg | Set 17_Submission

DEPT OF BLDGS 121192903 Job Number
E350053433 25 Scan Code

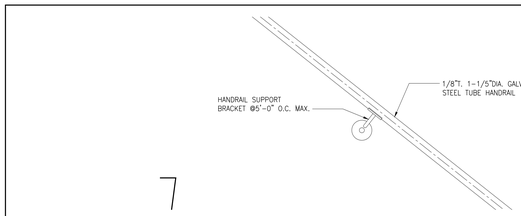

7

6 TYPICAL HANDRAIL ELEVATION DETAIL
SCALE: 1-1/2" = 1'-0"

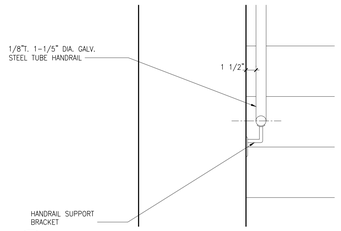

5 TYPICAL FLOOR HANDRAIL SECTION DETAIL
SCALE: 1-1/2" = 1'-0"

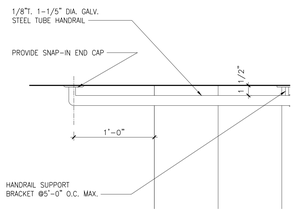

4 TYPICAL FLOOR HANDRAIL PLAN DETAIL
SCALE: 1-1/2" = 1'-0"

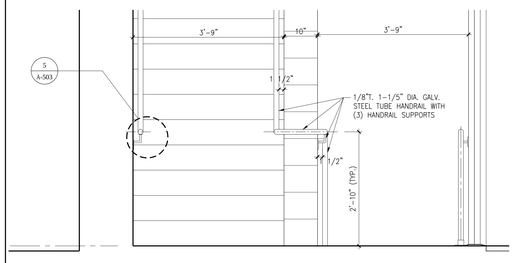

EGRESS STAIR NORTH SOUTH
3 TYPICAL FLOOR STAIR SECTION
SCALE: 3/4" = 1'-0"

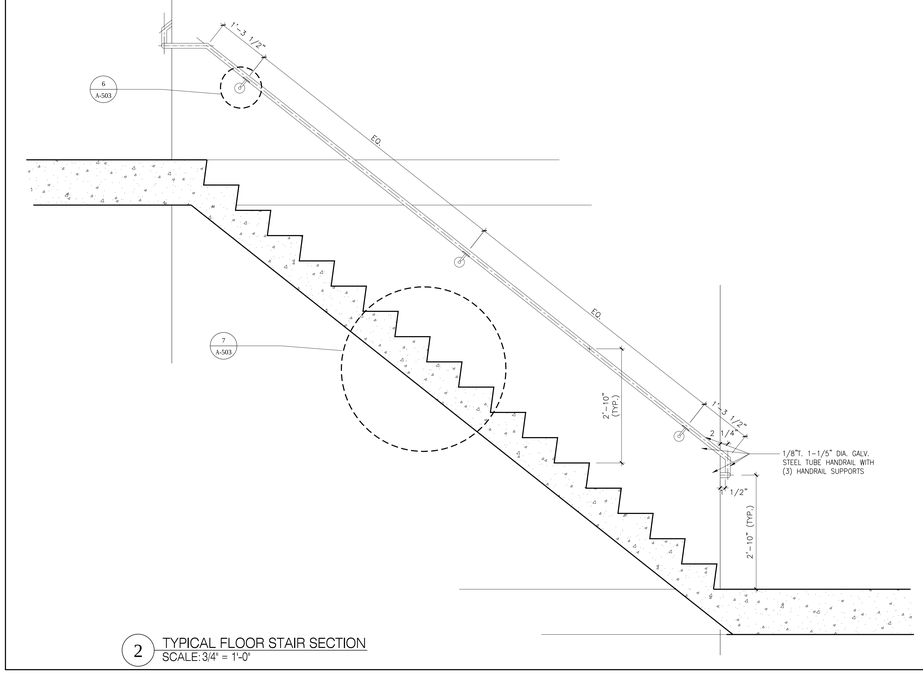

2 TYPICAL FLOOR STAIR SECTION
SCALE: 3/4" = 1'-0"

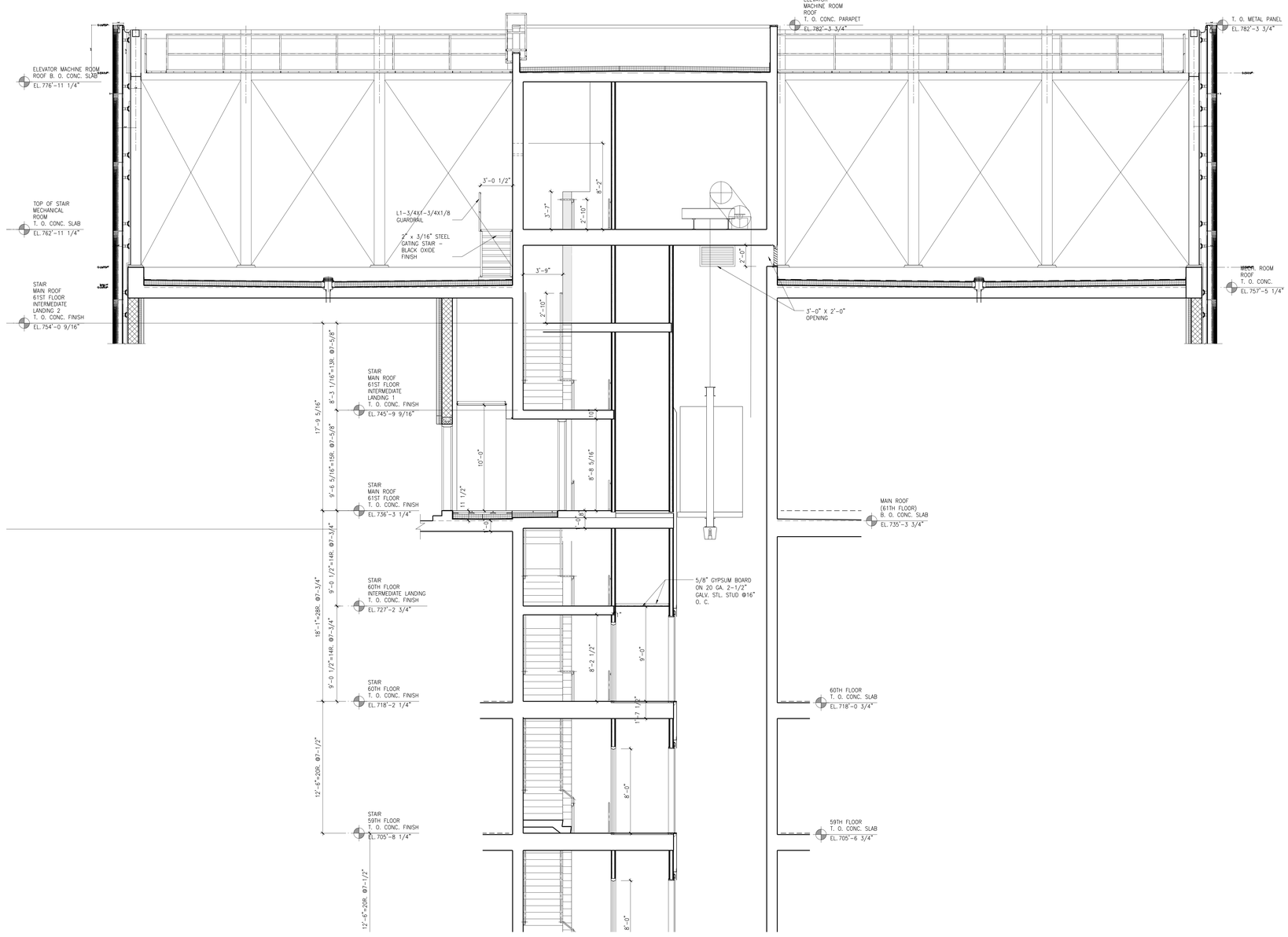

EGRESS STAIR NORTH SOUTH SECTION
1 59TH FLOOR THROUGH ELEVATOR BUILKHEAD
SCALE: 1/4" = 1'-0"

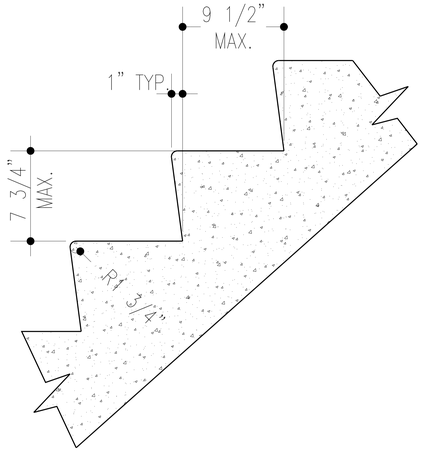

7 TYPICAL STAIR NOSING DETAIL
SCALE: 3/4" = 1'-0"

NOTES:

Number:	Date:	Revision:
6	10/30/2017	ISSUED TO DOB
5	06/14/2017	ISSUED FOR CONSTRUCTION
4	03/31/2017	95% CD SUBMISSION
3	01/20/2017	80% CD SUBMISSION
2	01/06/2017	DOB RE-SUBMISSION
1	11/11/2016	CORE & SHELL BUY SET

Project:
130 WILLIAM STREET
130 WILLIAM STREET
NEW YORK, NY 10038

Client:
THE LIGHTSTONE GROUP
130 WILLIAM STREET PROPERTY OWNER LLC
460 PARK AVE, 13TH FLOOR
NEW YORK, NY 10022
(212) 616-9971

Architect:
HILL | WEST ARCHITECTS
11 BROADWAY
17TH FLOOR
NEW YORK, NY 10004
T. 212 213 8007

Creative Director
Adjaye Associates
415 Broadway, 3rd Fl.
New York, NY 10013
(212) 965-8477

Building Structures:
McNamara Salvia
62 West 45th Street, 11th Fl.
New York, NY 10036
(212) 246-9800

MEP Engineer:
Ventrop ECG, LLC
365 W 34th Street, 3rd Fl.
New York, NY 10001
(212) 244-5060

Exterior Facade Consultant:
Gilsanz Murray Steficek, LLP
129 West 27th Street, 5th Fl.
New York, NY 10001
(212) 254-0030

Landscape Architect:
Weintraub Diaz, LLC
19 New Street
Nyack, NY 10960
(845) 353-2500

Civil Engineer & Acoustic Consultant:
AKRF Engineering PC
440 Park Avenue South, 7th Fl.
New York, NY 10016
(646) 388-9829

IT & Security Consultant:
Anj Communications
133 Sunny Ridge Road
Harrison, New York 10528
(914) 967-1967

Pool Consultant:
Integrated Aquatics Engineering, Inc.
75 Shewell Ave
Doylestown, PA 18901
(215) 230-8623

Elevator Consultant:
Jenkins and Huntington
1251 Avenue of the Americas
New York, NY 10020
(212)-696-1818

DOB STAMPS & SIGNATURES:

Clara Gomez
Buildings
APPROVED
Under Directive 1 of 1975
Date: 11/06/2017
NYC Development Hub

DWG TITLE:
STAIR SECTION NORTH - SOUTH
FLOOR 59 THROUGH BULKHEAD
& CORE PLANS
NB#121192903

SEAL & SIGNATURE:
REGISTERED ARCHITECT
CHARLES SALVIA
No. 026863
STATE OF NEW YORK

DATE: 10/30/2017
PROJECT #: 14A26
SCALE: AS NOTED
A-503.00
DWG NO.

I:\14A26 130 Willam Street_Drawing Data\15_Submissions

DEPT OF BLDGS 121192903 Job Number
ES170053808 Scan Code

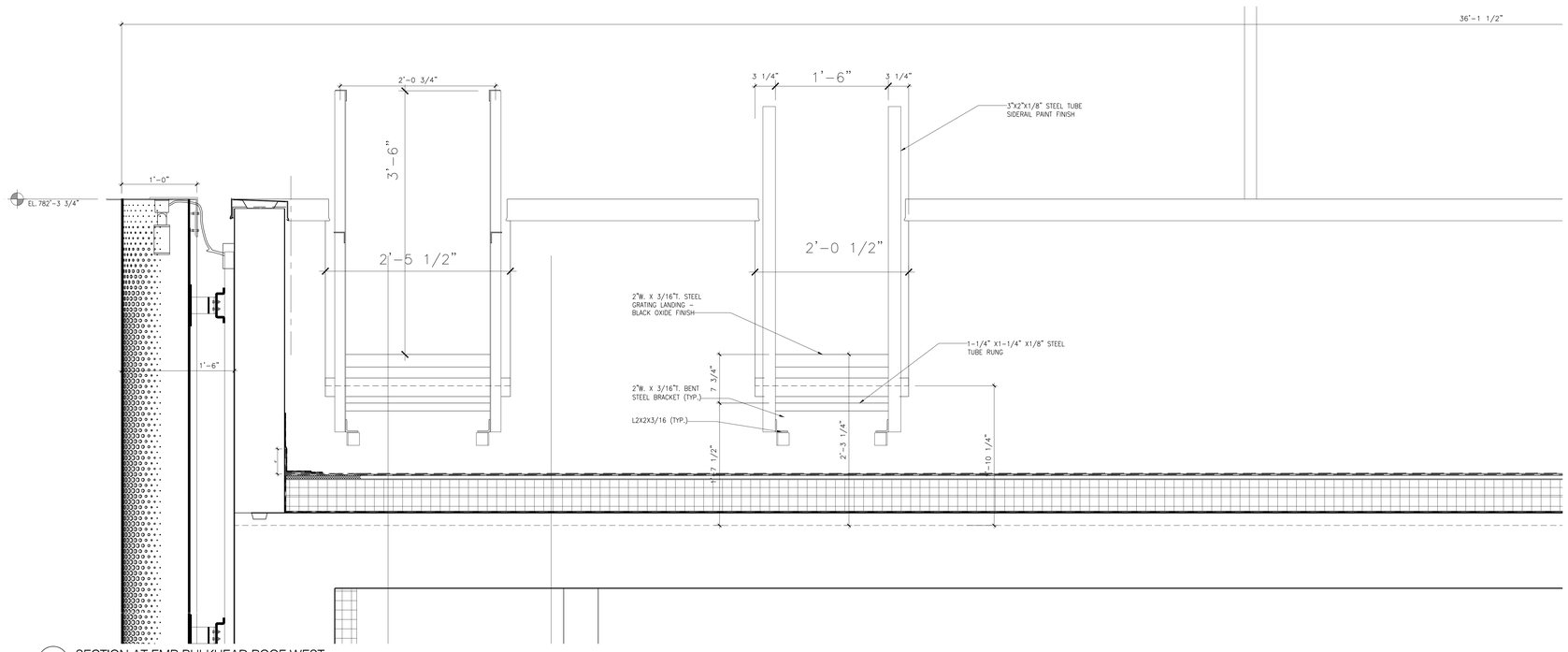

3 SECTION AT EMR BULKHEAD ROOF WEST
SCALE: 1-1/2"=1'-0"

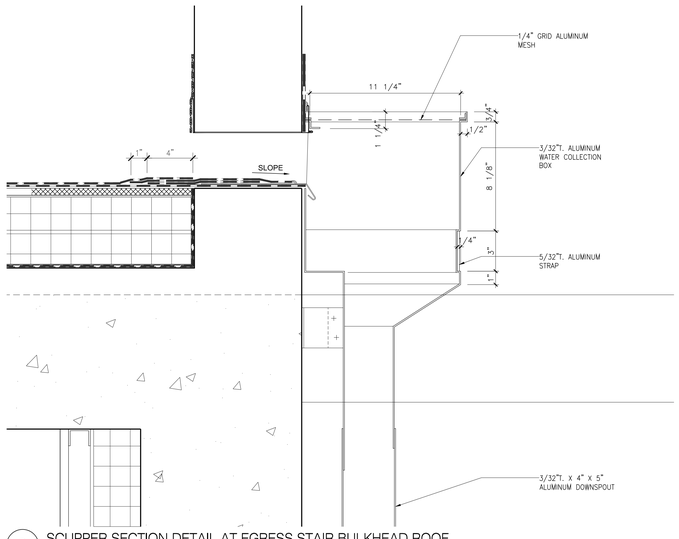

2 SCUPPER SECTION DETAIL AT EGRESS STAIR BULKHEAD ROOF
SCALE: 1-1/2"=1'-0"

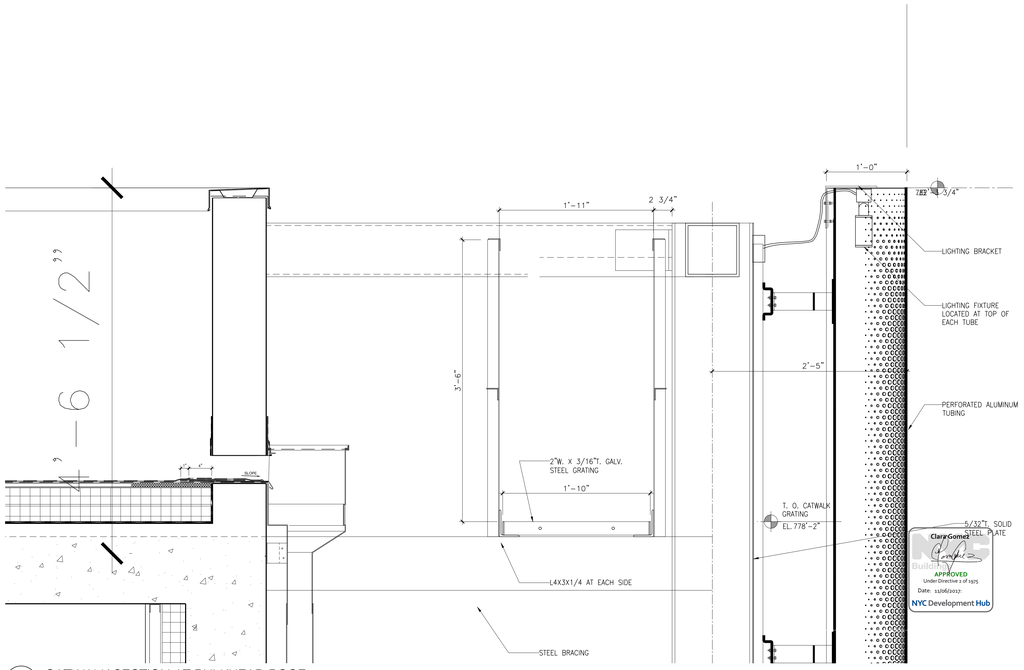

1 CATWALK SECTION AT BULKHEAD ROOF
SCALE: 1-1/2"=1'-0"

NOTES:

Number:	Date:	Revision:
3	10/30/2017	ISSUED TO DOB
2	06/14/2017	ISSUED FOR CONSTRUCTION
1	03/31/2017	95% CO SUBMISSION

Project:
130 WILLIAM STREET
130 WILLIAM STREET
NEW YORK, NY 10038

Client:
THE LIGHTSTONE GROUP
130 WILLIAM STREET PROPERTY OWNER LLC
460 PARK AVE, 13TH FLOOR
NEW YORK, NY 10022
(212) 616-9971

Architect:
HILL | WEST ARCHITECTS
11 BROADWAY
17TH FLOOR
NEW YORK, NY 10004
T. 212 213 8007

Creative Director
Adjaye Associates
415 Broadway, 3rd Fl.
New York, NY 10013
(212) 965-8477

Building Structures:
McNamara Salvia
62 West 45th Street, 11th Fl.
New York, NY 10036
(212) 246-9800

MEP Engineer:
Ventrop ECG, LLC
365 W 34th Street, 3rd Fl.
New York, NY 10001
(212) 244-5060

Exterior Facade Consultant:
Gilsanz Murray Steficek, LLP
129 West 27th Street, 5th Fl.
New York, NY 10001
(212) 254-0030

Landscape Architect:
Weintraub Diaz, LLC
19 New Street
Nyack, NY 10960
(845) 353-2500

Civil Engineer & Acoustic Consultant:
AKRF Engineering PC
440 Park Avenue South, 7th Fl.
New York, NY 10016
(646) 388-9829

IT & Security Consultant:
Anj Communications
133 Sunny Ridge Road
Harrison, New York 10528
(914) 967-1967

Pool Consultant:
Integrated Aquatics Engineering, Inc.
75 Shewell Ave
Doylestown, PA 18901
(215) 230-8623

Elevator Consultant:
Jenkins and Huntington
1251 Avenue of the Americas
New York, NY 10020
(212)-696-1818

DOB STAMPS & SIGNATURES:

DWG TITLE: STAIR WEST - EAST
EMR BULKHEAD ROOF
SECTIONS & SCUPPER DETAIL
NB#121192903

SEAL & SIGNATURE:
REGISTERED ARCHITECT
DAVID CHARLES WEST
No. 020801
STATE OF NEW YORK

DATE: 10/30/2017
PROJECT #: 14A26
SCALE: AS NOTED
A-504.00
DWG NO.

J:\1425 130 William Street_Dwg_Sec\10_Submissions

DEPT OF BLDGS 321320925 Job Number
E345455738Y Scan Code

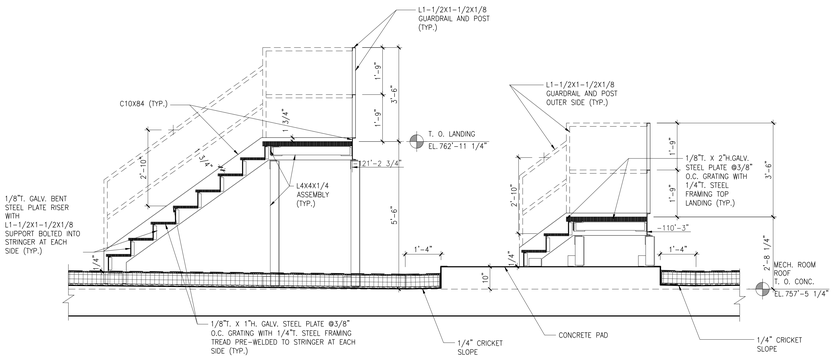

4 TWO STEEL STAIR SECTIONS AT MECHANICAL ROOM ROOF NORTH
SCALE: 1/2"=1'-0"

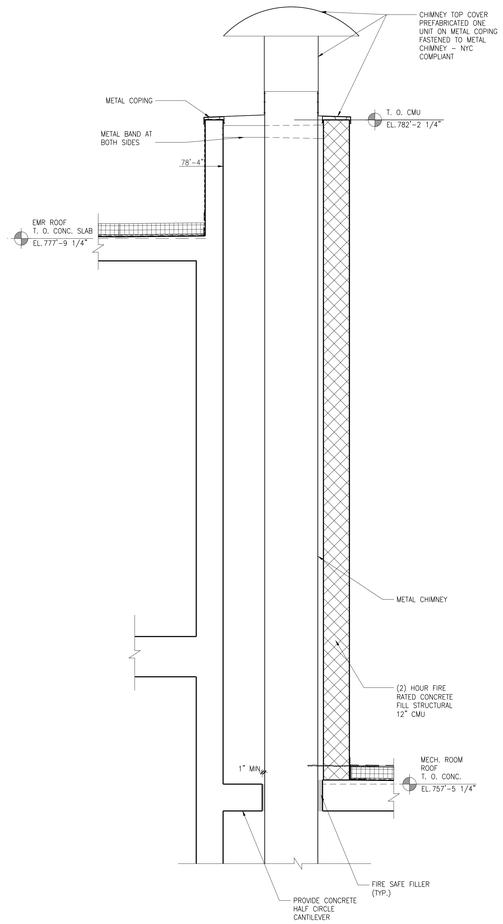

3 CHIMENY SECTION AT MECHANICAL ROOM ROOF SOUTH
SCALE: 1/2"=1'-0"

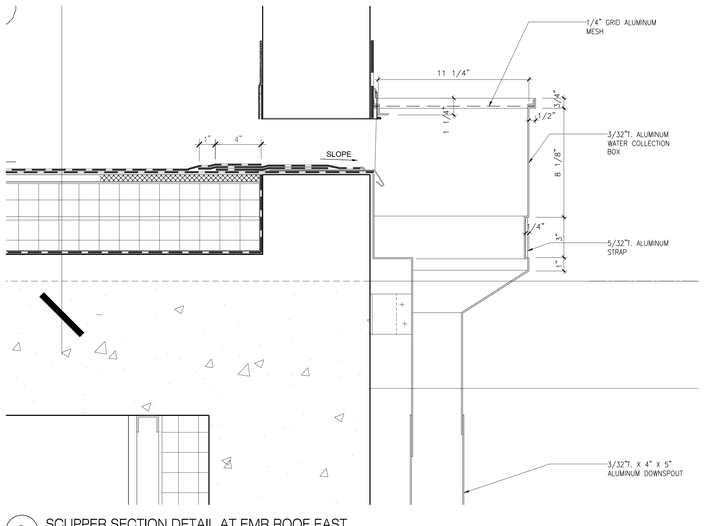

3 SCUPPER SECTION DETAIL AT EMR ROOF EAST
SCALE: 3"=1'-0"

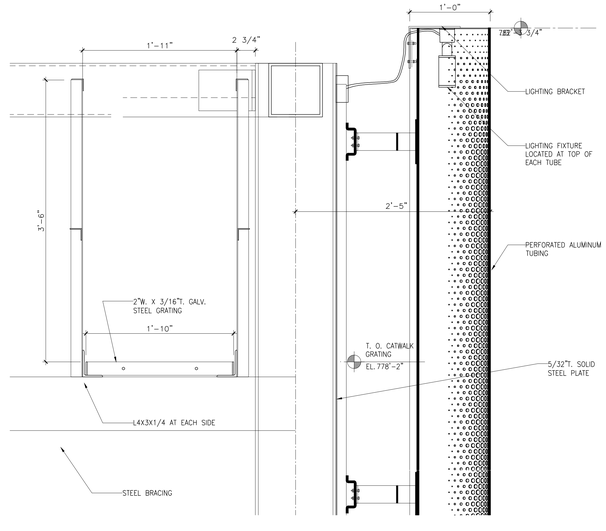

1 CATWALKSECTION DETAIL AT MECHANICAL ROOF EAST
SCALE: 1-1/2"=1'-0"

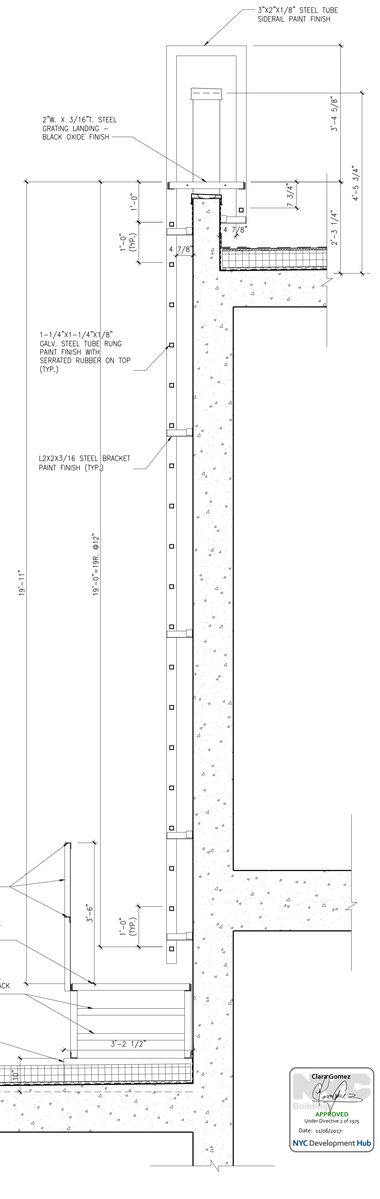

1 LADDER SECTION DETAIL AT MECHANICAL ROOF NORTH
SCALE: 3/4"=1'-0"

NOTES:

Number:	Date:	Revision:
3	10/30/2017	ISSUED TO DOB
2	06/14/2017	ISSUED FOR CONSTRUCTION
1	03/31/2017	95% CD SUBMISSION

Project:
130 WILLIAM STREET
130 WILLIAM STREET
NEW YORK, NY 10038

Client:
THE LIGHTSTONE GROUP
130 WILLIAM STREET PROPERTY OWNER LLC
460 PARK AVE, 13TH FLOOR
NEW YORK, NY 10022
(212) 616-9971

Architect:
HILL | WEST ARCHITECTS
11 BROADWAY
17TH FLOOR
NEW YORK, NY 10004
T. 212 213 8007

Creative Director
Adjaye Associates
415 Broadway, 3rd Fl.
New York, NY 10013
(212) 965-8477

Building Structures:
McNamara Salvia
62 West 45th Street, 11th Fl.
New York, NY 10036
(212) 246-9800

MEP Engineer:
Ventrop ECG, LLC
365 W 34th Street, 3rd Fl.
New York, NY 10001
(212) 244-5060

Exterior Facade Consultant:
Gilsanz Murray Steficek, LLP
129 West 27th Street, 5th Fl.
New York, NY 10001
(212) 254-0030

Landscape Architect:
Weintraub Diaz, LLC
19 New Street
Nyack, NY 10960
(845) 353-2500

Civil Engineer & Acoustic Consultant:
AKRF Engineering PC
440 Park Avenue South, 7th Fl.
New York, NY 10016
(646) 388-9829

IT & Security Consultant:
Anj Communications
133 Sunny Ridge Road
Harrison, New York 10528
(914) 967-1967

Pool Consultant:
Integrated Aquatics Engineering, Inc.
75 Shewell Ave
Doylestown, PA 18901
(215) 230-8623

Elevator Consultant:
Jenkins and Huntington
1251 Avenue of the Americas
New York, NY 10020
(212)-696-1818

DOB STAMPS & SIGNATURES:

ClearGomez
APPROVED
Under Directive 1 of 1975
Date: 11/06/2017
NYC Development Hub

DWG TITL: CATWALK, LADDER, SCUPPER STEEL STAIRS AND CHIMNEY SECTIONS & SECTION DETAILS
NB#121192903

SEAL & SIGNATURE:
REGISTERED ARCHITECT CHARLES YU 030851 STATE OF NEW YORK

DATE: 10/30/2017
PROJECT #: 14A26
SCALE: AS NOTED
DWG NO. A-505.00

J:\14A26 130 William Street\ Drawing Sets\ 16_Submissions

DEPT OF BLDGS 121192903 Job Number
E350470992US Scan Code

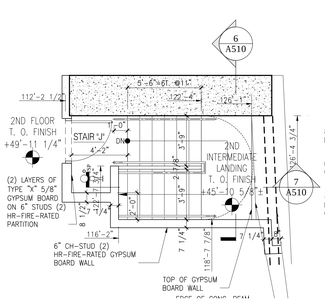

4 STAIR "J" PLAN - 2ND FLOOR
SCALE: 1/4" = 1'-0"

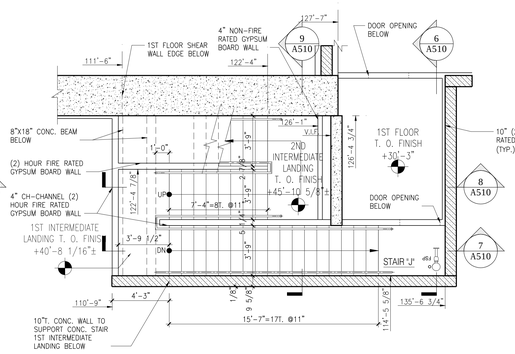

3 STAIR "J" PLAN - 1ST FLOOR MEZZANINES
SCALE: 1/4" = 1'-0"

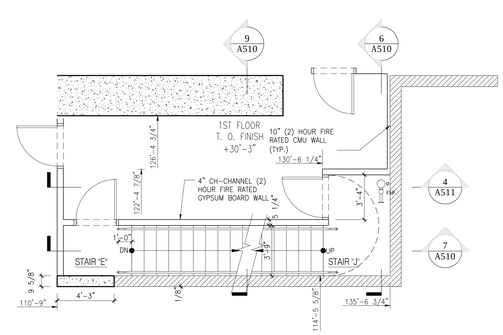

2 STAIR "E" & "J" PLAN - 1ST FLOOR
SCALE: 1/4" = 1'-0"

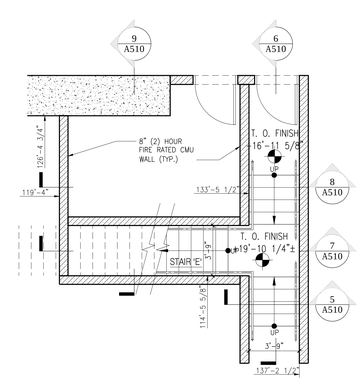

1 STAIR "E" PLAN - CELLAR
SCALE: 1/4" = 1'-0"

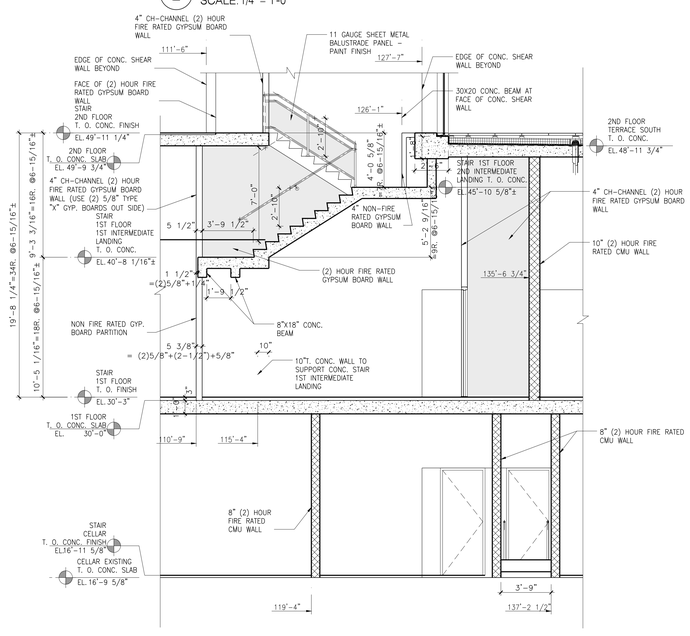

8 STAIR "E" & "J" SECTION - 1ST FLOOR TO 2ND FLOOR
SCALE: 1/4" = 1'-0"

6 STAIR "E" & "J" 4 SECTION & PARTIAL ELEVATION - CELLAR TO 2ND FLOOR
SCALE: 1/4" = 1'-0"

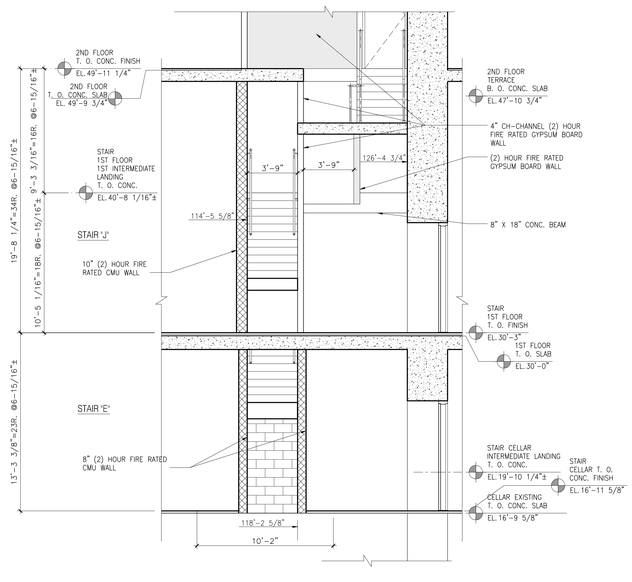

9 STAIR "E" & "J" SECTION & PARTIAL ELEVATION - CELLAR TO 2ND FLOOR
SCALE: 1/4" = 1'-0"

7 STAIR "E" & "J" SECTION - CELLAR TO 1ST FLOOR
1ST INTERMADIATE LANDING
SCALE: 1/4" = 1'-0"

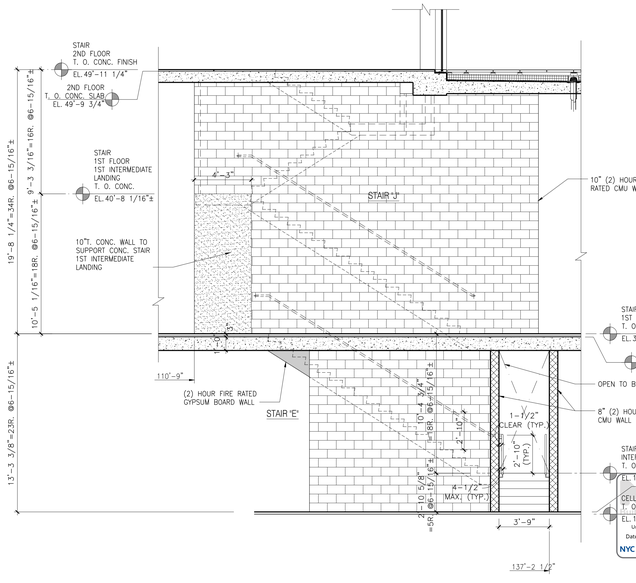

5 STAIR "E" SECTION - CELLAR TO 1ST FLOOR
SCALE: 1/4" = 1'-0"

NOTES:

Number:	Date:	Revision:
4	10/30/2017	ISSUED TO DOB
3	06/14/2017	ISSUED FOR CONSTRUCTION
2	03/31/2017	95% CD SUBMISSION
1	01/20/2017	80% CD SUBMISSION

Project:
130 WILLIAM STREET
130 WILLIAM STREET
NEW YORK, NY 10038

Client:
THE LIGHTSTONE GROUP
130 WILLIAM STREET PROPERTY OWNER LLC
460 PARK AVE, 13TH FLOOR
NEW YORK, NY 10022
(212) 616-9971

Architect:
HILL | WEST ARCHITECTS
11 BROADWAY
17TH FLOOR
NEW YORK, NY 10004
T. 212 213 8007

Creative Director
Adjaye Associates
415 Broadway, 3rd Fl.
New York, NY 10013
(212) 965-8477

Building Structures:
McNamara Salvia
62 West 45th Street, 11th Fl.
New York, NY 10036
(212) 246-9800

MEP Engineer:
Ventrop ECG, LLC
365 W 34th Street, 3rd Fl.
New York, NY 10001
(212) 244-5060

Exterior Facade Consultant:
Gilsanz Murray Steficek, LLP
129 West 27th Street, 5th Fl.
New York, NY 10001
(212) 254-0030

Landscape Architect:
Weintraub Diaz, LLC
19 New Street
Nyack, NY 10960
(845) 353-2500

Civil Engineer & Acoustic Consultant:
AKRF Engineering PC
440 Park Avenue South, 7th Fl.
New York, NY 10016
(646) 388-9829

IT & Security Consultant:
Anj Communications
133 Sunny Ridge Road
Harrison, New York 10528
(914) 967-1967

Pool Consultant:
Integrated Aquatics Engineering, Inc.
75 Shewell Ave
Doylestown, PA 18901
(215) 230-8623

Elevator Consultant:
Jenkins and Huntington
1251 Avenue of the Americas
New York, NY 10020
(212)-696-1818

DOB STAMPS & SIGNATURES:

DWG TITLE:
STAIR "E" & "J"
PLANS & SECTIONS
NB#121192903

SEAL & SIGNATURE:
REGISTERED ARCHITECT CHARLES WEST OF NEW YORK

DATE: 10/30/2017
PROJECT #: 14A26
SCALE: AS NOTED
DWG NO. A-510.00

Examined
Approved
Under Directive 2 of 1975
Date: 11/06/2017
NYC Development Hub

DEPT OF BLDGS 121192903 Job Number
E397571Y1355 Scan Code

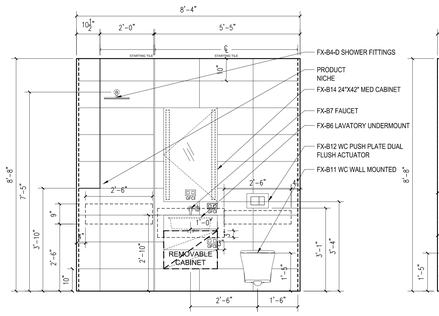

1 ELEVATION A
ALL NOTES, DIMENSION, & INFORMATION TYPICAL FOR ALL BATHROOMS, U.O.N.

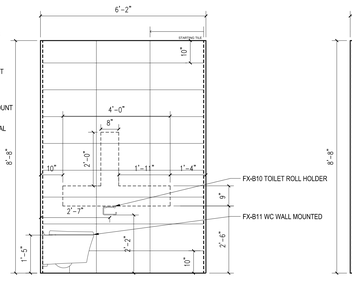

1 ELEVATION B
ALL NOTES, DIMENSION, & INFORMATION TYPICAL FOR ALL BATHROOMS, U.O.N.

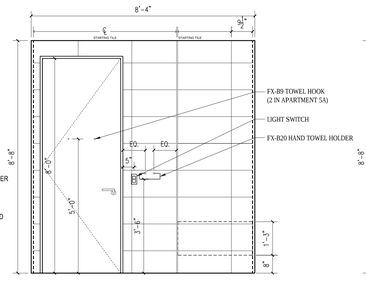

1 ELEVATION C
ALL NOTES, DIMENSION, & INFORMATION TYPICAL FOR ALL BATHROOMS, U.O.N.

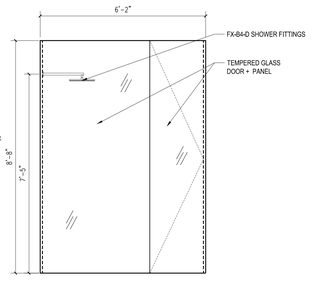

1 ELEVATION D
ALL NOTES, DIMENSION, & INFORMATION TYPICAL FOR ALL BATHROOMS, U.O.N.

CONTINUOUS TILING BEHIND CABINETS, TYP.

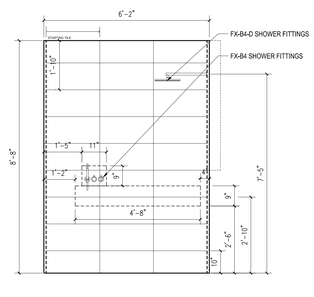

1 ELEVATION E
ALL NOTES, DIMENSION, & INFORMATION TYPICAL FOR ALL BATHROOMS, U.O.N.

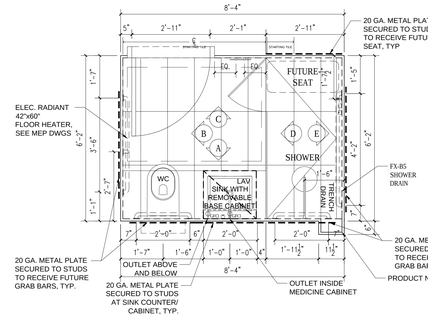

FLOOR	APARTMENT(S)	REMARKS (CHECK PLANS FOR ORIENTATION)	PLAN
5TH	A, D	TYPE P COMPLIANT	A-105.00
6TH	A		A-106.00
7TH-8TH	A		A-107.00
9TH	A		A-109.00
10TH	A		A-110.00
11TH-13TH	A		A-111.00
14TH	A		A-114.00
15TH	A		A-115.00
37TH	C		A-137.00
38TH	C		A-138.00
41ST	B		A-141.00
43RD	B		A-143.00
45, 47, 49	B		A-145.00

1 PLAN TYPE MB1
ALL NOTES, DIMENSION, & INFORMATION TYPICAL FOR ALL BATHROOMS, U.O.N.

2 ELEVATION A

2 ELEVATION B

2 ELEVATION C

2 ELEVATION D

2 ELEVATION E

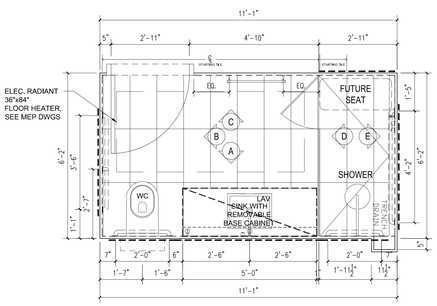

FLOOR	APARTMENT(S)	REMARKS (CHECK PLANS FOR ORIENTATION)	PLAN
5TH	B	TYPE P COMPLIANT	A-105.00
6TH	B		A-106.00
7TH-8TH	B		A-107.00
9TH	B		A-109.00
10TH	B		A-110.00
11TH-13TH	B		A-111.00
14TH	B		A-114.00
15TH	B		A-115.00

2 PLAN TYPE MB1A

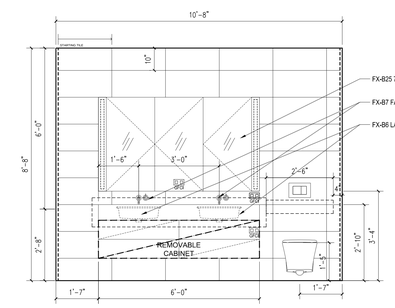

3 ELEVATION A

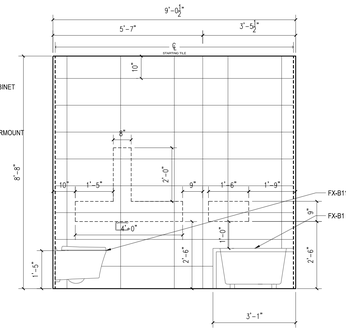

3 ELEVATION B

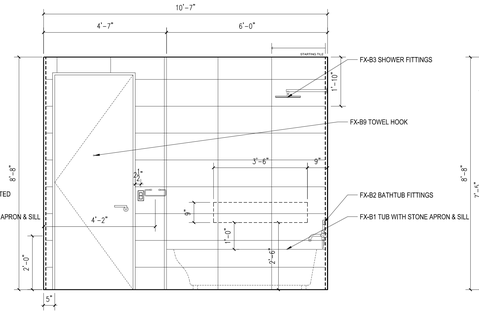

3 ELEVATION C

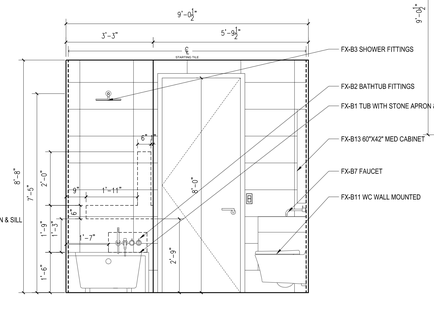

3 ELEVATION D

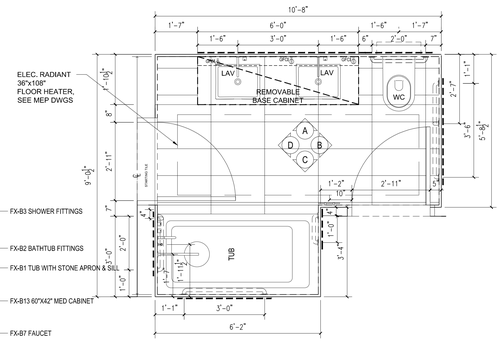

FLOOR	APARTMENT(S)	REMARKS (CHECK PLANS FOR ORIENTATION)	PLAN
5TH	C	TYPE P COMPLIANT	A-105.00
6TH	C		A-106.00
7TH-8TH	C		A-107.00
9TH	C		A-109.00
10TH	C		A-110.00
11TH-13TH	C		A-111.00
14TH	C		A-114.00
15TH	C		A-115.00

3 PLAN TYPE MB2

NOTES:

REFERENCE FOR DIMENSIONS ONLY. FOR ALL DETAIL AND FINISH INFORMATION, REFER TO ID DRAWINGS

ALL DIMENSIONS FROM FINISH FLOOR TYP.

ALIGN NICHES TO TILE JOINT.

REFER TO A-015 FOR FINISH & FIXTURE SCHEDULE.

TYPE BXX-L DENOTES LOGGIA LEVEL BATHROOM (FLS. 51-59)

TYPE BXX-PH DENOTES PENTHOUSE LEVEL BATHROOM (FL. 60)

Number:	Date:	Revision:
8	10/30/2017	ISSUED TO DOB
7	06/14/2017	ISSUED FOR CONSTRUCTION
6	03/31/2017	95% CD SUBMISSION
5	01/20/2017	80% CD SUBMISSION
4	01/06/2017	DOB RE-SUBMISSION
3	11/11/2016	CORE & SHELL BUY SET
2	07/06/2016	ISSUED TO DOB
1	06/20/2016	100% DD SUBMISSION

Project:
130 WILLIAM STREET
130 WILLIAM STREET
NEW YORK, NY 10038

Client:
THE LIGHTSTONE GROUP
130 WILLIAM STREET PROPERTY OWNER LLC
460 PARK AVE, 13TH FLOOR
NEW YORK, NY 10022
(212) 616-9971

Architect:
HILL | WEST ARCHITECTS
11 BROADWAY
17TH FLOOR
NEW YORK, NY 10004
T. 212 213 8007

Creative Director
Adjaye Associates
415 Broadway, 3rd Fl.
New York, NY 10013
(212) 965-8477

Building Structures:
McNamara Salvia
62 West 45th Street, 11th Fl.
New York, NY 10036
(212) 246-9800

MEP Engineer:
Ventrop ECG, LLC
365 W 34th Street, 3rd Fl.
New York, NY 10001
(212) 244-5060

Exterior Facade Consultant:
Gilsanz Murray Steficek, LLP
129 West 27th Street, 5th Fl.
New York, NY 10001
(212) 254-0030

Landscape Architect:
Weintraub Diaz, LLC
19 New Street
Nyack, NY 10960
(845) 353-2500

Civil Engineer & Acoustic Consultant:
AKRF Engineering PC
440 Park Avenue South, 7th Fl.
New York, NY 10016
(646) 388-9829

IT & Security Consultant:
Anj Communications
133 Sunny Ridge Road
Harrison, New York 10528
(914) 967-1967

Pool Consultant:
Integrated Aquatics Engineering, Inc.
75 Shewell Ave
Doylestown, PA 18901
(215) 230-8623

Elevator Consultant:
Jenkins and Huntington
1251 Avenue of the Americas
New York, NY 10020
(212)-696-1818

DOB STAMPS & SIGNATURES:

Clara Gomez
APPROVED
Under Directive 2 of 1975
Date: 11/06/2017
NYC Development Hub

DWG TITLE:
NON-LOGGIA MASTER BATHROOM
PLANS & ELEVATIONS

NB#121192903

SEAL & SIGNATURE:
REGISTERED ARCHITECT
DAVID CHARLES WEST
026980
STATE OF NEW YORK

DATE: 10/30/2017
PROJECT #: 14A26
SCALE: 1/4" = 1'-0"
A-600.00
DWG NO.

J:\14A26 130 William Street\Arch_Drawing Sets\10_Submissions

DEPT OF BLDGS 421130923 Job Number
E3810A79050 Scan Code

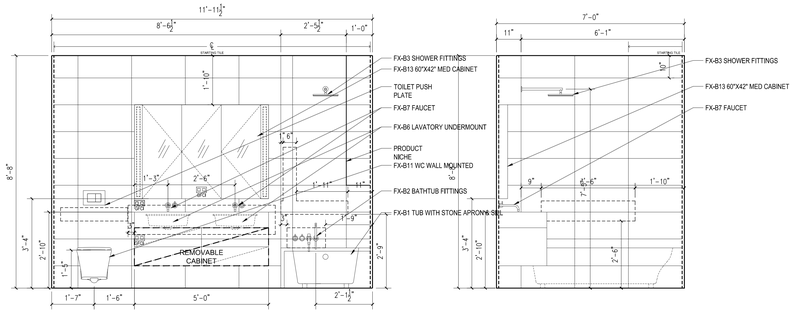

1 ELEVATION A
ALL NOTES, DIMENSION, & INFORMATION TYPICAL FOR ALL BATHROOMS, U.O.N.

1 ELEVATION B
ALL NOTES, DIMENSION, & INFORMATION TYPICAL FOR ALL BATHROOMS, U.O.N.

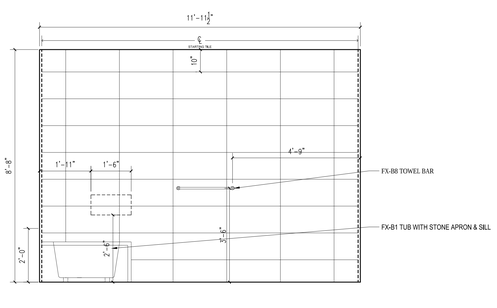

1 ELEVATION C
ALL NOTES, DIMENSION, & INFORMATION TYPICAL FOR ALL BATHROOMS, U.O.N.

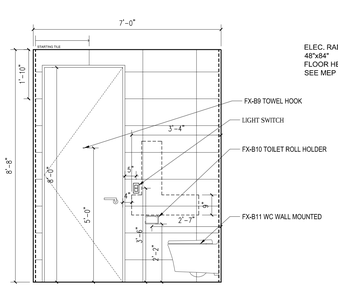

1 ELEVATION D
ALL NOTES, DIMENSION, & INFORMATION TYPICAL FOR ALL BATHROOMS, U.O.N.

CONTINUOUS TILING BEHIND CABINETS, TYP.

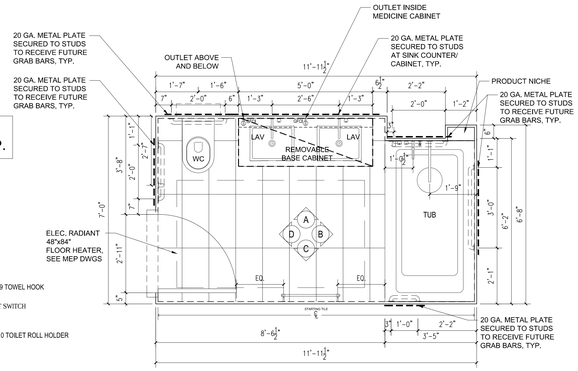

FLOOR	APARTMENT(S)	REMARKS (CHECK PLANS FOR ORIENTATION)	PLAN
16TH-17TH	A	TYPE P COMPLIANT	A-116.00
18TH	A		A-118.00
19TH-25TH	A		A-119.00
26TH	A		A-126.00

1 PLAN TYPE MB2A
ALL NOTES, DIMENSION, & INFORMATION TYPICAL FOR ALL BATHROOMS, U.O.N.

2 ELEVATION A

2 ELEVATION B

2 ELEVATION C

2 ELEVATION D

FLOOR	APARTMENT(S)	REMARKS (CHECK PLANS FOR ORIENTATION)	PLAN
6TH	E	TYPE P COMPLIANT	A-106.00
7TH-8TH	E		A-107.00
9TH	E		A-109.00
10TH	E		A-110.00
11TH-13TH	E		A-111.00
14TH	E		A-114.00
15TH	E		A-115.00
16TH-17TH	D		A-116.00
18TH	D		A-118.00
28TH	D		A-128.00
29TH-36TH	D		A-129.00

2 PLAN TYPE MB2B

3 ELEVATION A

3 ELEVATION B

3 ELEVATION C

3 ELEVATION D / ELEVATION E

FLOOR	APARTMENT(S)	REMARKS (CHECK PLANS FOR ORIENTATION)	PLAN
6TH	D	TYPE P COMPLIANT	A-106.00
7TH-8TH	D		A-107.00
9TH	D		A-109.00
10TH	D		A-110.00
16TH-17TH	B		A-116.00
18TH	B		A-118.00
19TH-25TH	B, C, E		A-119.00
26TH	B, C, E		A-126.00
28TH	A, B, C	NO PRODUCT NICHE UNIT B	A-128.00
29TH-36TH	A, B, C	NO PRODUCT NICHE UNIT B	A-129.00
37TH	A, B	NO PRODUCT NICHE UNIT B	A-137.00
38TH	A, B	NO PRODUCT NICHE UNIT B	A-138.00

Clara Gomez
APPROVED
Under Directive 1 of 1975
Date: 10/05/2017
NYC Development Hub

3 PLAN TYPE MB3

NOTES:

REFERENCE FOR DIMENSIONS ONLY. FOR ALL DETAIL AND FINISH INFORMATION, REFER TO ID DRAWINGS

ALL DIMENSIONS FROM FINISH FLOOR TYP.

ALIGN NICHES TO TILE JOINT.

REFER TO A-015 FOR FINISH & FIXTURE SCHEDULE.

TYPE BXX-L DENOTES LOGGIA LEVEL BATHROOM (FLS. 51-59)

TYPE BXX-PH DENOTES PENTHOUSE LEVEL BATHROOM (FL. 60)

8	10/30/2017	ISSUED TO DOB
7	06/14/2017	ISSUED FOR CONSTRUCTION
6	03/31/2017	95% CD SUBMISSION
5	01/20/2017	80% CD SUBMISSION
4	01/06/2017	DOB RE-SUBMISSION
3	11/11/2016	CORE & SHELL BUY SET
2	07/06/2016	ISSUED TO DOB
1	06/20/2016	100% DD SUBMISSION

Number: Date: Revision:

Project:
130 WILLIAM STREET
130 WILLIAM STREET
NEW YORK, NY 10038

Client:
THE LIGHTSTONE GROUP
130 WILLIAM STREET PROPERTY OWNER LLC
460 PARK AVE, 13TH FLOOR
NEW YORK, NY 10022
(212) 616-9971

Architect:
HILL | WEST ARCHITECTS
11 BROADWAY
17TH FLOOR
NEW YORK, NY 10004
T. 212 213 8007

Creative Director
Adjaye Associates
415 Broadway, 3rd Fl.
New York, NY 10013
(212) 965-8477

Building Structures:
McNamara Salvia
62 West 45th Street, 11th Fl.
New York, NY 10036
(212) 246-9800

MEP Engineer:
Ventrop ECG, LLC
365 W 34th Street, 3rd Fl.
New York, NY 10001
(212) 244-5060

Exterior Facade Consultant:
Gilsanz Murray Steficek, LLP
129 West 27th Street, 5th Fl.
New York, NY 10001
(212) 254-0030

Landscape Architect:
Weintraub Diaz, LLC
19 New Street
Nyack, NY 10960
(845) 353-2500

Civil Engineer & Acoustic Consultant:
AKRF Engineering PC
440 Park Avenue South, 7th Fl.
New York, NY 10016
(646) 388-9829

IT & Security Consultant:
Anj Communications
133 Sunny Ridge Road
Harrison, New York 10528
(914) 967-1967

Pool Consultant:
Integrated Aquatics Engineering, Inc.
75 Shewell Ave
Doylestown, PA 18901
(215) 230-8623

Elevator Consultant:
Jenkins and Huntington
1251 Avenue of the Americas
New York, NY 10020
(212)-696-1818

DOB STAMPS & SIGNATURES:

DWG TITLE:
NON-LOGGIA MASTER BATHROOM PLANS & ELEVATIONS

NB#121192903

SEAL & SIGNATURE:
REGISTERED ARCHITECT DAVID CHARLES WEST 022680 STATE OF NEW YORK

DATE: 10/30/2017
PROJECT #: 14426
SCALE: 1/4" = 1'-0"
A-601.00
DWG NO.

J:\14426 130 William Street\A01_Drawing Set\10_Submission

DEPT OF BLDGS 421130923 Job Number
E507977967S Scan Code

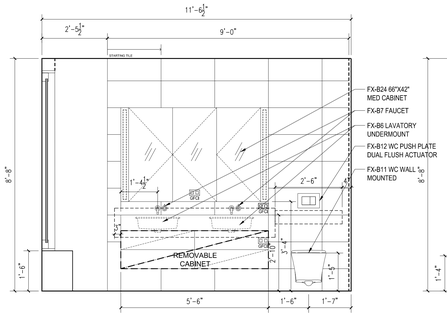

1 ELEVATION A
ALL NOTES, DIMENSION, & INFORMATION TYPICAL FOR ALL BATHROOMS, U.O.N.

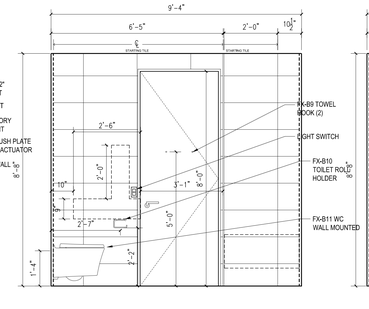

1 ELEVATION B
ALL NOTES, DIMENSION, & INFORMATION TYPICAL FOR ALL BATHROOMS, U.O.N.

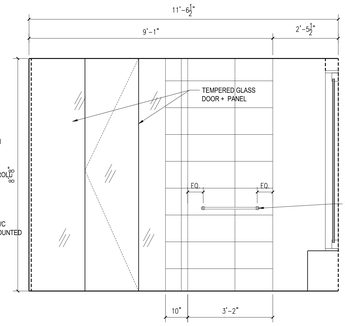

1 ELEVATION C
ALL NOTES, DIMENSION, & INFORMATION TYPICAL FOR ALL BATHROOMS, U.O.N.

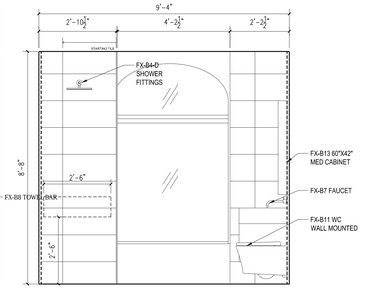

1 ELEVATION D
ALL NOTES, DIMENSION, & INFORMATION TYPICAL FOR ALL BATHROOMS, U.O.N.

CONTINUOUS TILING BEHIND CABINETS, TYP.

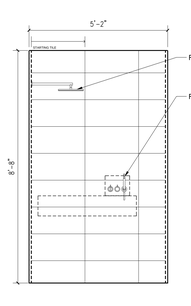

1 ELEVATION E
ALL NOTES, DIMENSION, & INFORMATION TYPICAL FOR ALL BATHROOMS, U.O.N.

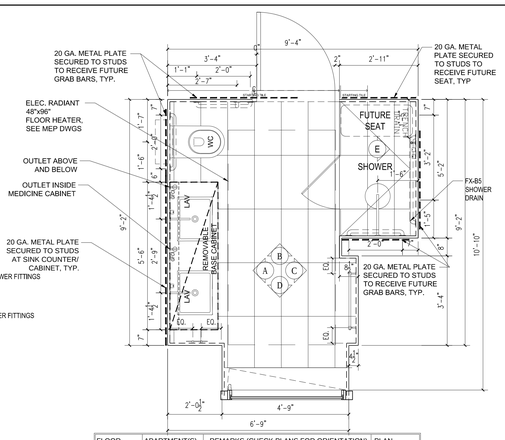

FLOOR	APARTMENT(S)	REMARKS (CHECK PLANS FOR ORIENTATION)	PLAN
5TH	E	TYPE P COMPLIANT	A-105.00
6TH	E		A-106.00
7TH-8TH	F		A-107.00
9TH	F		A-109.00
10TH	F		A-110.00
11TH-13TH	F		A-111.00
14TH	F		A-114.00
15TH	F		A-115.00
16TH-17TH	E		A-116.00
18TH	E		A-118.00

1 PLAN TYPE MB3A
ALL NOTES, DIMENSION, & INFORMATION TYPICAL FOR ALL BATHROOMS, U.O.N.

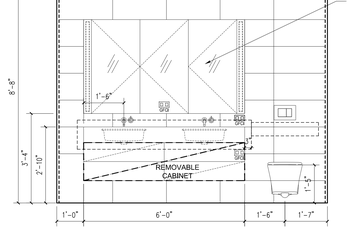

2 ELEVATION A

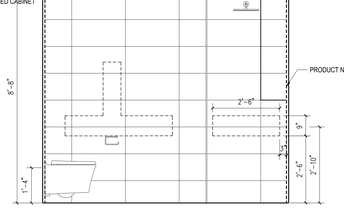

2 ELEVATION B

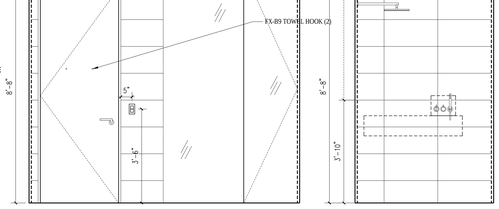

2 ELEVATION C

2 ELEVATION D

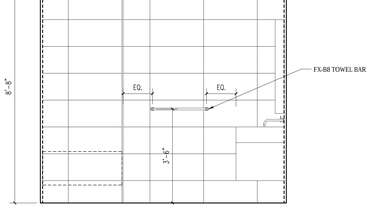

2 ELEVATION E

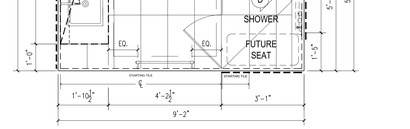

FLOOR	APARTMENT(S)	REMARKS (CHECK PLANS FOR ORIENTATION)	PLAN
11TH-13TH	D	TYPE P COMPLIANT	A-111.00
14TH	D		A-114.00
15TH	D		A-115.00
16TH-17TH	C		A-116.00
18TH	C		A-118.00

2 PLAN TYPE MB3B

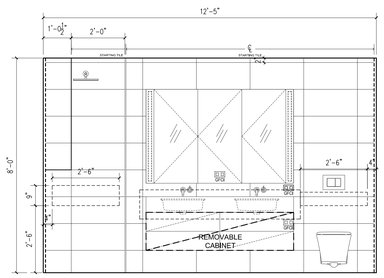

3 ELEVATION A

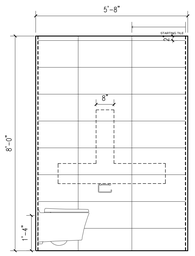

3 ELEVATION B

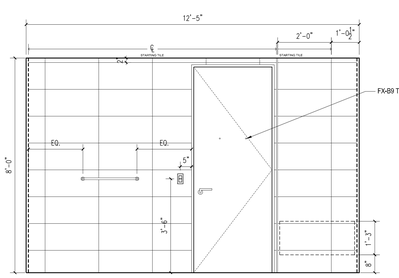

3 ELEVATION C

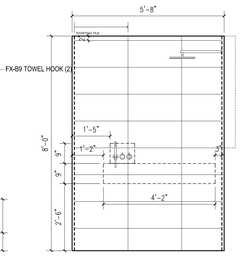

3 ELEVATION D

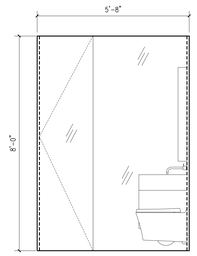

3 ELEVATION E

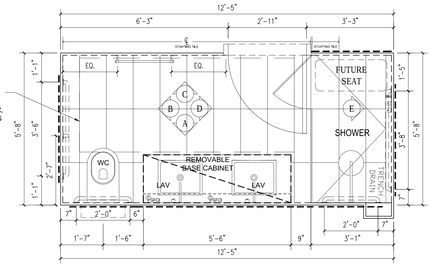

FLOOR	APARTMENT(S)	REMARKS (CHECK PLANS FOR ORIENTATION)	PLAN
37TH	D	TYPE P COMPLIANT	A-137.00
38TH	D		A-138.00
39TH	B		A-139.00

3 PLAN TYPE MB3E

Clark Gomez
APPROVED
Under Directive 2 of 1975
Date: 01/06/2017
NYC Development Hub

NOTES:

REFERENCE FOR DIMENSIONS ONLY. FOR ALL DETAIL AND FINISH INFORMATION, REFER TO ID DRAWINGS

ALL DIMENSIONS FROM FINISH FLOOR TYP.

ALIGN NICHES TO TILE JOINT.

REFER TO A-015 FOR FINISH & FIXTURE SCHEDULE.

TYPE BXX-L DENOTES LOGGIA LEVEL BATHROOM (FLS. 51-59)

TYPE BXX-PH DENOTES PENTHOUSE LEVEL BATHROOM (FL. 60)

Number:	Date:	Revision:
9	10/30/2017	ISSUED TO DOB
8	09/15/2017	ASI-013 - LINK BEAM REVISIONS
7	06/14/2017	ISSUED FOR CONSTRUCTION
6	03/31/2017	95% CD SUBMISSION
5	01/20/2017	80% CD SUBMISSION
4	01/06/2017	DOB RE-SUBMISSION
3	11/11/2016	CORE & SHELL BUY SET
2	07/06/2016	ISSUED TO DOB
1	06/20/2016	100% DD SUBMISSION

Project:
130 WILLIAM STREET
130 WILLIAM STREET
NEW YORK, NY 10038

Client:
THE LIGHTSTONE GROUP
130 WILLIAM STREET PROPERTY OWNER LLC
460 PARK AVE, 13TH FLOOR
NEW YORK, NY 10022
(212) 616-9971

Architect:
HILL | WEST ARCHITECTS
11 BROADWAY
17TH FLOOR
NEW YORK, NY 10004
T. 212 213 8007

Creative Director
Adjaye Associates
415 Broadway, 3rd Fl.
New York, NY 10013
(212) 965-8477

Building Structures:
McNamara Salvia
62 West 45th Street, 11th Fl.
New York, NY 10036
(212) 246-9800

MEP Engineer:
Ventrop ECG, LLC
365 W 34th Street, 3rd Fl.
New York, NY 10001
(212) 244-5060

Exterior Facade Consultant:
Gilsanz Murray Steficek, LLP
129 West 27th Street, 5th Fl.
New York, NY 10001
(212) 254-0030

Landscape Architect:
Weintraub Diaz, LLC
19 New Street
Nyack, NY 10960
(845) 353-2500

Civil Engineer & Acoustic Consultant:
AKRF Engineering PC
440 Park Avenue South, 7th Fl.
New York, NY 10016
(646) 388-9829

IT & Security Consultant:
Anj Communications
133 Sunny Ridge Road
Harrison, New York 10528
(914) 967-1967

Pool Consultant:
Integrated Aquatics Engineering, Inc.
75 Shewell Ave
Doylestown, PA 18901
(215) 230-8623

Elevator Consultant:
Jenkins and Huntington
1251 Avenue of the Americas
New York, NY 10020
(212)-696-1818

DOB STAMPS & SIGNATURES:

DWG TITLE:
NON-LOGGIA MASTER BATHROOM PLANS & ELEVATIONS

NB#121192903

SEAL & SIGNATURE:
REGISTERED ARCHITECT DAVID CHARLES WEST 026861 STATE OF NEW YORK

DATE: 10/30/2017
PROJECT #: 14A26
SCALE: 1/4" = 1'-0"
A-602.00
DWG NO.

DEPT OF BLDGS 321320925 Job Number
E350264539B9 Scan Code

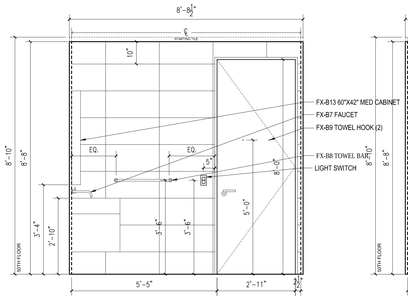

1 ELEVATION A
ALL NOTES, DIMENSION, & INFORMATION TYPICAL FOR ALL BATHROOMS, U.O.N.

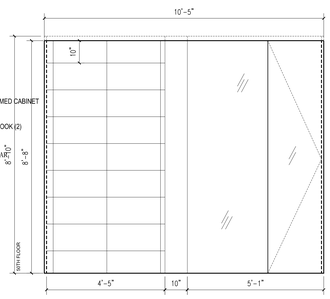

1 ELEVATION B
ALL NOTES, DIMENSION, & INFORMATION TYPICAL FOR ALL BATHROOMS, U.O.N.

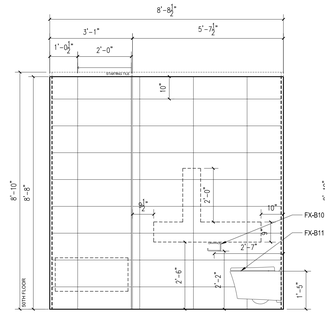

1 ELEVATION C
ALL NOTES, DIMENSION, & INFORMATION TYPICAL FOR ALL BATHROOMS, U.O.N.

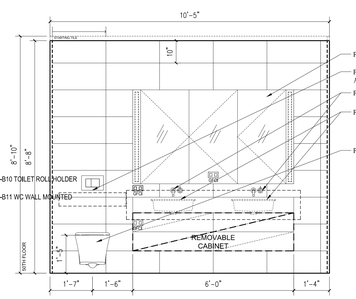

1 ELEVATION D
ALL NOTES, DIMENSION, & INFORMATION TYPICAL FOR ALL BATHROOMS, U.O.N.

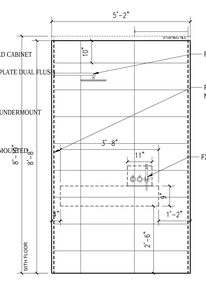

1 ELEVATION E
ALL NOTES, DIMENSION, & INFORMATION TYPICAL FOR ALL BATHROOMS, U.O.N.

CONTINUOUS TILING BEHIND CABINETS, TYP.

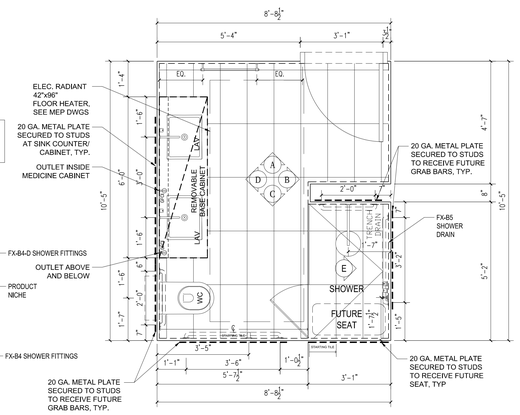

FLOOR	APARTMENT(S)	REMARKS (CHECK PLANS FOR ORIENTATION)	PLAN
40TH	C	TYPE A COMPLIANT	A-140.00
41ST	C		A-141.00
42ND	C		A-142.00
43RD	C		A-143.00
50TH	C		A-150.00

1 PLAN TYPE MB3F
ALL NOTES, DIMENSION, & INFORMATION TYPICAL FOR ALL BATHROOMS, U.O.N.

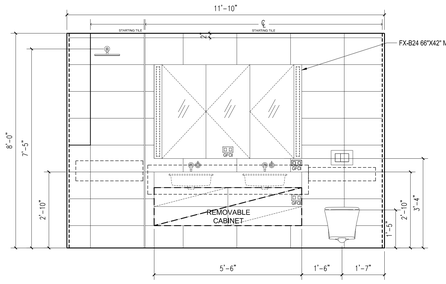

2 ELEVATION A

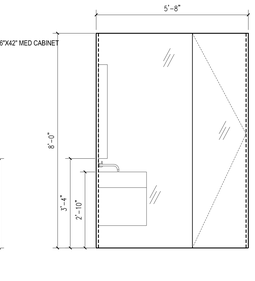

2 ELEVATION B

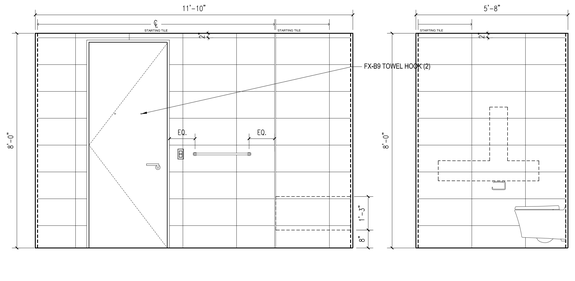

2 ELEVATION C
2 ELEVATION D

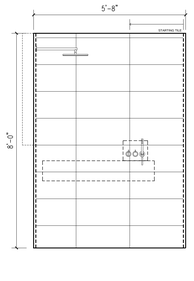

2 ELEVATION E

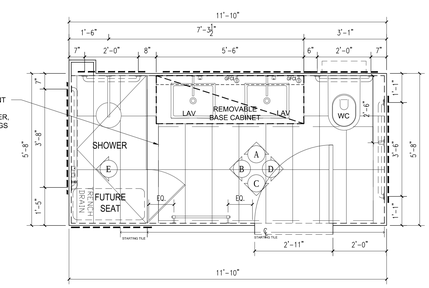

FLOOR	APARTMENT(S)	REMARKS (CHECK PLANS FOR ORIENTATION)	PLAN
19TH-25TH	D	TYPE P COMPLIANT	A-119.00
26TH	D		A-126.00

2 PLAN TYPE MB3i

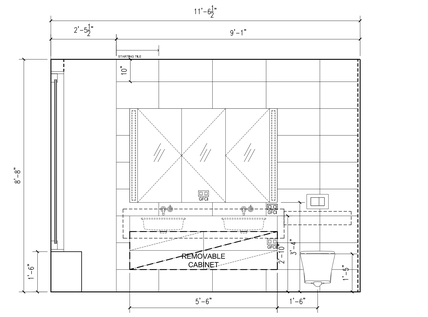

3 ELEVATION A

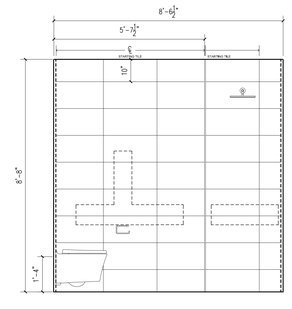

3 ELEVATION B

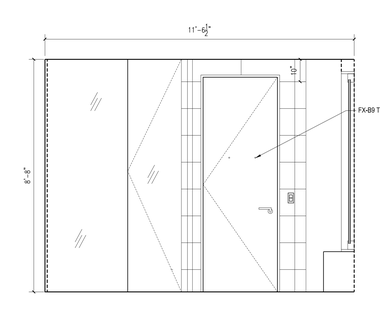

3 ELEVATION C

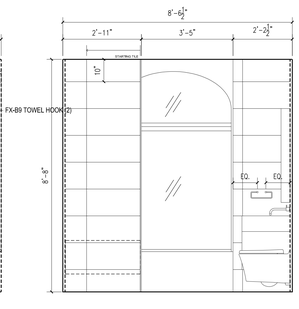

3 ELEVATION D

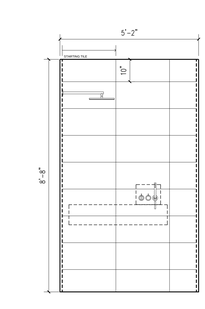

3 ELEVATION E

FLOOR	APARTMENT(S)	REMARKS (CHECK PLANS FOR ORIENTATION)	PLAN
37TH	E	TYPE P COMPLIANT	A-137.00
38TH	E		A-138.00
39TH	C		A-139.00
40TH	D		A-140.00
41ST	D		A-141.00
42ND	D		A-142.00
43RD	D		A-143.00

3 PLAN TYPE MB3J

ClaraGomez
APPROVED
Under Directive 1 of 1975
Date: 11/06/2012
NYC Development Hub

NOTES:

REFERENCE FOR DIMENSIONS ONLY. FOR ALL DETAIL AND FINISH INFORMATION, REFER TO ID DRAWINGS

ALL DIMENSIONS FROM FINISH FLOOR TYP.

ALIGN NICHES TO TILE JOINT.

REFER TO A-015 FOR FINISH & FIXTURE SCHEDULE.

TYPE BXX-L DENOTES LOGGIA LEVEL BATHROOM (FLS. 51-59)

TYPE BXX-PH DENOTES PENTHOUSE LEVEL BATHROOM (FL. 60)

Number:	Date:	Revision:
9	10/30/2017	ISSUED TO DOB
8	09/15/2017	ASI-013 - LINK BEAM REVISIONS
7	06/14/2017	ISSUED FOR CONSTRUCTION
6	03/31/2017	95% CD SUBMISSION
5	01/20/2017	80% CD SUBMISSION
4	01/06/2017	DOB RE-SUBMISSION
3	11/11/2016	CORE & SHELL BUY SET
2	07/06/2016	ISSUED TO DOB
1	06/20/2016	100% DD SUBMISSION

Project:
130 WILLIAM STREET
130 WILLIAM STREET
NEW YORK, NY 10038

Client:
THE LIGHTSTONE GROUP
130 WILLIAM STREET PROPERTY OWNER LLC
460 PARK AVE, 13TH FLOOR
NEW YORK, NY 10022
(212) 616-9971

Architect:
HILL | WEST ARCHITECTS
11 BROADWAY
17TH FLOOR
NEW YORK, NY 10004
T. 212 213 8007

Creative Director
Adjaye Associates
415 Broadway, 3rd Fl.
New York, NY 10013
(212) 965-8477

Building Structures:
McNamara Salvia
62 West 45th Street, 11th Fl.
New York, NY 10036
(212) 246-9800

MEP Engineer:
Ventrop ECG, LLC
365 W 34th Street, 3rd Fl.
New York, NY 10001
(212) 244-5060

Exterior Facade Consultant:
Gilsanz Murray Steficek, LLP
129 West 27th Street, 5th Fl.
New York, NY 10001
(212) 254-0030

Landscape Architect:
Weintraub Diaz, LLC
19 New Street
Nyack, NY 10960
(845) 353-2500

Civil Engineer & Acoustic Consultant:
AKRF Engineering PC
440 Park Avenue South, 7th Fl.
New York, NY 10016
(646) 388-9829

IT & Security Consultant:
Anj Communications
133 Sunny Ridge Road
Harrison, New York 10528
(914) 967-1967

Pool Consultant:
Integrated Aquatics Engineering, Inc.
75 Shewell Ave
Doylestown, PA 18901
(215) 230-8623

Elevator Consultant:
Jenkins and Huntington
1251 Avenue of the Americas
New York, NY 10020
(212)-696-1818

DOB STAMPS & SIGNATURES:

DWG TITLE:
NON-LOGGIA MASTER BATHROOM PLANS & ELEVATIONS

NB#121192903

SEAL & SIGNATURE:
REGISTERED ARCHITECT DAVID CHARLES WEST 020903 STATE OF NEW YORK

DATE: 10/30/2017
PROJECT #: 14A26
SCALE: 1/4" = 1'-0"
A-603.00
DWG NO.

J:\14A26 130 William Street\A-1_Drawing Set\11-0_Submission

DEPT OF BLDGS 121192903 Job Number
B2002889091 Scan Code

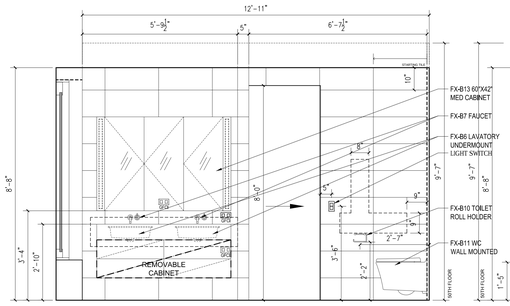

1 ELEVATION A
ALL NOTES, DIMENSION, & INFORMATION TYPICAL FOR ALL BATHROOMS, U.O.N.

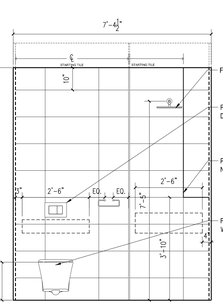

1 ELEVATION B
ALL NOTES, DIMENSION, & INFORMATION TYPICAL FOR ALL BATHROOMS, U.O.N.

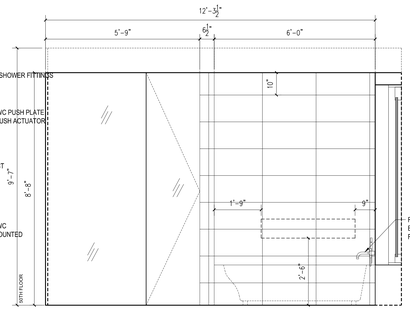

1 ELEVATION C
ALL NOTES, DIMENSION, & INFORMATION TYPICAL FOR ALL BATHROOMS, U.O.N.

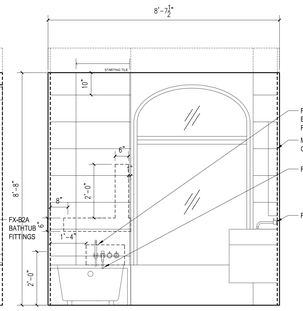

1 ELEVATION D
ALL NOTES, DIMENSION, & INFORMATION TYPICAL FOR ALL BATHROOMS, U.O.N.

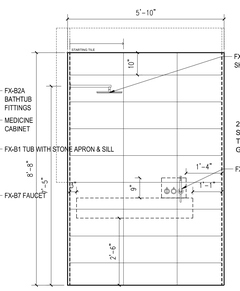

1 ELEVATION E
ALL NOTES, DIMENSION, & INFORMATION TYPICAL FOR ALL BATHROOMS, U.O.N.

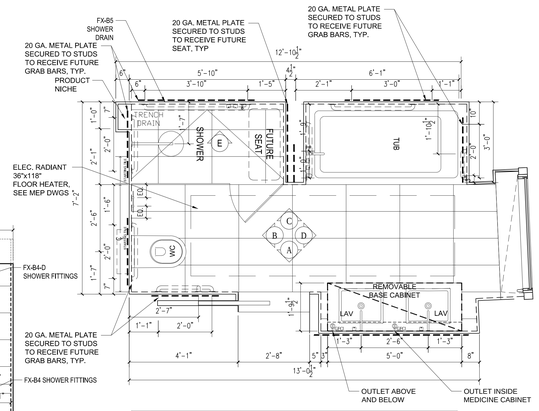

FLOOR	APARTMENT(S)	REMARKS (CHECK PLANS FOR ORIENTATION)	PLAN
44TH	D	TYPE P COMPLIANT	A-144.00
45, 47, 49	D		A-145.00
46TH & 48TH	D		A-146.00
50TH	D		A-150.00

1 PLAN TYPE MB4B
ALL NOTES, DIMENSION, & INFORMATION TYPICAL FOR ALL BATHROOMS, U.O.N.

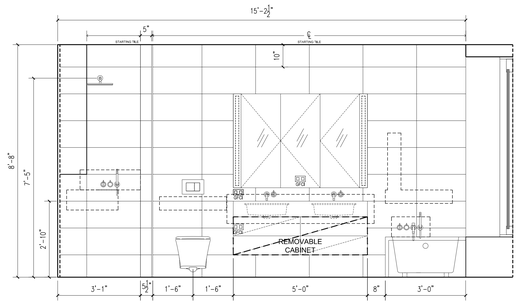

2 ELEVATION A

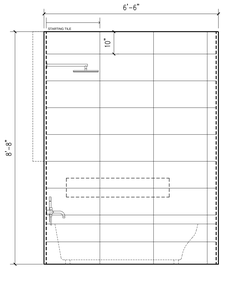

2 ELEVATION B

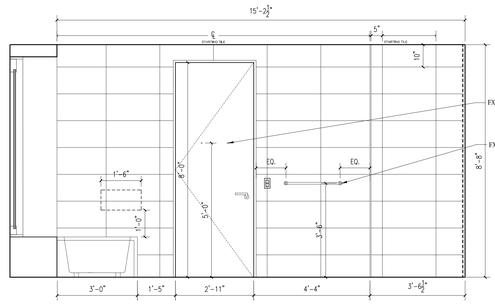

2 ELEVATION C

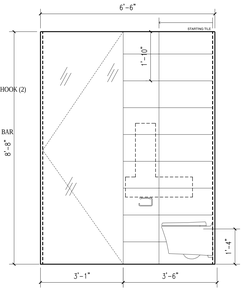

2 ELEVATION D

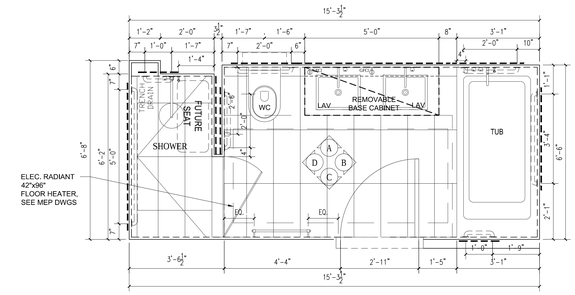

FLOOR	APARTMENT(S)	REMARKS (CHECK PLANS FOR ORIENTATION)	PLAN
39TH	A	TYPE P COMPLIANT	A-139.00
41ST	A		A-141.00
43RD	A		A-143.00
45, 47, 49	A		A-145.00

2 PLAN TYPE MB4C

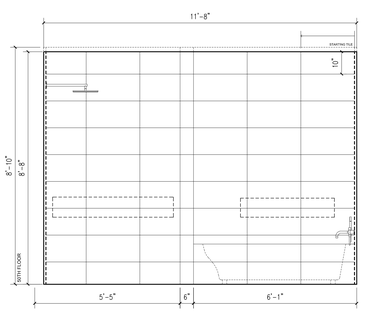

3 ELEVATION A

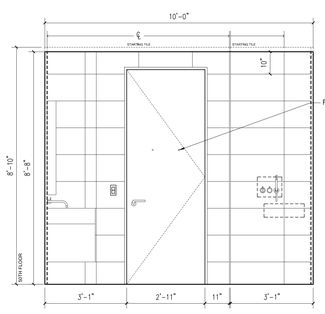

3 ELEVATION B

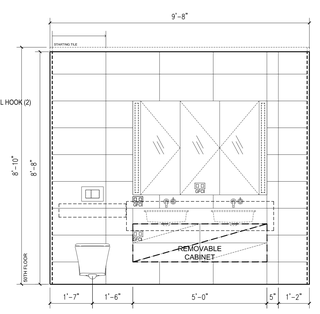

3 ELEVATION C

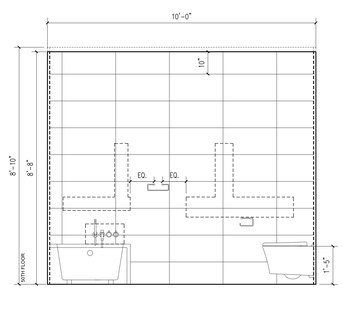

3 ELEVATION D

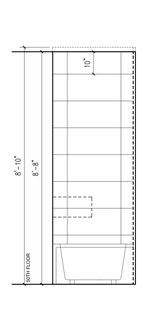

3 ELEVATION E

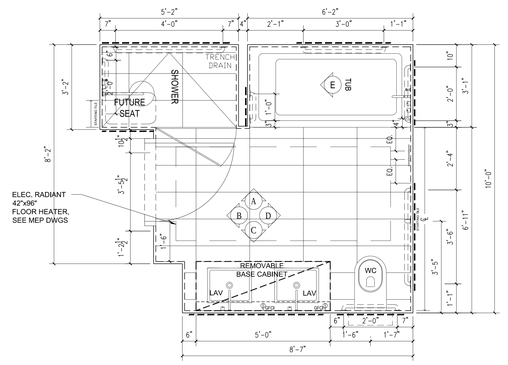

FLOOR	APARTMENT(S)	REMARKS (CHECK PLANS FOR ORIENTATION)	PLAN
40TH	A	TYPE A COMPLIANT	A-140.00
42ND	A		A-142.00
44TH	A		A-144.00
46TH & 48TH	A		A-146.00
50TH	A		A-150.00

3 PLAN TYPE MB4D

Clara Gomez
APPROVED
Under Directive 1 of 1975
Date: 11/06/2017
NYC Development Hub

NOTES:

REFERENCE FOR DIMENSIONS ONLY. FOR ALL DETAIL AND FINISH INFORMATION, REFER TO ID DRAWINGS

ALL DIMENSIONS FROM FINISH FLOOR TYP.

ALIGN NICHES TO TILE JOINT.

REFER TO A-015 FOR FINISH & FIXTURE SCHEDULE.

TYPE BXX-L DENOTES LOGGIA LEVEL BATHROOM (FLS. 51-59)

TYPE BXX-PH DENOTES PENTHOUSE LEVEL BATHROOM (FL. 60)

8	10/30/2017	ISSUED TO DOB
7	06/14/2017	ISSUED FOR CONSTRUCTION
6	03/31/2017	95% CD SUBMISSION
5	01/20/2017	80% CD SUBMISSION
4	01/06/2017	DOB RE-SUBMISSION
3	11/11/2016	CORE & SHELL BUY SET
2	07/06/2016	ISSUED TO DOB
1	06/20/2016	100% DD SUBMISSION
Number:	Date:	Revision:

Project:
130 WILLIAM STREET
130 WILLIAM STREET
NEW YORK, NY 10038

Client:
THE LIGHTSTONE GROUP
130 WILLIAM STREET PROPERTY OWNER LLC
460 PARK AVE, 13TH FLOOR
NEW YORK, NY 10022
(212) 616-9971

Architect:
HILL | WEST ARCHITECTS
11 BROADWAY
17TH FLOOR
NEW YORK, NY 10004
T. 212 213 8007

Creative Director
Adjaye Associates
415 Broadway, 3rd Fl.
New York, NY 10013
(212) 965-8477

Building Structures:
McNamara Salvia
62 West 45th Street, 11th Fl.
New York, NY 10036
(212) 246-9800

MEP Engineer:
Ventrop ECG, LLC
365 W 34th Street, 3rd Fl.
New York, NY 10001
(212) 244-5060

Exterior Facade Consultant:
Gilsanz Murray Steficek, LLP
129 West 27th Street, 5th Fl.
New York, NY 10001
(212) 254-0030

Landscape Architect:
Weintraub Diaz, LLC
19 New Street
Nyack, NY 10960
(845) 353-2500

Civil Engineer & Acoustic Consultant:
AKRF Engineering PC
440 Park Avenue South, 7th Fl.
New York, NY 10016
(646) 388-9829

IT & Security Consultant:
Anj Communications
133 Sunny Ridge Road
Harrison, New York 10528
(914) 967-1967

Pool Consultant:
Integrated Aquatics Engineering, Inc.
75 Shewell Ave
Doylestown, PA 18901
(215) 230-8623

Elevator Consultant:
Jenkins and Huntington
1251 Avenue of the Americas
New York, NY 10020
(212)-696-1818

DOB STAMPS & SIGNATURES:

DWG TITLE:
NON-LOGGIA MASTER BATHROOM PLANS & ELEVATIONS

NB#121192903

SEAL & SIGNATURE:
REGISTERED ARCHITECT JOHN CHARLES WEST 022080 STATE OF NEW YORK

DATE: 10/30/2017
PROJECT #: 14A26
SCALE: 1/4" = 1'-0"

A-604.00
DWG NO.

I:\A15 130 Max Dr\arch_Dwg\Set 10_Submissions

DEPT OF BLDGS 121192903 Job Number
E397233353 Scan Code

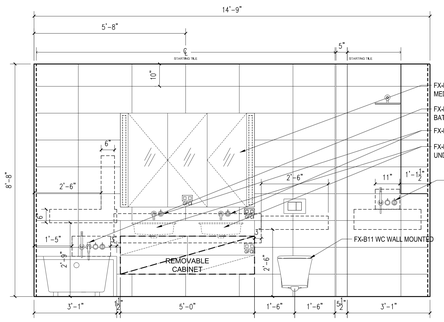

1 ELEVATION A
ALL NOTES, DIMENSION, & INFORMATION TYPICAL FOR ALL BATHROOMS, U.O.N.

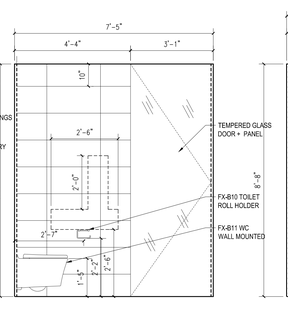

1 ELEVATION B
ALL NOTES, DIMENSION, & INFORMATION TYPICAL FOR ALL BATHROOMS, U.O.N.

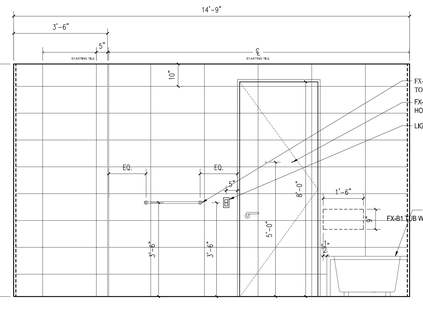

1 ELEVATION C
ALL NOTES, DIMENSION, & INFORMATION TYPICAL FOR ALL BATHROOMS, U.O.N.

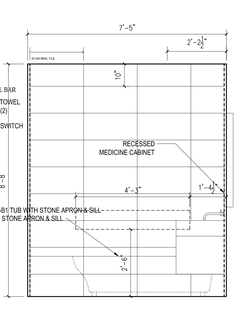

1 ELEVATION D
ALL NOTES, DIMENSION, & INFORMATION TYPICAL FOR ALL BATHROOMS, U.O.N.

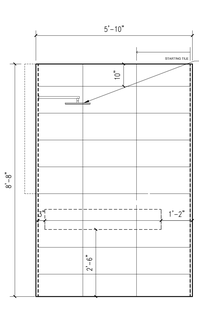

1 ELEVATION E
ALL NOTES, DIMENSION, & INFORMATION TYPICAL FOR ALL BATHROOMS, U.O.N.

CONTINUOUS TILING BEHIND CABINETS, TYP.

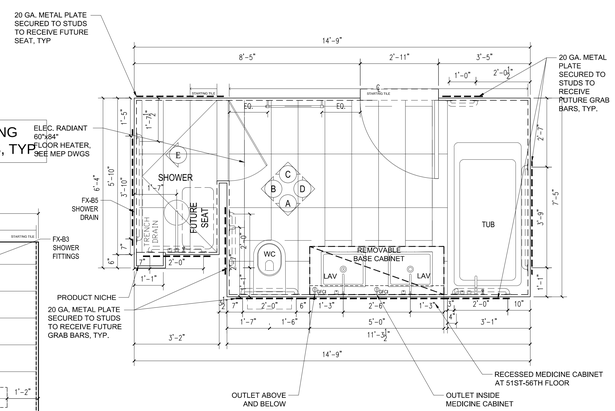

FLOOR	APARTMENT(S)	REMARKS (CHECK PLANS FOR ORIENTATION)	PLAN
45, 47, 49	C	TYPE P COMPLIANT | NO COVE LIGHTING	A-145.00

1 PLAN TYPE MB4F
ALL NOTES, DIMENSION, & INFORMATION TYPICAL FOR ALL BATHROOMS, U.O.N.

2 ELEVATION A

2 ELEVATION B

2 ELEVATION C

2 ELEVATION D

2 ELEVATION E

FLOOR	APARTMENT(S)	REMARKS (CHECK PLANS FOR ORIENTATION)	PLAN
40TH	B	TYPE P COMPLIANT | PH FINISHES	A-140.00
42ND	B		A-142.00
44TH	B		A-144.00
46TH & 48TH	B		A-146.00
50TH	B		A-150.00

2 PLAN TYPE MB4M

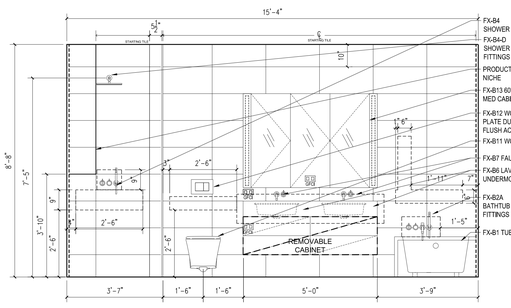

3 ELEVATION A

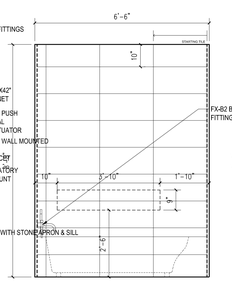

3 ELEVATION B

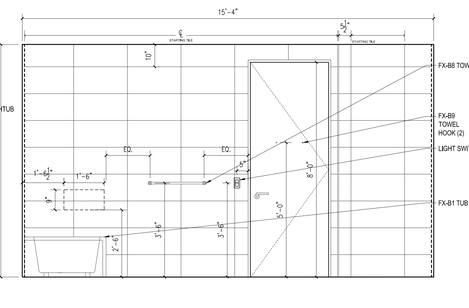

3 ELEVATION C

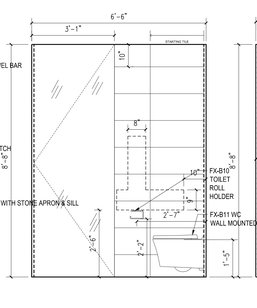

3 ELEVATION D

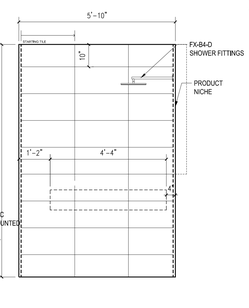

3 ELEVATION E

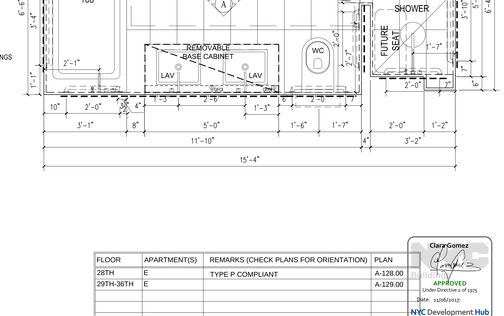

FLOOR	APARTMENT(S)	REMARKS (CHECK PLANS FOR ORIENTATION)	PLAN
28TH	E	TYPE P COMPLIANT	A-128.00
29TH-36TH	E		A-129.00

3 PLAN TYPE MB4N

Clara Gomez
APPROVED
Under Directive 1 of 1975
Date 10/30/2017
NYC Development Hub

NOTES:

REFERENCE FOR DIMENSIONS ONLY. FOR ALL DETAIL AND FINISH INFORMATION, REFER TO ID DRAWINGS

ALL DIMENSIONS FROM FINISH FLOOR TYP.

ALIGN NICHES TO TILE JOINT.

REFER TO A-015 FOR FINISH & FIXTURE SCHEDULE.

TYPE BXX-L DENOTES LOGGIA LEVEL BATHROOM (FLS. 51-59)

TYPE BXX-PH DENOTES PENTHOUSE LEVEL BATHROOM (FL. 60)

Number:	Date:	Revision:
9	10/30/2017	ISSUED TO DOB
8	09/15/2017	ASI-013 - LINK BEAM REVISIONS
7	06/14/2017	ISSUED FOR CONSTRUCTION
6	03/31/2017	95% CD SUBMISSION
5	01/20/2017	80% CD SUBMISSION
4	01/06/2017	DOB RE-SUBMISSION
3	11/11/2016	CORE & SHELL BUY SET
2	07/06/2016	ISSUED TO DOB
1	06/20/2016	100% DD SUBMISSION

Project:
130 WILLIAM STREET
130 WILLIAM STREET
NEW YORK, NY 10038

Client:
THE LIGHTSTONE GROUP
130 WILLIAM STREET PROPERTY OWNER LLC
460 PARK AVE, 13TH FLOOR
NEW YORK, NY 10022
(212) 616-9971

Architect:
HILL | WEST ARCHITECTS
11 BROADWAY
17TH FLOOR
NEW YORK, NY 10004
T. 212 213 8007

Creative Director
Adjaye Associates
415 Broadway, 3rd Fl.
New York, NY 10013
(212) 965-8477

Building Structures:
McNamara Salvia
62 West 45th Street, 11th Fl.
New York, NY 10036
(212) 246-9800

MEP Engineer:
Ventrop ECG, LLC
365 W 34th Street, 3rd Fl.
New York, NY 10001
(212) 244-5060

Exterior Facade Consultant:
Gilsanz Murray Steficek, LLP
129 West 27th Street, 5th Fl.
New York, NY 10001
(212) 254-0030

Landscape Architect:
Weintraub Diaz, LLC
19 New Street
Nyack, NY 10960
(845) 353-2500

Civil Engineer & Acoustic Consultant:
AKRF Engineering PC
440 Park Avenue South, 7th Fl.
New York, NY 10016
(646) 388-9829

IT & Security Consultant:
Anj Communications
133 Sunny Ridge Road
Harrison, New York 10528
(914) 967-1967

Pool Consultant:
Integrated Aquatics Engineering, Inc.
75 Shewell Ave
Doylestown, PA 18901
(215) 230-8623

Elevator Consultant:
Jenkins and Huntington
1251 Avenue of the Americas
New York, NY 10020
(212)-696-1818

DOB STAMPS & SIGNATURES:

DWG TITLE:
NON-LOGGIA MASTER BATHROOM PLANS & ELEVATIONS

NB#121192903

SEAL & SIGNATURE:
REGISTERED ARCHITECT CHARLES WEST 026863 STATE OF NEW YORK

DATE: 10/30/2017
PROJECT #: 14A26
SCALE: 1/4" = 1'-0"

A-605.00
DWG NO.

J:\14A26 130 William Street\01 Drawing Sets\01 Submission

DEPT OF BLDGS 121192903 Job Number
ES9677735ES Scan Code

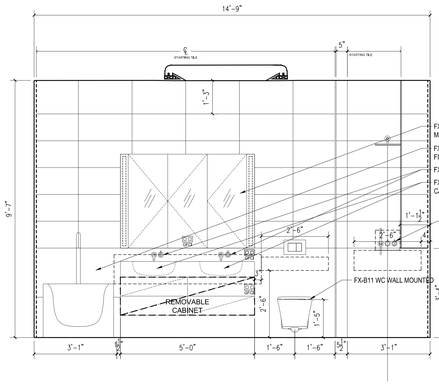

1 ELEVATION A
ALL NOTES, DIMENSION, & INFORMATION TYPICAL FOR ALL BATHROOMS, U.O.N.

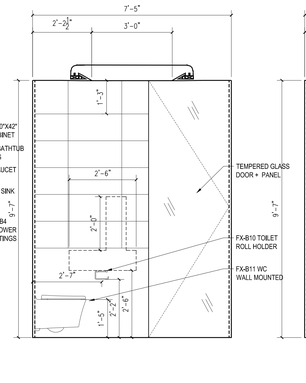

1 ELEVATION B
ALL NOTES, DIMENSION, & INFORMATION TYPICAL FOR ALL BATHROOMS, U.O.N.

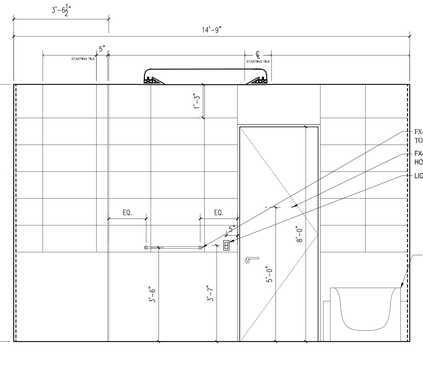

1 ELEVATION C
ALL NOTES, DIMENSION, & INFORMATION TYPICAL FOR ALL BATHROOMS, U.O.N.

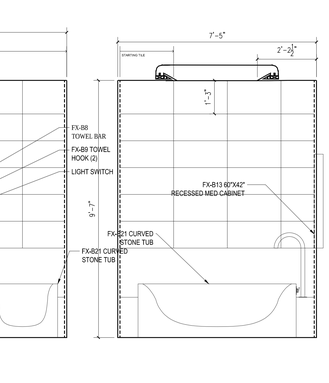

1 ELEVATION D
ALL NOTES, DIMENSION, & INFORMATION TYPICAL FOR ALL BATHROOMS, U.O.N.

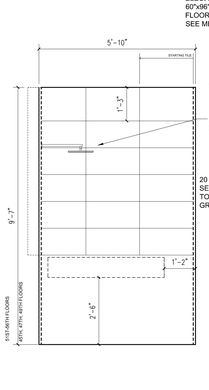

1 ELEVATION E
ALL NOTES, DIMENSION, & INFORMATION TYPICAL FOR ALL BATHROOMS, U.O.N.

CONTINUOUS TILING BEHIND CABINETS, TYP.

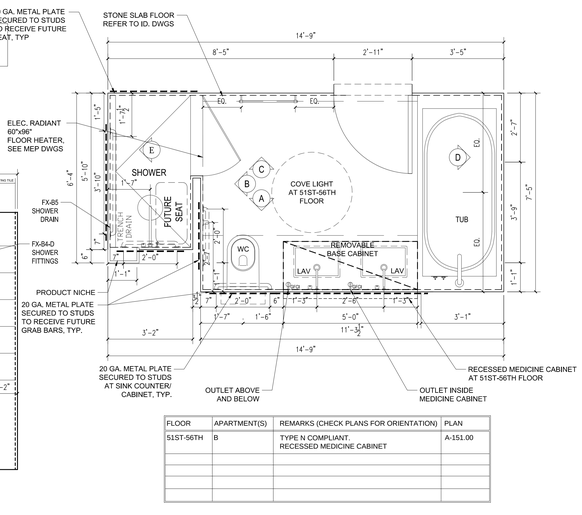

FLOOR	APARTMENT(S)	REMARKS (CHECK PLANS FOR ORIENTATION)	PLAN
51ST-56TH	B	TYPE N COMPLIANT. RECESSED MEDICINE CABINET	A-151.00

1 PLAN TYPE MB4F-L
ALL NOTES, DIMENSION, & INFORMATION TYPICAL FOR ALL BATHROOMS, U.O.N.

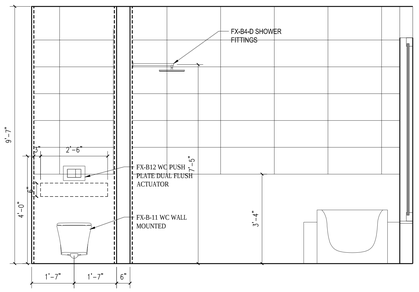

2 ELEVATION A

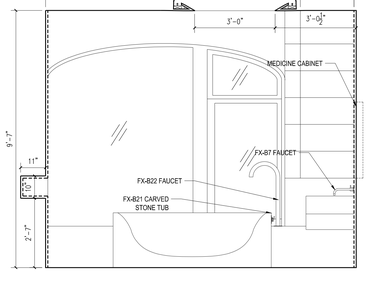

2 ELEVATION B

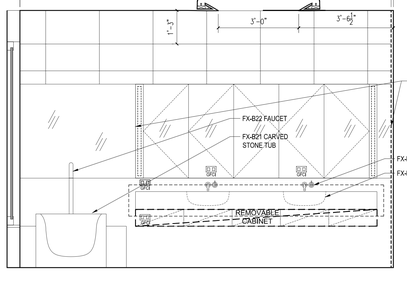

2 ELEVATION C

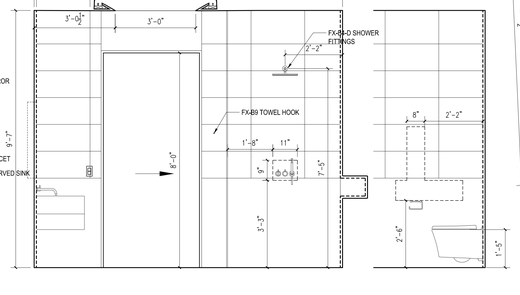

2 ELEVATION D

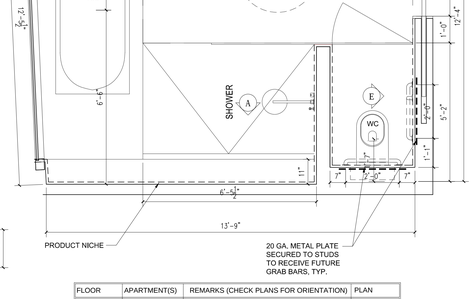

FLOOR	APARTMENT(S)	REMARKS (CHECK PLANS FOR ORIENTATION)	PLAN
57TH-59TH	A	TYPE N COMPLIANT	A-157.00

2 PLAN TYPE MB4H-L

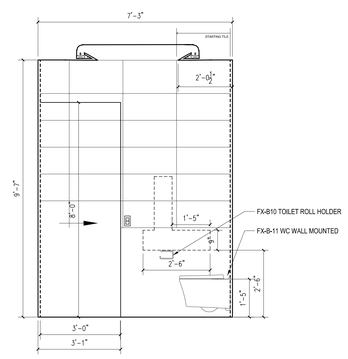

3 ELEVATION A

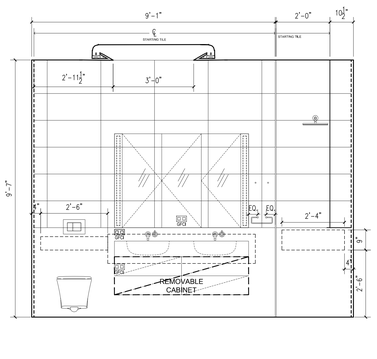

3 ELEVATION B

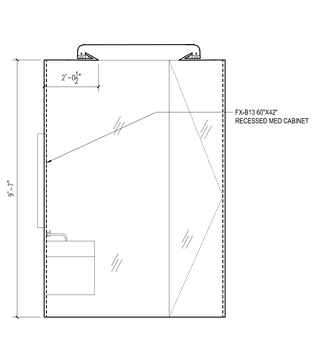

3 ELEVATION C

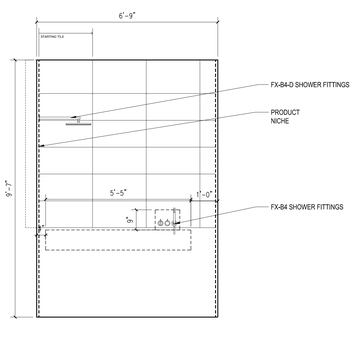

3 ELEVATION D

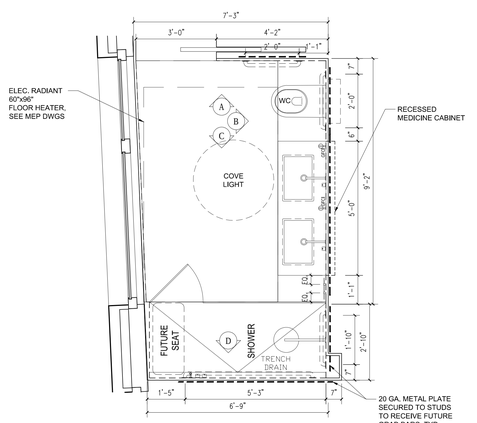

FLOOR	APARTMENT(S)	REMARKS (CHECK PLANS FOR ORIENTATION)	PLAN
51ST-56TH	A	TYPE P COMPLIANT	A-151.00

3 PLAN TYPE MB4P-L

Clare Gomez
APPROVED
Under Directive 1 of 1975
Date: 11/06/2017
NYC Development Hub

NOTES:

REFERENCE FOR DIMENSIONS ONLY. FOR ALL DETAIL AND FINISH INFORMATION, REFER TO ID DRAWINGS

ALL DIMENSIONS FROM FINISH FLOOR TYP.

ALIGN NICHES TO TILE JOINT.

REFER TO A-015 FOR FINISH & FIXTURE SCHEDULE.

TYPE BXX-L DENOTES LOGGIA LEVEL BATHROOM (FLS. 51-59)

TYPE BXX-PH DENOTES PENTHOUSE LEVEL BATHROOM (FL. 60)

8	10/30/2017	ISSUED TO DOB
7	06/14/2017	ISSUED FOR CONSTRUCTION
6	03/31/2017	95% CD SUBMISSION
5	01/20/2017	80% CD SUBMISSION
4	01/06/2017	DOB RE-SUBMISSION
3	11/11/2016	CORE & SHELL BUY SET
2	07/06/2016	ISSUED TO DOB
1	06/20/2016	100% DD SUBMISSION
Number:	Date:	Revision:

Project:
130 WILLIAM STREET
130 WILLIAM STREET
NEW YORK, NY 10038

Client:
THE LIGHTSTONE GROUP
130 WILLIAM STREET PROPERTY OWNER LLC
460 PARK AVE, 13TH FLOOR
NEW YORK, NY 10022
(212) 616-9971

Architect:
HILL | WEST ARCHITECTS
11 BROADWAY
17TH FLOOR
NEW YORK, NY 10004
T. 212 213 8007

Creative Director
Adjaye Associates
415 Broadway, 3rd Fl.
New York, NY 10013
(212) 965-8477

Building Structures:
McNamara Salvia
62 West 45th Street, 11th Fl.
New York, NY 10036
(212) 246-9800

MEP Engineer:
Ventrop ECG, LLC
365 W 34th Street, 3rd Fl.
New York, NY 10001
(212) 244-5060

Exterior Facade Consultant:
Gilsanz Murray Steficek, LLP
129 West 27th Street, 5th Fl.
New York, NY 10001
(212) 254-0030

Landscape Architect:
Weintraub Diaz, LLC
19 New Street
Nyack, NY 10960
(845) 353-2500

Civil Engineer & Acoustic Consultant:
AKRF Engineering PC
440 Park Avenue South, 7th Fl.
New York, NY 10016
(646) 388-9829

IT & Security Consultant:
Anj Communications
133 Sunny Ridge Road
Harrison, New York 10528
(914) 967-1967

Pool Consultant:
Integrated Aquatics Engineering, Inc.
75 Shewell Ave
Doylestown, PA 18901
(215) 230-8623

Elevator Consultant:
Jenkins and Huntington
1251 Avenue of the Americas
New York, NY 10020
(212)-696-1818

DOB STAMPS & SIGNATURES:

DWG TITLE:
LOGGIA MASTER BATHROOM PLANS & ELEVATIONS

NB#121192903

SEAL & SIGNATURE:
REGISTERED ARCHITECT JAMES CHARLES WEST 030883 STATE OF NEW YORK

DATE: 10/30/2017
PROJECT #: 14A26
SCALE: 1/4" = 1'-0"
A-606.00
DWG NO.

J:\14A26 130 William Street\01 | Drawing Sets\130_Submission

DEPT OF BLDGS 121192903 Job Number
B2025800747 Scan Code

CONTINUOUS TILING
BEHIND CABINETS, TYP.

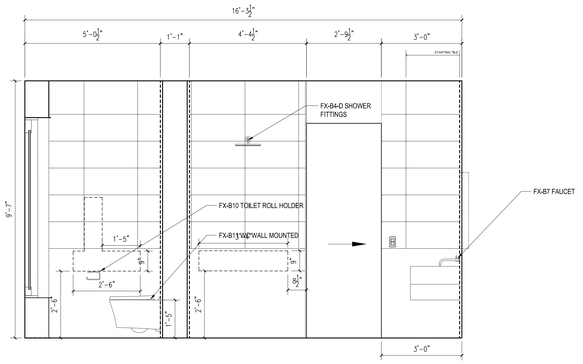

1 ELEVATION A
ALL NOTES, DIMENSION, & INFORMATION TYPICAL FOR ALL BATHROOMS, U.O.N.

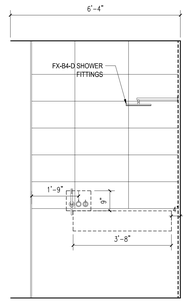

1 ELEVATION B
ALL NOTES, DIMENSION, & INFORMATION TYPICAL FOR ALL BATHROOMS, U.O.N.

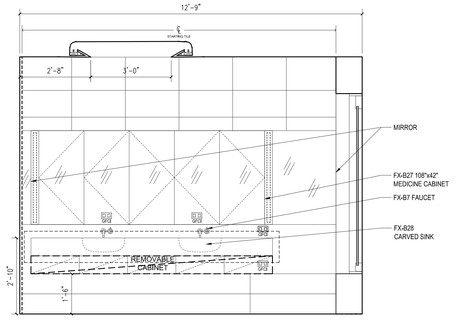

1 ELEVATION C
ALL NOTES, DIMENSION, & INFORMATION TYPICAL FOR ALL BATHROOMS, U.O.N.

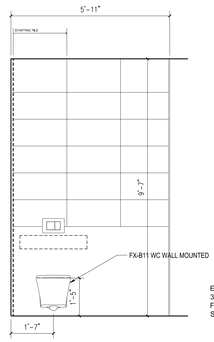

1 ELEVATION D
ALL NOTES, DIMENSION, & INFORMATION TYPICAL FOR ALL BATHROOMS, U.O.N.

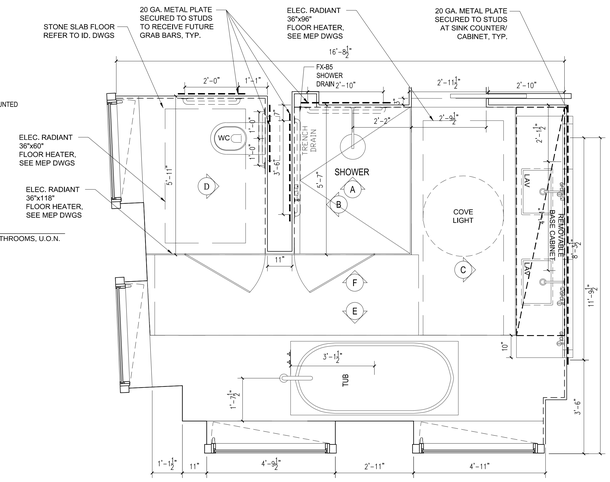

FLOOR	APARTMENT(S)	REMARKS (CHECK PLANS FOR ORIENTATION)	PLAN
51ST-56TH	C	TYPE N COMPLIANT	A-151.00
57ST-59TH	B		A-157.00

1 PLAN TYPE MB4Q-L
ALL NOTES, DIMENSION, & INFORMATION TYPICAL FOR ALL BATHROOMS, U.O.N.

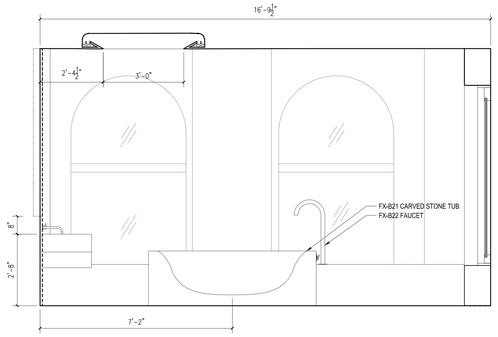

1 ELEVATION E
ALL NOTES, DIMENSION, & INFORMATION TYPICAL FOR ALL BATHROOMS, U.O.N.

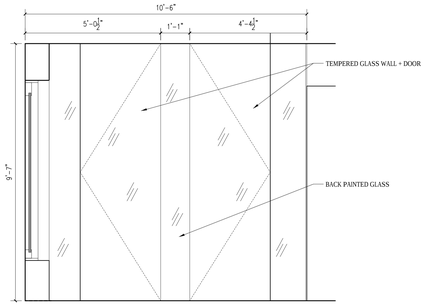

1 ELEVATION F
ALL NOTES, DIMENSION, & INFORMATION TYPICAL FOR ALL BATHROOMS, U.O.N.

NOTES:

REFERENCE FOR DIMENSIONS ONLY. FOR ALL DETAIL AND FINISH INFORMATION, REFER TO ID DRAWINGS

ALL DIMENSIONS FROM FINISH FLOOR TYP.

ALIGN NICHES TO TILE JOINT.

REFER TO A-015 FOR FINISH & FIXTURE SCHEDULE.

TYPE BXX-L DENOTES LOGGIA LEVEL BATHROOM (FLS. 51-59)

TYPE BXX-PH DENOTES PENTHOUSE LEVEL BATHROOM (FL. 60)

Number:	Date:	Revision:
8	10/30/2017	ISSUED TO DOB
7	06/14/2017	ISSUED FOR CONSTRUCTION
6	03/31/2017	95% CD SUBMISSION
5	01/20/2017	80% CD SUBMISSION
4	01/06/2017	DOB RE-SUBMISSION
3	11/11/2016	CORE & SHELL BUY SET
2	07/06/2016	ISSUED TO DOB
1	06/20/2016	100% DD SUBMISSION

Project:
130 WILLIAM STREET
130 WILLIAM STREET
NEW YORK, NY 10038

Client:
THE LIGHTSTONE GROUP
130 WILLIAM STREET PROPERTY OWNER LLC
460 PARK AVE, 13TH FLOOR
NEW YORK, NY 10022
(212) 616-9971

Architect:
HILL | WEST ARCHITECTS
11 BROADWAY
17TH FLOOR
NEW YORK, NY 10004
T. 212 213 8007

Creative Director
Adjaye Associates
415 Broadway, 3rd Fl.
New York, NY 10013
(212) 965-8477

Building Structures:
McNamara Salvia
62 West 45th Street, 11th Fl.
New York, NY 10036
(212) 246-9800

MEP Engineer:
Ventrop ECG, LLC
365 W 34th Street, 3rd Fl.
New York, NY 10001
(212) 244-5060

Exterior Facade Consultant:
Gilsanz Murray Steficek, LLP
129 West 27th Street, 5th Fl.
New York, NY 10001
(212) 254-0030

Landscape Architect:
Weintraub Diaz, LLC
19 New Street
Nyack, NY 10960
(845) 353-2500

Civil Engineer & Acoustic Consultant:
AKRF Engineering PC
440 Park Avenue South, 7th Fl.
New York, NY 10016
(646) 388-9829

IT & Security Consultant:
Anj Communications
133 Sunny Ridge Road
Harrison, New York 10528
(914) 967-1967

Pool Consultant:
Integrated Aquatics Engineering, Inc.
75 Shewell Ave
Doylestown, PA 18901
(215) 230-8623

Elevator Consultant:
Jenkins and Huntington
1251 Avenue of the Americas
New York, NY 10020
(212)-696-1818

DOB STAMPS & SIGNATURES:

ClaraGomez
APPROVED
Under Directive 1 of 1975
Date: 11/06/2017
NYC Development Hub

DWG TITLE:
LOGGIA MASTER BATHROOM
PLANS & ELEVATIONS

NB#121192903

SEAL & SIGNATURE:
REGISTERED ARCHITECT DAVID CHARLES HILL 026983 STATE OF NEW YORK

DATE: 10/30/2017
PROJECT #: 14A26
SCALE: 1/4" = 1'-0"
A-607.00
DWG NO.

J:\14A26 130 William Street\Arch_Drawing Set\11_Submissions

DEPT OF BLDGS 121192903 Job Number
E500016180MS Scan Code

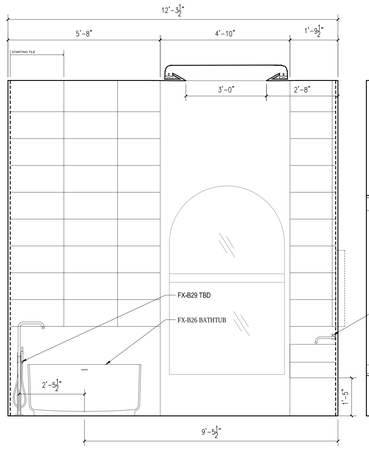

1 ELEVATION A
ALL NOTES, DIMENSION, & INFORMATION TYPICAL FOR ALL BATHROOMS, U.O.N.

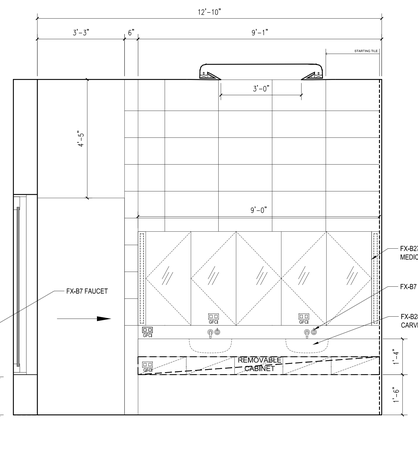

1 ELEVATION B
ALL NOTES, DIMENSION, & INFORMATION TYPICAL FOR ALL BATHROOMS, U.O.N.

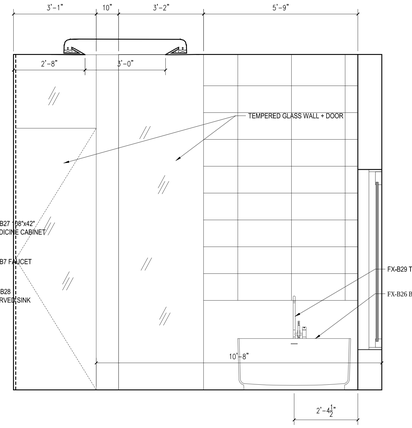

1 ELEVATION C
ALL NOTES, DIMENSION, & INFORMATION TYPICAL FOR ALL BATHROOMS, U.O.N.

CONTINUOUS TILING BEHIND CABINETS, TYP.

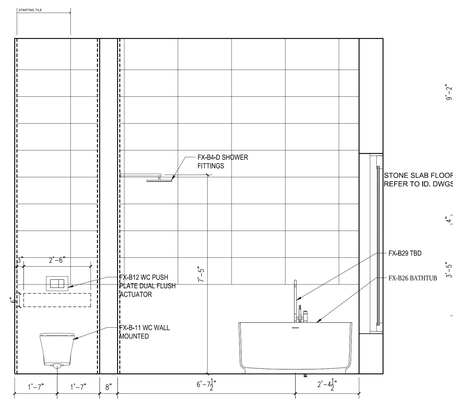

1 ELEVATION D
ALL NOTES, DIMENSION, & INFORMATION TYPICAL FOR ALL BATHROOMS, U.O.N.

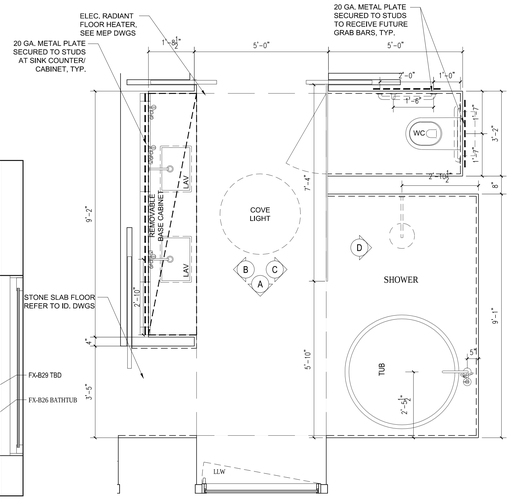

FLOOR	APARTMENT(S)	REMARKS (CHECK PLANS FOR ORIENTATION)	PLAN
60TH	PH	TYPE N COMPLIANT	A-160.00

1 PLAN TYPE MB4R-PH
ALL NOTES, DIMENSION, & INFORMATION TYPICAL FOR ALL BATHROOMS, U.O.N.

NOTES:

REFERENCE FOR DIMENSIONS ONLY. FOR ALL DETAIL AND FINISH INFORMATION, REFER TO ID DRAWINGS

ALL DIMENSIONS FROM FINISH FLOOR TYP.

ALIGN NICHES TO TILE JOINT.

REFER TO A-015 FOR FINISH & FIXTURE SCHEDULE.

TYPE BXX-L DENOTES LOGGIA LEVEL BATHROOM (FLS. 51-59)

TYPE BXX-PH DENOTES PENTHOUSE LEVEL BATHROOM (FL. 60)

Number:	Date:	Revision:
8	10/30/2017	ISSUED TO DOB
7	06/14/2017	ISSUED FOR CONSTRUCTION
6	03/31/2017	95% CD SUBMISSION
5	01/20/2017	80% CD SUBMISSION
4	01/06/2017	DOB RE-SUBMISSION
3	11/11/2016	CORE & SHELL BUY SET
2	07/06/2016	ISSUED TO DOB
1	06/20/2016	100% DD SUBMISSION

Project:
130 WILLIAM STREET
130 WILLIAM STREET
NEW YORK, NY 10038

Client:
THE LIGHTSTONE GROUP
130 WILLIAM STREET PROPERTY OWNER LLC
460 PARK AVE, 13TH FLOOR
NEW YORK, NY 10022
(212) 616-9971

Architect:
HILL | WEST ARCHITECTS
11 BROADWAY
17TH FLOOR
NEW YORK, NY 10004
T. 212 213 8007

Creative Director
Adjaye Associates
415 Broadway, 3rd Fl.
New York, NY 10013
(212) 965-8477

Building Structures:
McNamara Salvia
62 West 45th Street, 11th Fl.
New York, NY 10036
(212) 246-9800

MEP Engineer:
Ventrop ECG, LLC
365 W 34th Street, 3rd Fl.
New York, NY 10001
(212) 244-5060

Exterior Facade Consultant:
Gilsanz Murray Steficek, LLP
129 West 27th Street, 5th Fl.
New York, NY 10001
(212) 254-0030

Landscape Architect:
Weintraub Diaz, LLC
19 New Street
Nyack, NY 10960
(845) 353-2500

Civil Engineer & Acoustic Consultant:
AKRF Engineering PC
440 Park Avenue South, 7th Fl.
New York, NY 10016
(646) 388-9829

IT & Security Consultant:
Anj Communications
133 Sunny Ridge Road
Harrison, New York 10528
(914) 967-1967

Pool Consultant:
Integrated Aquatics Engineering, Inc.
75 Shewell Ave
Doylestown, PA 18901
(215) 230-8623

Elevator Consultant:
Jenkins and Huntington
1251 Avenue of the Americas
New York, NY 10020
(212)-696-1818

DOB STAMPS & SIGNATURES:

Clara Gomez
APPROVED
Under Directive 1 of 1975
Date: 11/06/2017
NYC Development Hub

DWG TITLE:
PENTHOUSE MASTER BATHROOM PLANS & ELEVATIONS

NB#121192903

SEAL & SIGNATURE:
REGISTERED ARCHITECT
CLARA GOMEZ
No. 029180
STATE OF NEW YORK

DATE: 10/30/2017
PROJECT #: 14A26
SCALE: 1/4" = 1'-0"
A-608.00
DWG NO.

I:\A13-15 Misc Drafted\...\Dwg Set\1_Submissions

DEPT OF BLDGS 121192903 Job Number
E3446668786 Scan Code

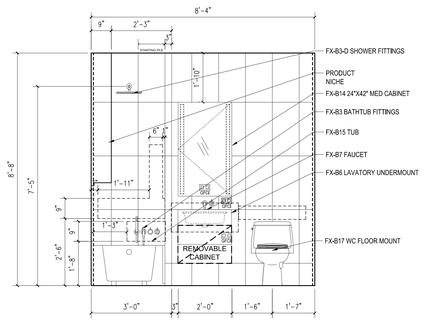

1 ELEVATION A
ALL NOTES, DIMENSION, & INFORMATION TYPICAL FOR ALL BATHROOMS, U.O.N.

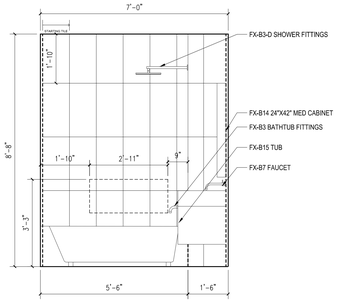

1 ELEVATION B
ALL NOTES, DIMENSION, & INFORMATION TYPICAL FOR ALL BATHROOMS, U.O.N.

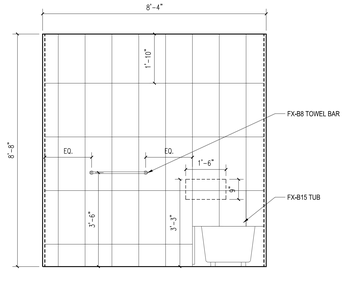

1 ELEVATION C
ALL NOTES, DIMENSION, & INFORMATION TYPICAL FOR ALL BATHROOMS, U.O.N.

CONTINUOUS TILING BEHIND CABINETS, TYP.

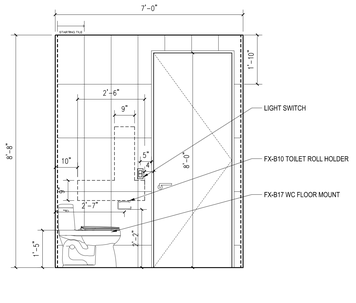

1 ELEVATION D
ALL NOTES, DIMENSION, & INFORMATION TYPICAL FOR ALL BATHROOMS, U.O.N.

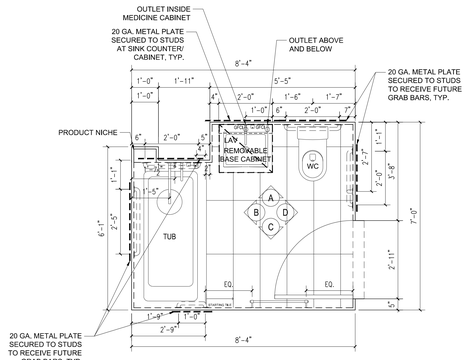

1 PLAN TYPE SB1
ALL NOTES, DIMENSION, & INFORMATION TYPICAL FOR ALL BATHROOMS, U.O.N.

FLOOR	APARTMENT(S)	REMARKS (CHECK PLANS FOR ORIENTATION)	PLAN
11TH-13TH	D	TYPE P COMPLIANT	A-111.00
14TH	D		A-114.00
15TH	D		A-115.00
16TH-17TH	C		A-116.00
18TH	C		A-118.00

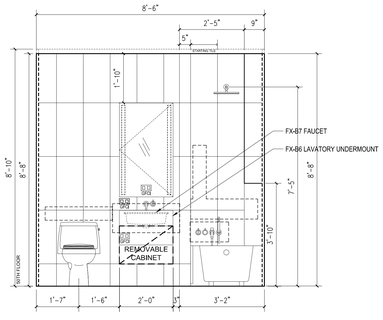

2 ELEVATION A

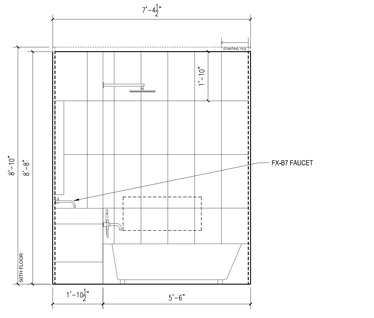

2 ELEVATION B

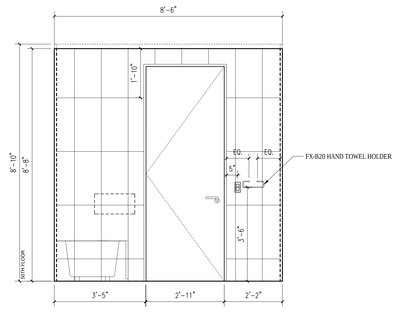

2 ELEVATION C

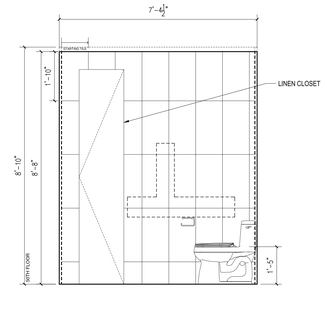

2 ELEVATION D

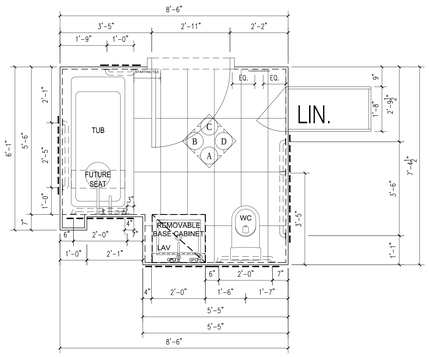

2 PLAN TYPE SB1F

FLOOR	APARTMENT(S)	REMARKS (CHECK PLANS FOR ORIENTATION)	PLAN
40TH	B	TYPE A COMPLIANT | ADA TUB REQUIRED	A-140.00
42ND	B		A-142.00
44TH	B	NO LINEN CLOSET	A-144.00
46TH & 48TH	B	NO LINEN CLOSET	A-146.00
50TH	B		A-150.00

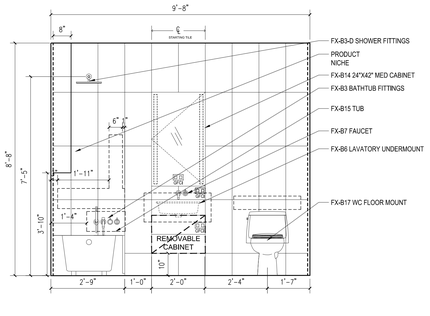

3 ELEVATION A

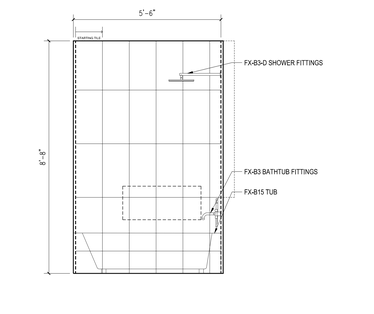

3 ELEVATION B

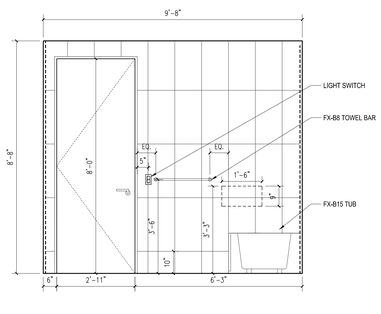

3 ELEVATION C

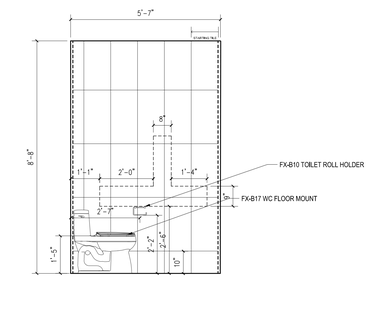

3 ELEVATION D

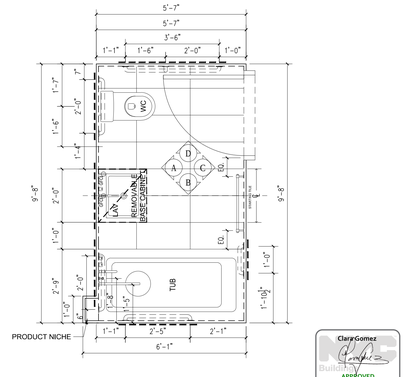

3 PLAN TYPE SB2

FLOOR	APARTMENT(S)	REMARKS (CHECK PLANS FOR ORIENTATION)	PLAN
5TH	D	TYPE P COMPLIANT	A-105.00

NOTES:

REFERENCE FOR DIMENSIONS ONLY. FOR ALL DETAIL AND FINISH INFORMATION, REFER TO ID DRAWINGS

ALL DIMENSIONS FROM FINISH FLOOR TYP.

ALIGN NICHES TO TILE JOINT.

REFER TO A-015 FOR FINISH & FIXTURE SCHEDULE.

TYPE BXX-L DENOTES LOGGIA LEVEL BATHROOM (FLS. 51-59)

TYPE BXX-PH DENOTES PENTHOUSE LEVEL BATHROOM (FL. 60)

Number:	Date:	Revision:
8	10/30/2017	ISSUED TO DOB
7	06/14/2017	ISSUED FOR CONSTRUCTION
6	03/31/2017	95% CD SUBMISSION
5	01/20/2017	80% CD SUBMISSION
4	01/06/2017	DOB RE-SUBMISSION
3	11/11/2016	CORE & SHELL BUY SET
2	07/06/2016	ISSUED TO DOB
1	06/20/2016	100% DD SUBMISSION

Project:
130 WILLIAM STREET
130 WILLIAM STREET
NEW YORK, NY 10038

Client:
THE LIGHTSTONE GROUP
130 WILLIAM STREET PROPERTY OWNER LLC
460 PARK AVE, 13TH FLOOR
NEW YORK, NY 10022
(212) 616-9971

Architect:
HILL | WEST ARCHITECTS
11 BROADWAY
17TH FLOOR
NEW YORK, NY 10004
T. 212 213 8007

Creative Director
Adjaye Associates
415 Broadway, 3rd Fl.
New York, NY 10013
(212) 965-8477

Building Structures:
McNamara Salvia
62 West 45th Street, 11th Fl.
New York, NY 10036
(212) 246-9800

MEP Engineer:
Ventrop ECG, LLC
365 W 34th Street, 3rd Fl.
New York, NY 10001
(212) 244-5060

Exterior Facade Consultant:
Gilsanz Murray Steficek, LLP
129 West 27th Street, 5th Fl.
New York, NY 10001
(212) 254-0030

Landscape Architect:
Weintraub Diaz, LLC
19 New Street
Nyack, NY 10960
(845) 353-2500

Civil Engineer & Acoustic Consultant:
AKRF Engineering PC
440 Park Avenue South, 7th Fl.
New York, NY 10016
(646) 388-9829

IT & Security Consultant:
Anj Communications
133 Sunny Ridge Road
Harrison, New York 10528
(914) 967-1967

Pool Consultant:
Integrated Aquatics Engineering, Inc.
75 Shewell Ave
Doylestown, PA 18901
(215) 230-8623

Elevator Consultant:
Jenkins and Huntington
1251 Avenue of the Americas
New York, NY 10020
(212)-696-1818

DOB STAMPS & SIGNATURES:

Clara Gomez
APPROVED
Under Directive 1 of 1975
Date: 11/06/2017
NYC Development Hub

DWG TITLE:
NON-LOGGIA SECONDARY BATHROOM PLANS & ELEVATIONS

NB#121192903

SEAL & SIGNATURE:
REGISTERED ARCHITECT
JOHN DAVID GILSANZ
No. 022861
STATE OF NEW YORK

DATE: 10/30/2017
PROJECT #: 14A26
SCALE: 1/4"= 1'-0"
DWG NO. A-609.00

I:\A15-13 Misc Drafted\...\Dwg Set\15_Submissions

DEPT OF BLDGS 121192903 Job Number

E350435544551 Scan Code

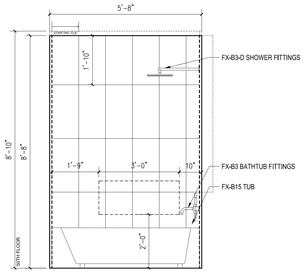

1 ELEVATION A

ALL NOTES, DIMENSION, & INFORMATION TYPICAL FOR ALL BATHROOMS, U.O.N.

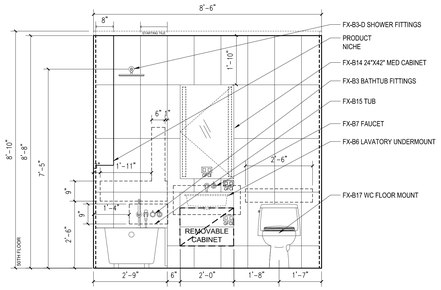

1 ELEVATION B

ALL NOTES, DIMENSION, & INFORMATION TYPICAL FOR ALL BATHROOMS, U.O.N.

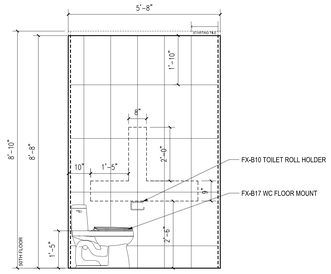

1 ELEVATION C

ALL NOTES, DIMENSION, & INFORMATION TYPICAL FOR ALL BATHROOMS, U.O.N.

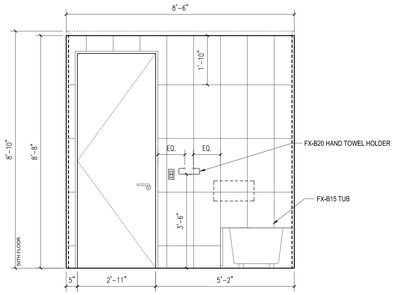

1 ELEVATION D

ALL NOTES, DIMENSION, & INFORMATION TYPICAL FOR ALL BATHROOMS, U.O.N.

CONTINUOUS TILING BEHIND CABINETS, TYP.

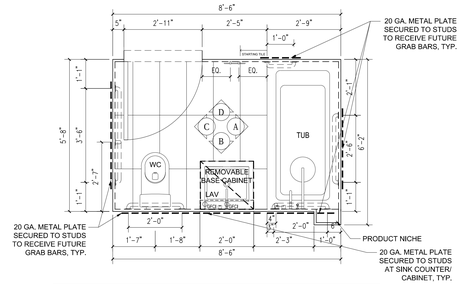

FLOOR	APARTMENT(S)	REMARKS (CHECK PLANS FOR ORIENTATION)	PLAN
5TH	E	TYPE P COMPLIANT	A-105.00
6TH	F		A-106.00
7TH-8TH	F		A-107.00
9TH	F		A-109.00
10TH	F		A-110.00
11TH-13TH	F		A-111.00
14TH	F		A-114.00
15TH	F		A-115.00
16TH-17TH	E		A-116.00
18TH	E		A-118.00
19TH-25TH	C, D, E		A-119.00
26TH	B, C, D, & E		A-126.00
28TH	B, C, & E		A-128.00
29TH-36TH	B, C, & E	NO NICHE AT 37TH FL. UNIT C	A-129.00
37TH	B, D, & E		A-137.00
38TH	B, D, & E		A-138.00
39TH	A, A, C		A-139.00
40TH	A & D		A-140.00
41ST	A, A, C, & D		A-141.00
42RD	A & D		A-142.00
43RD	A, A, C, & D		A-143.00
44TH	A & D		A-144.00
45, 47, 49	A, A, C, & D		A-145.00
46TH & 48TH	A & D		A-146.00
50TH	A & D		A-150.00

1 PLAN TYPE SB2A

ALL NOTES, DIMENSION, & INFORMATION TYPICAL FOR ALL BATHROOMS, U.O.N.

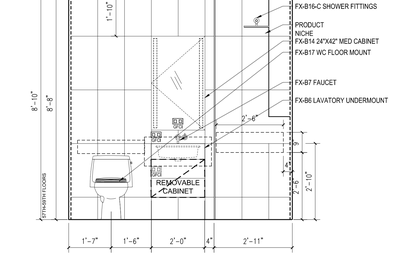

2 ELEVATION A

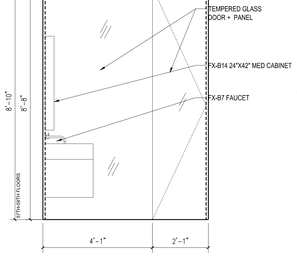

2 ELEVATION B

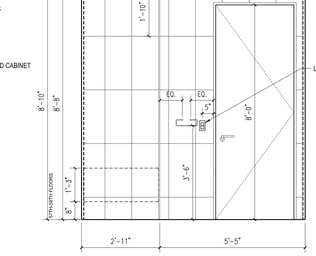

2 ELEVATION C

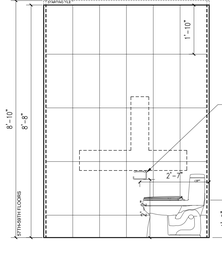

2 ELEVATION D

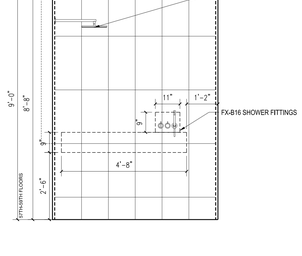

2 ELEVATION E

FLOOR	APARTMENT(S)	REMARKS (CHECK PLANS FOR ORIENTATION)	PLAN
39TH	A	TYPE P COMPLIANT	A-139.00
41ST	A		A-141.00
43RD	A		A-143.00
44TH	C		A-144.00
45, 47, 49	A		A-145.00
46TH & 48TH	C		A-146.00

2 PLAN TYPE SB3

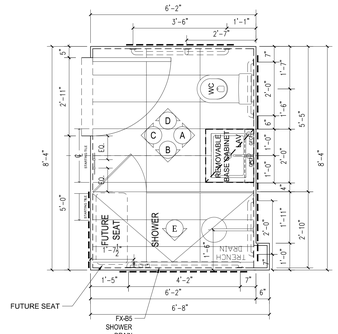

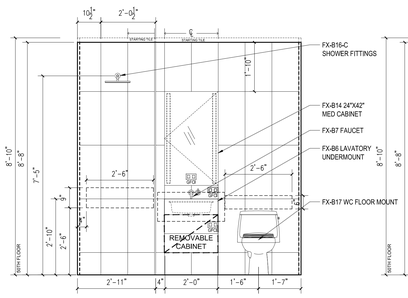

3 ELEVATION A

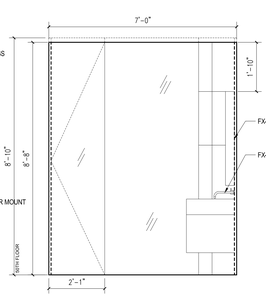

3 ELEVATION B

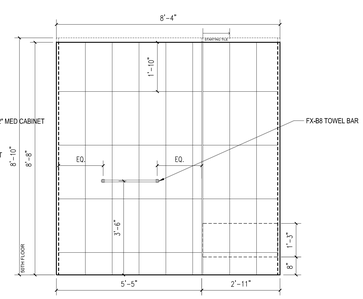

3 ELEVATION C

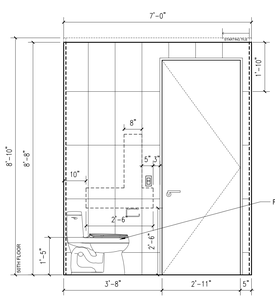

3 ELEVATION D

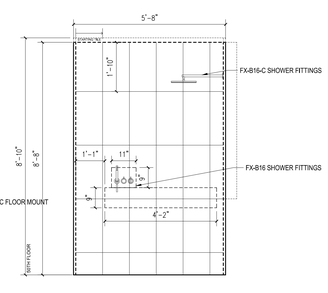

3 ELEVATION E

FLOOR	APARTMENT(S)	REMARKS (CHECK PLANS FOR ORIENTATION)	PLAN
37TH	E	TYPE P COMPLIANT	A-137.00
38TH	E		A-138.00
39TH	C		A-139.00
40TH	D		A-140.00
41ST	D		A-141.00
42ND	D		A-142.00
43RD	D		A-143.00
44TH	D		A-144.00
45, 47, 49	D		A-145.00
46TH & 48TH	D		A-146.00
50TH	D		A-150.00

3 PLAN TYPE SB3A

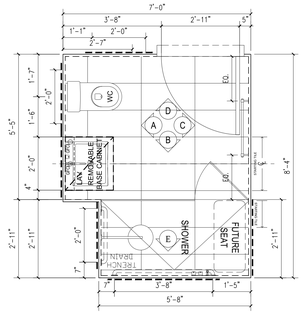

NOTES:

REFERENCE FOR DIMENSIONS ONLY. FOR ALL DETAIL AND FINISH INFORMATION, REFER TO ID DRAWINGS

ALL DIMENSIONS FROM FINISH FLOOR TYP.

ALIGN NICHES TO TILE JOINT.

REFER TO A-015 FOR FINISH & FIXTURE SCHEDULE.

TYPE BXX-L DENOTES LOGGIA LEVEL BATHROOM (FLS. 51-59)

TYPE BXX-PH DENOTES PENTHOUSE LEVEL BATHROOM (FL. 60)

Number:	Date:	Revision:
8	10/30/2017	ISSUED TO DOB
7	06/14/2017	ISSUED FOR CONSTRUCTION
6	03/31/2017	95% CD SUBMISSION
5	01/20/2017	80% CD SUBMISSION
4	01/06/2017	DOB RE-SUBMISSION
3	11/11/2016	CORE & SHELL BUY SET
2	07/06/2016	ISSUED TO DOB
1	06/20/2016	100% DD SUBMISSION

Project:

130 WILLIAM STREET
130 WILLIAM STREET
NEW YORK, NY 10038

Client:
THE LIGHTSTONE GROUP
130 WILLIAM STREET PROPERTY OWNER LLC
460 PARK AVE, 13TH FLOOR
NEW YORK, NY 10022
(212) 616-9971

Architect:
HILL | WEST ARCHITECTS
11 BROADWAY
17TH FLOOR
NEW YORK, NY 10004
T. 212 213 8007

Creative Director
Adjaye Associates
415 Broadway, 3rd Fl.
New York, NY 10013
(212) 965-8477

Building Structures:
McNamara Salvia
62 West 45th Street, 11th Fl.
New York, NY 10036
(212) 246-9800

MEP Engineer:
Ventrop ECG, LLC
365 W 34th Street, 3rd Fl.
New York, NY 10001
(212) 244-5060

Exterior Facade Consultant:
Gilsanz Murray Steficek, LLP
129 West 27th Street, 5th Fl.
New York, NY 10001
(212) 254-0030

Landscape Architect:
Weintraub Diaz, LLC
19 New Street
Nyack, NY 10960
(845) 353-2500

Civil Engineer & Acoustic Consultant:
AKRF Engineering PC
440 Park Avenue South, 7th Fl.
New York, NY 10016
(646) 388-9829

IT & Security Consultant:
Anj Communications
133 Sunny Ridge Road
Harrison, New York 10528
(914) 967-1967

Pool Consultant:
Integrated Aquatics Engineering, Inc.
75 Shewell Ave
Doylestown, PA 18901
(215) 230-8623

Elevator Consultant:
Jenkins and Huntington
1251 Avenue of the Americas
New York, NY 10020
(212)-696-1818

DOB STAMPS & SIGNATURES:

ClaireGomez
APPROVED
Under Directive 1 of 1975
Date: 11/06/2017
NYC Development Hub

DWG TITLE:
NON-LOGGIA SECONDARY BATHROOM PLANS & ELEVATIONS

NB#121192903

SEAL & SIGNATURE:
REGISTERED ARCHITECT CHARLES WEST 026080 STATE OF NEW YORK

DATE: 10/30/2017
PROJECT #: 14A26
SCALE: 1/4" = 1'-0"

A-610.00

DWG NO.

J:\14A26 130 William Street\01 Drawing Sets\130_Submission

DEPT OF BLDGS 121192903 Job Number
E351620538953 Scan Code

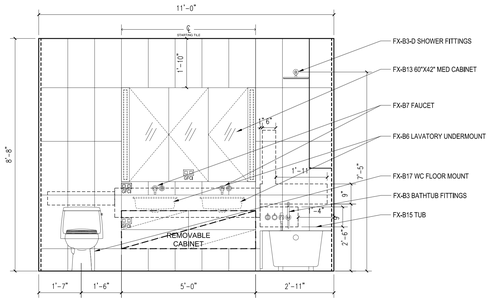

1 ELEVATION A
ALL NOTES, DIMENSION, & INFORMATION TYPICAL FOR ALL BATHROOMS, U.O.N.

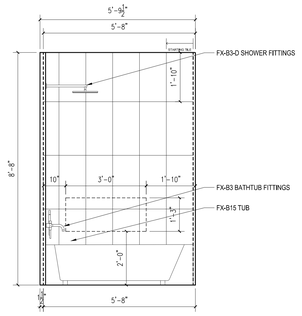

1 ELEVATION B
ALL NOTES, DIMENSION, & INFORMATION TYPICAL FOR ALL BATHROOMS, U.O.N.

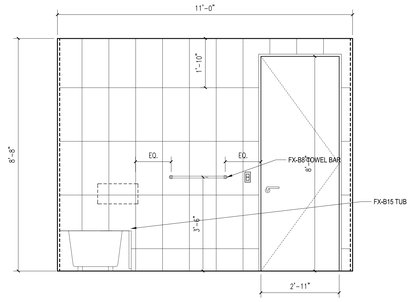

1 ELEVATION C
ALL NOTES, DIMENSION, & INFORMATION TYPICAL FOR ALL BATHROOMS, U.O.N.

CONTINUOUS TILING BEHIND CABINETS, TYP.

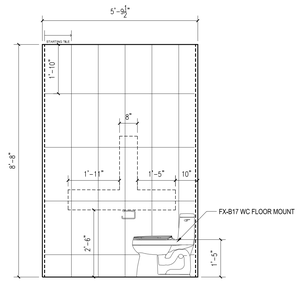

1 ELEVATION D
ALL NOTES, DIMENSION, & INFORMATION TYPICAL FOR ALL BATHROOMS, U.O.N.

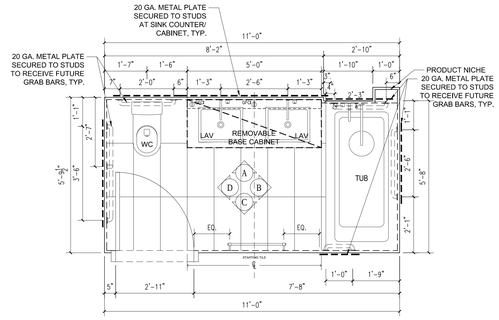

FLOOR	APARTMENT(S)	REMARKS (CHECK PLANS FOR ORIENTATION)	PLAN
16TH-17TH	B	TYPE P COMPLIANT	A-116.00
18TH	B		A-118.00
19TH-25TH	B		A-119.00

1 PLAN TYPE SB4
ALL NOTES, DIMENSION, & INFORMATION TYPICAL FOR ALL BATHROOMS, U.O.N.

2 ELEVATION A

2 ELEVATION B

2 ELEVATION C

2 ELEVATION D

FLOOR	APARTMENT(S)	REMARKS (CHECK PLANS FOR ORIENTATION)	PLAN
45, 47, 49	C	TYPE P COMPLIANT	A-145.00

2 PLAN TYPE SB4A

3 ELEVATION A

3 ELEVATION B

3 ELEVATION C

3 ELEVATION D

3 ELEVATION E

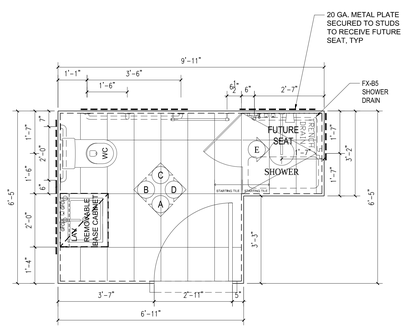

FLOOR	APARTMENT(S)	REMARKS (CHECK PLANS FOR ORIENTATION)	PLAN
28TH	E	TYPE A COMPLIANT	A-128.00
29TH-36TH	E		A-129.00

3 PLAN TYPE SB4D

ClaireGomez
APPROVED
Under Directive 1 of 1975
Date: 11/06/2017
NYC Development Hub

NOTES:

REFERENCE FOR DIMENSIONS ONLY. FOR ALL DETAIL AND FINISH INFORMATION, REFER TO ID DRAWINGS

ALL DIMENSIONS FROM FINISH FLOOR TYP.

ALIGN NICHES TO TILE JOINT.

REFER TO A-015 FOR FINISH & FIXTURE SCHEDULE.

TYPE BXX-L DENOTES LOGGIA LEVEL BATHROOM (FLS. 51-59)

TYPE BXX-PH DENOTES PENTHOUSE LEVEL BATHROOM (FL. 60)

Number:	Date:	Revision:
8	10/30/2017	ISSUED TO DOB
7	06/14/2017	ISSUED FOR CONSTRUCTION
6	03/31/2017	95% CD SUBMISSION
5	01/20/2017	80% CD SUBMISSION
4	01/06/2017	DOB RE-SUBMISSION
3	11/11/2016	CORE & SHELL BUY SET
2	07/06/2016	ISSUED TO DOB
1	06/20/2016	100% DD SUBMISSION

Project:
130 WILLIAM STREET
130 WILLIAM STREET
NEW YORK, NY 10038

Client:
THE LIGHTSTONE GROUP
130 WILLIAM STREET PROPERTY OWNER LLC
460 PARK AVE, 13TH FLOOR
NEW YORK, NY 10022
(212) 616-9971

Architect:
HILL | WEST ARCHITECTS
11 BROADWAY
17TH FLOOR
NEW YORK, NY 10004
T. 212 213 8007

Creative Director
Adjaye Associates
415 Broadway, 3rd Fl.
New York, NY 10013
(212) 965-8477

Building Structures:
McNamara Salvia
62 West 45th Street, 11th Fl.
New York, NY 10036
(212) 246-9800

MEP Engineer:
Ventrop ECG, LLC
365 W 34th Street, 3rd Fl.
New York, NY 10001
(212) 244-5060

Exterior Facade Consultant:
Gilsanz Murray Steficek, LLP
129 West 27th Street, 5th Fl.
New York, NY 10001
(212) 254-0030

Landscape Architect:
Weintraub Diaz, LLC
19 New Street
Nyack, NY 10960
(845) 353-2500

Civil Engineer & Acoustic Consultant:
AKRF Engineering PC
440 Park Avenue South, 7th Fl.
New York, NY 10016
(646) 388-9829

IT & Security Consultant:
Anj Communications
133 Sunny Ridge Road
Harrison, New York 10528
(914) 967-1967

Pool Consultant:
Integrated Aquatics Engineering, Inc.
75 Shewell Ave
Doylestown, PA 18901
(215) 230-8623

Elevator Consultant:
Jenkins and Huntington
1251 Avenue of the Americas
New York, NY 10020
(212)-696-1818

DOB STAMPS & SIGNATURES:

DWG TITLE:
NON-LOGGIA SECONDARY BATHROOM PLANS & ELEVATIONS

NB#121192903

SEAL & SIGNATURE:
REGISTERED ARCHITECT DAVID CHARLES WEST 026857 STATE OF NEW YORK

DATE: 10/30/2017
PROJECT #: 14A26
SCALE: 1/4" = 1'-0"
A-611.00
DWG NO.

J:\14A26 130 William Street\01 | Drawing Set\11 | Submissions

DEPT OF BLDGS 121192903 Job Number
E5835540249 Scan Code

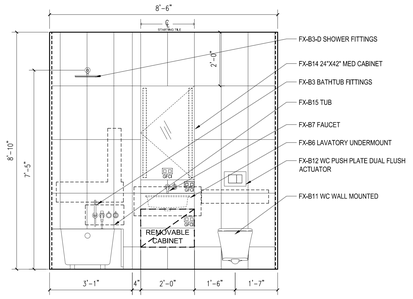

1 ELEVATION A
ALL NOTES, DIMENSION, & INFORMATION TYPICAL FOR ALL BATHROOMS, U.O.N.

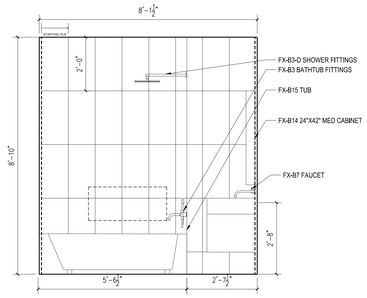

1 ELEVATION B
ALL NOTES, DIMENSION, & INFORMATION TYPICAL FOR ALL BATHROOMS, U.O.N.

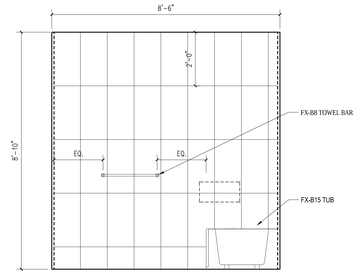

1 ELEVATION C
ALL NOTES, DIMENSION, & INFORMATION TYPICAL FOR ALL BATHROOMS, U.O.N.

CONTINUOUS TILING BEHIND CABINETS, TYP.

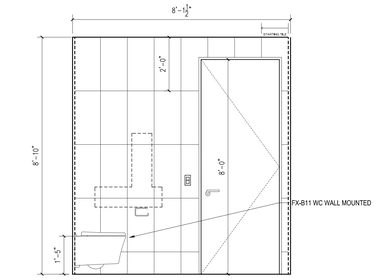

1 ELEVATION D
ALL NOTES, DIMENSION, & INFORMATION TYPICAL FOR ALL BATHROOMS, U.O.N.

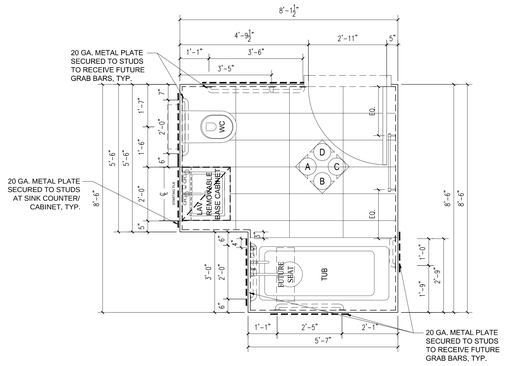

FLOOR	APARTMENT(S)	REMARKS (CHECK PLANS FOR ORIENTATION)	PLAN
57TH-59TH	A	TYPE A COMPLIANT | ADA TUB | PH FIXT.+FINISH	A-157.00

1 PLAN TYPE SB1G-L
ALL NOTES, DIMENSION, & INFORMATION TYPICAL FOR ALL BATHROOMS, U.O.N.

NOTES:

REFERENCE FOR DIMENSIONS ONLY. FOR ALL DETAIL AND FINISH INFORMATION, REFER TO ID DRAWINGS

ALL DIMENSIONS FROM FINISH FLOOR TYP.

ALIGN NICHES TO TILE JOINT.

REFER TO A-015 FOR FINISH & FIXTURE SCHEDULE.

TYPE BXX-L DENOTES LOGGIA LEVEL BATHROOM (FLS. 51-59)

TYPE BXX-PH DENOTES PENTHOUSE LEVEL BATHROOM (FL. 60)

Number:	Date:	Revision:
8	10/30/2017	ISSUED TO DOB
7	06/14/2017	ISSUED FOR CONSTRUCTION
6	03/31/2017	95% CD SUBMISSION
5	01/20/2017	80% CD SUBMISSION
4	01/06/2017	DOB RE-SUBMISSION
3	11/11/2016	CORE & SHELL BUY SET
2	07/06/2016	ISSUED TO DOB
1	06/20/2016	100% DD SUBMISSION

Project:
130 WILLIAM STREET
130 WILLIAM STREET
NEW YORK, NY 10038

Client:
THE LIGHTSTONE GROUP
130 WILLIAM STREET PROPERTY OWNER LLC
460 PARK AVE, 13TH FLOOR
NEW YORK, NY 10022
(212) 616-9971

Architect:
HILL | WEST ARCHITECTS
11 BROADWAY
17TH FLOOR
NEW YORK, NY 10004
T. 212 213 8007

Creative Director
Adjaye Associates
415 Broadway, 3rd Fl.
New York, NY 10013
(212) 965-8477

Building Structures:
McNamara Salvia
62 West 45th Street, 11th Fl.
New York, NY 10036
(212) 246-9800

MEP Engineer:
Ventrop ECG, LLC
365 W 34th Street, 3rd Fl.
New York, NY 10001
(212) 244-5060

Exterior Facade Consultant:
Gilsanz Murray Steficek, LLP
129 West 27th Street, 5th Fl.
New York, NY 10001
(212) 254-0030

Landscape Architect:
Weintraub Diaz, LLC
19 New Street
Nyack, NY 10960
(845) 353-2500

Civil Engineer & Acoustic Consultant:
AKRF Engineering PC
440 Park Avenue South, 7th Fl.
New York, NY 10016
(646) 388-9829

IT & Security Consultant:
Anj Communications
133 Sunny Ridge Road
Harrison, New York 10528
(914) 967-1967

Pool Consultant:
Integrated Aquatics Engineering, Inc.
75 Shewell Ave
Doylestown, PA 18901
(215) 230-8623

Elevator Consultant:
Jenkins and Huntington
1251 Avenue of the Americas
New York, NY 10020
(212)-696-1818

DOB STAMPS & SIGNATURES:

2 ELEVATION A

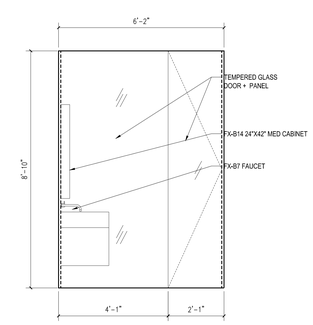

2 ELEVATION B

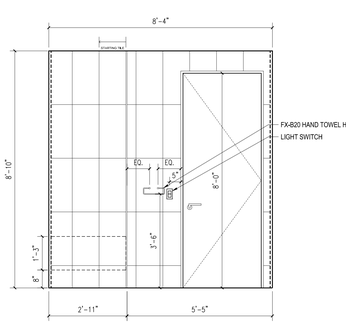

2 ELEVATION C

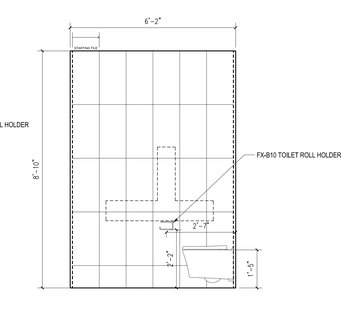

2 ELEVATION D

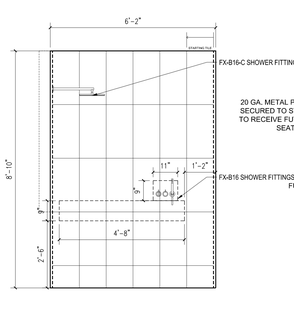

2 ELEVATION E

FLOOR	APARTMENT(S)	REMARKS (CHECK PLANS FOR ORIENTATION)	PLAN
57TH-59TH	A	TYPE P COMPLIANT	A-157.00

2 PLAN TYPE SB3-L

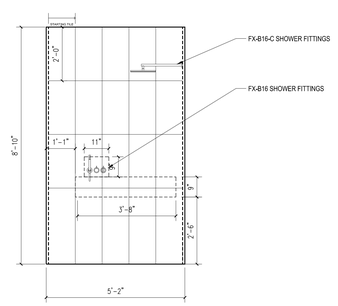

3 ELEVATION A

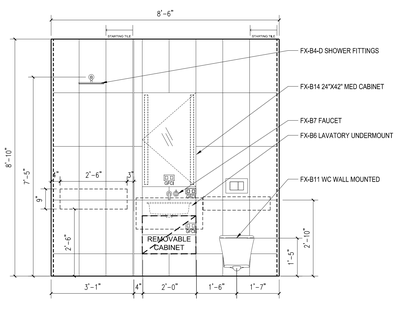

3 ELEVATION B

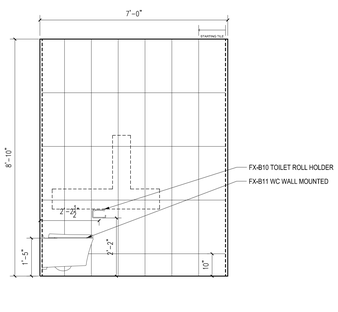

3 ELEVATION C

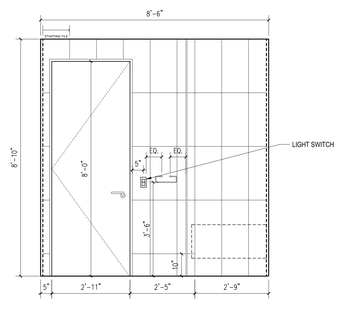

3 ELEVATION D

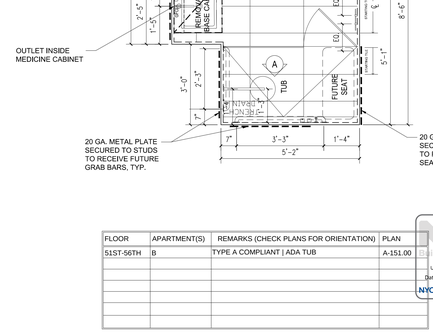

FLOOR	APARTMENT(S)	REMARKS (CHECK PLANS FOR ORIENTATION)	PLAN
51ST-56TH	B	TYPE A COMPLIANT | ADA TUB	A-151.00

3 PLAN TYPE SB3M-L

Clare Gomez
APPROVED
Under Directive 1 of 1975
Date: 11/06/2017
NYC Development Hub

DWG TITLE:
LOGGIA SECONDARY BATHROOM PLANS & ELEVATIONS

NB#121192903

SEAL & SIGNATURE:
REGISTERED ARCHITECT SIR DAVID CHARLES ADJAYE 029851 STATE OF NEW YORK

DATE: 10/30/2017
PROJECT #: 14A26
SCALE: 1/4" = 1'-0"
A-612.00
DWG NO.

J:\14A26 130 William Street\A01_Drawing Set\10_Submission

DEPT OF BLDGS 421300925 Job Number
B00023904B3 Scan Code

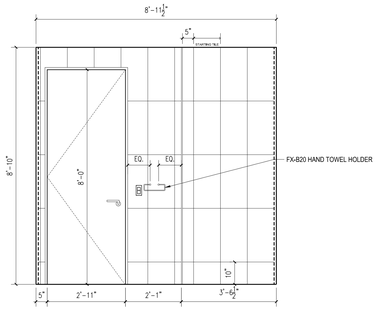

1 ELEVATION A
ALL NOTES, DIMENSION, & INFORMATION TYPICAL FOR ALL BATHROOMS, U.O.N.

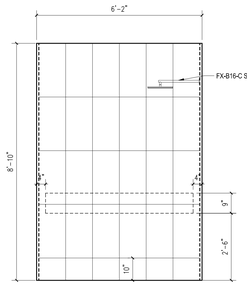

1 ELEVATION B
ALL NOTES, DIMENSION, & INFORMATION TYPICAL FOR ALL BATHROOMS, U.O.N.

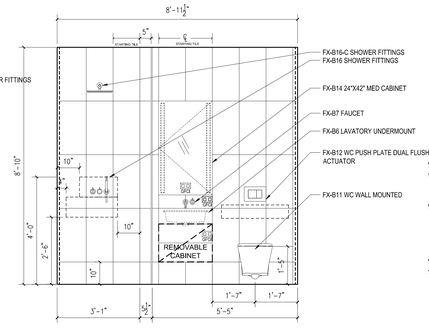

1 ELEVATION C
ALL NOTES, DIMENSION, & INFORMATION TYPICAL FOR ALL BATHROOMS, U.O.N.

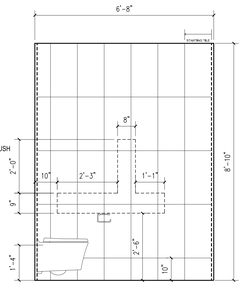

1 ELEVATION D
ALL NOTES, DIMENSION, & INFORMATION TYPICAL FOR ALL BATHROOMS, U.O.N.

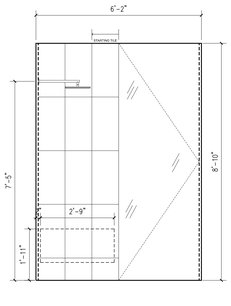

1 ELEVATION E
ALL NOTES, DIMENSION, & INFORMATION TYPICAL FOR ALL BATHROOMS, U.O.N.

CONTINUOUS TILING BEHIND CABINETS, TYP.

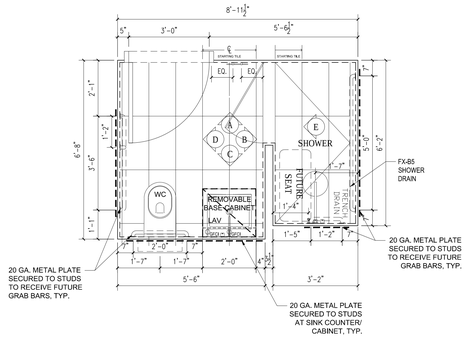

FLOOR	APARTMENT(S)	REMARKS (CHECK PLANS FOR ORIENTATION)	PLAN
51ST-56TH	C	TYPE P COMPLIANT	A-151.00
57TH-59TH	B		A-157.00

1 PLAN TYPE SB3N-L
ALL NOTES, DIMENSION, & INFORMATION TYPICAL FOR ALL BATHROOMS, U.O.N.

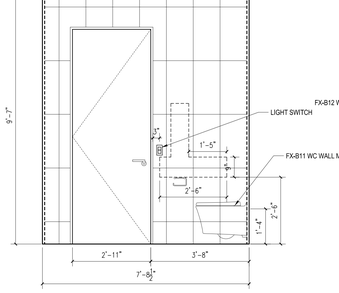

2 ELEVATION A

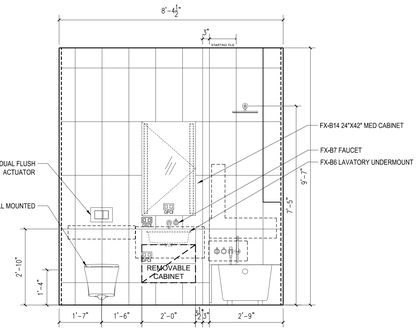

2 ELEVATION B

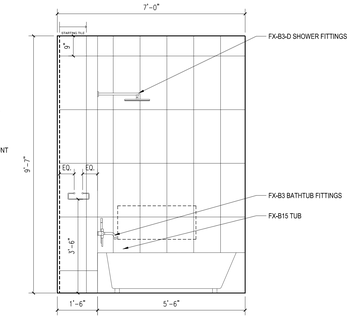

2 ELEVATION C

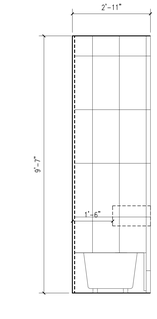

2 ELEVATION D

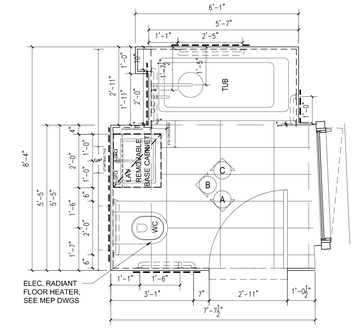

FLOOR	APARTMENT(S)	REMARKS (CHECK PLANS FOR ORIENTATION)	PLAN
51ST-56TH	C	TYPE A COMPLIANT	A-151.00
57TH-59TH	B		A-157.00

2 PLAN TYPE SB4C-L

Clare Gomez
APPROVED
Under Directive 2 of 1975
Date: 11/16/2017
NYC Development Hub

NOTES:

REFERENCE FOR DIMENSIONS ONLY. FOR ALL DETAIL AND FINISH INFORMATION, REFER TO ID DRAWINGS

ALL DIMENSIONS FROM FINISH FLOOR TYP.

ALIGN NICHES TO TILE JOINT.

REFER TO A-015 FOR FINISH & FIXTURE SCHEDULE.

TYPE BXX-L DENOTES LOGGIA LEVEL BATHROOM (FLS. 51-59)

TYPE BXX-PH DENOTES PENTHOUSE LEVEL BATHROOM (FL. 60)

Number:	Date:	Revision:
8	10/30/2017	ISSUED TO DOB
7	06/14/2017	ISSUED FOR CONSTRUCTION
6	03/31/2017	95% CD SUBMISSION
5	01/20/2017	80% CD SUBMISSION
4	01/06/2017	DOB RE-SUBMISSION
3	11/11/2016	CORE & SHELL BUY SET
2	07/06/2016	ISSUED TO DOB
1	06/20/2016	100% DD SUBMISSION

Project:
130 WILLIAM STREET
130 WILLIAM STREET
NEW YORK, NY 10038

Client:
THE LIGHTSTONE GROUP
130 WILLIAM STREET PROPERTY OWNER LLC
460 PARK AVE, 13TH FLOOR
NEW YORK, NY 10022
(212) 616-9971

Architect:
HILL | WEST ARCHITECTS
11 BROADWAY
17TH FLOOR
NEW YORK, NY 10004
T. 212 213 8007

Creative Director
Adjaye Associates
415 Broadway, 3rd Fl.
New York, NY 10013
(212) 965-8477

Building Structures:
McNamara Salvia
62 West 45th Street, 11th Fl.
New York, NY 10036
(212) 246-9800

MEP Engineer:
Ventrop ECG, LLC
365 W 34th Street, 3rd Fl.
New York, NY 10001
(212) 244-5060

Exterior Facade Consultant:
Gilsanz Murray Steficek, LLP
129 West 27th Street, 5th Fl.
New York, NY 10001
(212) 254-0030

Landscape Architect:
Weintraub Diaz, LLC
19 New Street
Nyack, NY 10960
(845) 353-2500

Civil Engineer & Acoustic Consultant:
AKRF Engineering PC
440 Park Avenue South, 7th Fl.
New York, NY 10016
(646) 388-9829

IT & Security Consultant:
Anj Communications
133 Sunny Ridge Road
Harrison, New York 10528
(914) 967-1967

Pool Consultant:
Integrated Aquatics Engineering, Inc.
75 Shewell Ave
Doylestown, PA 18901
(215) 230-8623

Elevator Consultant:
Jenkins and Huntington
1251 Avenue of the Americas
New York, NY 10020
(212)-696-1818

DOB STAMPS & SIGNATURES:

DWG TITLE:
LOGGIA SECONDARY BATHROOM PLANS & ELEVATIONS

NB#121192903

SEAL & SIGNATURE:
REGISTERED ARCHITECT DAVID CHARLES WEST 026861 STATE OF NEW YORK

DATE: 10/30/2017
PROJECT #: 14A26
SCALE: 1/4" = 1'-0"
A-613.00
DWG NO.

J:\14A26 130 William Street\Arch\1_Drawing Set\170_Submission

DEPT OF BLDGS 121192903 Job Number
E3457949514 Scan Code

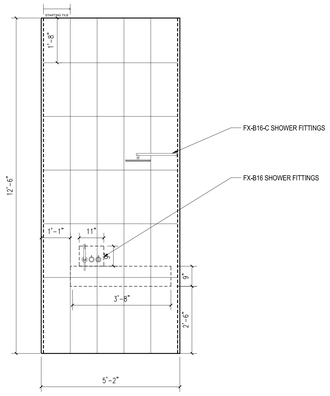

1 ELEVATION A
ALL NOTES, DIMENSION, & INFORMATION TYPICAL FOR ALL BATHROOMS, U.O.N.



1 ELEVATION B
ALL NOTES, DIMENSION, & INFORMATION TYPICAL FOR ALL BATHROOMS, U.O.N.

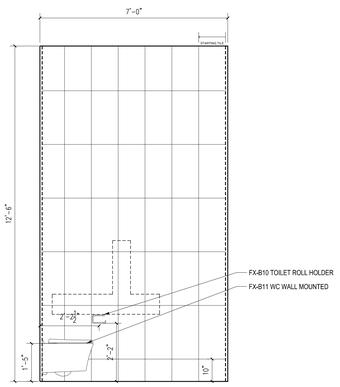

1 ELEVATION C
ALL NOTES, DIMENSION, & INFORMATION TYPICAL FOR ALL BATHROOMS, U.O.N.

CONTINUOUS TILING
BEHIND CABINETS, TYP.

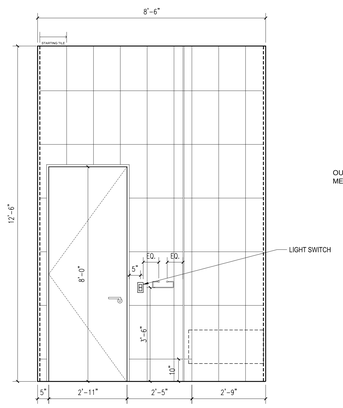

1 ELEVATION D
ALL NOTES, DIMENSION, & INFORMATION TYPICAL FOR ALL BATHROOMS, U.O.N.

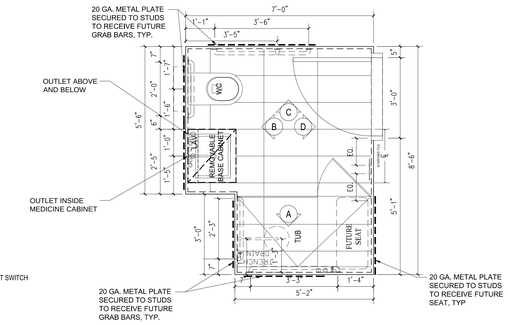

FLOOR	APARTMENT(S)	REMARKS (CHECK PLANS FOR ORIENTATION)	PLAN
60TH	PH	TYPE P COMPLIANT	A-160.00

1 PLAN TYPE SB3M-PH
ALL NOTES, DIMENSION, & INFORMATION TYPICAL FOR ALL BATHROOMS, U.O.N.

2 ELEVATION A

2 ELEVATION B

2 ELEVATION C

2 ELEVATION D

FLOOR	APARTMENT(S)	REMARKS (CHECK PLANS FOR ORIENTATION)	PLAN
60TH	PH	TYPE A COMPLIANT	A-160.00

2 PLAN TYPE SB2C-PH

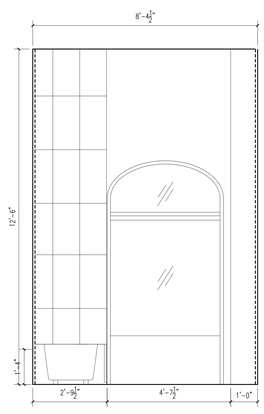

3 ELEVATION A

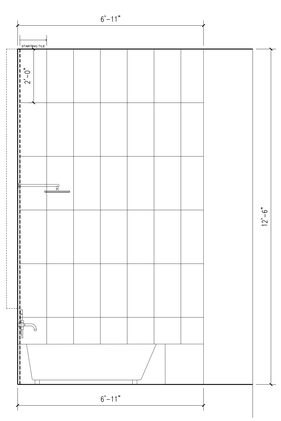

3 ELEVATION B

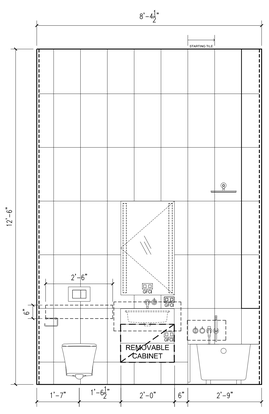

3 ELEVATION C

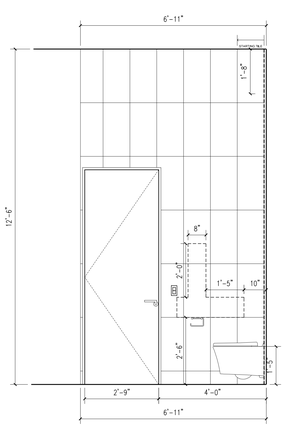

3 ELEVATION D

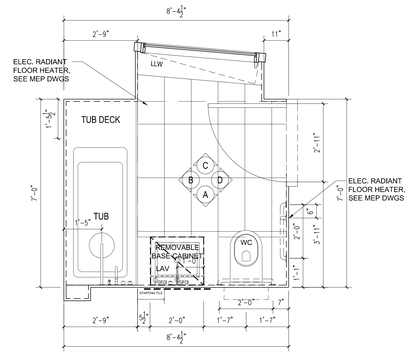

FLOOR	APARTMENT(S)	REMARKS (CHECK PLANS FOR ORIENTATION)	PLAN
60TH	PH	TYPE P COMPLIANT	A-160.00

3 PLAN TYPE SB3K-PH

Clara Gomez
APPROVED
Under Directive 2 of 1975
Date: 11/16/2017
NYC Development Hub

NOTES:

REFERENCE FOR DIMENSIONS ONLY. FOR ALL DETAIL AND FINISH INFORMATION, REFER TO ID DRAWINGS

ALL DIMENSIONS FROM FINISH FLOOR TYP.

ALIGN NICHES TO TILE JOINT.

REFER TO A-015 FOR FINISH & FIXTURE SCHEDULE.

TYPE BXX-L DENOTES LOGGIA LEVEL BATHROOM (FLS. 51-59)

TYPE BXX-PH DENOTES PENTHOUSE LEVEL BATHROOM (FL. 60)

Number:	Date:	Revision:
8	10/30/2017	ISSUED TO DOB
7	06/14/2017	ISSUED FOR CONSTRUCTION
6	03/31/2017	95% CD SUBMISSION
5	01/20/2017	80% CD SUBMISSION
4	01/06/2017	DOB RE-SUBMISSION
3	11/11/2016	CORE & SHELL BUY SET
2	07/06/2016	ISSUED TO DOB
1	06/20/2016	100% DD SUBMISSION

Project:
130 WILLIAM STREET
130 WILLIAM STREET
NEW YORK, NY 10038

Client:
THE LIGHTSTONE GROUP
130 WILLIAM STREET PROPERTY OWNER LLC
460 PARK AVE, 13TH FLOOR
NEW YORK, NY 10022
(212) 616-9971

Architect:
HILL | WEST ARCHITECTS
11 BROADWAY
17TH FLOOR
NEW YORK, NY 10004
T. 212 213 8007

Creative Director
Adjaye Associates
415 Broadway, 3rd Fl.
New York, NY 10013
(212) 965-8477

Building Structures:
McNamara Salvia
62 West 45th Street, 11th Fl.
New York, NY 10036
(212) 246-9800

MEP Engineer:
Ventrop ECG, LLC
365 W 34th Street, 3rd Fl.
New York, NY 10001
(212) 244-5060

Exterior Facade Consultant:
Gilsanz Murray Steficek, LLP
129 West 27th Street, 5th Fl.
New York, NY 10001
(212) 254-0030

Landscape Architect:
Weintraub Diaz, LLC
19 New Street
Nyack, NY 10960
(845) 353-2500

Civil Engineer & Acoustic Consultant:
AKRF Engineering PC
440 Park Avenue South, 7th Fl.
New York, NY 10016
(646) 388-9829

IT & Security Consultant:
Anj Communications
133 Sunny Ridge Road
Harrison, New York 10528
(914) 967-1967

Pool Consultant:
Integrated Aquatics Engineering, Inc.
75 Shewell Ave
Doylestown, PA 18901
(215) 230-8623

Elevator Consultant:
Jenkins and Huntington
1251 Avenue of the Americas
New York, NY 10020
(212)-696-1818

DOB STAMPS & SIGNATURES:

DWG TITLE:
PENTHOUSE SECONDARY BATHROOM PLANS & ELEVATIONS

NB#121192903

SEAL & SIGNATURE:
REGISTERED ARCHITECT DAVID CHARLES WEST No. 026861 STATE OF NEW YORK

DATE: 10/30/2017
PROJECT #: 14426
SCALE: 1/4" = 1'-0"
A-614.00
DWG NO.

J:\14426 130 William Street\Arch\1_Drawing Set\11_Submissions

DEPT OF BLDGS 121192903 Job Number
E5840557705 Scan Code

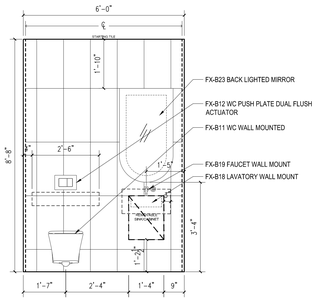

1 ELEVATION A
ALL NOTES, DIMENSION, & INFORMATION TYPICAL FOR ALL BATHROOMS, U.O.N.

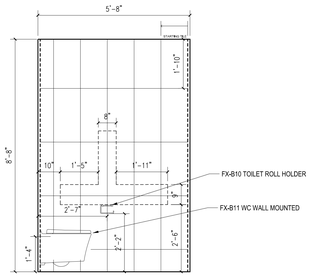

1 ELEVATION B
ALL NOTES, DIMENSION, & INFORMATION TYPICAL FOR ALL BATHROOMS, U.O.N.

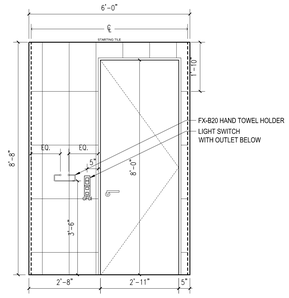

1 ELEVATION C
ALL NOTES, DIMENSION, & INFORMATION TYPICAL FOR ALL BATHROOMS, U.O.N.

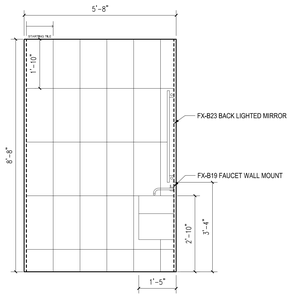

1 ELEVATION D
ALL NOTES, DIMENSION, & INFORMATION TYPICAL FOR ALL BATHROOMS, U.O.N.

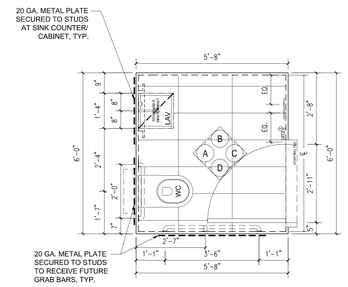

FLOOR	APARTMENT(S)	REMARKS (CHECK PLANS FOR ORIENTATION)	PLAN
5TH	E	TYPE P COMPLIANT	A-105.00
6TH	F		A-106.00
7TH-8TH	F		A-107.00
9TH	F		A-109.00
10TH	F		A-110.00
11TH-13TH	F		A-111.00
14TH	F		A-114.00
15TH	F		A-115.00
16TH-17TH	E		A-116.00
18TH	E		A-118.00
26TH	B		A-126.00

1 PLAN TYPE PR1
ALL NOTES, DIMENSION, & INFORMATION TYPICAL FOR ALL BATHROOMS, U.O.N.

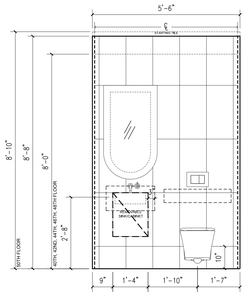

2 ELEVATION A

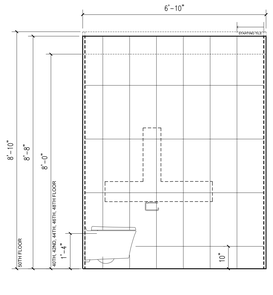

2 ELEVATION B

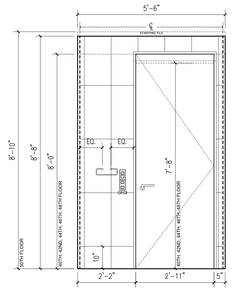

2 ELEVATION C

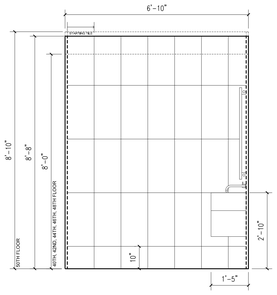

2 ELEVATION D

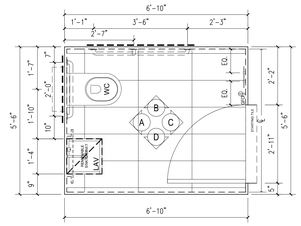

FLOOR	APARTMENT(S)	REMARKS (CHECK PLANS FOR ORIENTATION)	PLAN
19TH-25TH	E	TYPE P COMPLIANT	A-119.00
26TH	E		A-126.00
28TH	B		A-128.00
29TH-36TH	B		A-129.00
37TH	B		A-137.00
38TH	B		A-138.00
40TH	A		A-140.00
42ND	A		A-142.00
44TH	A		A-144.00
46TH & 48TH	A		A-146.00
50TH	A		A-150.00

2 PLAN TYPE PR2

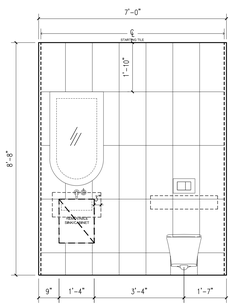

3 ELEVATION A

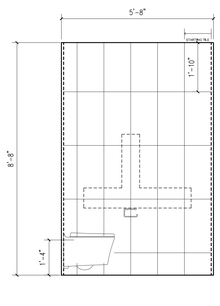

3 ELEVATION B

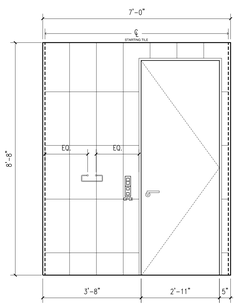

3 ELEVATION C

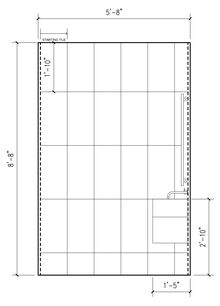

3 ELEVATION D

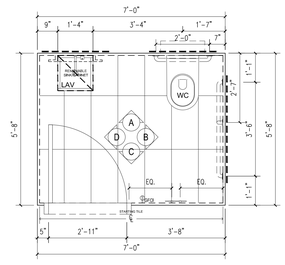

FLOOR	APARTMENT(S)	REMARKS (CHECK PLANS FOR ORIENTATION)	PLAN
39TH	A	TYPE P COMPLIANT	A-139.00
41ST	A		A-141.00
43RD	A		A-143.00
45, 47, 49	A		A-145.00

3 PLAN TYPE PR3

Clara Gomez
APPROVED
Order Directive 2 of 1975
Date: 10/05/2017
NYC Development Hub

NOTES:

REFERENCE FOR DIMENSIONS ONLY. FOR ALL DETAIL AND FINISH INFORMATION, REFER TO ID DRAWINGS

ALL DIMENSIONS FROM FINISH FLOOR TYP.

ALIGN NICHES TO TILE JOINT.

REFER TO A-015 FOR FINISH & FIXTURE SCHEDULE.

TYPE BXX-L DENOTES LOGGIA LEVEL BATHROOM (FLS. 51-59)

TYPE BXX-PH DENOTES PENTHOUSE LEVEL BATHROOM (FL. 60)

Number:	Date:	Revision:
9	10/30/2017	ISSUED TO DOB
8	09/15/2017	ASI-013 - LINK BEAM REVISIONS
6	06/14/2017	ISSUED FOR CONSTRUCTION
5	03/31/2017	95% CD SUBMISSION
4	01/06/2017	DOB RE-SUBMISSION
3	11/11/2016	CORE & SHELL BUY SET
2	07/06/2016	ISSUED TO DOB
1	06/20/2016	100% DD SUBMISSION

Project:
130 WILLIAM STREET
130 WILLIAM STREET
NEW YORK, NY 10038

Client:
THE LIGHTSTONE GROUP
130 WILLIAM STREET PROPERTY OWNER LLC
460 PARK AVE, 13TH FLOOR
NEW YORK, NY 10022
(212) 616-9971

Architect:
HILL | WEST ARCHITECTS
11 BROADWAY
17TH FLOOR
NEW YORK, NY 10004
T. 212 213 8007

Creative Director
Adjaye Associates
415 Broadway, 3rd Fl.
New York, NY 10013
(212) 965-8477

Building Structures:
McNamara Salvia
62 West 45th Street, 11th Fl.
New York, NY 10036
(212) 246-9800

MEP Engineer:
Ventrop ECG, LLC
365 W 34th Street, 3rd Fl.
New York, NY 10001
(212) 244-5060

Exterior Facade Consultant:
Gilsanz Murray Steficek, LLP
129 West 27th Street, 5th Fl.
New York, NY 10001
(212) 254-0030

Landscape Architect:
Weintraub Diaz, LLC
19 New Street
Nyack, NY 10960
(845) 353-2500

Civil Engineer & Acoustic Consultant:
AKRF Engineering PC
440 Park Avenue South, 7th Fl.
New York, NY 10016
(646) 388-9829

IT & Security Consultant:
Anj Communications
133 Sunny Ridge Road
Harrison, New York 10528
(914) 967-1967

Pool Consultant:
Integrated Aquatics Engineering, Inc.
75 Shewell Ave
Doylestown, PA 18901
(215) 230-8623

Elevator Consultant:
Jenkins and Huntington
1251 Avenue of the Americas
New York, NY 10020
(212)-696-1818

DOB STAMPS & SIGNATURES:

DWG TITLE:
NON-LOGGIA POWDER ROOM PLANS & ELEVATIONS

NB#121192903

SEAL & SIGNATURE:
REGISTERED ARCHITECT DAVID CHARLES HILL 029857 STATE OF NEW YORK

DATE: 10/30/2017
PROJECT #: 14A26
SCALE: 1/4"= 1'-0"
A-615.00
DWG NO.

J:\14A26 130 William Street\arch_Drawing Set\10_Submission

DEPT OF BLDGS 121192903 Job Number
E500338843 Scan Code

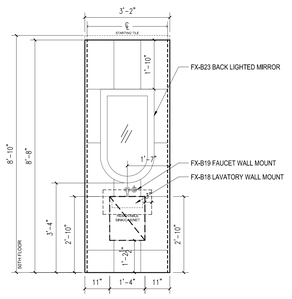

1 ELEVATION A
ALL NOTES, DIMENSION, & INFORMATION TYPICAL FOR ALL BATHROOMS, U.O.N.

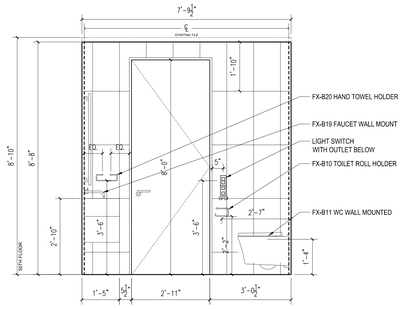

1 ELEVATION B
ALL NOTES, DIMENSION, & INFORMATION TYPICAL FOR ALL BATHROOMS, U.O.N.

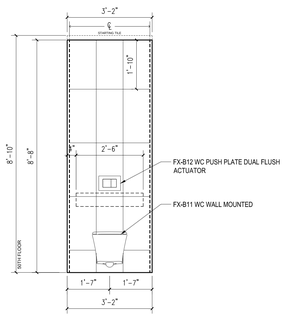

1 ELEVATION C
ALL NOTES, DIMENSION, & INFORMATION TYPICAL FOR ALL BATHROOMS, U.O.N.

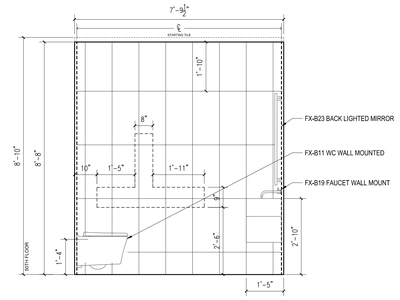

1 ELEVATION D
ALL NOTES, DIMENSION, & INFORMATION TYPICAL FOR ALL BATHROOMS, U.O.N.

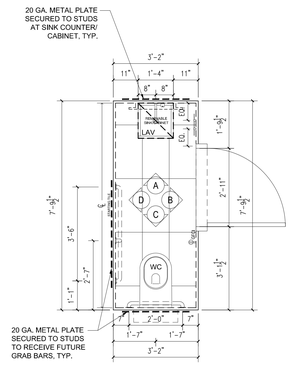

FLOOR	APARTMENT(S)	REMARKS (CHECK PLANS FOR ORIENTATION)	PLAN
40ST	B	TYPE N COMPLIANT	A-140.00
42ND	B		A-142.00
44TH	B		A-144.00
46TH & 48TH	B		A-146.00
50TH	B		A-150.00

1 PLAN TYPE PR4
ALL NOTES, DIMENSION, & INFORMATION TYPICAL FOR ALL BATHROOMS, U.O.N.

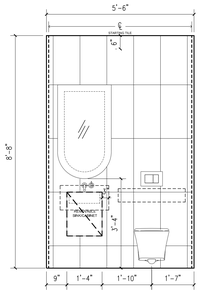

2 ELEVATION A

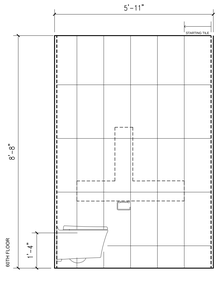

2 ELEVATION B

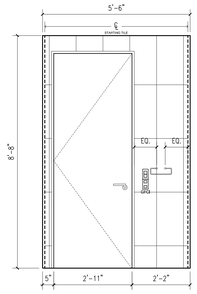

2 ELEVATION C

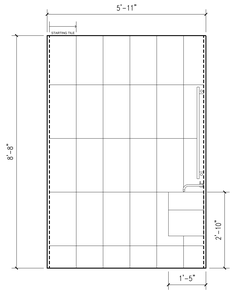

2 ELEVATION D

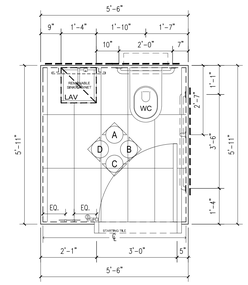

FLOOR	APARTMENT(S)	REMARKS (CHECK PLANS FOR ORIENTATION)	PLAN
40TH	C	TYPE P COMPLIANT	A-140.00
42ND	C		A-142.00

2 PLAN TYPE PR9

Clara Gomez
APPROVED
Under Directive 2 of 1975
Date: 11/06/2017
NYC Development Hub

NOTES:

REFERENCE FOR DIMENSIONS ONLY. FOR ALL DETAIL AND FINISH INFORMATION, REFER TO ID DRAWINGS

ALL DIMENSIONS FROM FINISH FLOOR TYP.

ALIGN NICHES TO TILE JOINT.

REFER TO A-015 FOR FINISH & FIXTURE SCHEDULE.

TYPE BXX-L DENOTES LOGGIA LEVEL BATHROOM (FLS. 51-59)

TYPE BXX-PH DENOTES PENTHOUSE LEVEL BATHROOM (FL. 60)

Number:	Date:	Revision:
7	10/30/2017	ISSUED TO DOB
6	06/14/2017	ISSUED FOR CONSTRUCTION
5	03/31/2017	95% CD SUBMISSION
4	01/06/2017	DOB RE-SUBMISSION
3	11/11/2016	CORE & SHELL BUY SET
2	07/06/2016	ISSUED TO DOB
1	06/20/2016	100% DD SUBMISSION

Project:
130 WILLIAM STREET
130 WILLIAM STREET
NEW YORK, NY 10038

Client:
THE LIGHTSTONE GROUP
130 WILLIAM STREET PROPERTY OWNER LLC
460 PARK AVE, 13TH FLOOR
NEW YORK, NY 10022
(212) 616-9971

Architect:
HILL | WEST ARCHITECTS
11 BROADWAY
17TH FLOOR
NEW YORK, NY 10004
T. 212 213 8007

Creative Director
Adjaye Associates
415 Broadway, 3rd Fl.
New York, NY 10013
(212) 965-8477

Building Structures:
McNamara Salvia
62 West 45th Street, 11th Fl.
New York, NY 10036
(212) 246-9800

MEP Engineer:
Ventrop ECG, LLC
365 W 36th Street, 3rd Fl.
New York, NY 10001
(212) 244-5060

Exterior Facade Consultant:
Gilsanz Murray Steficek, LLP
129 West 27th Street, 5th Fl.
New York, NY 10001
(212) 254-0030

Landscape Architect:
Weintraub Diaz, LLC
19 New Street
Nyack, NY 10960
(845) 353-2500

Civil Engineer & Acoustic Consultant:
AKRF Engineering PC
440 Park Avenue South, 7th Fl.
New York, NY 10016
(646) 388-9829

IT & Security Consultant:
Anj Communications
133 Sunny Ridge Road
Harrison, New York 10528
(914) 967-1967

Pool Consultant:
Integrated Aquatics Engineering, Inc.
75 Shewell Ave
Doylestown, PA 18901
(215) 230-8623

Elevator Consultant:
Jenkins and Huntington
1251 Avenue of the Americas
New York, NY 10020
(212)-696-1818

DOB STAMPS & SIGNATURES:

DWG TITLE:
NON-LOGGIA POWDER ROOM PLANS & ELEVATIONS

NB#121192903

SEAL & SIGNATURE:
REGISTERED ARCHITECT DAVID CHARLES WEST 022857 STATE OF NEW YORK

DATE: 10/30/2017
PROJECT #: 1442B
SCALE: 1/4" = 1'-0"
A-616.00
DWG NO.

J:\442B 130 William Street\401_Drawing Set\11_Submission

DEPT OF BLDGS 121192903 Job Number
E3840635A621 Scan Code

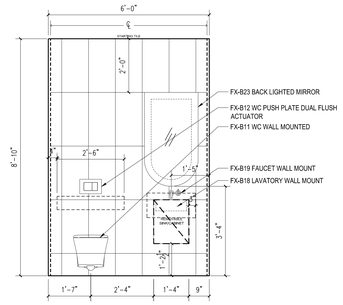

1 ELEVATION A
ALL NOTES, DIMENSION, & INFORMATION TYPICAL FOR ALL BATHROOMS, U.O.N.

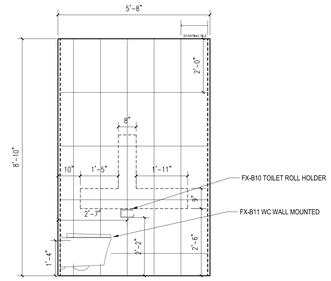

1 ELEVATION B
ALL NOTES, DIMENSION, & INFORMATION TYPICAL FOR ALL BATHROOMS, U.O.N.

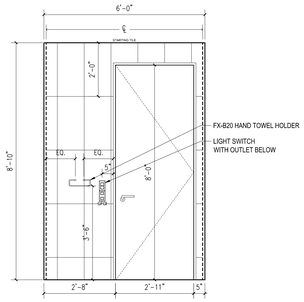

1 ELEVATION C
ALL NOTES, DIMENSION, & INFORMATION TYPICAL FOR ALL BATHROOMS, U.O.N.

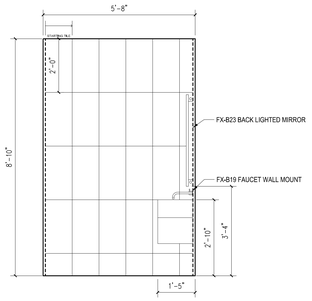

1 ELEVATION D
ALL NOTES, DIMENSION, & INFORMATION TYPICAL FOR ALL BATHROOMS, U.O.N.

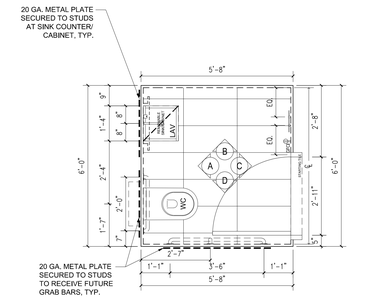

FLOOR	APARTMENT(S)	REMARKS (CHECK PLANS FOR ORIENTATION)	PLAN
51ST-56TH	A, C	TYPE P COMPLIANT	A-151.00
57TH-59TH	B		A-151.00

1 PLAN TYPE PR1-L
ALL NOTES, DIMENSION, & INFORMATION TYPICAL FOR ALL BATHROOMS, U.O.N.

2 ELEVATION A

2 ELEVATION B

2 ELEVATION C

2 ELEVATION D

FLOOR	APARTMENT(S)	REMARKS (CHECK PLANS FOR ORIENTATION)	PLAN
51ST-56TH	B	TYPE N COMPLIANT	A-151.00
57TH-59TH	A		A-157.00

2 PLAN TYPE PR4-L

NOTES:

REFERENCE FOR DIMENSIONS ONLY. FOR ALL DETAIL AND FINISH INFORMATION, REFER TO ID DRAWINGS

ALL DIMENSIONS FROM FINISH FLOOR TYP.

ALIGN NICHES TO TILE JOINT.

REFER TO A-015 FOR FINISH & FIXTURE SCHEDULE.

TYPE BXX-L DENOTES LOGGIA LEVEL BATHROOM (FLS. 51-59)

TYPE BXX-PH DENOTES PENTHOUSE LEVEL BATHROOM (FL. 60)

Number:	Date:	Revision:
7	10/30/2017	ISSUED TO DOB
6	06/14/2017	ISSUED FOR CONSTRUCTION
5	03/31/2017	95% CD SUBMISSION
4	01/06/2017	DOB RE-SUBMISSION
3	11/11/2016	CORE & SHELL BUY SET
2	07/06/2016	ISSUED TO DOB
1	06/20/2016	100% DD SUBMISSION

Project:
130 WILLIAM STREET
130 WILLIAM STREET
NEW YORK, NY 10038

Client:
THE LIGHTSTONE GROUP
130 WILLIAM STREET PROPERTY OWNER LLC
460 PARK AVE, 13TH FLOOR
NEW YORK, NY 10022
(212) 616-9971

Architect:
HILL | WEST ARCHITECTS
11 BROADWAY
17TH FLOOR
NEW YORK, NY 10004
T. 212 213 8007

Creative Director
Adjaye Associates
415 Broadway, 3rd Fl.
New York, NY 10013
(212) 965-8477

Building Structures:
McNamara Salvia
62 West 45th Street, 11th Fl.
New York, NY 10036
(212) 246-9800

MEP Engineer:
Ventrop ECG, LLC
365 W 34th Street, 3rd Fl.
New York, NY 10001
(212) 244-5060

Exterior Facade Consultant:
Gilsanz Murray Steficek, LLP
129 West 27th Street, 5th Fl.
New York, NY 10001
(212) 254-0030

Landscape Architect:
Weintraub Diaz, LLC
19 New Street
Nyack, NY 10960
(845) 353-2500

Civil Engineer & Acoustic Consultant:
AKRF Engineering PC
440 Park Avenue South, 7th Fl.
New York, NY 10016
(646) 388-9829

IT & Security Consultant:
Anj Communications
133 Sunny Ridge Road
Harrison, New York 10528
(914) 967-1967

Pool Consultant:
Integrated Aquatics Engineering, Inc.
75 Shewell Ave
Doylestown, PA 18901
(215) 230-8623

Elevator Consultant:
Jenkins and Huntington
1251 Avenue of the Americas
New York, NY 10020
(212)-696-1818

DOB STAMPS & SIGNATURES:

Clare Gomez
APPROVED
Under Directive 1 of 1975
Date: 11/06/2017
NYC Development Hub

DWG TITLE:
LOGGIA POWDER ROOM
PLANS & ELEVATIONS

NB#121192903

SEAL & SIGNATURE:
REGISTERED ARCHITECT
DAVID CHARLES WEST
No. 029857
STATE OF NEW YORK

DATE: 10/30/2017
PROJECT #: 14A26
SCALE: 1/4" = 1'-0"
DWG NO. A-617.00

J:\14A26 130 William Street\04 CAD\Drawing Sets\10_Submissions

DEPT OF BLDGS 121192903 Job Number
E380061892M5 Scan Code

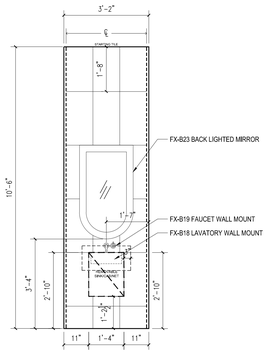

1 ELEVATION A
ALL NOTES, DIMENSION, & INFORMATION TYPICAL FOR ALL BATHROOMS, U.O.N.

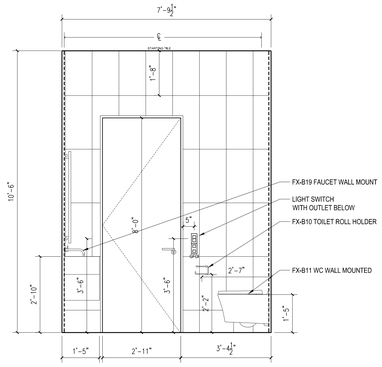

1 ELEVATION B
ALL NOTES, DIMENSION, & INFORMATION TYPICAL FOR ALL BATHROOMS, U.O.N.

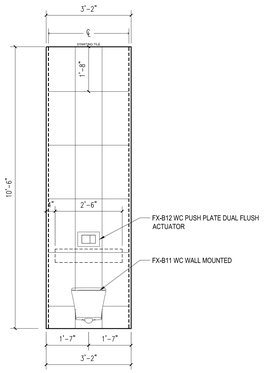

1 ELEVATION C
ALL NOTES, DIMENSION, & INFORMATION TYPICAL FOR ALL BATHROOMS, U.O.N.

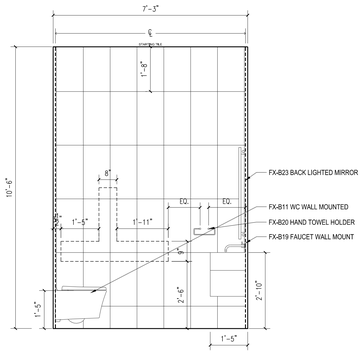

1 ELEVATION D
ALL NOTES, DIMENSION, & INFORMATION TYPICAL FOR ALL BATHROOMS, U.O.N.

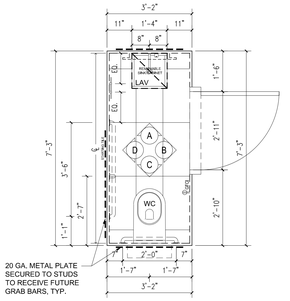

FLOOR	APARTMENT(S)	REMARKS (CHECK PLANS FOR ORIENTATION)	PLAN
60TH	PH	PENTHOUSE FINISHES	A-160.00

1 PLAN TYPE PR5-PH

NOTES:

REFERENCE FOR DIMENSIONS ONLY. FOR ALL DETAIL AND FINISH INFORMATION, REFER TO ID DRAWINGS

ALL DIMENSIONS FROM FINISH FLOOR TYP.

ALIGN NICHES TO TILE JOINT.

REFER TO A-015 FOR FINISH & FIXTURE SCHEDULE.

TYPE BXX-L DENOTES LOGGIA LEVEL BATHROOM (FLS. 51-59)

TYPE BXX-PH DENOTES PENTHOUSE LEVEL BATHROOM (FL. 60)

Number:	Date:	Revision:
5	10/30/2017	ISSUED TO DOB
4	06/14/2017	ISSUED FOR CONSTRUCTION
3	03/31/2017	95% CD SUBMISSION
2	07/06/2016	ISSUED TO DOB
1	06/20/2016	100% DD SUBMISSION

Project:
130 WILLIAM STREET
130 WILLIAM STREET
NEW YORK, NY 10038

Client:
THE LIGHTSTONE GROUP
130 WILLIAM STREET PROPERTY OWNER LLC
460 PARK AVE, 13TH FLOOR
NEW YORK, NY 10022
(212) 616-9971

Architect:
HILL | WEST ARCHITECTS
11 BROADWAY
17TH FLOOR
NEW YORK, NY 10004
T. 212 213 8007

Creative Director
Adjaye Associates
415 Broadway, 3rd Fl.
New York, NY 10013
(212) 965-8477

Building Structures:
McNamara Salvia
62 West 45th Street, 11th Fl.
New York, NY 10036
(212) 246-9800

MEP Engineer:
Ventrop ECG, LLC
365 W 34th Street, 3rd Fl.
New York, NY 10001
(212) 244-5060

Exterior Facade Consultant:
Gilsanz Murray Steficek, LLP
129 West 27th Street, 5th Fl.
New York, NY 10001
(212) 254-0030

Landscape Architect:
Weintraub Diaz, LLC
19 New Street
Nyack, NY 10960
(845) 353-2500

Civil Engineer & Acoustic Consultant:
AKRF Engineering PC
440 Park Avenue South, 7th Fl.
New York, NY 10016
(646) 388-9829

IT & Security Consultant:
Anj Communications
133 Sunny Ridge Road
Harrison, New York 10528
(914) 967-1967

Pool Consultant:
Integrated Aquatics Engineering, Inc.
75 Shewell Ave
Doylestown, PA 18901
(215) 230-8623

Elevator Consultant:
Jenkins and Huntington
1251 Avenue of the Americas
New York, NY 10020
(212)-696-1818

DOB STAMPS & SIGNATURES:

Clara Gomez
APPROVED
Under Directive 1 of 1975
Date: 11/06/2017
NYC Development Hub

DWG TITLE:
PENTHOUSE POWDER ROOM
PLANS & ELEVATIONS

NB#121192903

SEAL & SIGNATURE:
REGISTERED ARCHITECT
JOHN CHARLES SIEGEL
No. 022080
STATE OF NEW YORK

DATE: 10/30/2017
PROJECT #: 14A26
SCALE: 1/4"= 1'-0"
A-618.00
DWG NO.

I:\A15 (Bldg Shell Int)_Dwgs\Set 5_Submissions

DEPT OF BLDGS 121192903 Job Number
B00690140050 Scan Code



1 ELEVATION A
ALL NOTES, DIMENSION, & INFORMATION TYPICAL FOR ALL BATHROOMS, U.O.N.

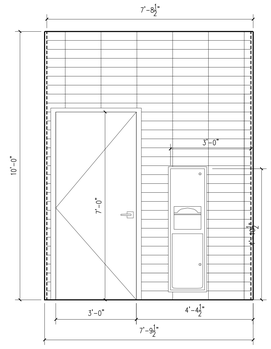

1 ELEVATION B
ALL NOTES, DIMENSION, & INFORMATION TYPICAL FOR ALL BATHROOMS, U.O.N.

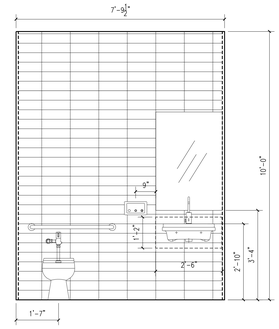

1 ELEVATION C
ALL NOTES, DIMENSION, & INFORMATION TYPICAL FOR ALL BATHROOMS, U.O.N.



1 ELEVATION D
ALL NOTES, DIMENSION, & INFORMATION TYPICAL FOR ALL BATHROOMS, U.O.N.

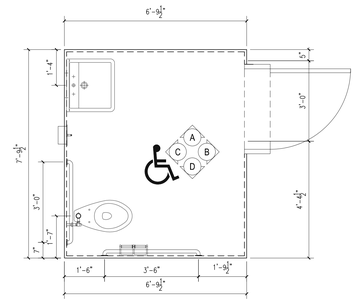

1 PUBLIC RESTROOM - CELLAR
ALL NOTES, DIMENSION, & INFORMATION TYPICAL FOR ALL BATHROOMS, U.O.N.

NOTES:

REFERENCE FOR DIMENSIONS ONLY. FOR ALL DETAIL AND FINISH INFORMATION, REFER TO ID DRAWINGS

ALL DIMENSIONS FROM FINISH FLOOR TYP.

ALIGN NICHES TO TILE JOINT.

REFER TO A-015 FOR FINISH & FIXTURE SCHEDULE.

TYPE BXX-L DENOTES LOGGIA LEVEL BATHROOM (FLS. 51-59)

TYPE BXX-PH DENOTES PENTHOUSE LEVEL BATHROOM (FL. 60)

Number:	Date:	Revision:
5	10/30/2017	ISSUED TO DOB
4	06/14/2017	ISSUED FOR CONSTRUCTION
3	03/31/2017	95% CD SUBMISSION
2	07/06/2016	ISSUED TO DOB
1	06/20/2016	100% DD SUBMISSION

Project:
130 WILLIAM STREET
130 WILLIAM STREET
NEW YORK, NY 10038

Client:
THE LIGHTSTONE GROUP
130 WILLIAM STREET PROPERTY OWNER LLC
460 PARK AVE, 13TH FLOOR
NEW YORK, NY 10022
(212) 616-9971

Architect:
HILL | WEST ARCHITECTS
11 BROADWAY
17TH FLOOR
NEW YORK, NY 10004
T. 212 213 8007

Creative Director
Adjaye Associates
415 Broadway, 3rd Fl.
New York, NY 10013
(212) 965-8477

Building Structures:
McNamara Salvia
62 West 45th Street, 11th Fl.
New York, NY 10036
(212) 246-9800

MEP Engineer:
Ventrop ECG, LLC
365 W 34th Street, 3rd Fl.
New York, NY 10001
(212) 244-5060

Exterior Facade Consultant:
Gilsanz Murray Steficek, LLP
129 West 27th Street, 5th Fl.
New York, NY 10001
(212) 254-0030

Landscape Architect:
Weintraub Diaz, LLC
19 New Street
Nyack, NY 10960
(845) 353-2500

Civil Engineer & Acoustic Consultant:
AKRF Engineering PC
440 Park Avenue South, 7th Fl.
New York, NY 10016
(646) 388-9829

IT & Security Consultant:
Anj Communications
133 Sunny Ridge Road
Harrison, New York 10528
(914) 967-1967

Pool Consultant:
Integrated Aquatics Engineering, Inc.
75 Shewell Ave
Doylestown, PA 18901
(215) 230-8623

Elevator Consultant:
Jenkins and Huntington
1251 Avenue of the Americas
New York, NY 10020
(212)-696-1818

DOB STAMPS & SIGNATURES:

Clara Gomez
APPROVED
Under Directive 1 of 1975
Date 11/06/2017
NYC Development Hub

DWG TITLE:
PUBLIC TOILET PLANS & ELEVATIONS

NB#121192903

SEAL & SIGNATURE:
REGISTERED ARCHITECT
ROBERT CHARLES HILL
No. 022080
STATE OF NEW YORK

DATE: 10/30/2017
PROJECT #: 14A26
SCALE: 1/4"= 1'-0"
DWG NO. A-619.00

I:\A14 - 130 William Street\01_Drawing Sets\10_Submissions

DEPT OF BLDGS 421300925 Job Number
E5440057407 Scan Code

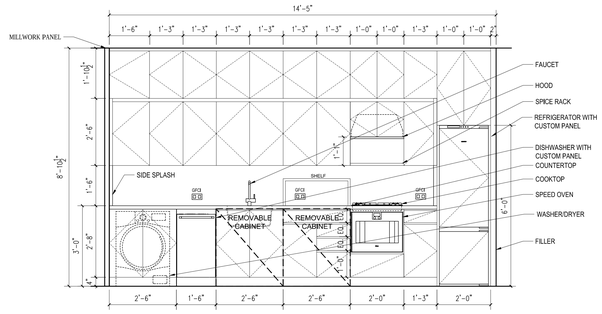

1 ELEVATION A
ALL NOTES, DIMENSION, & INFORMATION TYPICAL FOR ALL KITCHENS, U.O.N.

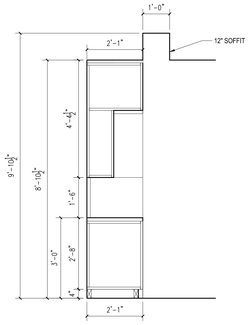

1 ELEVATION B
ALL NOTES, DIMENSION, & INFORMATION TYPICAL FOR ALL KITCHENS, U.O.N.

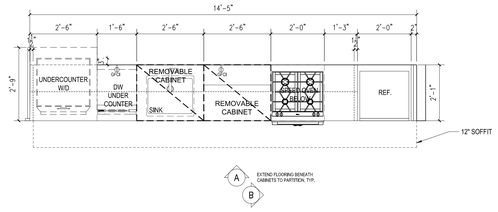

FLOOR	APARTMENT(S)	REMARKS (CHECK PLANS FOR ORIENTATION)	PLAN
5TH	A	APPLIANCE PACKAGE Z	A-105.00
6TH	A		A-106.00
7TH-8TH	A		A-107.00
9TH	A		A-109.00
10TH	A		A-110.00
11TH-12TH	A		A-111.00
13TH	A		A-113.00
14TH	A		A-114.00
15TH	A		A-115.00

1 PLAN TYPE Z1
ALL NOTES, DIMENSION, & INFORMATION TYPICAL FOR ALL KITCHENS, U.O.N.

2 ELEVATION A

2 ELEVATION B

FLOOR	APARTMENT(S)	REMARKS (CHECK PLANS FOR ORIENTATION)	PLAN
6TH	E	APPLIANCE PACKAGE Z	A-106.00
7TH-8TH	E		A-107.00
9TH	E		A-109.00
10TH	E		A-110.00
11TH-12TH	E		A-111.00
13TH	E		A-113.00
14TH	E		A-114.00
15TH	E		A-115.00
16TH-17TH	D		A-116.00
18TH	D		A-118.00

2 PLAN TYPE Z2

3 ELEVATION A

3 ELEVATION B

3 ELEVATION C

FLOOR	APARTMENT(S)	REMARKS (CHECK PLANS FOR ORIENTATION)	PLAN
5TH	C	APPLIANCE PACKAGE Y - 22" REFRIGERATOR	A-105.00
6TH	C		A-106.00
7TH-8TH	C		A-107.00
9TH	C		A-109.00
10TH	C		A-110.00
11TH-12TH	C		A-111.00
13TH	C		A-113.00
14TH	C		A-114.00
15TH	C		A-115.00
16TH-17TH	A	TEMPERED GLASS HEADER - SEE A-216	A-116.00
18TH	A	TEMPERED GLASS HEADER - SEE A-218	A-118.00
19TH-25TH	A, C	TEMPERED GLASS HEADER - SEE A-219	A-119.00
26TH	A, C	TEMPERED GLASS HEADER - SEE A-226	A-126.00

3 PLAN TYPE Y1

NOTES:

REFERENCE FOR DIMENSIONS ONLY. FOR ALL DETAIL AND FINISH INFORMATION, REFER TO ID DRAWINGS

ALL DIMENSIONS FROM FINISH FLOOR TYP.

REFER TO A-014 & A-015 FOR APPLIANCE AND FIXTURE SCHEDULES.

ALL COUNTERTOP AND SIDESPLASH STONE THICKNESS TO BE 1¼". ALL BACKSPLASH STONE THICKNESS TO BE ¾". REFER TO INTERIOR DWGS FOR DETAILS AND FURTHER INFORMATION.

Number:	Date:	Revision:
9	10/30/2017	ISSUED TO DOB
8	10/13/2017	ASI - ENTRY DOOR DETAILS
7	06/14/2017	ISSUED FOR CONSTRUCTION
6	03/31/2017	95% CD SUBMISSION
5	01/20/2017	80% CD SUBMISSION
4	01/06/2017	DOB RE-SUBMISSION
3	11/11/2016	CORE & SHELL BUY SET
2	07/06/2016	ISSUED TO DOB
1	06/20/2016	100% DD SUBMISSION

Project:
130 WILLIAM STREET
130 WILLIAM STREET
NEW YORK, NY 10038

Client:
THE LIGHTSTONE GROUP
130 WILLIAM STREET PROPERTY OWNER LLC
460 PARK AVE, 13TH FLOOR
NEW YORK, NY 10022
(212) 616-9971

Architect:
HILL | WEST ARCHITECTS
11 BROADWAY
17TH FLOOR
NEW YORK, NY 10004
T. 212 213 8007

Creative Director
Adjaye Associates
415 Broadway, 3rd Fl.
New York, NY 10013
(212) 965-8477

Building Structures:
McNamara Salvia
62 West 45th Street, 11th Fl.
New York, NY 10036
(212) 246-9800

MEP Engineer:
Ventrop ECG, LLC
365 W 34th Street, 3rd Fl.
New York, NY 10001
(212) 244-5060

Exterior Facade Consultant:
Gilsanz Murray Steficek, LLP
129 West 27th Street, 5th Fl.
New York, NY 10001
(212) 254-0030

Landscape Architect:
Weintraub Diaz, LLC
19 New Street
Nyack, NY 10960
(845) 353-2500

Civil Engineer & Acoustic Consultant:
AKRF Engineering PC
440 Park Avenue South, 7th Fl.
New York, NY 10016
(646) 388-9829

IT & Security Consultant:
Anj Communications
133 Sunny Ridge Road
Harrison, New York 10528
(914) 967-1967

Pool Consultant:
Integrated Aquatics Engineering, Inc.
75 Shewell Ave
Doylestown, PA 18901
(215) 230-8623

Elevator Consultant:
Jenkins and Huntington
1251 Avenue of the Americas
New York, NY 10020
(212)-696-1818

DOB STAMPS & SIGNATURES:

Clara Gomez
APPROVED
Under Director 1 of 1975
Date: 11/06/2017
NYC Development Hub

DWG TITLE:
KITCHEN PLANS
& ELEVATIONS
NB#121192903

SEAL & SIGNATURE:
REGISTERED ARCHITECT
CHARLES WEST
No. 026883
STATE OF NEW YORK

DATE: 10/30/2017
PROJECT #: 14A26
SCALE: 1/2" = 1'-0"
A-650.00
DWG NO.

J:\14A26 130 William Street\01 Drawing Sets\01 Submissions

DEPT OF BLDGS 121192903 Job Number
E358469120B9 Scan Code

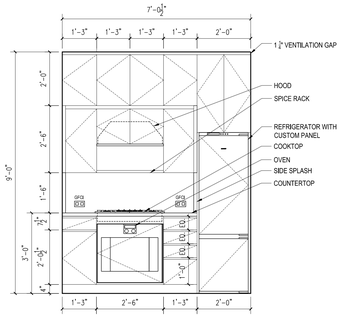

1 ELEVATION A
ALL NOTES, DIMENSION, & INFORMATION TYPICAL FOR ALL KITCHENS, U.O.N.

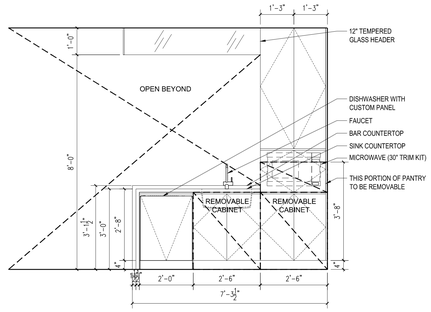

1 ELEVATION B
ALL NOTES, DIMENSION, & INFORMATION TYPICAL FOR ALL KITCHENS, U.O.N.

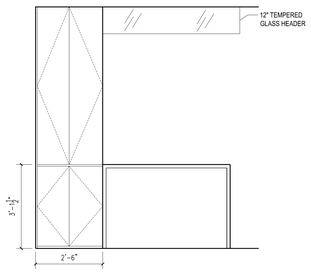

1 ELEVATION C
ALL NOTES, DIMENSION, & INFORMATION TYPICAL FOR ALL KITCHENS, U.O.N.

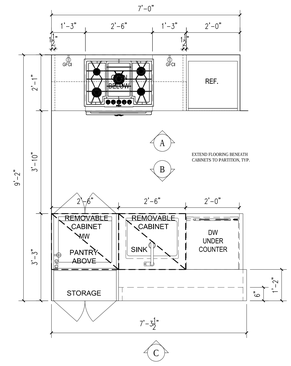

FLOOR	APARTMENT(S)	REMARKS (CHECK PLANS FOR ORIENTATION)	PLAN
28TH	A	APPLIANCE PACKAGE Y - 22" REFRIGERATOR	A-128.00
29TH-36TH	A		A-119.00
37TH	A		A-137.00
38TH	A		A-138.00

1 PLAN TYPE Y1a
ALL NOTES, DIMENSION, & INFORMATION TYPICAL FOR ALL KITCHENS, U.O.N.

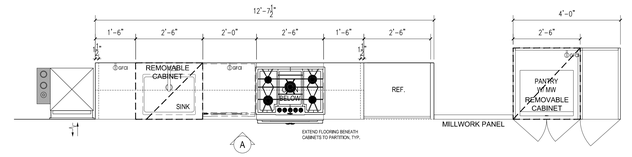

2 ELEVATION A

FLOOR	APARTMENT(S)	REMARKS (CHECK PLANS FOR ORIENTATION)	PLAN
37TH	D	APPLIANCE PACKAGE Y	A-137.00
38TH	D		A-138.00

2 PLAN TYPE Y2

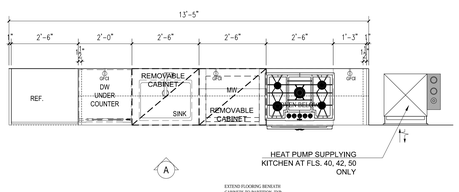

3 ELEVATION A

FLOOR	APARTMENT(S)	REMARKS (CHECK PLANS FOR ORIENTATION)	PLAN
28TH	D	APPLIANCE PACKAGE Y	A-128.00
29TH-36TH	D		A-129.00
39TH	B		A-139.00
40TH	C		A-140.00
42ND	C		A-142.00
50TH	C		A-150.00

3 PLAN TYPE Y3

ClaraGomez
APPROVED
Under Directive 1 of 1975
Date: 11/06/2017
NYC Development Hub

NOTES:

REFERENCE FOR DIMENSIONS ONLY. FOR ALL DETAIL AND FINISH INFORMATION, REFER TO ID DRAWINGS

ALL DIMENSIONS FROM FINISH FLOOR TYP.

REFER TO A-014 & A-015 FOR APPLIANCE AND FIXTURE SCHEDULES.

ALL COUNTERTOP AND SIDESPLASH STONE THICKNESS TO BE 1¼". ALL BACKSPLASH STONE THICKNESS TO BE ¾". REFER TO INTERIOR DWGS FOR DETAILS AND FURTHER INFORMATION.

8	10/30/2017	ISSUED TO DOB
7	06/14/2017	ISSUED FOR CONSTRUCTION
6	03/31/2017	95% CD SUBMISSION
5	01/20/2017	80% CD SUBMISSION
4	01/06/2017	DOB RE-SUBMISSION
3	11/11/2016	CORE & SHELL BUY SET
2	07/06/2016	ISSUED TO DOB
1	06/20/2016	100% DD SUBMISSION
Number:	Date:	Revision:

Project:
130 WILLIAM STREET
130 WILLIAM STREET
NEW YORK, NY 10038

Client:
THE LIGHTSTONE GROUP
130 WILLIAM STREET PROPERTY OWNER LLC
460 PARK AVE, 13TH FLOOR
NEW YORK, NY 10022
(212) 616-9971

Architect:
HILL | WEST ARCHITECTS
11 BROADWAY
17TH FLOOR
NEW YORK, NY 10004
T. 212 213 8007

Creative Director
Adjaye Associates
415 Broadway, 3rd Fl.
New York, NY 10013
(212) 965-8477

Building Structures:
McNamara Salvia
62 West 45th Street, 11th Fl.
New York, NY 10036
(212) 246-9800

MEP Engineer:
Ventrop ECG, LLC
365 W 34th Street, 3rd Fl.
New York, NY 10001
(212) 244-5060

Exterior Facade Consultant:
Gilsanz Murray Steficek, LLP
129 West 27th Street, 5th Fl.
New York, NY 10001
(212) 254-0030

Landscape Architect:
Weintraub Diaz, LLC
19 New Street
Nyack, NY 10960
(845) 353-2500

Civil Engineer & Acoustic Consultant:
AKRF Engineering PC
440 Park Avenue South, 7th Fl.
New York, NY 10016
(646) 388-9829

IT & Security Consultant:
Anj Communications
133 Sunny Ridge Road
Harrison, New York 10528
(914) 967-1967

Pool Consultant:
Integrated Aquatics Engineering, Inc.
75 Shewell Ave
Doylestown, PA 18901
(215) 230-8623

Elevator Consultant:
Jenkins and Huntington
1251 Avenue of the Americas
New York, NY 10020
(212)-696-1818

DOB STAMPS & SIGNATURES:

DWG TITLE:
KITCHEN PLANS
& ELEVATIONS

NB#121192903

SEAL & SIGNATURE:
REGISTERED ARCHITECT DAVID CHARLES WEST 029803 STATE OF NEW YORK

DATE: 10/30/2017
PROJECT #: 14A26
SCALE: 1/2" = 1'-0"
A-651.00
DWG NO.

J:\14A26 130 William Street\A-1_Drawing Set\17_Submission

DEPT OF BLDGS 121192903 Job Number
E-2005950050 Scan Code

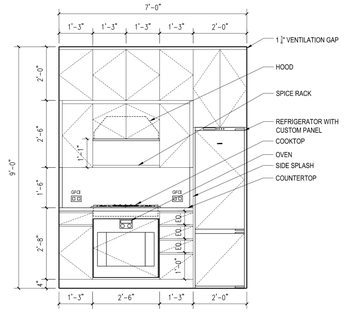

1 ELEVATION A
ALL NOTES, DIMENSION, & INFORMATION TYPICAL FOR ALL KITCHENS, U.O.N.

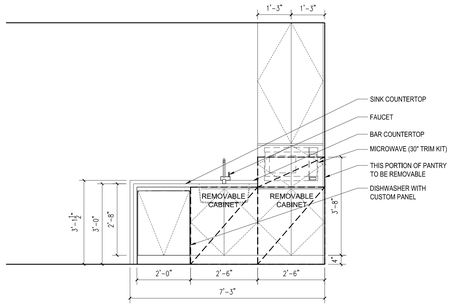

1 ELEVATION B
ALL NOTES, DIMENSION, & INFORMATION TYPICAL FOR ALL KITCHENS, U.O.N.

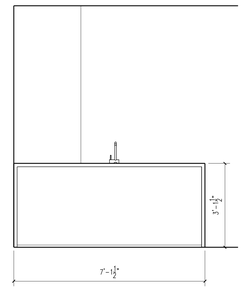

1 ELEVATION C
ALL NOTES, DIMENSION, & INFORMATION TYPICAL FOR ALL KITCHENS, U.O.N.

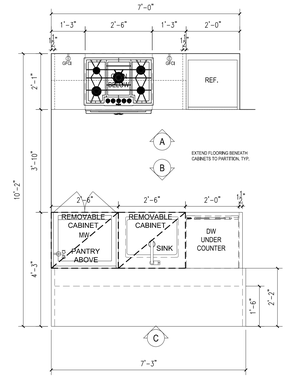

FLOOR	APARTMENT(S)	REMARKS (CHECK PLANS FOR ORIENTATION)	PLAN
5TH	B	APPLIANCE PACKAGE Y - 22" REFRIGERATOR	A-105.00
6TH	B		A-106.00
7TH-8TH	B		A-107.00
9TH	B		A-109.00
10TH	B		A-110.00
11TH-12TH	B		A-111.00
13TH	B		A-113.00
14TH	B		A-114.00
15TH	B		A-115.00

1 PLAN TYPE Y4
ALL NOTES, DIMENSION, & INFORMATION TYPICAL FOR ALL KITCHENS, U.O.N.

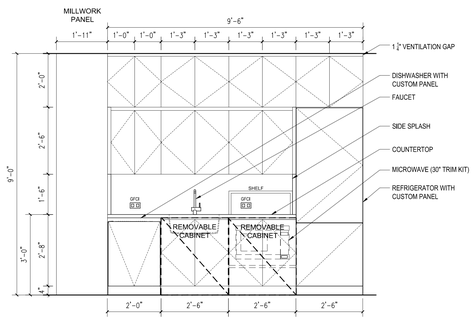

2 ELEVATION A

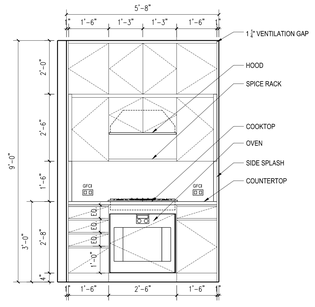

2 ELEVATION B

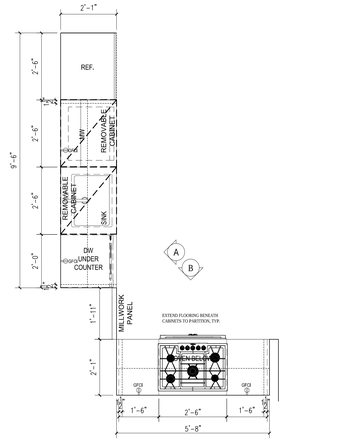

FLOOR	APARTMENT(S)	REMARKS (CHECK PLANS FOR ORIENTATION)	PLAN
19TH-25TH	D	APPLIANCE PACKAGE Y	A-119.00
26TH	D		A-126.00

2 PLAN TYPE Y5

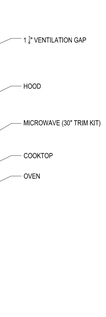

3 ELEVATION A

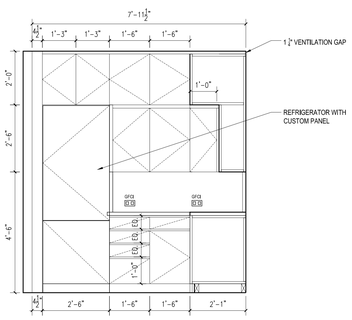

3 ELEVATION B

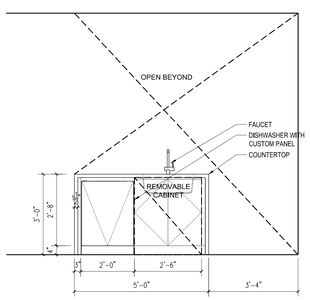

3 ELEVATION C

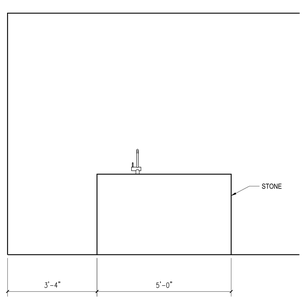

3 ELEVATION D

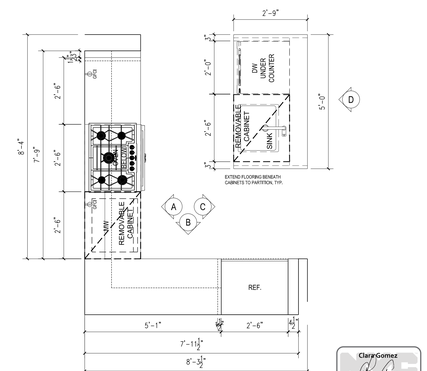

FLOOR	APARTMENT(S)	REMARKS (CHECK PLANS FOR ORIENTATION)	PLAN
41TH	B	APPLIANCE PACKAGE Y	A-141.00
43TH	B		A-143.00
45, 47, 49TH	B		A-145.00

3 PLAN TYPE Y6

NOTES:

REFERENCE FOR DIMENSIONS ONLY. FOR ALL DETAIL AND FINISH INFORMATION, REFER TO ID DRAWINGS

ALL DIMENSIONS FROM FINISH FLOOR TYP.

REFER TO A-014 & A-015 FOR APPLIANCE AND FIXTURE SCHEDULES.

ALL COUNTERTOP AND SIDESPLASH STONE THICKNESS TO BE $1\frac{1}{4}$". ALL BACKSPLASH STONE THICKNESS TO BE $\frac{3}{4}$". REFER TO INTERIOR DWGS FOR DETAILS AND FURTHER INFORMATION.

Number:	Date:	Revision:
8	10/30/2017	ISSUED TO DOB
7	06/14/2017	ISSUED FOR CONSTRUCTION
6	03/31/2017	95% CD SUBMISSION
5	01/20/2017	80% CD SUBMISSION
4	01/06/2017	DOB RE-SUBMISSION
3	11/11/2016	CORE & SHELL BUY SET
2	07/06/2016	ISSUED TO DOB
1	06/20/2016	100% DD SUBMISSION

Project:
130 WILLIAM STREET
130 WILLIAM STREET
NEW YORK, NY 10038

Client:
THE LIGHTSTONE GROUP
130 WILLIAM STREET PROPERTY OWNER LLC
460 PARK AVE, 13TH FLOOR
NEW YORK, NY 10022
(212) 616-9971

Architect:
HILL | WEST ARCHITECTS
11 BROADWAY
17TH FLOOR
NEW YORK, NY 10004
T. 212 213 8007

Creative Director
Adjaye Associates
415 Broadway, 3rd Fl.
New York, NY 10013
(212) 965-8477

Building Structures:
McNamara Salvia
62 West 45th Street, 11th Fl.
New York, NY 10036
(212) 246-9800

MEP Engineer:
Ventrop ECG, LLC
365 W 34th Street, 3rd Fl.
New York, NY 10001
(212) 244-5060

Exterior Facade Consultant:
Gilsanz Murray Steficek, LLP
129 West 27th Street, 5th Fl.
New York, NY 10001
(212) 254-0030

Landscape Architect:
Weintraub Diaz, LLC
19 New Street
Nyack, NY 10960
(845) 353-2500

Civil Engineer & Acoustic Consultant:
AKRF Engineering PC
440 Park Avenue South, 7th Fl.
New York, NY 10016
(646) 388-9829

IT & Security Consultant:
Anj Communications
133 Sunny Ridge Road
Harrison, New York 10528
(914) 967-1967

Pool Consultant:
Integrated Aquatics Engineering, Inc.
75 Shewell Ave
Doylestown, PA 18901
(215) 230-8623

Elevator Consultant:
Jenkins and Huntington
1251 Avenue of the Americas
New York, NY 10020
(212)-696-1818

DOB STAMPS & SIGNATURES:

DWG TITLE:
KITCHEN PLANS
& ELEVATIONS
NB#121192903

Clare Gomez
APPROVED
Under Directive 1 of 1975
Date: 11/06/2017
NYC Development Hub

SEAL & SIGNATURE:
REGISTERED ARCHITECT
CHARLES WEST
No. 026861
STATE OF NEW YORK

DATE: 10/30/2017
PROJECT #: 14A26
SCALE: 1/2" = 1'-0"
A-652.00
DWG NO.

J:\14A26 130 William Street\Arch_Drawing Sets\10_Submission

DEPT OF BLDGS 421300905 Job Number
ES4164774ZS Scan Code

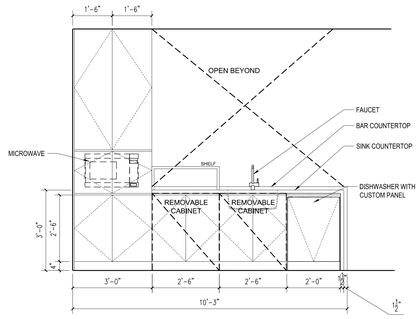

1 ELEVATION A
ALL NOTES, DIMENSION, & INFORMATION TYPICAL FOR ALL KITCHENS, U.O.N.

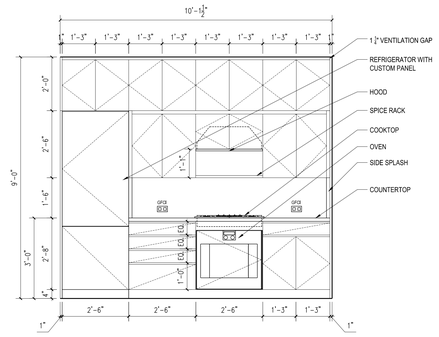

1 ELEVATION B
ALL NOTES, DIMENSION, & INFORMATION TYPICAL FOR ALL KITCHENS, U.O.N.

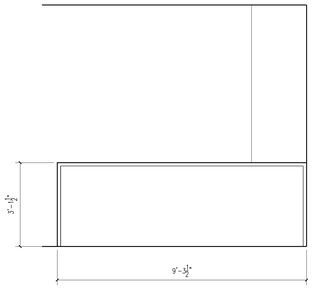

1 ELEVATION C
ALL NOTES, DIMENSION, & INFORMATION TYPICAL FOR ALL KITCHENS, U.O.N.

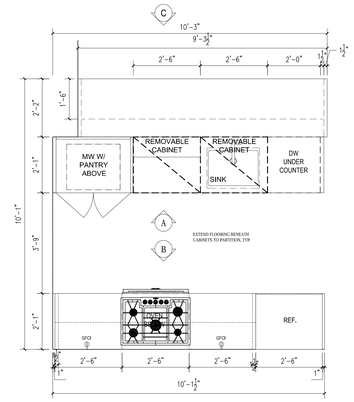

FLOOR	APARTMENT(S)	REMARKS (CHECK PLANS FOR ORIENTATION)	PLAN
5TH	D	APPLIANCE PACKAGE Y	A-105.00
6TH	D		A-106.00

1 PLAN TYPE Y8
ALL NOTES, DIMENSION, & INFORMATION TYPICAL FOR ALL KITCHENS, U.O.N.

2 ELEVATION A

2 ELEVATION B

2 ELEVATION C

2 ELEVATION D

FLOOR	APARTMENT(S)	REMARKS (CHECK PLANS FOR ORIENTATION)	PLAN
7TH-8TH	D	APPLIANCE PACKAGE Y	A-107.00
9TH	D		A-109.00
10TH	D		A-110.00

2 PLAN TYPE Y9

3 ELEVATION A

3 ELEVATION B

3 ELEVATION C

3 ELEVATION D

FLOOR	APARTMENT(S)	REMARKS (CHECK PLANS FOR ORIENTATION)	PLAN
28TH	C	APPLIANCE PACKAGE Y	A-128.00
29TH-36TH	C		A-129.00
37TH	C		A-137.00
38TH	C		A-138.00

3 PLAN TYPE Y10

NOTES:

REFERENCE FOR DIMENSIONS ONLY. FOR ALL DETAIL AND FINISH INFORMATION, REFER TO ID DRAWINGS

ALL DIMENSIONS FROM FINISH FLOOR TYP.

REFER TO A-014 & A-015 FOR APPLIANCE AND FIXTURE SCHEDULES.

ALL COUNTERTOP AND SIDESPLASH STONE THICKNESS TO BE $1\frac{1}{4}$". ALL BACKSPLASH STONE THICKNESS TO BE $\frac{3}{4}$". REFER TO INTERIOR DWGS FOR DETAILS AND FURTHER INFORMATION.

8	10/30/2017	ISSUED TO DOB
7	06/14/2017	ISSUED FOR CONSTRUCTION
6	03/31/2017	95% CD SUBMISSION
5	01/20/2017	80% CD SUBMISSION
4	01/06/2017	DOB RE-SUBMISSION
3	11/11/2016	CORE & SHELL BUY SET
2	07/06/2016	ISSUED TO DOB
1	06/20/2016	100% DD SUBMISSION
Number:	Date:	Revision:

Project:
130 WILLIAM STREET
130 WILLIAM STREET
NEW YORK, NY 10038

Client:
THE LIGHTSTONE GROUP
130 WILLIAM STREET PROPERTY OWNER LLC
460 PARK AVE, 13TH FLOOR
NEW YORK, NY 10022
(212) 616-9971

Architect:
HILL | WEST ARCHITECTS
11 BROADWAY
17TH FLOOR
NEW YORK, NY 10004
T. 212 213 8007

Creative Director
Adjaye Associates
415 Broadway, 3rd Fl.
New York, NY 10013
(212) 965-8477

Building Structures:
McNamara Salvia
62 West 45th Street, 11th Fl.
New York, NY 10036
(212) 246-9800

MEP Engineer:
Ventrop ECG, LLC
365 W 34th Street, 3rd Fl.
New York, NY 10001
(212) 244-5060

Exterior Facade Consultant:
Gilsanz Murray Steficek, LLP
129 West 27th Street, 5th Fl.
New York, NY 10001
(212) 254-0030

Landscape Architect:
Weintraub Diaz, LLC
19 New Street
Nyack, NY 10960
(845) 353-2500

Civil Engineer & Acoustic Consultant:
AKRF Engineering PC
440 Park Avenue South, 7th Fl.
New York, NY 10016
(646) 388-9829

IT & Security Consultant:
Anj Communications
133 Sunny Ridge Road
Harrison, New York 10528
(914) 967-1967

Pool Consultant:
Integrated Aquatics Engineering, Inc.
75 Shewell Ave
Doylestown, PA 18901
(215) 230-8623

Elevator Consultant:
Jenkins and Huntington
1251 Avenue of the Americas
New York, NY 10020
(212)-696-1818

DOB STAMPS & SIGNATURES:

ClaireGomez
APPROVED
Under Directive 1 of 1975
Date: 11/06/2017
NYC Development Hub

DWG TITLE:
KITCHEN PLANS
& ELEVATIONS

NB#121192903

SEAL & SIGNATURE:
REGISTERED ARCHITECT DAVID CHARLES WEST 026863 STATE OF NEW YORK

DATE: 10/30/2017
PROJECT #: 14A26
SCALE: 1/2" = 1'-0"
A-653.00
DWG NO.

J:\14A26 130 William Street\A-1 Drawing Set\11-0_Submission

DEPT OF BLDGS 121192903 Job Number
B2015007720 Scan Code

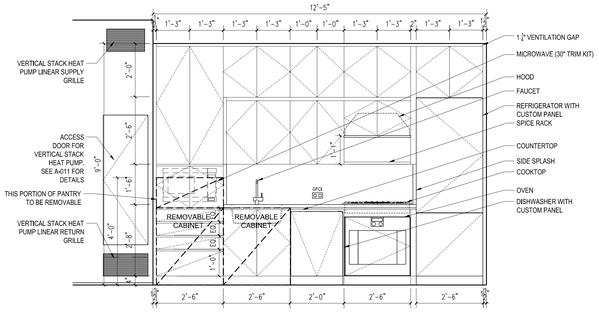

1 ELEVATION A
ALL NOTES, DIMENSION, & INFORMATION TYPICAL FOR ALL KITCHENS, U.O.N.

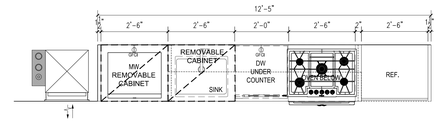

FLOOR	APARTMENT(S)	REMARKS (CHECK PLANS FOR ORIENTATION)	PLAN
41ST	C	APPLIANCE PACKAGE Y	A-141.00
43RD	C		A-143.00

1 PLAN TYPE Y12
ALL NOTES, DIMENSION, & INFORMATION TYPICAL FOR ALL KITCHENS, U.O.N.

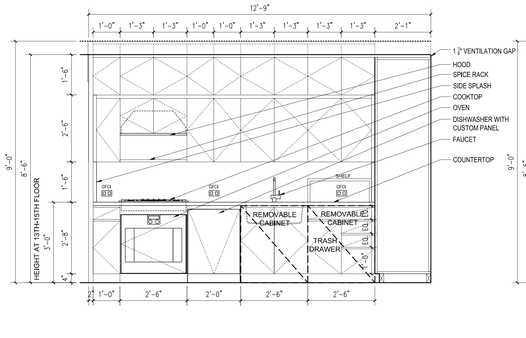

2 ELEVATION A

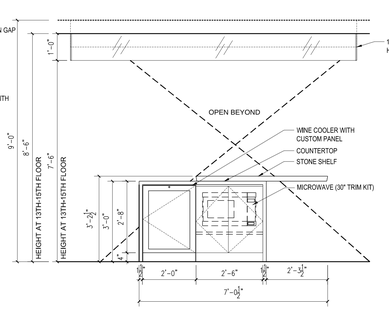

2 ELEVATION B

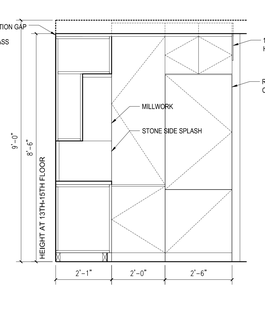

2 ELEVATION C

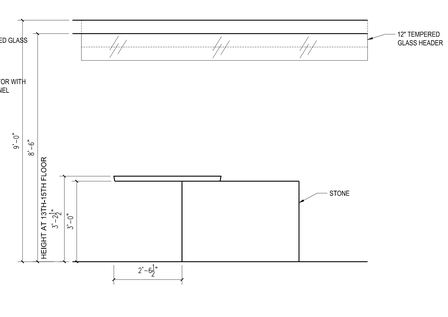

2 ELEVATION D

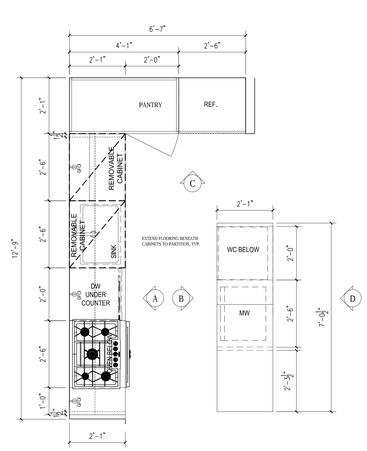

FLOOR	APARTMENT(S)	REMARKS (CHECK PLANS FOR ORIENTATION)	PLAN
5TH	E	APPLIANCE PACKAGE Y'	A-105.00
6TH	F		A-106.00
7TH-8TH	F		A-107.00
9TH	F		A-109.00
10TH	F		A-110.00
11TH-12TH	F		A-111.00
13TH	F		A-113.00
14TH	F		A-114.00
15TH	F		A-115.00
16TH-17TH	E		A-116.00
18TH	E		A-118.00

2 PLAN TYPE Y' 1

3 ELEVATION A

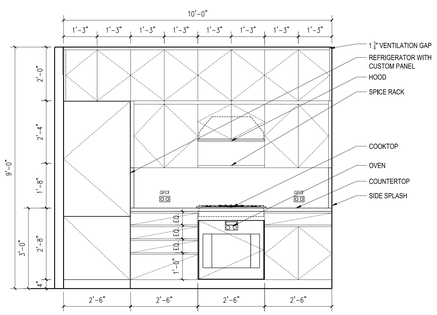

3 ELEVATION B

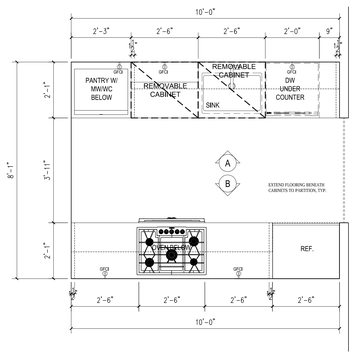

FLOOR	APARTMENT(S)	REMARKS (CHECK PLANS FOR ORIENTATION)	PLAN
40TH	B	APPLIANCE PACKAGE Y'	A-140.00
42ND	B		A-142.00
44TH	B		A-144.00
46TH & 48TH	B		A-146.00
50TH	B		A-150.00

3 PLAN TYPE Y' 2

Clark Gomez
Buildings
APPROVED
Under Directive 2 of 1975
Date: 11/16/2017
NYC Development Hub

NOTES:

REFERENCE FOR DIMENSIONS ONLY. FOR ALL DETAIL AND FINISH INFORMATION, REFER TO ID DRAWINGS

ALL DIMENSIONS FROM FINISH FLOOR TYP.

REFER TO A-014 & A-015 FOR APPLIANCE AND FIXTURE SCHEDULES.

ALL COUNTERTOP AND SIDESPLASH STONE THICKNESS TO BE 1¼". ALL BACKSPLASH STONE THICKNESS TO BE ¾". REFER TO INTERIOR DWGS FOR DETAILS AND FURTHER INFORMATION.

Number:	Date:	Revision:
8	10/30/2017	ISSUED TO DOB
7	06/14/2017	ISSUED FOR CONSTRUCTION
6	03/31/2017	95% CD SUBMISSION
5	01/20/2017	80% CD SUBMISSION
4	01/06/2017	DOB RE-SUBMISSION
3	11/11/2016	CORE & SHELL BUY SET
2	07/06/2016	ISSUED TO DOB
1	06/20/2016	100% DD SUBMISSION

Project:
130 WILLIAM STREET
130 WILLIAM STREET
NEW YORK, NY 10038

Client:
THE LIGHTSTONE GROUP
130 WILLIAM STREET PROPERTY OWNER LLC
460 PARK AVE, 13TH FLOOR
NEW YORK, NY 10022
(212) 616-9971

Architect:
HILL | WEST ARCHITECTS
11 BROADWAY
17TH FLOOR
NEW YORK, NY 10004
T. 212 213 8007

Creative Director
Adjaye Associates
415 Broadway, 3rd Fl.
New York, NY 10013
(212) 965-8477

Building Structures:
McNamara Salvia
62 West 45th Street, 11th Fl.
New York, NY 10036
(212) 246-9800

MEP Engineer:
Ventrop ECG, LLC
365 W 34th Street, 3rd Fl.
New York, NY 10001
(212) 244-5060

Exterior Facade Consultant:
Gilsanz Murray Steficek, LLP
129 West 27th Street, 5th Fl.
New York, NY 10001
(212) 254-0030

Landscape Architect:
Weintraub Diaz, LLC
19 New Street
Nyack, NY 10960
(845) 353-2500

Civil Engineer & Acoustic Consultant:
AKRF Engineering PC
440 Park Avenue South, 7th Fl.
New York, NY 10016
(646) 388-9829

IT & Security Consultant:
Anj Communications
133 Sunny Ridge Road
Harrison, New York 10528
(914) 967-1967

Pool Consultant:
Integrated Aquatics Engineering, Inc.
75 Shewell Ave
Doylestown, PA 18901
(215) 230-8623

Elevator Consultant:
Jenkins and Huntington
1251 Avenue of the Americas
New York, NY 10020
(212)-696-1818

DOB STAMPS & SIGNATURES:

DWG TITLE:
KITCHEN PLANS
& ELEVATIONS

NB#121192903

SEAL & SIGNATURE:
REGISTERED ARCHITECT DAVID CHARLES WEST 026861 STATE OF NEW YORK

DATE: 10/30/2017
PROJECT #: 14A26
SCALE: 1/2" = 1'-0"
A-654.00
DWG NO.

J:\14A26 130 William Street\Arch\1_Drawing Set\170_Submission

DEPT OF BLDGS 421300923 Job Number
E526070364X Scan Code

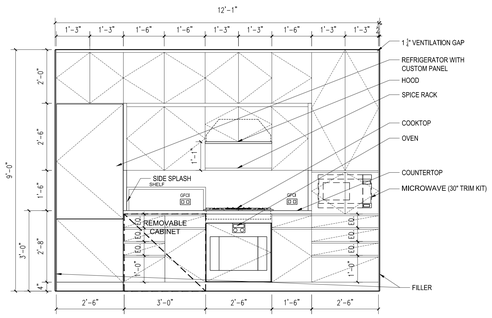

1 ELEVATION A
ALL NOTES, DIMENSION, & INFORMATION TYPICAL FOR ALL KITCHENS, U.O.N.

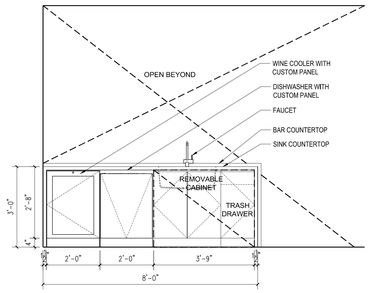

1 ELEVATION B
ALL NOTES, DIMENSION, & INFORMATION TYPICAL FOR ALL KITCHENS, U.O.N.

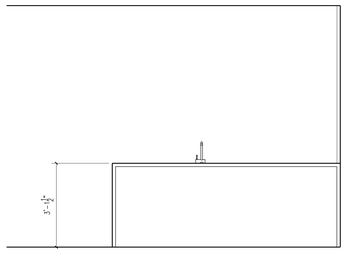

1 ELEVATION C
ALL NOTES, DIMENSION, & INFORMATION TYPICAL FOR ALL KITCHENS, U.O.N.

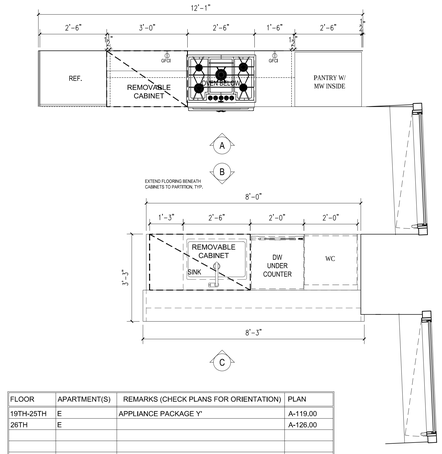

FLOOR	APARTMENT(S)	REMARKS (CHECK PLANS FOR ORIENTATION)	PLAN
19TH-25TH	E	APPLIANCE PACKAGE Y'	A-119.00
26TH	E		A-126.00

1 PLAN TYPE Y' 3
ALL NOTES, DIMENSION, & INFORMATION TYPICAL FOR ALL KITCHENS, U.O.N.

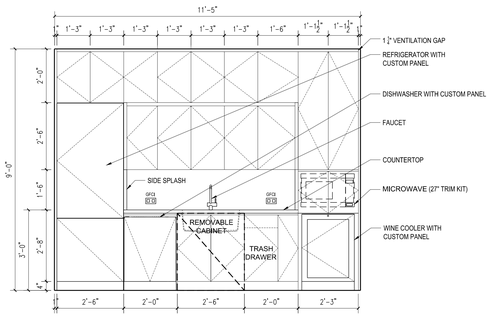

2 ELEVATION A

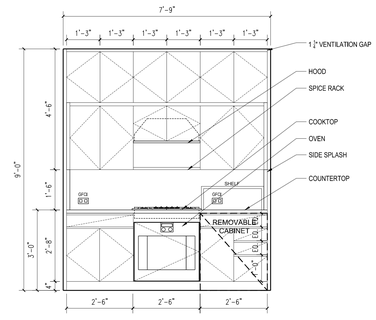

2 ELEVATION B

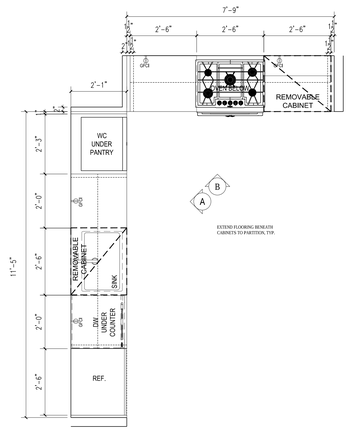

FLOOR	APARTMENT(S)	REMARKS (CHECK PLANS FOR ORIENTATION)	PLAN
11TH-12TH	D	APPLIANCE PACKAGE Y'	A-111.00
13TH	D		A-113.00
14TH	D		A-114.00
15TH	D		A-115.00
16TH-17TH	C		A-116.00
18TH	C		A-118.00

2 PLAN TYPE Y' 4

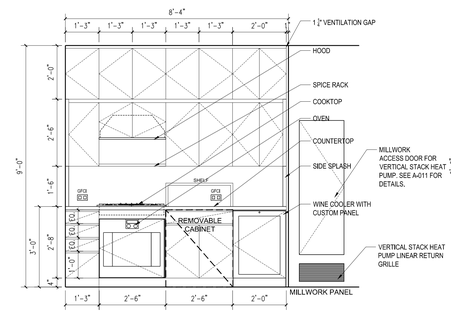

3 ELEVATION A

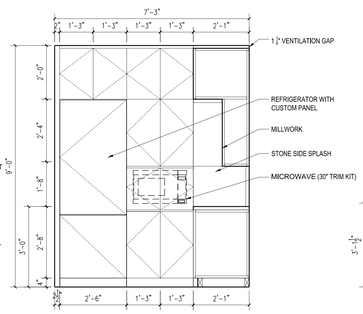

3 ELEVATION B

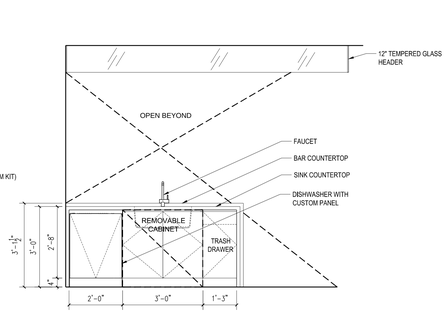

3 ELEVATION C

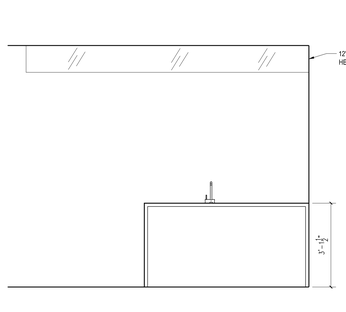

3 ELEVATION D

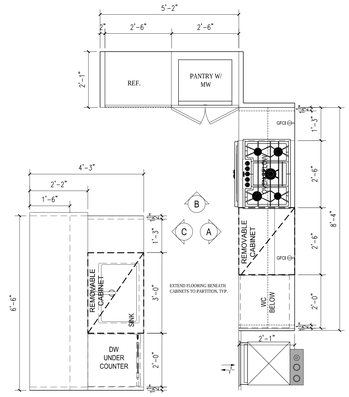

FLOOR	APARTMENT(S)	REMARKS (CHECK PLANS FOR ORIENTATION)	PLAN
40TH	A	APPLIANCE PACKAGE Y'	A-140.00
42ND	A		A-142.00
44TH	A		A-144.00
46TH & 48TH	A		A-146.00
50TH	A		A-150.00

3 PLAN TYPE Y' 5

ClaraGomez
APPROVED
Under Directive 1 of 1975
Date: 11/06/2017
NYC Development Hub

NOTES:

REFERENCE FOR DIMENSIONS ONLY. FOR ALL DETAIL AND FINISH INFORMATION, REFER TO ID DRAWINGS

ALL DIMENSIONS FROM FINISH FLOOR TYP.

REFER TO A-014 & A-015 FOR APPLIANCE AND FIXTURE SCHEDULES.

ALL COUNTERTOP AND SIDESPLASH STONE THICKNESS TO BE 1¼". ALL BACKSPLASH STONE THICKNESS TO BE ¾". REFER TO INTERIOR DWGS FOR DETAILS AND FURTHER INFORMATION.

8	10/30/2017	ISSUED TO DOB
7	06/14/2017	ISSUED FOR CONSTRUCTION
6	03/31/2017	95% CD SUBMISSION
5	01/20/2017	80% CD SUBMISSION
4	01/06/2017	DOB RE-SUBMISSION
3	11/11/2016	CORE & SHELL BUY SET
2	07/06/2016	ISSUED TO DOB
1	06/20/2016	100% DD SUBMISSION
Number:	Date:	Revision:

Project:
130 WILLIAM STREET
130 WILLIAM STREET
NEW YORK, NY 10038

Client:
THE LIGHTSTONE GROUP
130 WILLIAM STREET PROPERTY OWNER LLC
460 PARK AVE, 13TH FLOOR
NEW YORK, NY 10022
(212) 616-9971

Architect:
HILL | WEST ARCHITECTS
11 BROADWAY
17TH FLOOR
NEW YORK, NY 10004
T. 212 213 8007

Creative Director
Adjaye Associates
415 Broadway, 3rd Fl.
New York, NY 10013
(212) 965-8477

Building Structures:
McNamara Salvia
62 West 45th Street, 11th Fl.
New York, NY 10036
(212) 246-9800

MEP Engineer:
Ventrop ECG, LLC
365 W 34th Street, 3rd Fl.
New York, NY 10001
(212) 244-5060

Exterior Facade Consultant:
Gilsanz Murray Steficek, LLP
129 West 27th Street, 5th Fl.
New York, NY 10001
(212) 254-0030

Landscape Architect:
Weintraub Diaz, LLC
19 New Street
Nyack, NY 10960
(845) 353-2500

Civil Engineer & Acoustic Consultant:
AKRF Engineering PC
440 Park Avenue South, 7th Fl.
New York, NY 10016
(646) 388-9829

IT & Security Consultant:
Anj Communications
133 Sunny Ridge Road
Harrison, New York 10528
(914) 967-1967

Pool Consultant:
Integrated Aquatics Engineering, Inc.
75 Shewell Ave
Doylestown, PA 18901
(215) 230-8623

Elevator Consultant:
Jenkins and Huntington
1251 Avenue of the Americas
New York, NY 10020
(212)-696-1818

DOB STAMPS & SIGNATURES:

DWG TITLE:
KITCHEN PLANS
& ELEVATIONS

NB#121192903

SEAL & SIGNATURE:
REGISTERED ARCHITECT DAVID CHARLES WEST 029903 STATE OF NEW YORK

DATE: 10/30/2017
PROJECT #: 14A26
SCALE: 1/2" = 1'-0"
A-655.00
DWG NO.

J:\14A26 130 William Street\4-1_Drawing Set\11-0_Submissions

DEPT OF BLDGS 421300925 Job Number
E557799750 Scan Code

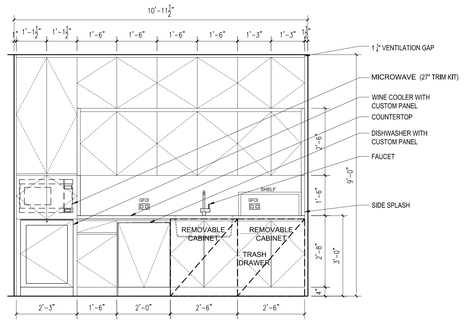

1 ELEVATION A
ALL NOTES, DIMENSION, & INFORMATION TYPICAL FOR ALL KITCHENS, U.O.N.

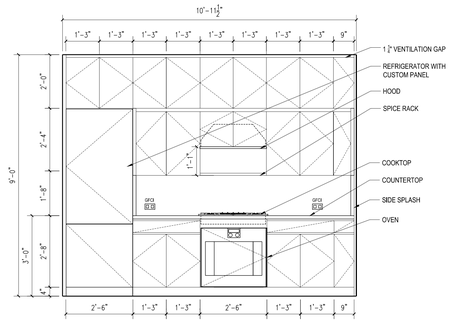

1 ELEVATION B
ALL NOTES, DIMENSION, & INFORMATION TYPICAL FOR ALL KITCHENS, U.O.N.

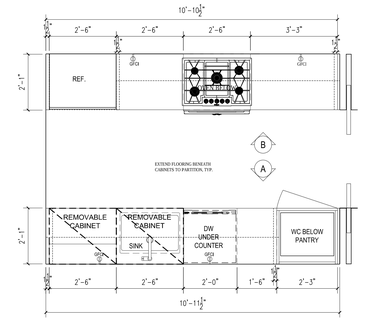

FLOOR	APARTMENT(S)	REMARKS (CHECK PLANS FOR ORIENTATION)	PLAN
16TH-17TH	B	APPLIANCE PACKAGE Y'	A-116.00
18TH	B		A-118.00
19TH-25TH	B		A-119.00

1 PLAN TYPE Y' 6
ALL NOTES, DIMENSION, & INFORMATION TYPICAL FOR ALL KITCHENS, U.O.N.

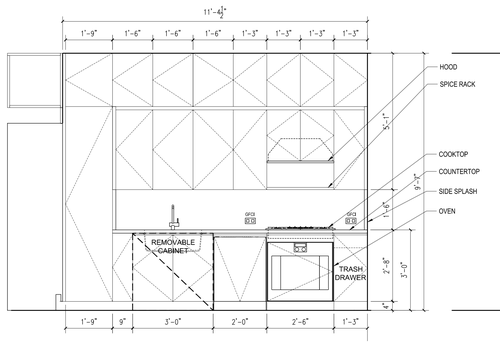

2 ELEVATION A (51ST-55TH FLOOR)

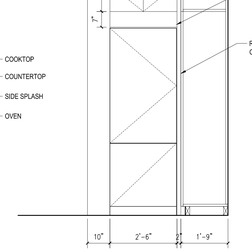

2 ELEVATION B

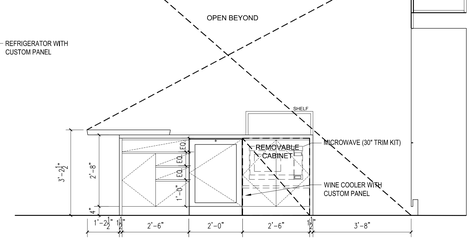

2 ELEVATION C (51ST-55TH FLOOR)

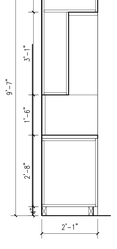

2 ELEVATION D (51ST-55TH FLOOR)

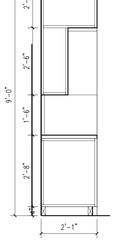

2 ELEVATION D (56TH FLOOR)

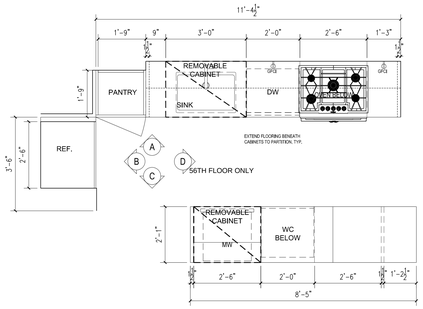

FLOOR	APARTMENT(S)	REMARKS (CHECK PLANS FOR ORIENTATION)	PLAN
51ST-56TH	A	APPLIANCE PACKAGE Y | SINK 440147 | 9'-0" HEIGHT @ 56TH FLOOR (SEE ELEVATION D)	A-151.00

2 PLAN TYPE Y'7

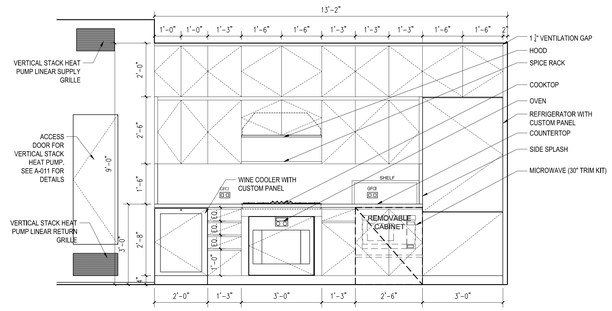

3 ELEVATION A

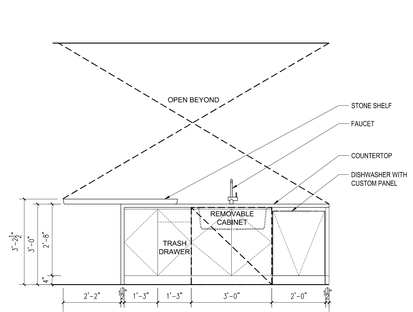

3 ELEVATION B

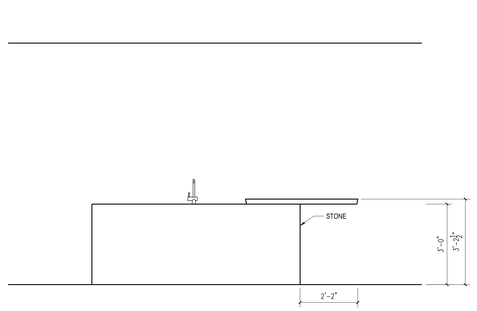

3 ELEVATION C

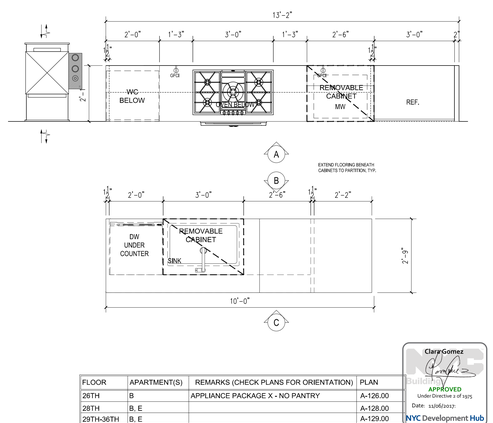

FLOOR	APARTMENT(S)	REMARKS (CHECK PLANS FOR ORIENTATION)	PLAN
26TH	B	APPLIANCE PACKAGE X - NO PANTRY	A-126.00
28TH	B, E		A-128.00
29TH-36TH	B, E		A-129.00
37TH	B		A-137.00
38TH	B		A-138.00

3 PLAN TYPE X1

ClairGomez
NYS Licensed Architect
APPROVED
Under Directive 2 of 1975
Date 11/06/2017
NYC Development Hub

NOTES:

REFERENCE FOR DIMENSIONS ONLY. FOR ALL DETAIL AND FINISH INFORMATION, REFER TO ID DRAWINGS

ALL DIMENSIONS FROM FINISH FLOOR TYP.

REFER TO A-014 & A-015 FOR APPLIANCE AND FIXTURE SCHEDULES.

ALL COUNTERTOP AND SIDESPLASH STONE THICKNESS TO BE 1¼". ALL BACKSPLASH STONE THICKNESS TO BE ¾". REFER TO INTERIOR DWGS FOR DETAILS AND FURTHER INFORMATION.

8	10/30/2017	ISSUED TO DOB
7	06/14/2017	ISSUED FOR CONSTRUCTION
6	03/31/2017	95% CD SUBMISSION
5	01/20/2017	80% CD SUBMISSION
4	01/06/2017	DOB RE-SUBMISSION
3	11/11/2016	CORE & SHELL BUY SET
2	07/06/2016	ISSUED TO DOB
1	06/20/2016	100% DD SUBMISSION
Number:	Date:	Revision:

Project:
130 WILLIAM STREET
130 WILLIAM STREET
NEW YORK, NY 10038

Client:
THE LIGHTSTONE GROUP
130 WILLIAM STREET PROPERTY OWNER LLC
460 PARK AVE, 13TH FLOOR
NEW YORK, NY 10022
(212) 616-9971

Architect:
HILL | WEST ARCHITECTS
11 BROADWAY
17TH FLOOR
NEW YORK, NY 10004
T. 212 213 8007

Creative Director
Adjaye Associates
415 Broadway, 3rd Fl.
New York, NY 10013
(212) 965-8477

Building Structures:
McNamara Salvia
62 West 45th Street, 11th Fl.
New York, NY 10036
(212) 246-9800

MEP Engineer:
Ventrop ECG, LLC
365 W 34th Street, 3rd Fl.
New York, NY 10001
(212) 244-5060

Exterior Facade Consultant:
Gilsanz Murray Steficek, LLP
129 West 27th Street, 5th Fl.
New York, NY 10001
(212) 254-0030

Landscape Architect:
Weintraub Diaz, LLC
19 New Street
Nyack, NY 10960
(845) 353-2500

Civil Engineer & Acoustic Consultant:
AKRF Engineering PC
440 Park Avenue South, 7th Fl.
New York, NY 10016
(646) 388-9829

IT & Security Consultant:
Anj Communications
133 Sunny Ridge Road
Harrison, New York 10528
(914) 967-1967

Pool Consultant:
Integrated Aquatics Engineering, Inc.
75 Shewell Ave
Doylestown, PA 18901
(215) 230-8623

Elevator Consultant:
Jenkins and Huntington
1251 Avenue of the Americas
New York, NY 10020
(212)-696-1818

DOB STAMPS & SIGNATURES:

DWG TITLE:
KITCHEN PLANS
& ELEVATIONS
NB#121192903

SEAL & SIGNATURE:
REGISTERED ARCHITECT CHARLES WEST 026861 STATE OF NEW YORK

DATE: 10/30/2017
PROJECT #: 14A26
SCALE: 1/2" = 1'-0"
DWG NO. A-656.00

J:\14A26 130 William Street\01 Drawing Sets\130_Submission

DEPT OF BLDGS 121192903 Job Number
E349739975X Scan Code

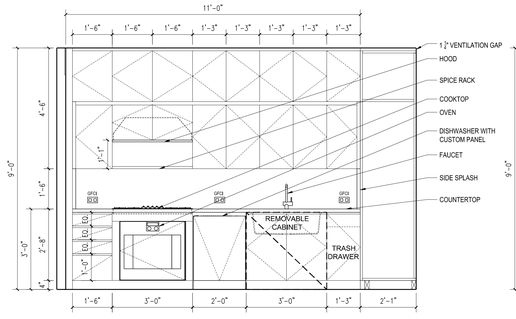

1 ELEVATION A
ALL NOTES, DIMENSION, & INFORMATION TYPICAL FOR ALL KITCHENS, U.O.N.

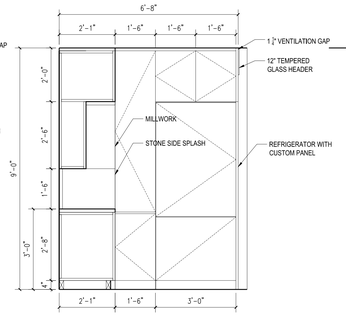

1 ELEVATION B
ALL NOTES, DIMENSION, & INFORMATION TYPICAL FOR ALL KITCHENS, U.O.N.

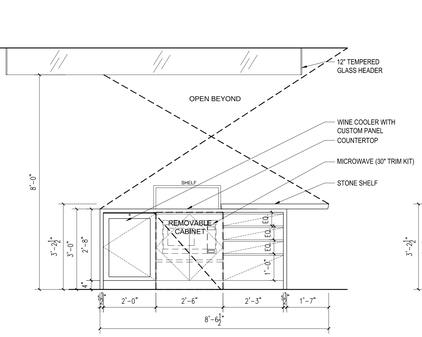

1 ELEVATION C
ALL NOTES, DIMENSION, & INFORMATION TYPICAL FOR ALL KITCHENS, U.O.N.

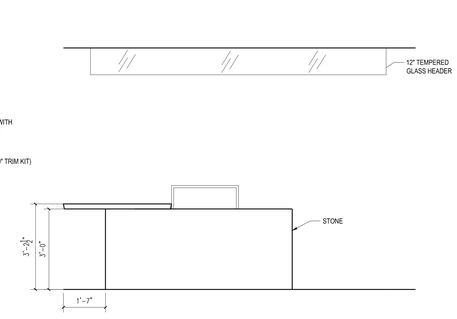

1 ELEVATION D
ALL NOTES, DIMENSION, & INFORMATION TYPICAL FOR ALL KITCHENS, U.O.N.

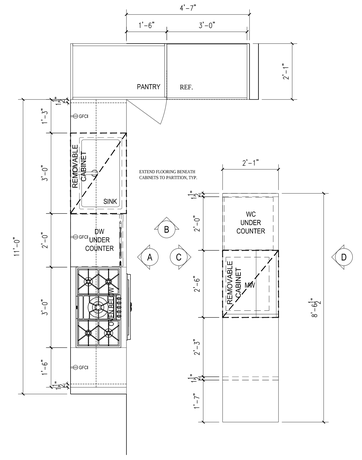

FLOOR	APARTMENT(S)	REMARKS (CHECK PLANS FOR ORIENTATION)	PLAN
37TH	E	APPLIANCE PACKAGE X	A-137.00
38TH	E		A-138.00
39TH	C		A-139.00
40TH	D		A-140.00
41ST	D		A-141.00
42ND	D		A-142.00
43RD	D		A-143.00
44TH	D		A-144.00
45, 47, 49	D		A-145.00
46TH & 48TH	D		A-146.00
50TH	D		A-150.00

1 PLAN TYPE X2
ALL NOTES, DIMENSION, & INFORMATION TYPICAL FOR ALL KITCHENS, U.O.N.

2 ELEVATION A

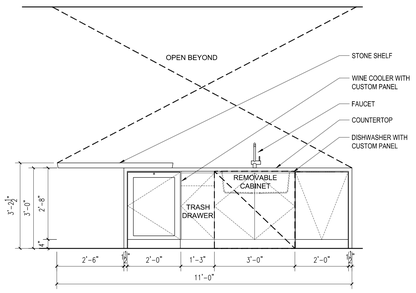

2 ELEVATION B

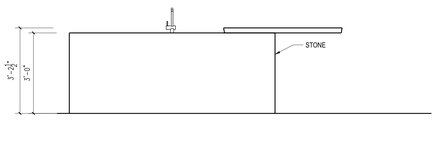

2 ELEVATION C

FLOOR	APARTMENT(S)	REMARKS (CHECK PLANS FOR ORIENTATION)	PLAN
39TH	A	APPLIANCE PACKAGE W - 24" BOSCH W/D -- SEE DWG A-014	A-139.00
41ST	A	24" BOSCH W/D -- SEE DWG A-014	A-141.00
43RD	A	24" BOSCH W/D -- SEE DWG A-014	A-143.00
45, 47, 49	A	24" BOSCH W/D -- SEE DWG A-014	A-145.00

2 PLAN TYPE W1

3 ELEVATION A

3 ELEVATION B

3 ELEVATION C

FLOOR	APARTMENT(S)	REMARKS (CHECK PLANS FOR ORIENTATION)	PLAN
51ST-56TH	C	APPL. PACKAGE W - 27" WHIRLPOOL W/D, VENTED HOOD & DRYER	A-151.00
57TH-59TH	B	27" WHIRLPOOL W/D, VENTED HOOD & DRYER	A-157.00

3 PLAN TYPE W1a

NOTES:

REFERENCE FOR DIMENSIONS ONLY. FOR ALL DETAIL AND FINISH INFORMATION, REFER TO ID DRAWINGS

ALL DIMENSIONS FROM FINISH FLOOR TYP.

REFER TO A-014 & A-015 FOR APPLIANCE AND FIXTURE SCHEDULES.

ALL COUNTERTOP AND SIDESPLASH STONE THICKNESS TO BE 1¼". ALL BACKSPLASH STONE THICKNESS TO BE ¾". REFER TO INTERIOR DWGS FOR DETAILS AND FURTHER INFORMATION.

7	10/30/2017	ISSUED TO DOB
6	06/14/2017	ISSUED FOR CONSTRUCTION
5	03/31/2017	95% CD SUBMISSION
4	01/20/2017	80% CD SUBMISSION
3	11/11/2016	CORE & SHELL BUY SET
2	07/06/2016	ISSUED TO DOB
1	06/20/2016	100% DD SUBMISSION
Number:	Date:	Revision:

Project:
130 WILLIAM STREET
130 WILLIAM STREET
NEW YORK, NY 10038

Client:
THE LIGHTSTONE GROUP
130 WILLIAM STREET PROPERTY OWNER LLC
460 PARK AVE, 13TH FLOOR
NEW YORK, NY 10022
(212) 616-9971

Architect:
HILL | WEST ARCHITECTS
11 BROADWAY
17TH FLOOR
NEW YORK, NY 10004
T. 212 213 8007

Creative Director
Adjaye Associates
415 Broadway, 3rd Fl.
New York, NY 10013
(212) 965-8477

Building Structures:
McNamara Salvia
62 West 45th Street, 11th Fl.
New York, NY 10036
(212) 246-9800

MEP Engineer:
Ventrop ECG, LLC
365 W 34th Street, 3rd Fl.
New York, NY 10001
(212) 244-5060

Exterior Facade Consultant:
Gilsanz Murray Steficek, LLP
129 West 27th Street, 5th Fl.
New York, NY 10001
(212) 254-0030

Landscape Architect:
Weintraub Diaz, LLC
19 New Street
Nyack, NY 10960
(845) 353-2500

Civil Engineer & Acoustic Consultant:
AKRF Engineering PC
440 Park Avenue South, 7th Fl.
New York, NY 10016
(646) 388-9829

IT & Security Consultant:
Anj Communications
133 Sunny Ridge Road
Harrison, New York 10528
(914) 967-1967

Pool Consultant:
Integrated Aquatics Engineering, Inc.
75 Shewell Ave
Doylestown, PA 18901
(215) 230-8623

Elevator Consultant:
Jenkins and Huntington
1251 Avenue of the Americas
New York, NY 10020
(212)-696-1818

DOB STAMPS & SIGNATURES:

DWG TITLE:
KITCHEN PLANS
& ELEVATIONS

NB#121192903

SEAL & SIGNATURE:
REGISTERED ARCHITECT DAVID CHARLES WEST 029853 STATE OF NEW YORK

DATE: 10/30/2017
PROJECT #: 14426
SCALE: 1/2" = 1'-0"
A-657.00
DWG NO.

J:\14426 130 William Street\A-1_Drawing Set\17_Submissions

DEPT OF BLDGS 421320925 Job Number
B.S2.B6A1.1005 Scan Code

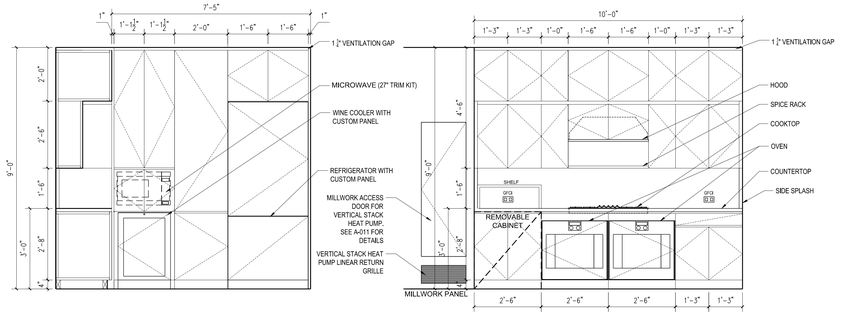

1 ELEVATION A
ALL NOTES, DIMENSION, & INFORMATION TYPICAL FOR ALL KITCHENS, U.O.N.

1 ELEVATION B
ALL NOTES, DIMENSION, & INFORMATION TYPICAL FOR ALL KITCHENS, U.O.N.

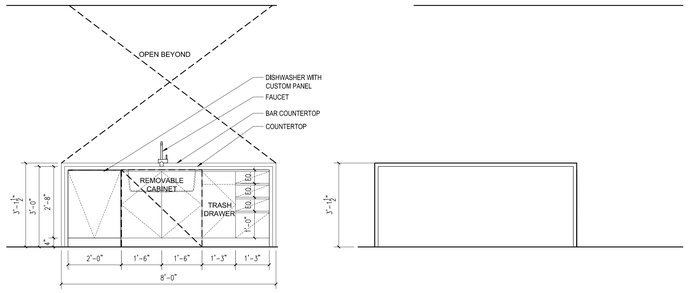

1 ELEVATION C
ALL NOTES, DIMENSION, & INFORMATION TYPICAL FOR ALL KITCHENS, U.O.N.

1 ELEVATION D
ALL NOTES, DIMENSION, & INFORMATION TYPICAL FOR ALL KITCHENS, U.O.N.

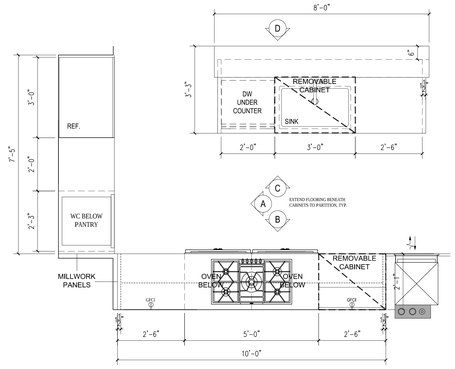

FLOOR	APARTMENT(S)	REMARKS (CHECK PLANS FOR ORIENTATION)	PLAN
44TH	C	APPLIANCE PACKAGE W - 24" BOSCH W/D SEE DWG A-014	A-144.00
46TH & 48TH	C	24" BOSCH W/D – SEE DWG A-014	A-146.00

1 PLAN TYPE W2
ALL NOTES, DIMENSION, & INFORMATION TYPICAL FOR ALL KITCHENS, U.O.N.

2 ELEVATION A

2 ELEVATION B

2 ELEVATION C

FLOOR	APARTMENT(S)	REMARKS (CHECK PLANS FOR ORIENTATION)	PLAN
51ST-56TH	B	APPL. PACKAGE W - 24" GE W/D, VENTED HOOD & DRYER – SEE DWG A-014	A-151.00

2 PLAN TYPE W3

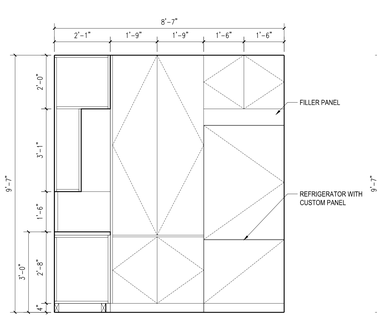

3 ELEVATION A

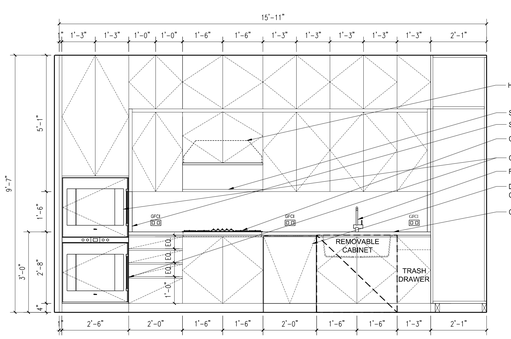

3 ELEVATION B

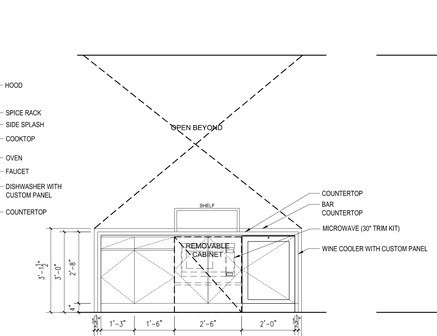

3 ELEVATION C

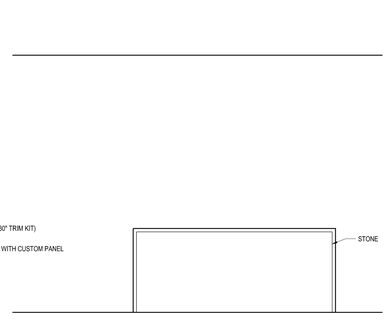

3 ELEVATION D

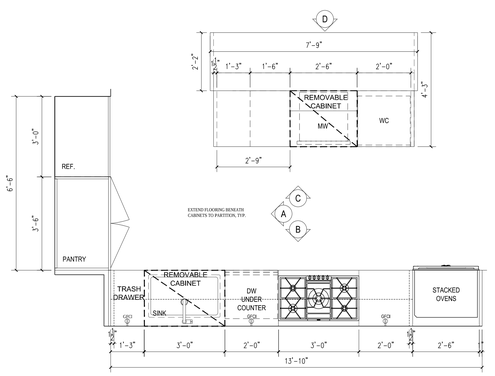

FLOOR	APARTMENT(S)	REMARKS (CHECK PLANS FOR ORIENTATION)	PLAN
57TH-59TH	A	APPL. PACKAGE W - 27" WHIRLPOOL W/D, VENTED HOOD & DRYER – SEE DWG A-014	A-157.00

3 PLAN TYPE W4

Clare Gomez
APPROVED
Under Directive 1 of 1975
Date: 11/06/2017
NYC Development Hub

NOTES:

REFERENCE FOR DIMENSIONS ONLY. FOR ALL DETAIL AND FINISH INFORMATION, REFER TO ID DRAWINGS

ALL DIMENSIONS FROM FINISH FLOOR TYP.

REFER TO A-014 & A-015 FOR APPLIANCE AND FIXTURE SCHEDULES.

ALL COUNTERTOP AND SIDESPLASH STONE THICKNESS TO BE $1\frac{1}{4}$". ALL BACKSPLASH STONE THICKNESS TO BE $\frac{3}{4}$". REFER TO INTERIOR DWGS FOR DETAILS AND FURTHER INFORMATION.

Number:	Date:	Revision:
6	10/30/2017	ISSUED TO DOB
5	06/14/2017	ISSUED FOR CONSTRUCTION
4	03/31/2017	95% CD SUBMISSION
3	11/11/2016	CORE & SHELL BUY SET
2	07/06/2016	ISSUED TO DOB
1	06/20/2016	100% DD SUBMISSION

Project:
130 WILLIAM STREET
130 WILLIAM STREET
NEW YORK, NY 10038

Client:
THE LIGHTSTONE GROUP
130 WILLIAM STREET PROPERTY OWNER LLC
460 PARK AVE, 13TH FLOOR
NEW YORK, NY 10022
(212) 616-9971

Architect:
HILL | WEST ARCHITECTS
11 BROADWAY
17TH FLOOR
NEW YORK, NY 10004
T. 212 213 8007

Creative Director
Adjaye Associates
415 Broadway, 3rd Fl.
New York, NY 10013
(212) 965-8477

Building Structures:
McNamara Salvia
62 West 45th Street, 11th Fl.
New York, NY 10036
(212) 246-9800

MEP Engineer:
Ventrop ECG, LLC
365 W 34th Street, 3rd Fl.
New York, NY 10001
(212) 244-5060

Exterior Facade Consultant:
Gilsanz Murray Steficek, LLP
129 West 27th Street, 5th Fl.
New York, NY 10001
(212) 254-0030

Landscape Architect:
Weintraub Diaz, LLC
19 New Street
Nyack, NY 10960
(845) 353-2500

Civil Engineer & Acoustic Consultant:
AKRF Engineering PC
440 Park Avenue South, 7th Fl.
New York, NY 10016
(646) 388-9829

IT & Security Consultant:
Anj Communications
133 Sunny Ridge Road
Harrison, New York 10528
(914) 967-1967

Pool Consultant:
Integrated Aquatics Engineering, Inc.
75 Shewell Ave
Doylestown, PA 18901
(215) 230-8623

Elevator Consultant:
Jenkins and Huntington
1251 Avenue of the Americas
New York, NY 10020
(212)-696-1818

DOB STAMPS & SIGNATURES:

DWG TITLE:
KITCHEN PLANS
& ELEVATIONS

NB#121192903

SEAL & SIGNATURE:
REGISTERED ARCHITECT DAVID CHARLES WEST 029851 STATE OF NEW YORK

DATE: 10/30/2017
PROJECT #: 14A26
SCALE: 1/2" = 1'-0"
A-658.00
DWG NO.

J:\14A26 130 William Street\01_Drawing Set\10_Submission

DEPT OF BLDGS 121192903 Job Number
E525799M035 Scan Code

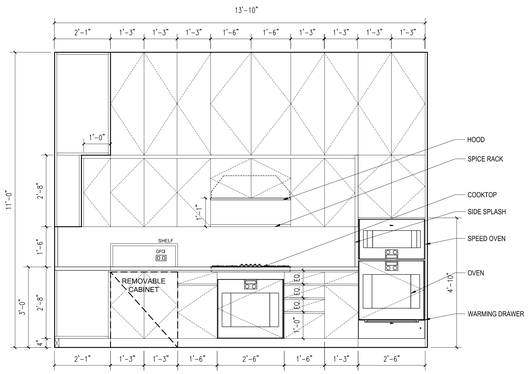

1 ELEVATION A
ALL NOTES, DIMENSION, & INFORMATION TYPICAL FOR ALL KITCHENS, U.O.N.

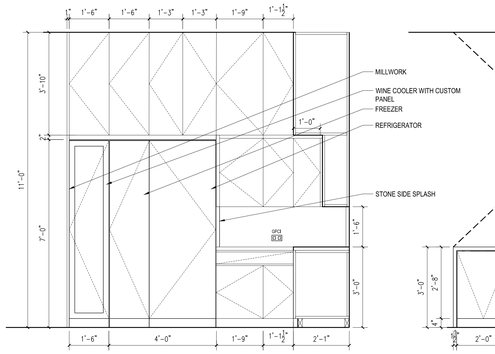

1 ELEVATION B
ALL NOTES, DIMENSION, & INFORMATION TYPICAL FOR ALL KITCHENS, U.O.N.

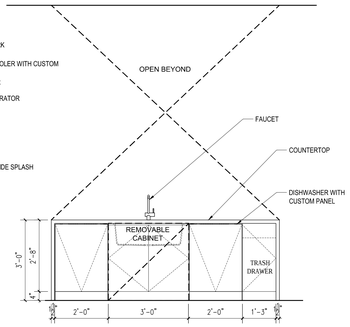

1 ELEVATION C
ALL NOTES, DIMENSION, & INFORMATION TYPICAL FOR ALL KITCHENS, U.O.N.

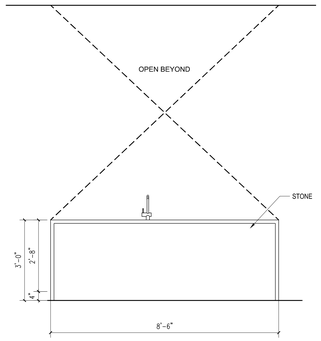

1 ELEVATION D
ALL NOTES, DIMENSION, & INFORMATION TYPICAL FOR ALL KITCHENS, U.O.N.

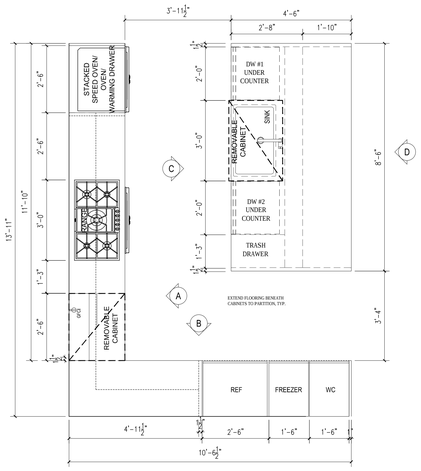

FLOOR	APARTMENT(S)	REMARKS (CHECK PLANS FOR ORIENTATION)	PLAN
60TH	PH	APPLIANCE PACKAGE WW - PH FINISHES	A-160.00

1 PLAN TYPE WW1
ALL NOTES, DIMENSION, & INFORMATION TYPICAL FOR ALL KITCHENS, U.O.N.

2 ELEVATION A

FLOOR	APARTMENT(S)	REMARKS (CHECK PLANS FOR ORIENTATION)	PLAN
60TH	PH	APPLIANCE PACKAGE WW - PH FINISHES	A-160.00

2 PLAN TYPE V1

Clara Gomez
APPROVED
Under Directive 1 of 1975
Date: 11/06/2017
NYC Development Hub

NOTES:

REFERENCE FOR DIMENSIONS ONLY. FOR ALL DETAIL AND FINISH INFORMATION, REFER TO ID DRAWINGS

ALL DIMENSIONS FROM FINISH FLOOR TYP.

REFER TO A-014 & A-015 FOR APPLIANCE AND FIXTURE SCHEDULES.

ALL COUNTERTOP AND SIDESPLASH STONE THICKNESS TO BE 1¼". ALL BACKSPLASH STONE THICKNESS TO BE ¾". REFER TO INTERIOR DWGS FOR DETAILS AND FURTHER INFORMATION.

Number:	Date:	Revision:
2	10/30/2017	ISSUED TO DOB
1	06/14/2017	ISSUED FOR CONSTRUCTION

Project:
130 WILLIAM STREET
130 WILLIAM STREET
NEW YORK, NY 10038

Client:
THE LIGHTSTONE GROUP
130 WILLIAM STREET PROPERTY OWNER LLC
460 PARK AVE, 13TH FLOOR
NEW YORK, NY 10022
(212) 616-9971

Architect:
HILL | WEST ARCHITECTS
11 BROADWAY
17TH FLOOR
NEW YORK, NY 10004
T. 212 213 8007

Creative Director
Adjaye Associates
415 Broadway, 3rd Fl.
New York, NY 10013
(212) 965-8477

Building Structures:
McNamara Salvia
62 West 45th Street, 11th Fl.
New York, NY 10036
(212) 246-9800

MEP Engineer:
Ventrop ECG, LLC
365 W 34th Street, 3rd Fl.
New York, NY 10001
(212) 244-5060

Exterior Facade Consultant:
Gilsanz Murray Steficek, LLP
129 West 27th Street, 5th Fl.
New York, NY 10001
(212) 254-0030

Landscape Architect:
Weintraub Diaz, LLC
19 New Street
Nyack, NY 10960
(845) 353-2500

Civil Engineer & Acoustic Consultant:
AKRF Engineering PC
440 Park Avenue South, 7th Fl.
New York, NY 10016
(646) 388-9829

IT & Security Consultant:
Anj Communications
133 Sunny Ridge Road
Harrison, New York 10528
(914) 967-1967

Pool Consultant:
Integrated Aquatics Engineering, Inc.
75 Shewell Ave
Doylestown, PA 18901
(215) 230-8623

Elevator Consultant:
Jenkins and Huntington
1251 Avenue of the Americas
New York, NY 10020
(212)-696-1818

DOB STAMPS & SIGNATURES:

DWG TITLE:
KITCHEN PLANS
& ELEVATIONS

NB#121192903

SEAL & SIGNATURE:
REGISTERED ARCHITECT
DAVID CHARLES HILL
029903
STATE OF NEW YORK

DATE: 10/30/2017
PROJECT #: 14A26
SCALE: 1/2" = 1'-0"
DWG NO. A-659.00

J:\14A26 130 William Street\Arch_Drawing Sets\17_Submissions

DEPT OF BLDGS 121192903 Job Number
ES1207584665 Scan Code

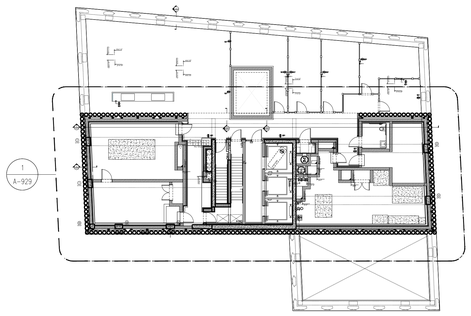

PERIMETER PLAN - ROOF LEVEL
SCALE: 1/16" = 1'-0"

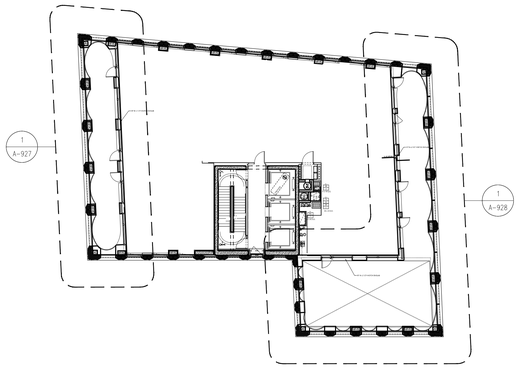

PERIMETER PLAN - L60
SCALE: 1/16" = 1'-0"

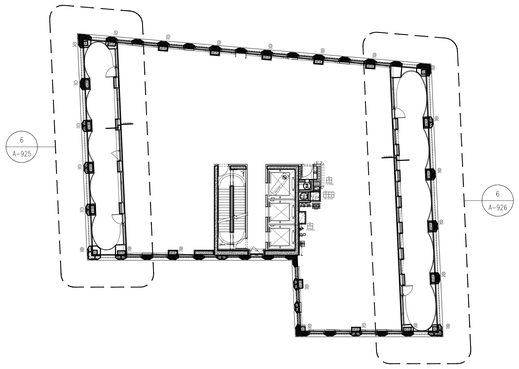

PERIMETER PLAN - L57-59
SCALE: 1/16" = 1'-0"

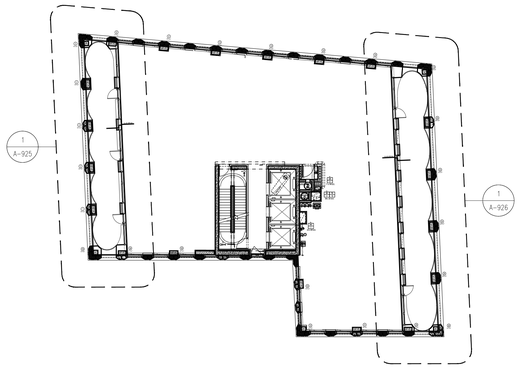

PERIMETER PLAN - L51-56
SCALE: 1/16" = 1'-0"

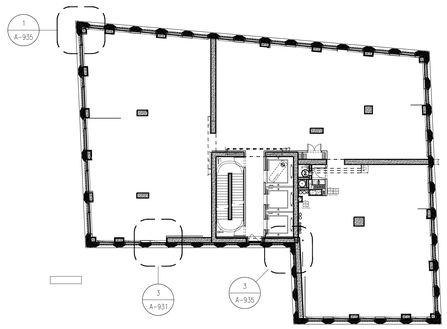

PERIMETER PLAN - L28-50 (SIMILAR)
SCALE: 1/16" = 1'-0"

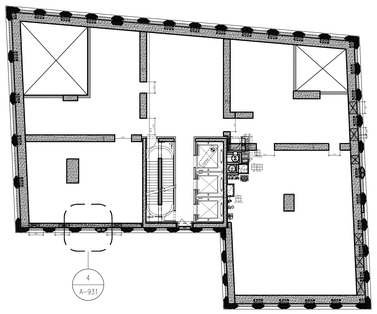

PERIMETER PLAN - L27 (MECHANICAL)
SCALE: 1/16" = 1'-0"

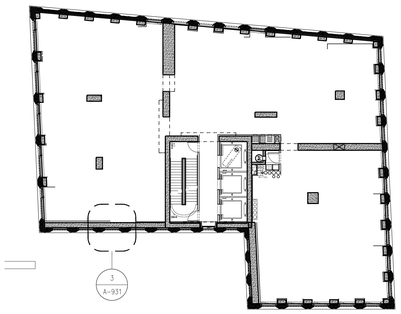

PERIMETER PLAN - L11-26((SIMILAR
SCALE: 1/16" = 1'-0"

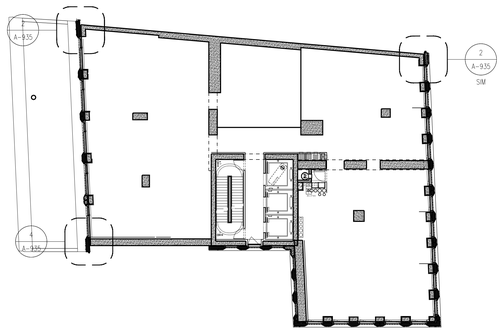

PERIMETER PLAN - L5-10 (SIMILAR)
SCALE: 1/16" = 1'-0"

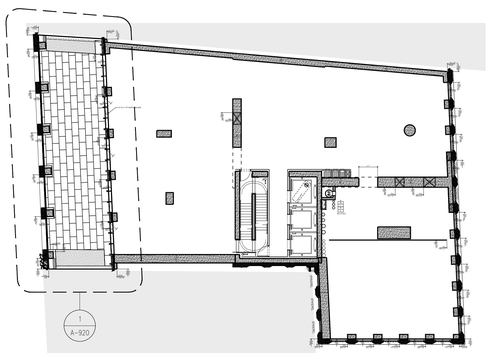

PERIMETER PLAN - L4
SCALE: 1/16" = 1'-0"

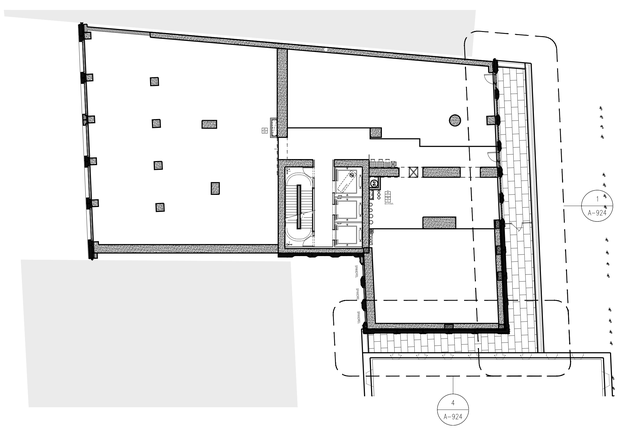

PERIMETER PLAN - L3
SCALE: 1/16" = 1'-0"

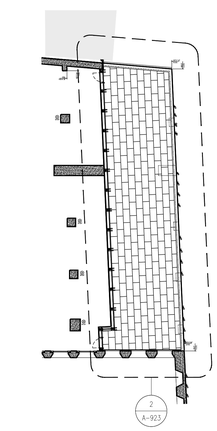

PERIMETER PLAN - L2 (PARTIAL)
SCALE: 1/16" = 1'-0"

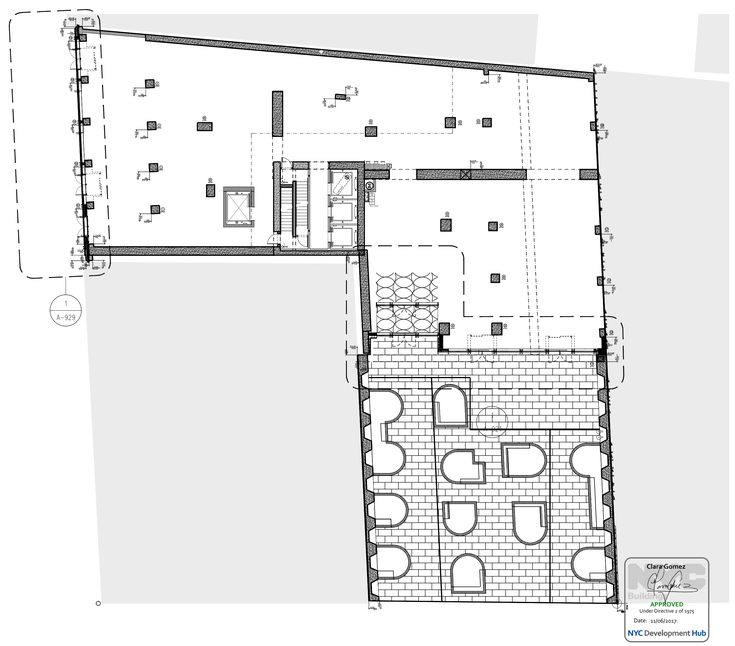

PERIMETER PLAN - GROUND LEVEL
SCALE: 1/16" = 1'-0"

NOTES:

Number:	Date:	Revision:
6	10/30/2017	ISSUED TO DOB
5	06/14/2017	ISSUED FOR CONSTRUCTION
4	03/31/2017	95% CD SUBMISSION
3	01/20/2017	80% CD SUBMISSION
2	01/06/2017	DOB RE-SUBMISSION
1	11/11/2016	CORE & SHELL BUY SET

Project:
130 WILLIAM STREET
130 WILLIAM STREET
NEW YORK, NY 10038

Client:
THE LIGHTSTONE GROUP
130 WILLIAM STREET PROPERTY OWNER LLC
460 PARK AVE, 13TH FLOOR
NEW YORK, NY 10022
(212) 616-9971

Architect:
HILL | WEST ARCHITECTS
11 BROADWAY
17TH FLOOR
NEW YORK, NY 10004
T. 212 213 8007

Creative Director
Adjaye Associates
415 Broadway, 3rd Fl.
New York, NY 10013
(212) 965-8477

Building Structures:
McNamara Salvia
62 West 45th Street, 11th Fl.
New York, NY 10036
(212) 246-5800

MEP Engineer:
Ventrop ECG, LLC
365 W 34th Street, 3rd Fl.
New York, NY 10001
(212) 244-5060

Exterior Facade Consultant:
Gilsanz Murray Steficek, LLP
129 West 27th Street, 5th Fl.
New York, NY 10001
(212) 254-0030

Landscape Architect:
Weintraub Diaz, LLC
19 New Street
Nyack, NY 10960
(845) 353-2500

Civil Engineer & Acoustic Consultant:
AKRF Engineering PC
440 Park Avenue South, 7th Fl.
New York, NY 10016
(646) 388-9829

IT & Security Consultant:
Anj Communications
133 Sunny Ridge Road
Harrison, New York 10528
(914) 967-1967

Pool Consultant:
Integrated Aquatics Engineering, Inc.
75 Shewell Ave
Doylestown, PA 18901
(215) 230-8623

Elevator Consultant:
Jenkins and Huntington
1251 Avenue of the Americas
New York, NY 10020
(212)-696-1818

DOB STAMPS & SIGNATURES:

DWG TITLE:
PERIMETER FLOOR KEY PLANS

NB#121192903

SEAL & SIGNATURE:
REGISTERED ARCHITECT JOHN CHARLES WEST 020883 STATE OF NEW YORK

DATE: 10/30/2017
PROJECT #: 14A26
SCALE: 1/4" = 1'-0"
DWG NO. A-900.00

J:\14A26 130 William Street\Arch\1_Drawing Sets\130_Submissions

DEPT OF BLDGS 121192903 Job Number
E300354278SI Scan Code

SUPERSEDED BY A-300 & A-301

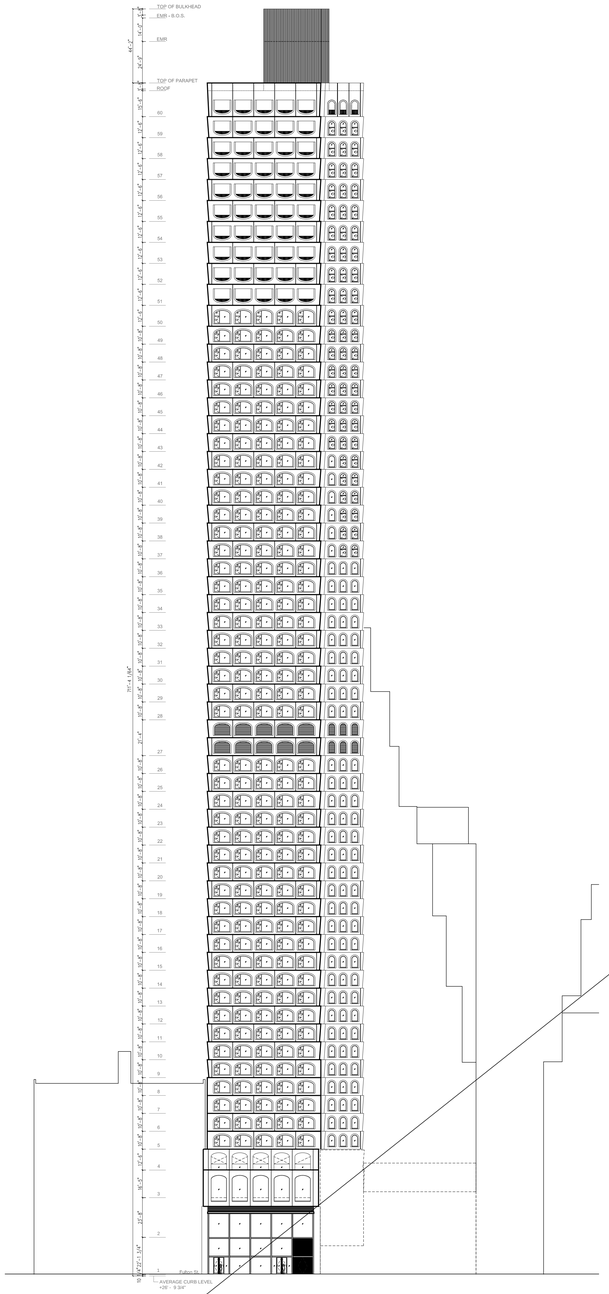

4 A-901 NORTH ELEVATION
SCALE : 1/32" = 1'-0"

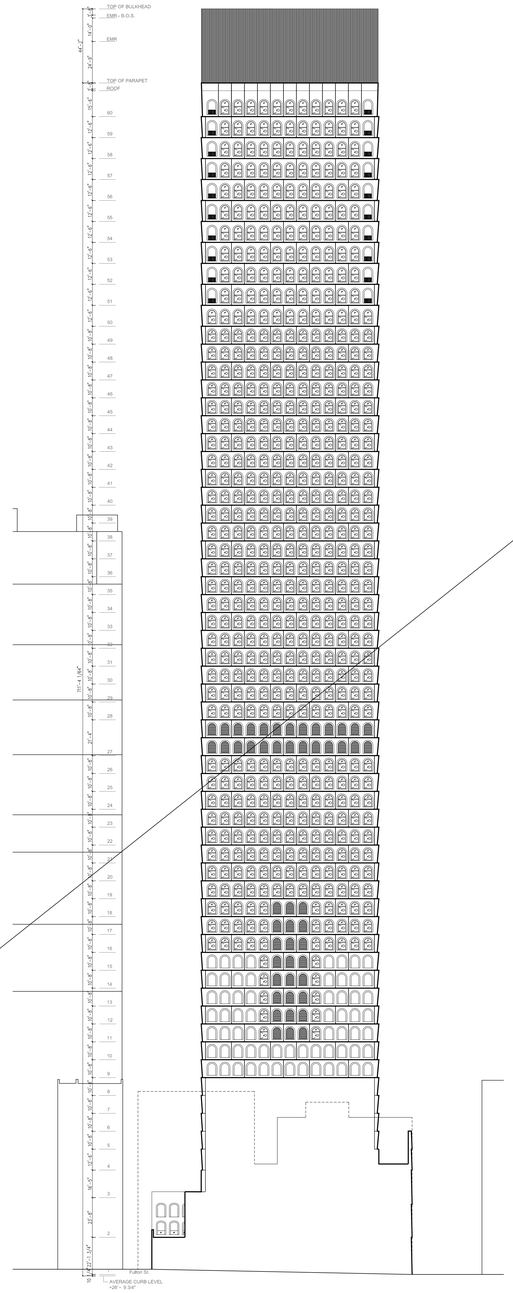

3 A-901 EAST ELEVATION
SCALE : 1/32" = 1'-0"

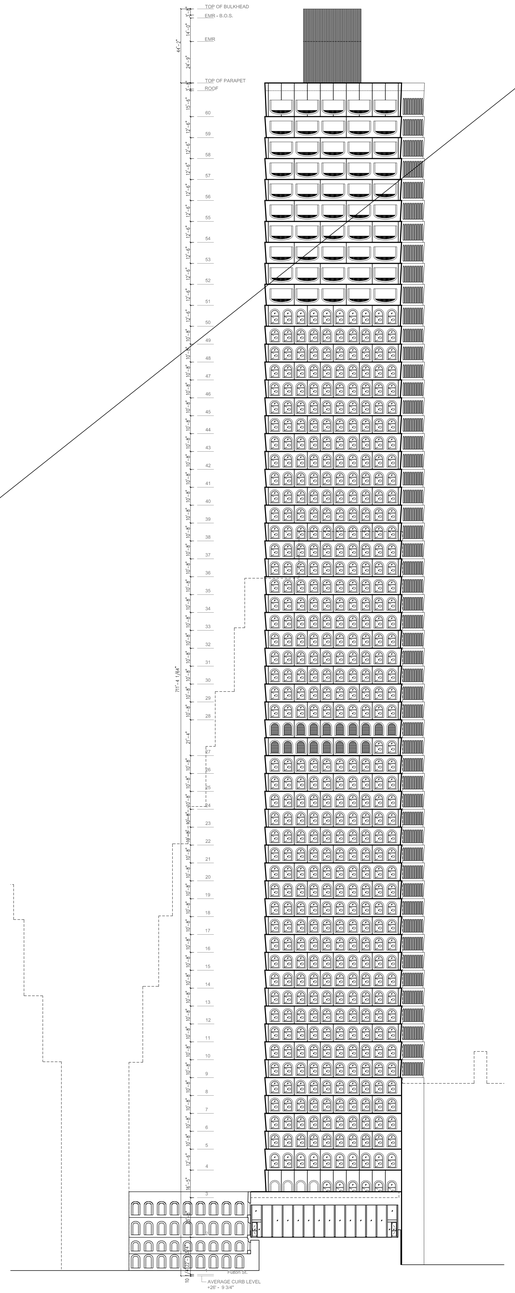

2 A-901 SOUTH ELEVATION
SCALE : 1/32" = 1'-0"

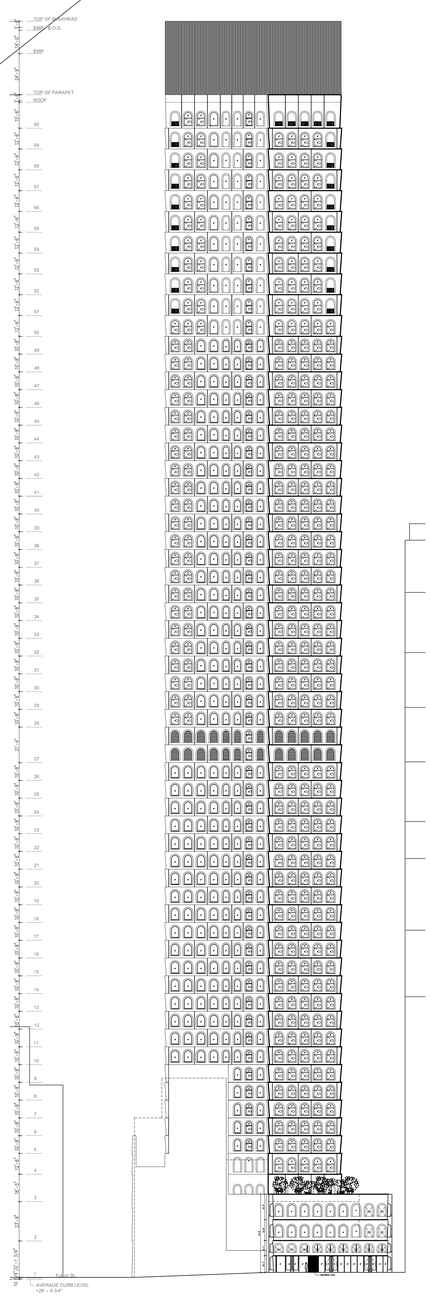

1 A-901 WEST ELEVATION
SCALE : 1/32" = 1'-0"

Clare Gomez
Building NYC
APPROVED
Under Directive 1 of 1975
Date: 11/06/2017
NYC Development Hub

NOTES:

8	10/30/2017	ISSUED TO DOB
7	06/14/2017	ISSUED FOR CONSTRUCTION
6	04/28/2017	PRE-CAST REVISIONS - # RFI 40
5	03/31/2017	95% CD SUBMISSION
4	01/20/2017	80% CD SUBMISSION
3	01/06/2017	DOB RE-SUBMISSION
2	12/16/2016	CORE & SHELL BUY SET - REVISED
1	11/11/2016	CORE & SHELL BUY SET
Number:	Date:	Revision:

Project:
130 WILLIAM STREET
130 WILLIAM STREET
NEW YORK, NY 10038

Client:
THE LIGHTSTONE GROUP
130 WILLIAM STREET PROPERTY OWNER LLC
460 PARK AVE, 13TH FLOOR
NEW YORK, NY 10022
(212) 616-9971

Architect:
HILL | WEST ARCHITECTS
11 BROADWAY
17TH FLOOR
NEW YORK, NY 10004
T. 212 213 8007

Creative Director
Adjaye Associates
415 Broadway, 3rd Fl.
New York, NY 10013
(212) 965-8477

Building Structures:
McNamara Salvia
62 West 45th Street, 11th Fl.
New York, NY 10036
(212) 246-9800

MEP Engineer:
Ventrop ECG, LLC
365 W 34th Street, 3rd Fl.
New York, NY 10001
(212) 244-5060

Exterior Facade Consultant:
Gilsanz Murray Steficek, LLP
129 West 27th Street, 5th Fl.
New York, NY 10001
(212) 254-0030

Landscape Architect:
Weintraub Diaz, LLC
19 New Street
Nyack, NY 10960
(845) 353-2500

Civil Engineer & Acoustic Consultant:
AKRF Engineering PC
440 Park Avenue South, 7th Fl.
New York, NY 10016
(646) 388-9829

IT & Security Consultant:
Anj Communications
133 Sunny Ridge Road
Harrison, New York 10528
(914) 967-1967

Pool Consultant:
Integrated Aquatics Engineering, Inc.
75 Shewell Ave
Doylestown, PA 18901
(215) 230-8623

Elevator Consultant:
Jenkins and Huntington
1251 Avenue of the Americas
New York, NY 10020
(212)-696-1818

DOB STAMPS & SIGNATURES:

DWG TITLE:
BUILDING ELEVATIONS

NB#121192903

SEAL & SIGNATURE:
REGISTERED ARCHITECT JOHN C. HARRIS JR. 026863 STATE OF NEW YORK

DATE: 10/30/2017
PROJECT #: 14A26
SCALE: AS NOTED
A-901.00
DWG NO.

C:\14A26 130 William Sheet Issue\14A26_Addendum

DEPT OF BLDGS 421320925 Job Number
B30567096665 Scan Code

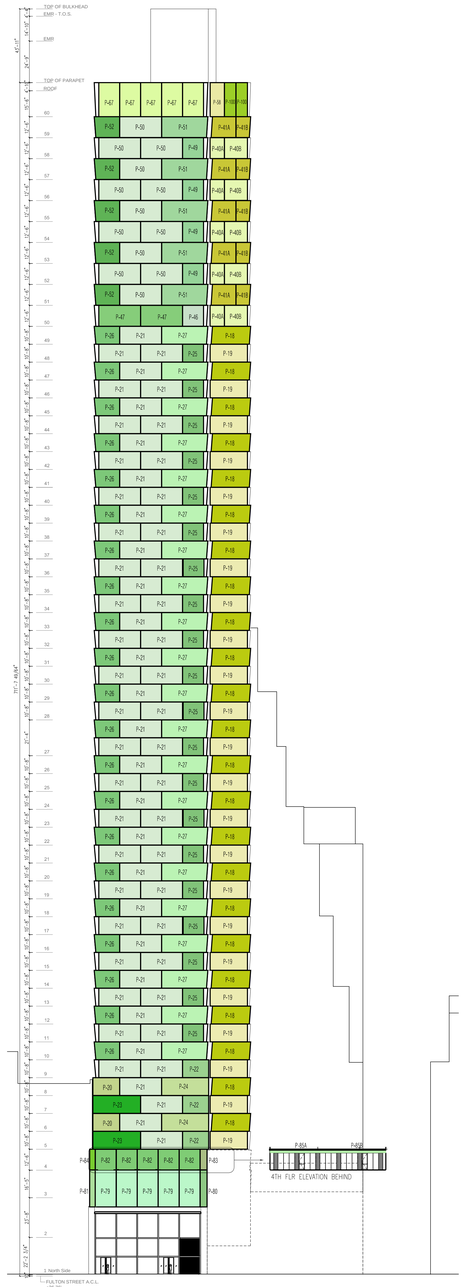



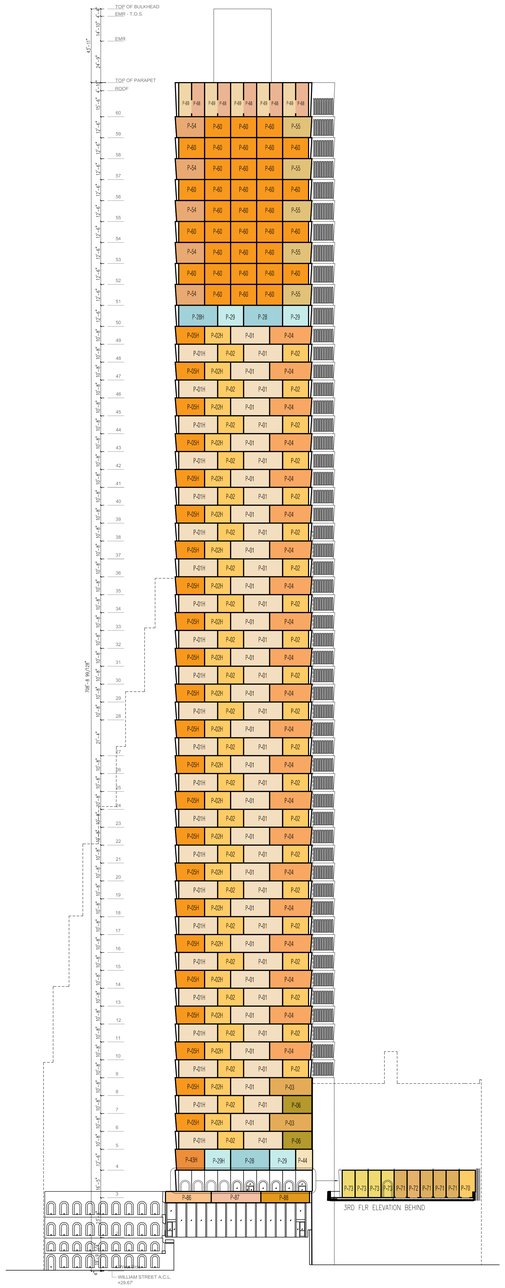



PRECAST PANEL SCHEDULE

NAME	QTY	SHEET	ELEV
P-01	157	A903.00	S, E, W
P-01H*	23	A914.00	S
P-02	148	A903.00	S, E, W
P-02H*	23	A914.00	S
P-03	2	A903.00	S
P-04	21	A903.00	S
P-05H*	23	A914.00	S
P-06	2	A903.00	S
P-07	17	A903.00	E
P-08	17	A903.00	E
P-09	23	A904.00	W
P-10	23	A904.00	W
P-11*	2	A904.00	W1
P-12*	3	A904.00	W1
P-13	20	A904.00	W1
P-14	21	A904.00	W1
P-15	20	A904.00	W1
P-16	20	A904.00	W1
P-17	21	A904.00	W1
P-18	23	A905.00	N1
P-19	23	A905.00	N1
P-20*	2	A905.00	N
P-21	67	A905.00	N
P-22*	3	A905.00	N
P-23*	2	A905.00	N
P-24*	2	A905.00	N
P-25	20	A905.00	N
P-26	21	A905.00	N
P-27	21	A906.00	N
P-28	23	A906.00	S, E, W
P-28H*	1	A914.00	S
P-29	33	A906.00	S, E, W
P-29H*	1	A914.00	S
P-30*	4	A906.00	E
P-31	4	A906.00	E
P-32	4	A906.00	W
P-33*	5	A906.00	W
P-34	5	A906.00	W1
P-35	5	A907.00	W1
P-36	5	A907.00	W1
P-37	5	A907.00	W1
P-38*	4	A907.00	W1
P-39	10	A907.00	W1
P-40A*	5	A907.00	N1
P-40B*	5	A907.00	N1
P-41A*	5	A907.00	N1
P-41B*	5	A907.00	N1
P-42*	1	A907.00	S
P-43*	NAU	A907.00	
P-43H*	1	A914.00	S
P-44*	1	A908.00	S
P-45*	1	A908.00	W
P-46	1	A908.00	N
P-47	2	A908.00	N
P-48	1	A908.00	N
P-49	4	A908.00	N
P-50	13	A908.00	N
P-51	5	A908.00	N
P-52	5	A908.00	N
P-53*	NAU	A909.00	
P-54	5	A909.00	S
P-55*	5	A909.00	S
P-56*	14	A909.00	E, W1
P-57*	3	A909.00	N1, W1
P-58*	1	A909.00	N1
P-59*	1	A909.00	W1
P-60	35	A909.00	S
P-61*	3	A910.00	W
P-62*	1	A910.00	W
P-63*	1	A910.00	W
P-64*	1	A910.00	W1
P-65*	1	A910.00	E
P-66*	1	A910.00	E
P-67*	5	A910.00	N
P-68*	5	A910.00	S
P-69*	5	A910.00	S
P-70*	1	A911.00	S
P-71*	5	A911.00	S
P-72*	1	A911.00	S
P-73*	6	A911.00	S
P-74*	1	A911.00	W
P-75*	NAU	A911.00	
P-76*	1	A911.00	W
P-77A*	1	A911.00	W1
P-77B*	1	A911.00	W1
P-78A*	1	A911.00	W1
P-78B*	1	A911.00	W1
P-79	5	A912.00	N
P-80*	1	A912.00	N
P-81*	1	A912.00	N
P-82	5	A912.00	N
P-83*	1	A912.00	N
P-84*	1	A912.00	N
P-85A*	1	A912.00	N
P-85B*	1	A912.00	N
P-86*	1	A912.00	S
P-87*	1	A912.00	S
P-88*	1	A912.00	S
P-89*	4	A913.00	E
P-90*	2	A913.00	E
P-91	23	A913.00	E
P-92	4	A913.00	E
P-93	2	A913.00	E
P-94*	NAU	A913.00	
P-95	3	A913.00	E
P-96*	3	A913.00	E
P-97*	10	A911.00	E
P-98*	1	A911.00	E
P-99	1	A913.00	E
P-100*	2	A910.00	N
P-VMU	N/A	A914.00	
TOTAL NUMBER OF PANELS			1114
TOTAL NUMBER OF UNIQUE PANEL TYPES			96
*REVISED PANEL TYPES			54

APPROVED
Under Directive 1 of 1975
Date: 11/06/2017
NYC Development Hub

5 A-902 ################
SCALE : ############

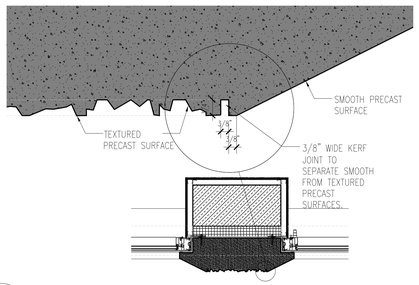

6 A-902 TYPICAL PRECAST CORNER DETAIL
SCALE : N.T.S.

4 A-902 ################
SCALE : ############

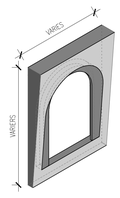

TYPICAL PANEL GEOMETRY

RENDERED SECTIONS

3 A-902 ################
SCALE : ############



FRONT OF PANEL

2 A-902 ################
SCALE : ############



BACK OF PANEL

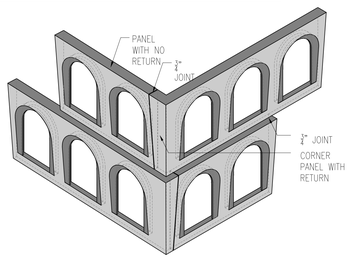

TYPICAL CORNER WITH STAGGERED BUTT JOINTS

1 A-902 TYPICAL PANEL CHARACTERISTICS
SCALE : NONE

NOTES:

COLOR IS FOR DIAGRAMMATIC PURPOSES ONLY AND DOES NOT REFLECT PANEL FINISH

1-1/4" DEEP TEXTURED FORMLINER

COLOR IS FOR DIAGRAMMATIC PURPOSES ONLY AND DOES NOT REFLECT PANEL FINISH

Number:	Date:	Revision:
9	10/30/2017	ISSUED TO DOB
8	07/24/2017	ASI-001 REVISED PRECAST RADII
7	06/14/2017	ISSUED FOR CONSTRUCTION
6	04/28/2017	PRE-CAST REVISIONS - # RFI 40
5	03/31/2017	95% CD SUBMISSION
4	01/20/2017	80% CD SUBMISSION
3	01/06/2017	DOB RE-SUBMISSION
2	12/16/2016	CORE & SHELL BUY SET - REVISED
1	11/11/2016	CORE & SHELL BUY SET

Project:
130 WILLIAM STREET
130 WILLIAM STREET
NEW YORK, NY 10038

Client:
THE LIGHTSTONE GROUP
130 WILLIAM STREET PROPERTY OWNER LLC
460 PARK AVE, 13TH FLOOR
NEW YORK, NY 10022
(212) 616-9971

Architect:
HILL | WEST ARCHITECTS
11 BROADWAY
17TH FLOOR
NEW YORK, NY 10004
T. 212 213 8007

Creative Director
Adjaye Associates
415 Broadway, 3rd Fl.
New York, NY 10013
(212) 965-8477

Building Structures:
McNamara Salvia
62 West 45th Street, 11th Fl.
New York, NY 10036
(212) 246-9800

MEP Engineer:
Ventrop ECG, LLC
365 W 34th Street, 3rd Fl.
New York, NY 10001
(212) 244-5060

Exterior Facade Consultant:
Gilsanz Murray Steficek, LLP
129 West 27th Street, 5th Fl.
New York, NY 10001
(212) 254-0030

Landscape Architect:
Weintraub Diaz, LLC
19 New Street
Nyack, NY 10960
(845) 353-2500

Civil Engineer & Acoustic Consultant:
AKRF Engineering PC
440 Park Avenue South, 7th Fl.
New York, NY 10016
(646) 388-9829

IT & Security Consultant:
Anj Communications
133 Sunny Ridge Road
Harrison, New York 10528
(914) 967-1967

Pool Consultant:
Integrated Aquatics Engineering, Inc.
75 Shewell Ave
Doylestown, PA 18901
(215) 230-8623

Elevator Consultant:
Jenkins and Huntington
1251 Avenue of the Americas
New York, NY 10020
(212)-696-1818

DOB STAMPS & SIGNATURES:

DWG TITLE:
PRECAST ELEVATIONS

NB#121192903

SEAL & SIGNATURE:
REGISTERED ARCHITECT DAVID CHARLES WEST 026857 STATE OF NEW YORK

DATE: 10/30/2017
PROJECT #: 14A26
SCALE: AS NOTED
DWG NO. A-902.00

J:\14A26 130 William Street\01_Drawing Set\11_Submissions

DEPT OF BLDGS 121192903 Job Number
E360155059319 Scan Code

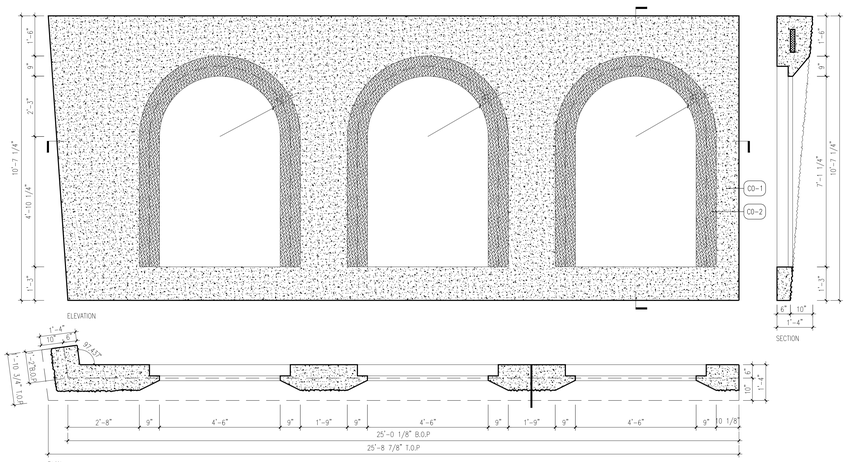

P-08
A-903 SCALE: 1/2" = 1'-0"

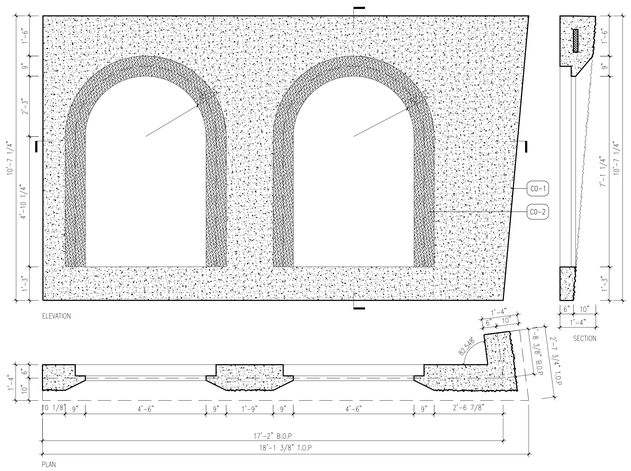

P-07
A-903 SCALE: 1/2" = 1'-0"

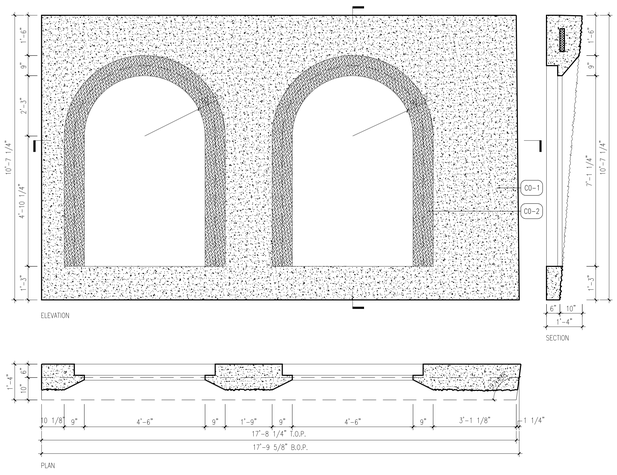

P-06
A-903 SCALE: 1/2" = 1'-0"

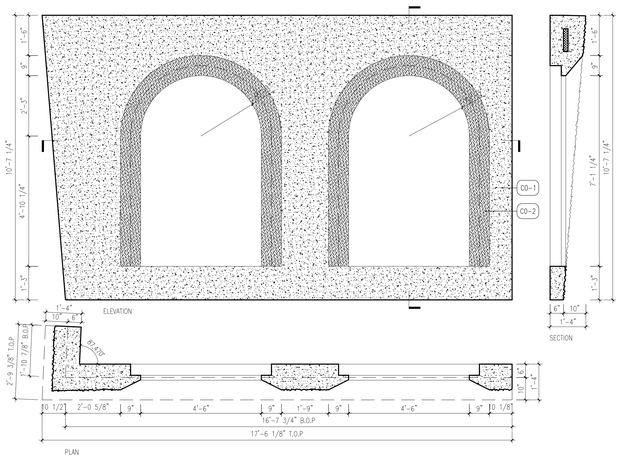

P-05
A-903 SCALE: 1/2" = 1'-0"

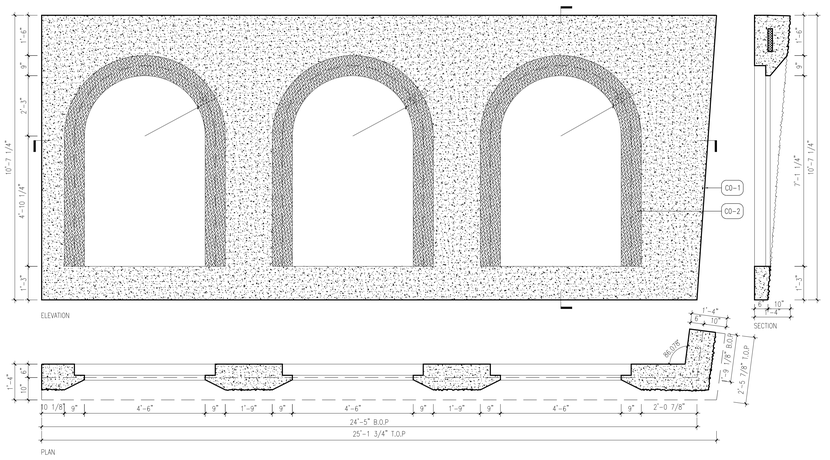

P-04
A-903 SCALE: 1/2" = 1'-0"

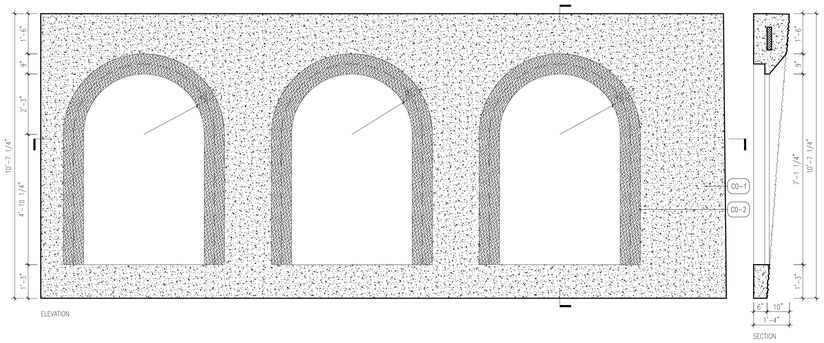

P-03
A-903 SCALE: 1/2" = 1'-0"

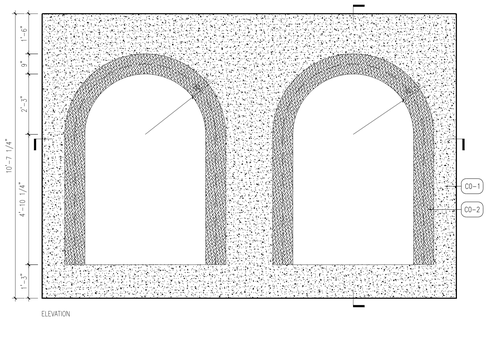

P-02
A-903 SCALE: 1/2" = 1'-0"



P-01
A-903 SCALE: 1/2" = 1'-0"

NOTES:

Number:	Date:	Revision:
8	10/30/2017	ISSUED TO DOB
7	06/14/2017	ISSUED FOR CONSTRUCTION
6	04/28/2017	PRE-CAST REVISIONS - #RFI 40
5	03/31/2017	95% CD SUBMISSION
4	01/20/2017	80% CD SUBMISSION
3	01/06/2017	DOB RE-SUBMISSION
2	12/16/2016	CORE & SHELL BUY SET - REVISED
1	11/11/2016	CORE & SHELL BUY SET

Project:
130 WILLIAM STREET
130 WILLIAM STREET
NEW YORK, NY 10038

Client:
THE LIGHTSTONE GROUP
130 WILLIAM STREET PROPERTY OWNER LLC
460 PARK AVE, 13TH FLOOR
NEW YORK, NY 10022
(212) 616-9971

Architect:
HILL | WEST ARCHITECTS
11 BROADWAY
17TH FLOOR
NEW YORK, NY 10004
T. 212 213 8007

Creative Director
Adjaye Associates
415 Broadway, 3rd Fl.
New York, NY 10013
(212) 965-8477

Building Structures:
McNamara Salvia
62 West 45th Street, 11th Fl.
New York, NY 10036
(212) 246-9800

MEP Engineer:
Ventrop ECG, LLC
365 W 34th Street, 3rd Fl.
New York, NY 10001
(212) 244-5060

Exterior Facade Consultant:
Gilsanz Murray Steficek, LLP
129 West 27th Street, 5th Fl.
New York, NY 10001
(212) 254-0030

Landscape Architect:
Weintraub Diaz, LLC
19 New Street
Nyack, NY 10960
(845) 353-2500

Civil Engineer & Acoustic Consultant:
AKRF Engineering PC
440 Park Avenue South, 7th Fl.
New York, NY 10016
(646) 388-9829

IT & Security Consultant:
Anj Communications
133 Sunny Ridge Road
Harrison, New York 10528
(914) 967-1967

Pool Consultant:
Integrated Aquatics Engineering, Inc.
75 Shewell Ave
Doylestown, PA 18901
(215) 230-8623

Elevator Consultant:
Jenkins and Huntington
1251 Avenue of the Americas
New York, NY 10020
(212)-696-1818

DOB STAMPS & SIGNATURES:

DWG TITLE:
PRECAST PANEL TYPES

NB#121192903

SEAL & SIGNATURE:
REGISTERED ARCHITECT CHARLES WU 030857 STATE OF NEW YORK

DATE: 10/30/2017
PROJECT #: 14A26
SCALE: AS NOTED
A-903.00
DWG NO.

J:\14A26 130 William Street\Arch_Drawing Sets\10_Submissions

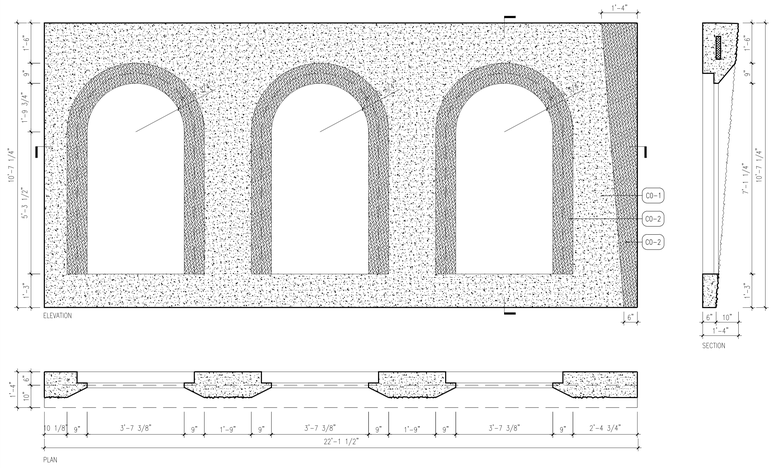

P-17
A-904 SCALE: 1/2" = 1'-0"

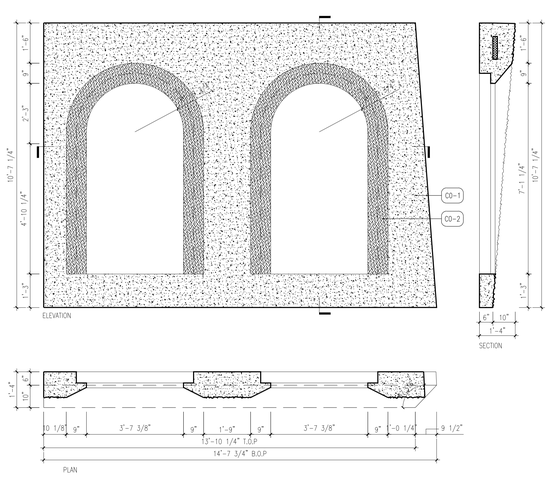

P-16
A-904 SCALE: 1/2" = 1'-0"

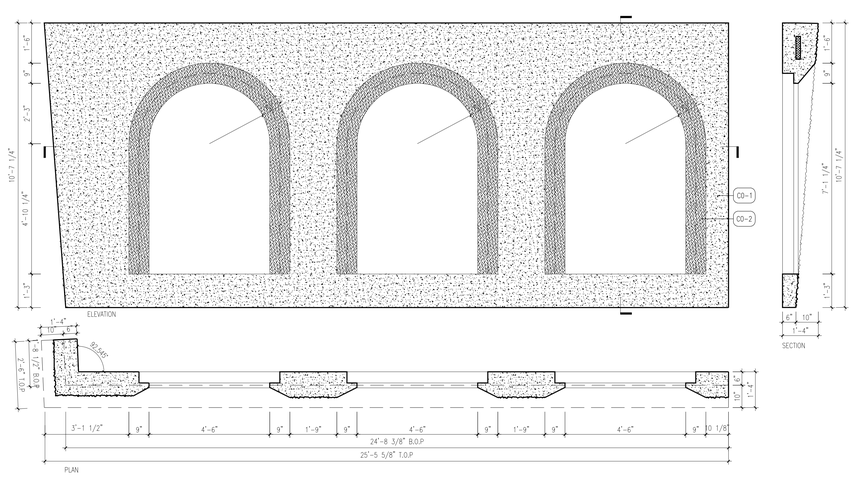

P-15
A-904 SCALE: 1/2" = 1'-0"

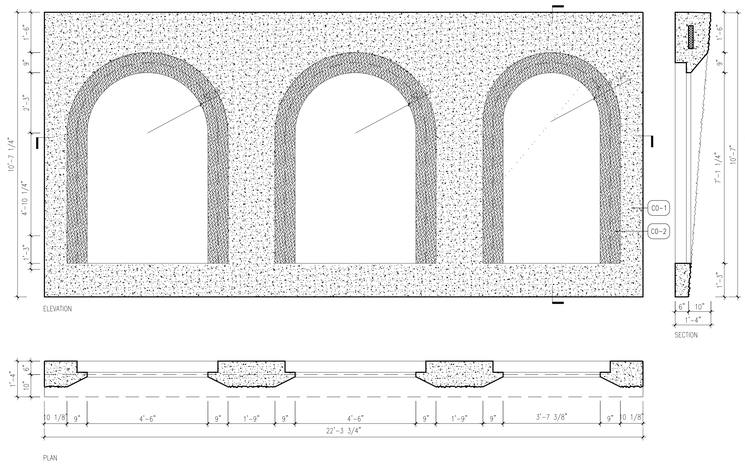

P-14
A-904 SCALE: 1/2" = 1'-0"

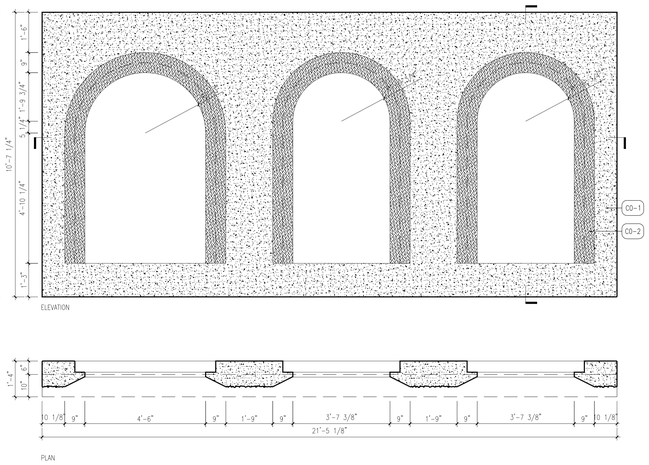

P-13
A-904 SCALE: 1/2" = 1'-0"

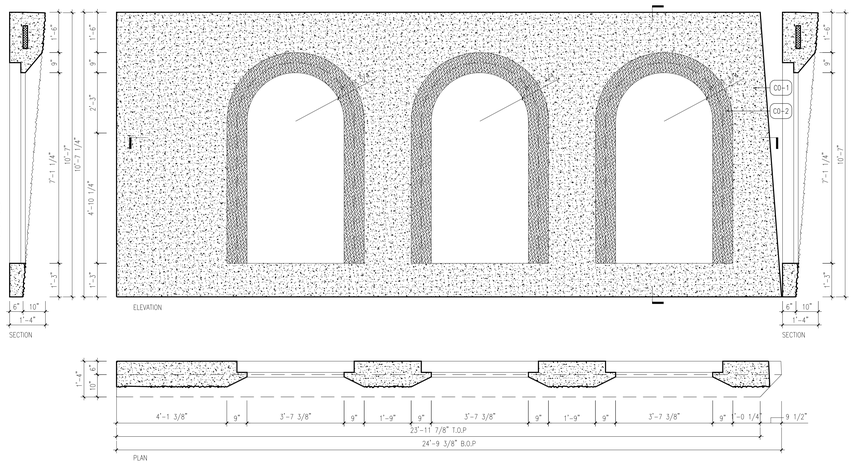

P-12
A-904 SCALE: 1/2" = 1'-0"

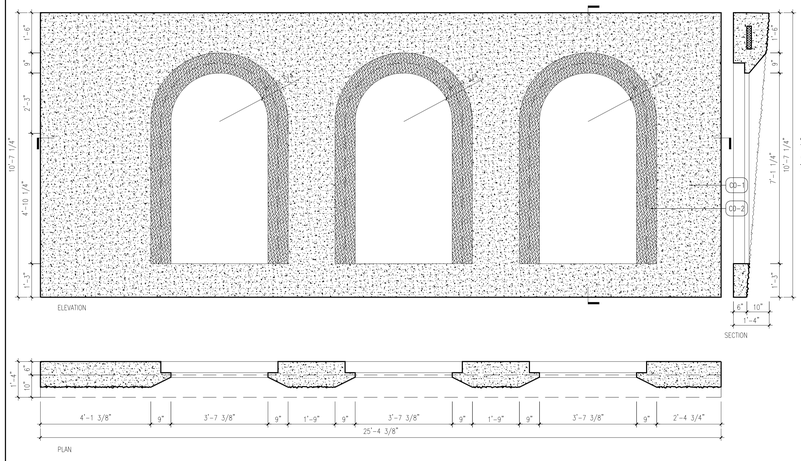

P-11
A-904 SCALE: 1/2" = 1'-0"

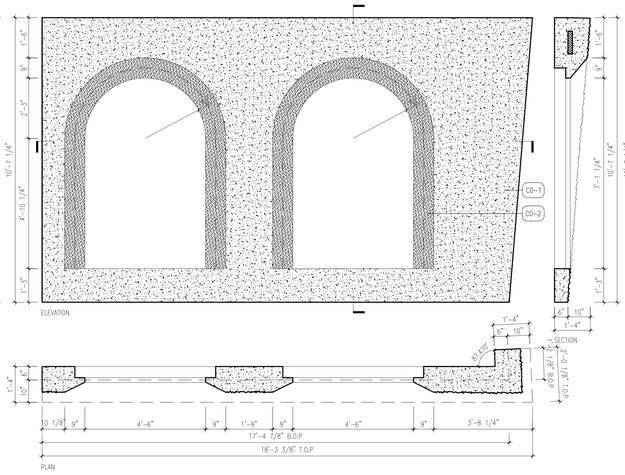

P-10
A-904 SCALE: 1/2" = 1'-0"

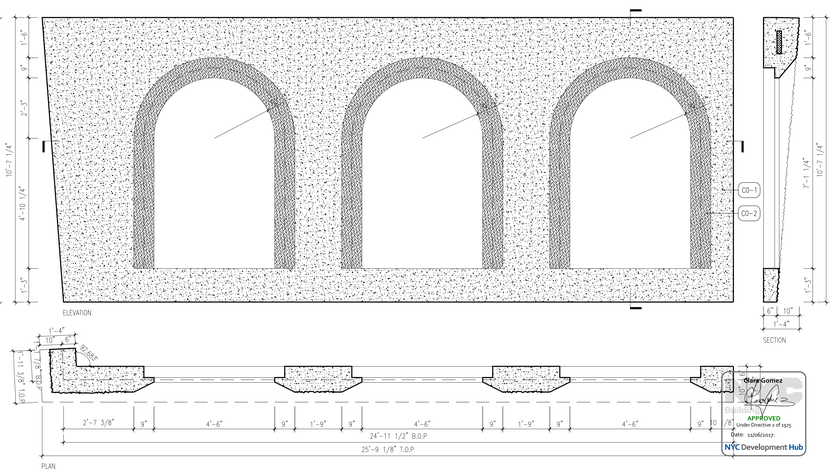

P-09
A-904 SCALE: 1/2" = 1'-0"

Nam Gomez
Building
APPROVED
Under Directive 2 of 1975
Date: 11/06/2017
NYC Development Hub

NOTES:

Number:	Date:	Revision:
8	10/30/2017	ISSUED TO DOB
7	06/14/2017	ISSUED FOR CONSTRUCTION
6	04/28/2017	PRE-CAST REVISIONS - #RFI 40
5	03/31/2017	95% CD SUBMISSION
4	01/20/2017	80% CD SUBMISSION
3	01/06/2017	DOB RE-SUBMISSION
2	12/16/2016	CORE & SHELL BUY SET - REVISED
1	11/11/2016	CORE & SHELL BUY SET

Project:
130 WILLIAM STREET
130 WILLIAM STREET
NEW YORK, NY 10038

Client:
THE LIGHTSTONE GROUP
130 WILLIAM STREET PROPERTY OWNER LLC
460 PARK AVE, 13TH FLOOR
NEW YORK, NY 10022
(212) 616-9971

Architect:
HILL | WEST ARCHITECTS
11 BROADWAY
17TH FLOOR
NEW YORK, NY 10004
T. 212 213 8007

Creative Director
Adjaye Associates
415 Broadway, 3rd Fl.
New York, NY 10013
(212) 965-8477

Building Structures:
McNamara Salvia
62 West 45th Street, 11th Fl.
New York, NY 10036
(212) 246-9800

MEP Engineer:
Ventrop ECG, LLC
365 W 34th Street, 3rd Fl.
New York, NY 10001
(212) 244-5060

Exterior Facade Consultant:
Gilsanz Murray Steficek, LLP
129 West 27th Street, 5th Fl.
New York, NY 10001
(212) 254-0030

Landscape Architect:
Weintraub Diaz, LLC
19 New Street
Nyack, NY 10960
(845) 353-2500

Civil Engineer & Acoustic Consultant:
AKRF Engineering PC
440 Park Avenue South, 7th Fl.
New York, NY 10016
(646) 388-9829

IT & Security Consultant:
Anj Communications
133 Sunny Ridge Road
Harrison, New York 10528
(914) 967-1967

Pool Consultant:
Integrated Aquatics Engineering, Inc.
75 Shewell Ave
Doylestown, PA 18901
(215) 230-8623

Elevator Consultant:
Jenkins and Huntington
1251 Avenue of the Americas
New York, NY 10020
(212)-696-1818

DOB STAMPS & SIGNATURES:

DWG TITLE:
PRECAST PANEL TYPES

NB#121192903

SEAL & SIGNATURE:
REGISTERED ARCHITECT
DAVID CHARLES WEST
No. 020851
STATE OF NEW YORK

DATE: 10/30/2017
PROJECT #: 14A26
SCALE: AS NOTED
A-904.00
DWG NO.

J:\14A26 130 William Street\Arch_Drawing Sets\10_Submissions

DEPT OF BLDGS 421300903 Job Number
E582214F16 Scan Code

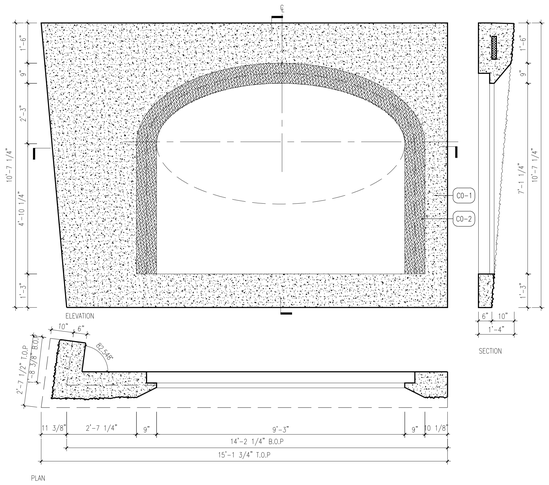

P-26
A-905 SCALE: 1/2" = 1'-0"

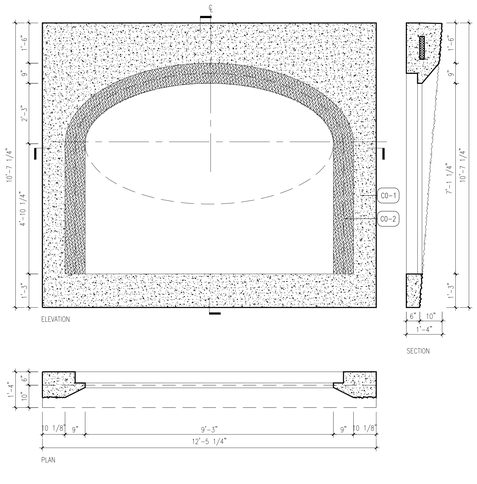

P-25
A-905 SCALE: 1/2" = 1'-0"

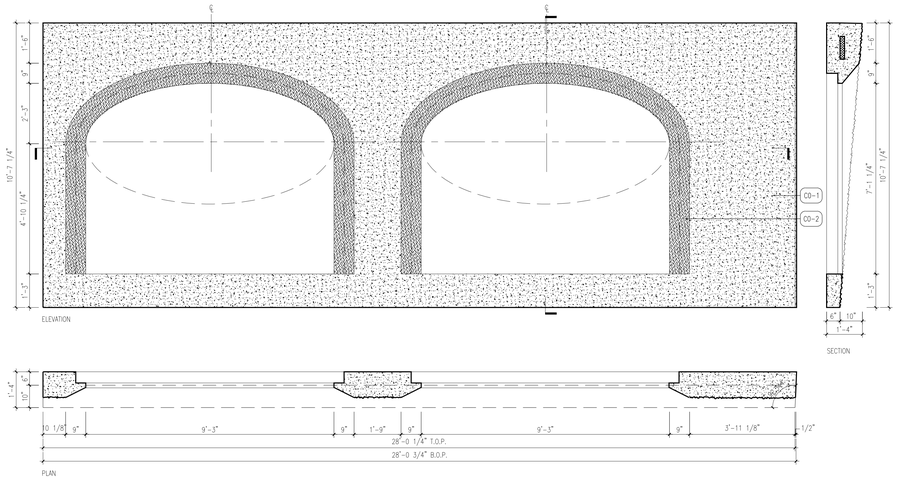

P-24
A-905 SCALE: 1/2" = 1'-0"

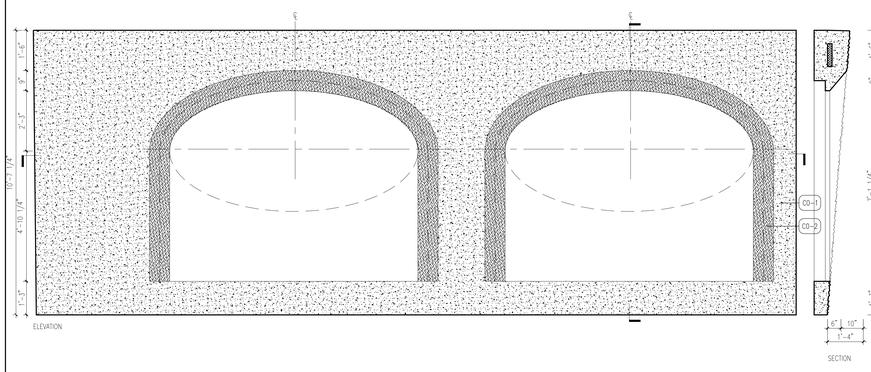

P-23
A-905 SCALE: 1/2" = 1'-0"

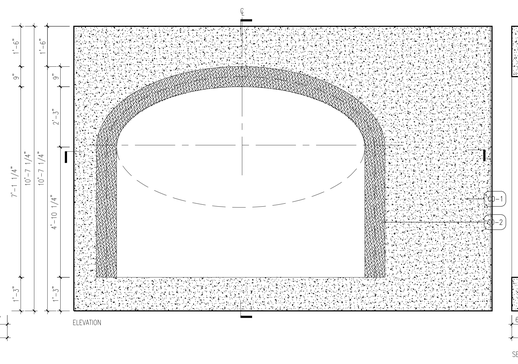

P-22
A-905 SCALE: 1/2" = 1'-0"

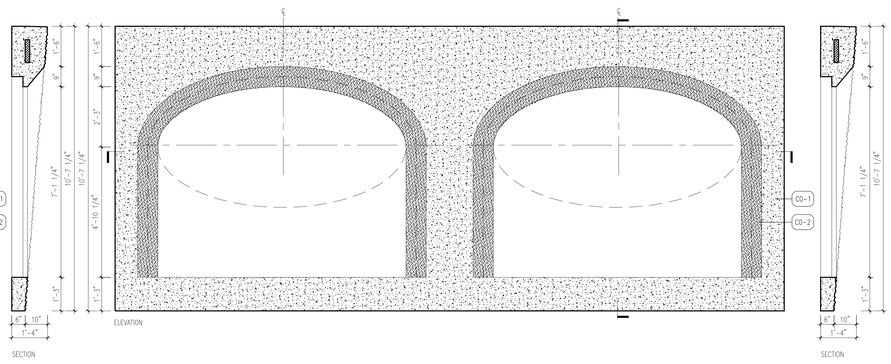

P-21
A-905 SCALE: 1/2" = 1'-0"

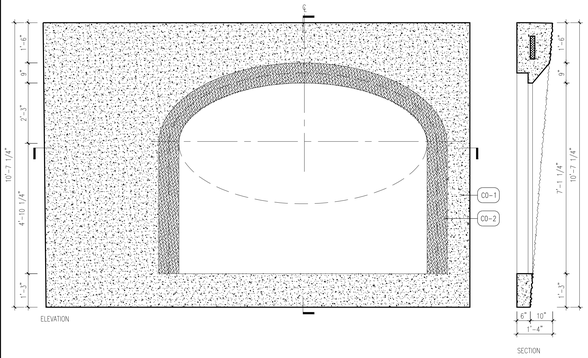

P-20
A-905 SCALE: 1/2" = 1'-0"



P-19
A-905 SCALE: 1/2" = 1'-0"

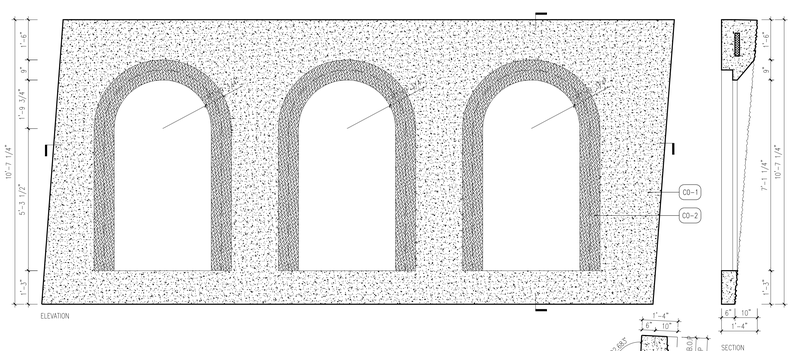

P-18
A-905 SCALE: 1/2" = 1'-0"

NOTES:

Number:	Date:	Revision:
9	10/30/2017	ISSUED TO DOB
8	07/24/2017	ASI-001 REVISED PRECAST RADII
7	06/14/2017	ISSUED FOR CONSTRUCTION
6	04/28/2017	PRE-CAST REVISIONS - #RFI 40
5	03/31/2017	95% CD SUBMISSION
4	01/20/2017	80% CD SUBMISSION
3	01/06/2017	DOB RE-SUBMISSION
2	12/16/2016	CORE & SHELL BUY SET - REVISED
1	11/11/2016	CORE & SHELL BUY SET

Project:
130 WILLIAM STREET
130 WILLIAM STREET
NEW YORK, NY 10038

Client:
THE LIGHTSTONE GROUP
130 WILLIAM STREET PROPERTY OWNER LLC
460 PARK AVE, 13TH FLOOR
NEW YORK, NY 10022
(212) 616-9971

Architect:
HILL | WEST ARCHITECTS
11 BROADWAY
17TH FLOOR
NEW YORK, NY 10004
T. 212 213 8007

Creative Director
Adjaye Associates
415 Broadway, 3rd Fl.
New York, NY 10013
(212) 965-8477

Building Structures:
McNamara Salvia
62 West 45th Street, 11th Fl.
New York, NY 10036
(212) 246-9800

MEP Engineer:
Ventrop ECG, LLC
365 W 34th Street, 3rd Fl.
New York, NY 10001
(212) 244-5060

Exterior Facade Consultant:
Gilsanz Murray Steficek, LLP
129 West 27th Street, 5th Fl.
New York, NY 10001
(212) 254-0030

Landscape Architect:
Weintraub Diaz, LLC
19 New Street
Nyack, NY 10960
(845) 353-2500

Civil Engineer & Acoustic Consultant:
AKRF Engineering PC
440 Park Avenue South, 7th Fl.
New York, NY 10016
(646) 388-9829

IT & Security Consultant:
Anj Communications
133 Sunny Ridge Road
Harrison, New York 10528
(914) 967-1967

Pool Consultant:
Integrated Aquatics Engineering, Inc.
75 Shewell Ave
Doylestown, PA 18901
(215) 230-8623

Elevator Consultant:
Jenkins and Huntington
1251 Avenue of the Americas
New York, NY 10020
(212)-696-1818

DOB STAMPS & SIGNATURES:

DWG TITLE:
PRECAST PANEL TYPES

NB#121192903

SEAL & SIGNATURE:
REGISTERED ARCHITECT CHARLES WEST 030857 STATE OF NEW YORK

DATE: 10/30/2017
PROJECT #: 1442B
SCALE: AS NOTED
DWG NO. A-905.00

Clare Gomez
Buildings
APPROVED
Under Directive 1 of 1975
Date: 11/06/2017
NYC Development Hub

J:\442B 130 William Street\arch_Drawing Sets\10_Submissions

DEPT OF BLDGS 121192903 Job Number
E3075940783 Scan Code

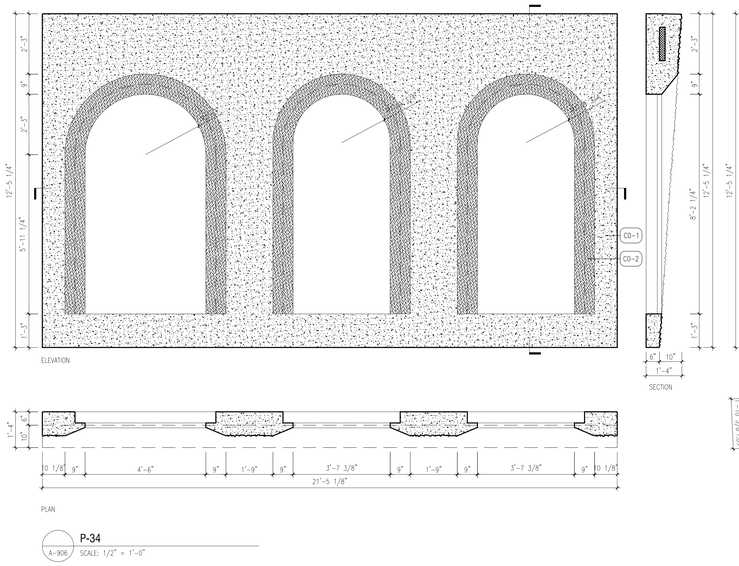

P-34
A-906 SCALE: 1/2" = 1'-0"

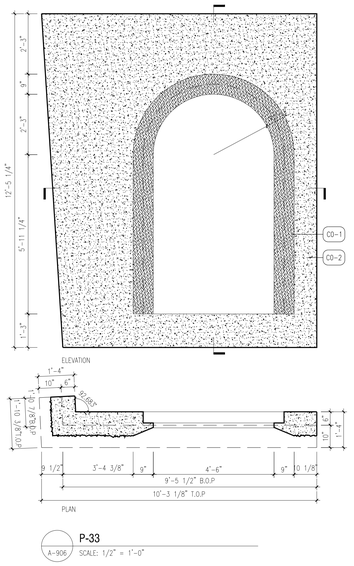

P-33
A-906 SCALE: 1/2" = 1'-0"

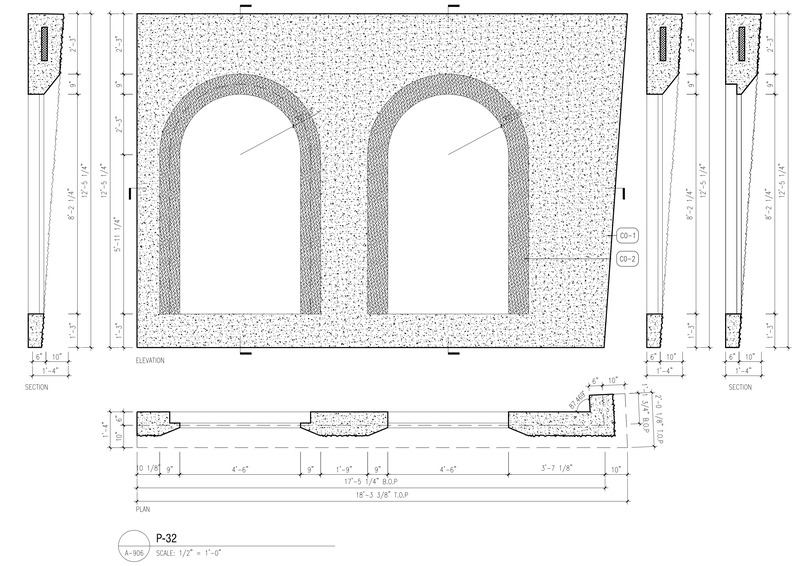

P-32
A-906 SCALE: 1/2" = 1'-0"

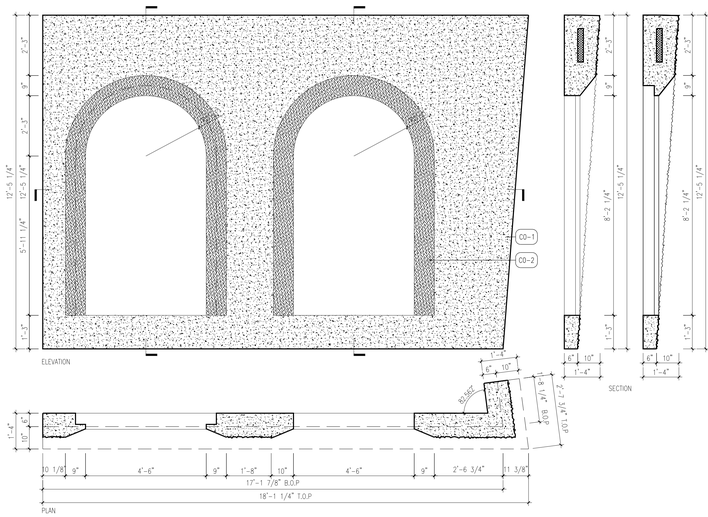

P-31
A-906 SCALE: 1/2" = 1'-0"

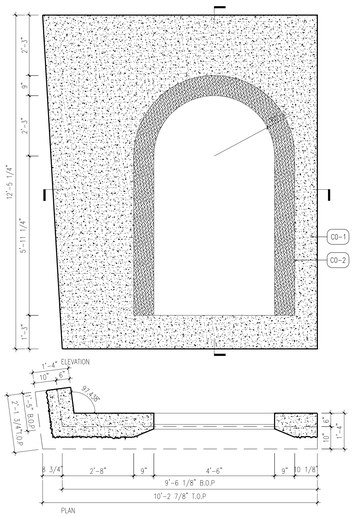

P-30
A-906 SCALE: 1/2" = 1'-0"

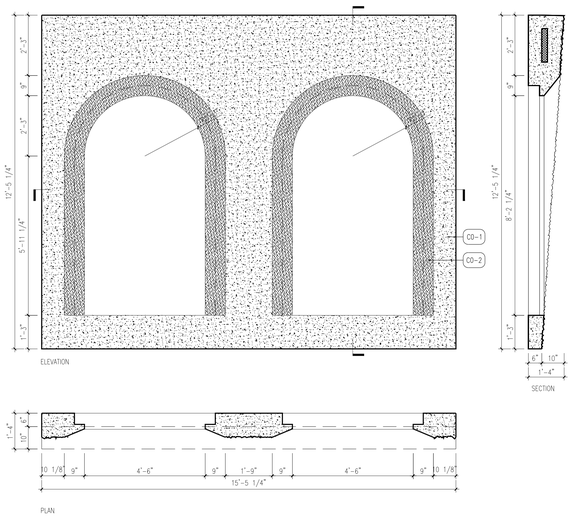

P-29
A-906 SCALE: 1/2" = 1'-0"

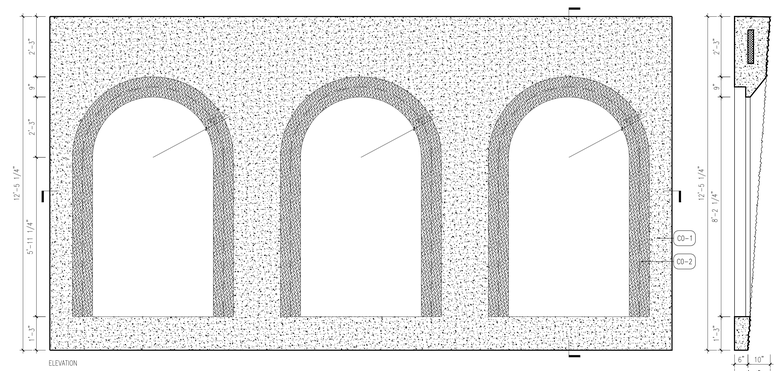

P-28
A-906 SCALE: 1/2" = 1'-0"

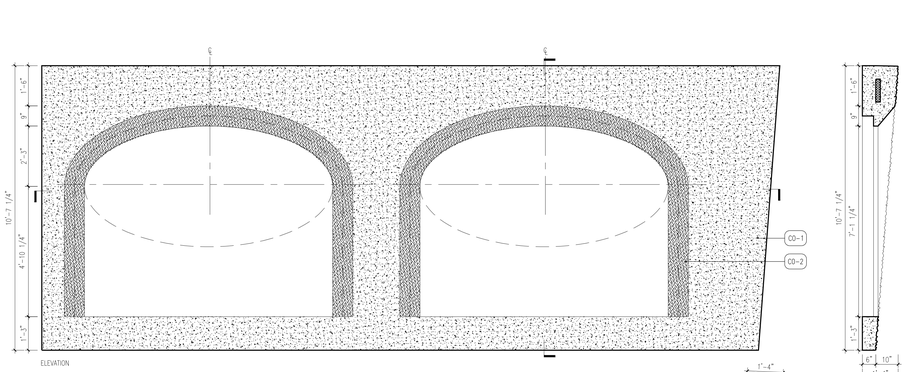

P-27
A-906 SCALE: 1/2" = 1'-0"

NOTES:

9	10/30/2017	ISSUED TO DOB
8	07/24/2017	ASI-001 REVISED PRECAST RADII
7	06/14/2017	ISSUED FOR CONSTRUCTION
6	04/28/2017	PRE-CAST REVISIONS - # RFI 40
5	03/31/2017	95% CD SUBMISSION
4	01/20/2017	80% CD SUBMISSION
3	01/06/2017	DOB RE-SUBMISSION
2	12/16/2016	CORE & SHELL BUY SET - REVISED
1	11/11/2016	CORE & SHELL BUY SET
Number:	Date:	Revision:

Project:
130 WILLIAM STREET
130 WILLIAM STREET
NEW YORK, NY 10038

Client:
THE LIGHTSTONE GROUP
130 WILLIAM STREET PROPERTY OWNER LLC
460 PARK AVE, 13TH FLOOR
NEW YORK, NY 10022
(212) 616-9971

Architect:
HILL | WEST ARCHITECTS
11 BROADWAY
17TH FLOOR
NEW YORK, NY 10004
T. 212 213 8007

Creative Director
Adjaye Associates
415 Broadway, 3rd Fl.
New York, NY 10013
(212) 965-8477

Building Structures:
McNamara Salvia
62 West 45th Street, 11th Fl.
New York, NY 10036
(212) 246-9800

MEP Engineer:
Ventrop ECG, LLC
365 W 34th Street, 3rd Fl.
New York, NY 10001
(212) 244-5060

Exterior Facade Consultant:
Gilsanz Murray Steficek, LLP
129 West 27th Street, 5th Fl.
New York, NY 10001
(212) 254-0030

Landscape Architect:
Weintraub Diaz, LLC
19 New Street
Nyack, NY 10960
(845) 353-2500

Civil Engineer & Acoustic Consultant:
AKRF Engineering PC
440 Park Avenue South, 7th Fl.
New York, NY 10016
(646) 388-9829

IT & Security Consultant:
Anj Communications
133 Sunny Ridge Road
Harrison, New York 10528
(914) 967-1967

Pool Consultant:
Integrated Aquatics Engineering, Inc.
75 Shewell Ave
Doylestown, PA 18901
(215) 230-8623

Elevator Consultant:
Jenkins and Huntington
1251 Avenue of the Americas
New York, NY 10020
(212)-696-1818

DOB STAMPS & SIGNATURES:

DWG TITLE:
PRECAST PANEL TYPES

NB#121192903

SEAL & SIGNATURE:
REGISTERED ARCHITECT CHARLES WEST 026861 STATE OF NEW YORK

ClaireGomez
APPROVED
Under Directive 1 of 1975
Date: 11/06/2017
NYC Development Hub

DATE: 10/30/2017
PROJECT #: 14426
SCALE: AS NOTED
A-906.00
DWG NO.

C:\ACB-130 Main Shaft\dch\ | 2Dwng Set\130_Submissions

DEPT OF BLDGS 121192903 Job Number
E380656203IT Scan Code

NOT USED

P-43 - NOT USED
A-907 SCALE: 1/2" = 1'-0"

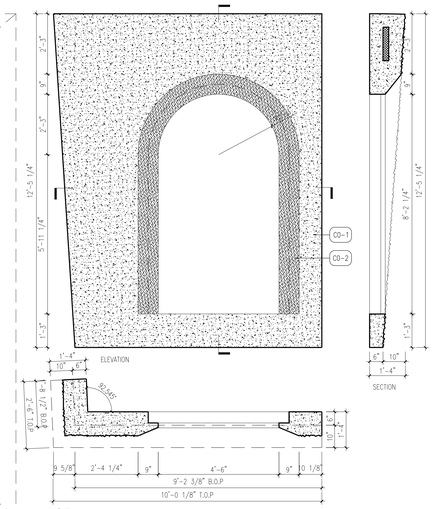

P-42
A-907 SCALE: 1/2" = 1'-0"

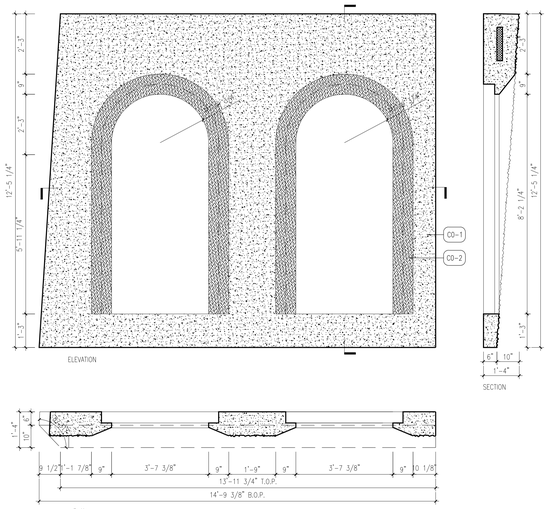

P-41A
A-907 SCALE: 1/2" = 1'-0"

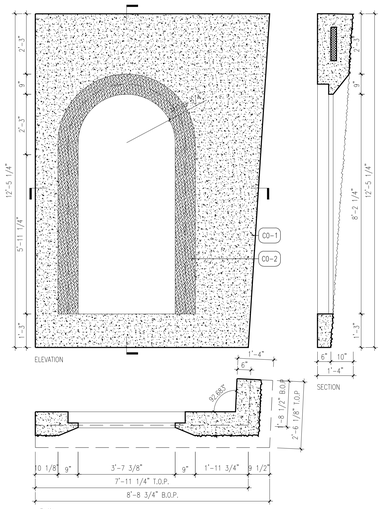

P-41B
A-907 SCALE: 1/2" = 1'-0"

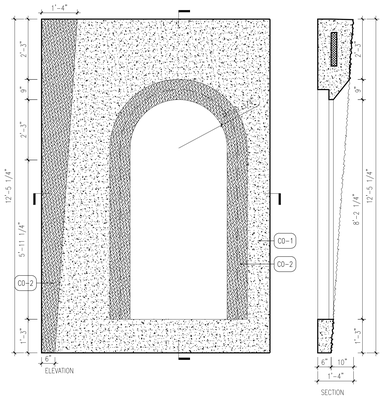

P-40A
A-907 SCALE: 1/2" = 1'-0"

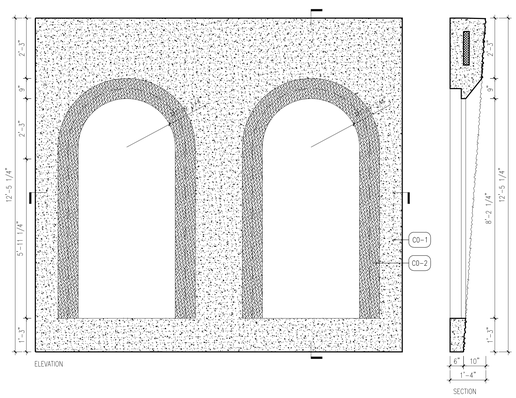

P-40B
A-907 SCALE: 1/2" = 1'-0"

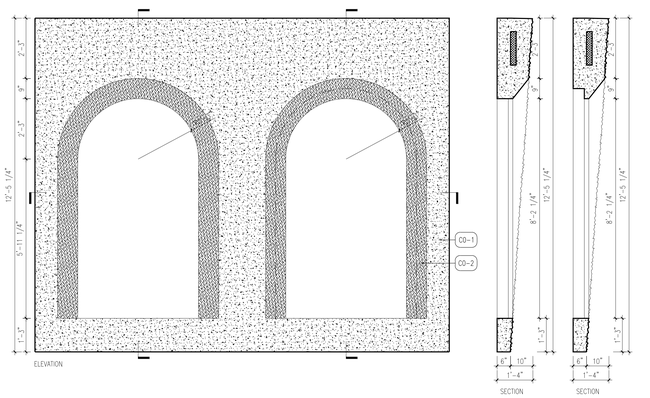

P-39
A-907 SCALE: 1/2" = 1'-0"

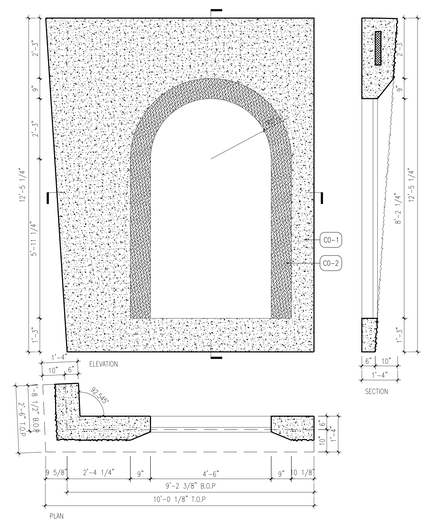

P-38
A-907 SCALE: 1/2" = 1'-0"

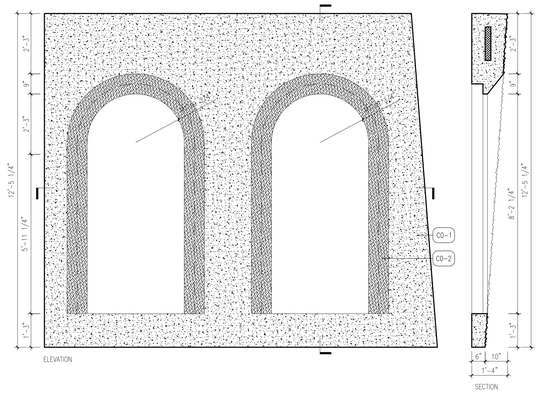

P-37
A-907 SCALE: 1/2" = 1'-0"

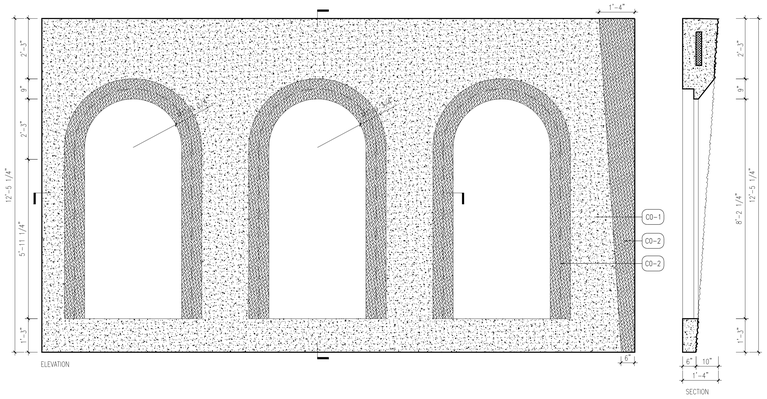

P-36
A-907 SCALE: 1/2" = 1'-0"

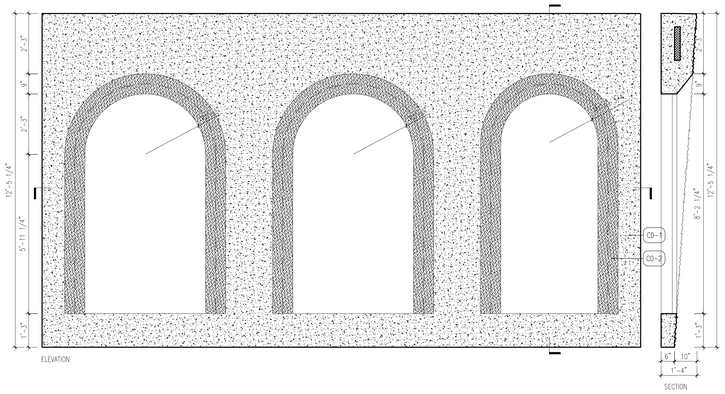

P-35
A-907 SCALE: 1/2" = 1'-0"

NOTES:

Number:	Date:	Revision:
8	10/30/2017	ISSUED TO DOB
7	06/14/2017	ISSUED FOR CONSTRUCTION
6	04/28/2017	PRE-CAST REVISIONS - #RFI 40
5	03/31/2017	95% CD SUBMISSION
4	01/20/2017	80% CD SUBMISSION
3	01/06/2017	DOB RE-SUBMISSION
2	12/16/2016	CORE & SHELL BUY SET - REVISED
1	11/11/2016	CORE & SHELL BUY SET

Project:
130 WILLIAM STREET
130 WILLIAM STREET
NEW YORK, NY 10038

Client:
THE LIGHTSTONE GROUP
130 WILLIAM STREET PROPERTY OWNER LLC
460 PARK AVE, 13TH FLOOR
NEW YORK, NY 10022
(212) 616-9971

Architect:
HILL | WEST ARCHITECTS
11 BROADWAY
17TH FLOOR
NEW YORK, NY 10004
T. 212 213 8007

Creative Director
Adjaye Associates
415 Broadway, 3rd Fl.
New York, NY 10013
(212) 965-8477

Building Structures:
McNamara Salvia
62 West 45th Street, 11th Fl.
New York, NY 10036
(212) 246-9800

MEP Engineer:
Ventrop ECG, LLC
365 W 34th Street, 3rd Fl.
New York, NY 10001
(212) 244-5060

Exterior Facade Consultant:
Gilsanz Murray Steficek, LLP
129 West 27th Street, 5th Fl.
New York, NY 10001
(212) 254-0030

Landscape Architect:
Weintraub Diaz, LLC
19 New Street
Nyack, NY 10960
(845) 353-2500

Civil Engineer & Acoustic Consultant:
AKRF Engineering PC
440 Park Avenue South, 7th Fl.
New York, NY 10016
(646) 388-9829

IT & Security Consultant:
Anj Communications
133 Sunny Ridge Road
Harrison, New York 10528
(914) 967-1967

Pool Consultant:
Integrated Aquatics Engineering, Inc.
75 Shewell Ave
Doylestown, PA 18901
(215) 230-8623

Elevator Consultant:
Jenkins and Huntington
1251 Avenue of the Americas
New York, NY 10020
(212-696-1818

DOB STAMPS & SIGNATURES:

DWG TITLE:
PRECAST PANEL TYPES

NB#121192903

Clara Gomez
Borough Commissioner
APPROVED
1/4 Binder Directive 1 of 1975
Date 11/06/2017
NYC Development Hub

SEAL & SIGNATURE:
REGISTERED ARCHITECT CHARLES WEST 030857 STATE OF NEW YORK

DATE: 10/30/2017
PROJECT #: 14A26
SCALE: AS NOTED
DWG NO. A-907.00

J:\14A26 130 William Street\arch_Drawing Sets\10_Submissions

DEPT OF BLDGS 421309903 Job Number
B3400503050 Scan Code

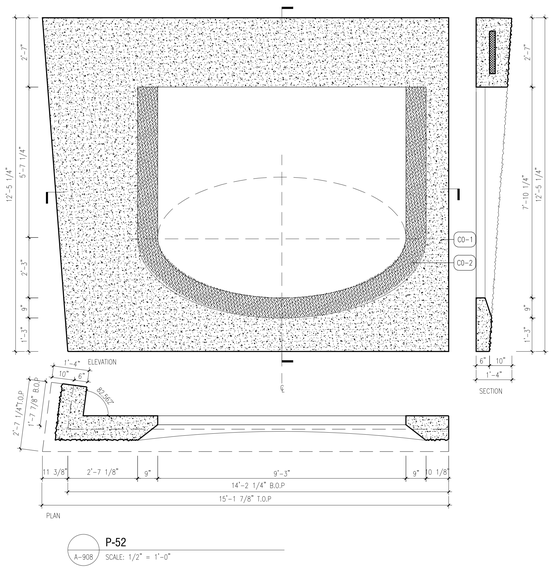

P-52
A-908 SCALE: 1/2" = 1'-0"

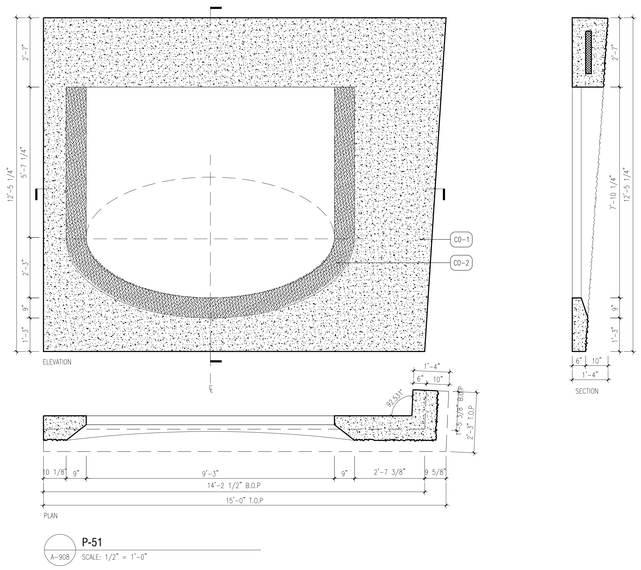

P-51
A-908 SCALE: 1/2" = 1'-0"

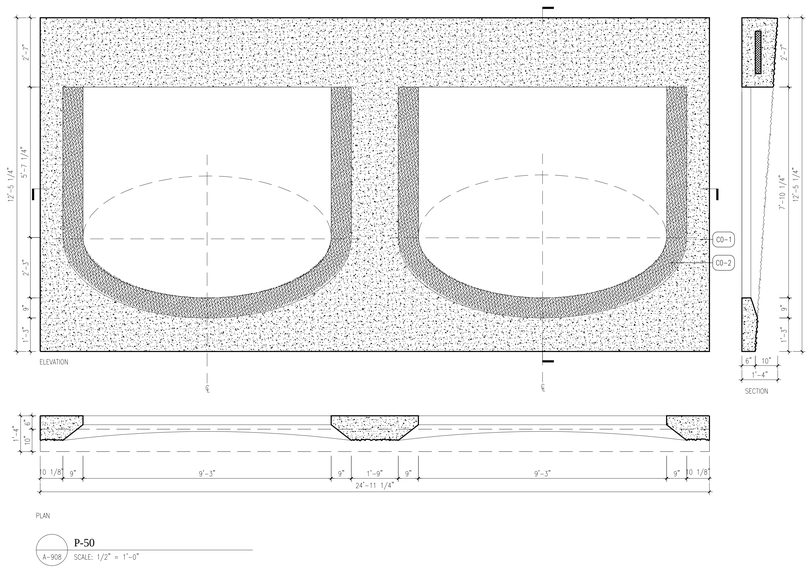

P-50
A-908 SCALE: 1/2" = 1'-0"

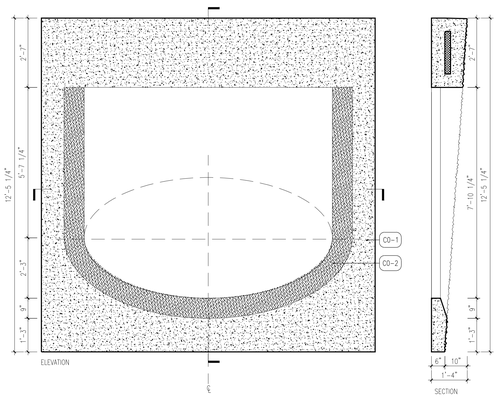

P-49
A-908 SCALE: 1/2" = 1'-0"

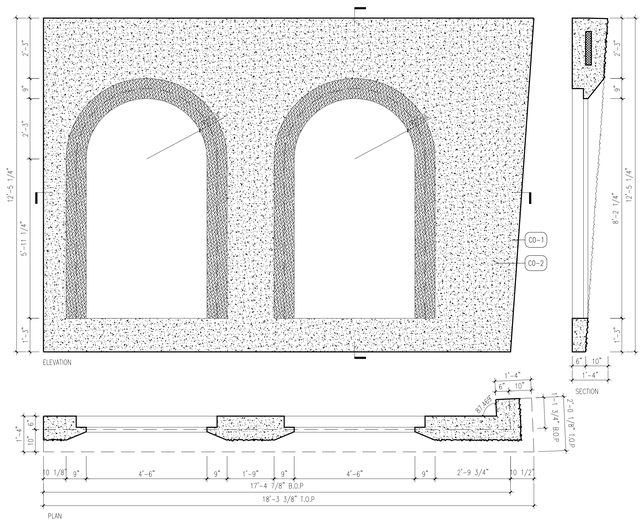

P-48
A-908 SCALE: 1/2" = 1'-0"

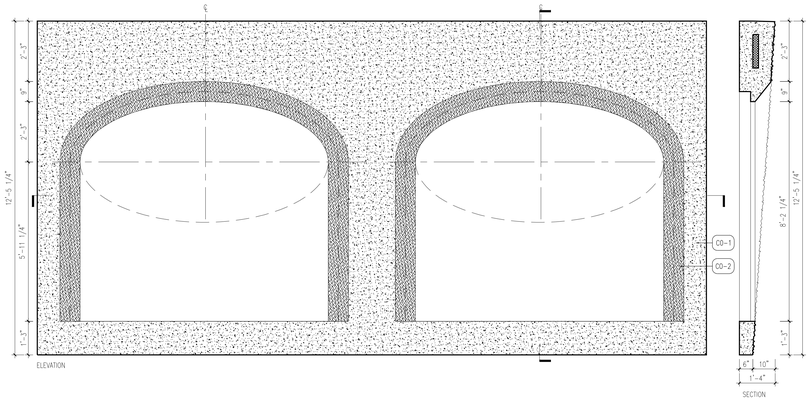

P-47
A-908 SCALE: 1/2" = 1'-0"

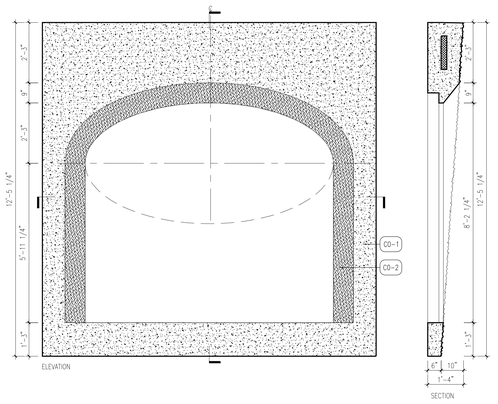

P-46
A-908 SCALE: 1/2" = 1'-0"

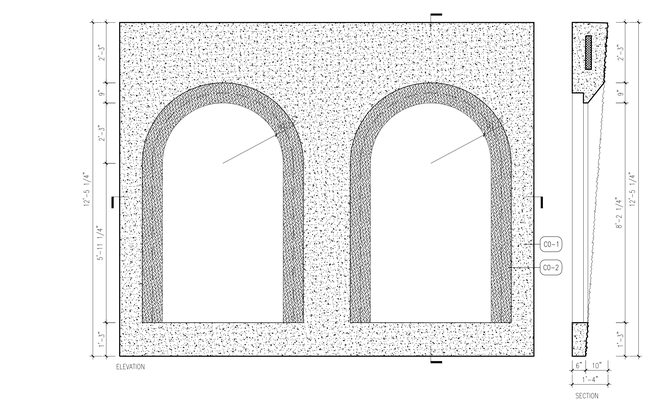

P-45
A-908 SCALE: 1/2" = 1'-0"

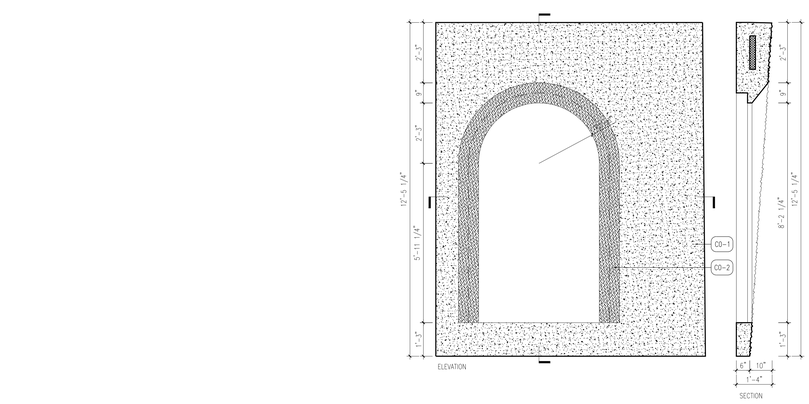

P-44
A-908 SCALE: 1/2" = 1'-0"

NOTES:

Number:	Date:	Revision:
9	10/30/2017	ISSUED TO DOB
8	07/24/2017	ASI-001 REVISED PRECAST RADII
7	06/14/2017	ISSUED FOR CONSTRUCTION
6	04/28/2017	PRE-CAST REVISIONS - #RFI 40
5	03/31/2017	95% CD SUBMISSION
4	01/20/2017	80% CD SUBMISSION
3	01/06/2017	DOB RE-SUBMISSION
2	12/16/2016	CORE & SHELL BUY SET - REVISED
1	11/11/2016	CORE & SHELL BUY SET

Project:
130 WILLIAM STREET
130 WILLIAM STREET
NEW YORK, NY 10038

Client:
THE LIGHTSTONE GROUP
130 WILLIAM STREET PROPERTY OWNER LLC
460 PARK AVE, 13TH FLOOR
NEW YORK, NY 10022
(212) 616-9971

Architect:
HILL | WEST ARCHITECTS
11 BROADWAY
17TH FLOOR
NEW YORK, NY 10004
T. 212 213 8007

Creative Director
Adjaye Associates
415 Broadway, 3rd Fl.
New York, NY 10013
(212) 965-8477

Building Structures:
McNamara Salvia
62 West 45th Street, 11th Fl.
New York, NY 10036
(212) 246-9800

MEP Engineer:
Ventrop ECG, LLC
365 W 34th Street, 3rd Fl.
New York, NY 10001
(212) 244-5060

Exterior Facade Consultant:
Gilsanz Murray Steficek, LLP
129 West 27th Street, 5th Fl.
New York, NY 10001
(212) 254-0030

Landscape Architect:
Weintraub Diaz, LLC
19 New Street
Nyack, NY 10960
(845) 353-2500

Civil Engineer & Acoustic Consultant:
AKRF Engineering PC
440 Park Avenue South, 7th Fl.
New York, NY 10016
(646) 388-9829

IT & Security Consultant:
Anj Communications
133 Sunny Ridge Road
Harrison, New York 10528
(914) 967-1967

Pool Consultant:
Integrated Aquatics Engineering, Inc.
75 Shewell Ave
Doylestown, PA 18901
(215) 230-8623

Elevator Consultant:
Jenkins and Huntington
1251 Avenue of the Americas
New York, NY 10020
(212)-696-1818

DOB STAMPS & SIGNATURES:

DWG TITLE:
PRECAST PANEL TYPES

NB#121192903

SEAL & SIGNATURE:
REGISTERED ARCHITECT CHARLES NEIL OF NEW YORK 026857

Clara Gomez
APPROVED
NYC Development Hub

DATE: 10/30/2017
PROJECT #: 14A26
SCALE: AS NOTED
DWG NO. A-908.00

C:\ACB 130 Main Shell.rvt | Drawing Set | 10_Submission

DEPT OF BLDGS 121192903 Job Number
E305548908 Scan Code

NO RETURN ON PRECAST PANELS DIRECTLY BELOW BULKHEAD SCREEN, TYP. SEE DTL 2/A-432

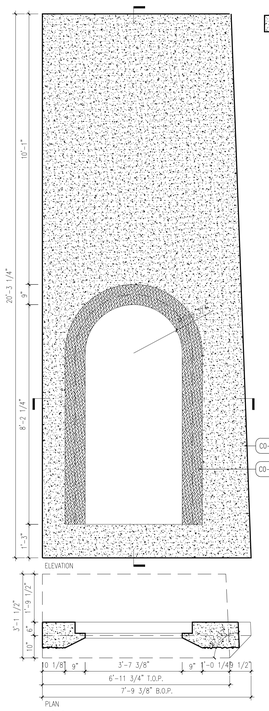

P-59
A-909 SCALE:1/2"=1'0"

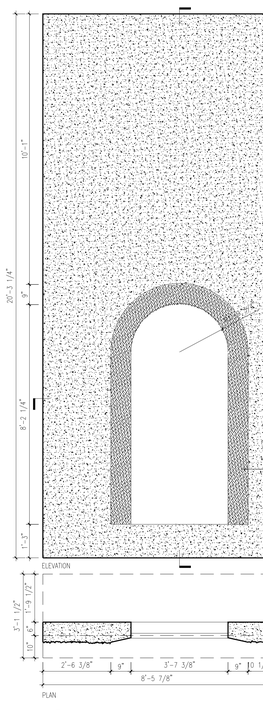

P-58
A-909 SCALE:1/2"=1'0"

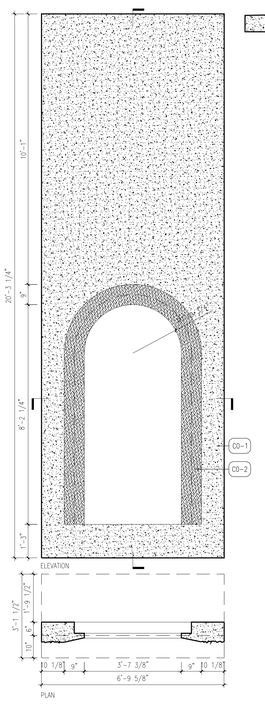

P-57
A-909 SCALE:1/2"=1'0"

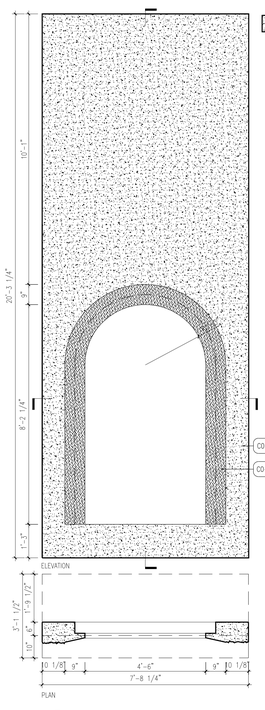

P-56
A-909 SCALE:1/2"=1'0"

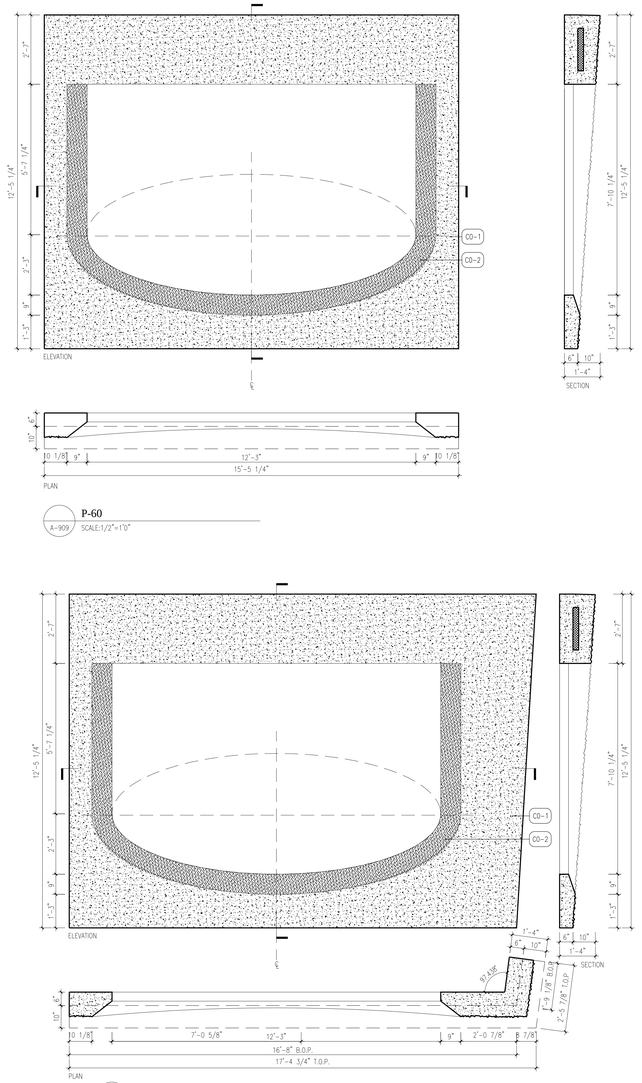

P-60
A-909 SCALE:1/2"=1'0"

P-55
A-909 SCALE:1/2"=1'0"

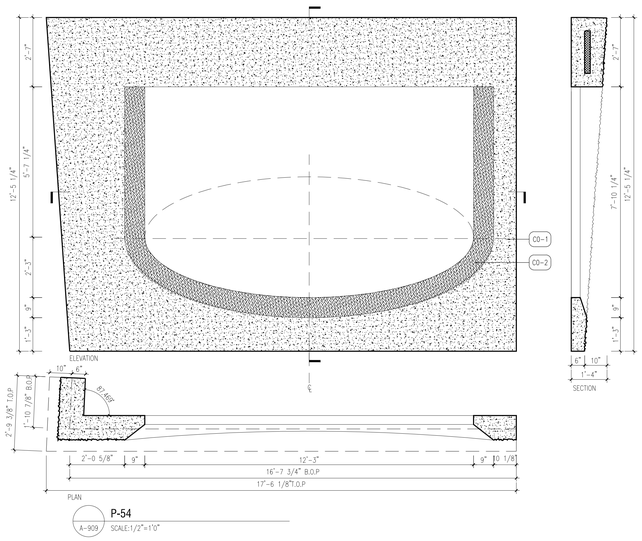

P-54
A-909 SCALE:1/2"=1'0"

NOT USED

P-53 - NOT USED
A-909 SCALE:1/2"=1'0"

NOTES:

Number:	Date:	Revision:
9	10/30/2017	ISSUED TO DOB
8	07/24/2017	ASI-001 REVISED PRECAST RADII
7	06/14/2017	ISSUED FOR CONSTRUCTION
6	04/28/2017	PRE-CAST REVISIONS - # RFI 40
5	03/31/2017	95% CD SUBMISSION
4	01/20/2017	80% CD SUBMISSION
3	01/06/2017	DOB RE-SUBMISSION
2	12/16/2016	CORE & SHELL BUY SET - REVISED
1	11/11/2016	CORE & SHELL BUY SET

Project:
130 WILLIAM STREET
130 WILLIAM STREET
NEW YORK, NY 10038

Client:
THE LIGHTSTONE GROUP
130 WILLIAM STREET PROPERTY OWNER LLC
460 PARK AVE, 13TH FLOOR
NEW YORK, NY 10022
(212) 616-9971

Architect:
HILL | WEST ARCHITECTS
11 BROADWAY
17TH FLOOR
NEW YORK, NY 10004
T. 212 213 8007

Creative Director
Adjaye Associates
415 Broadway, 3rd Fl.
New York, NY 10013
(212) 965-8477

Building Structures:
McNamara Salvia
62 West 45th Street, 11th Fl.
New York, NY 10036
(212) 246-9800

MEP Engineer:
Ventrop ECG, LLC
365 W 34th Street, 3rd Fl.
New York, NY 10001
(212) 244-5060

Exterior Facade Consultant:
Gilsanz Murray Steficek, LLP
129 West 27th Street, 5th Fl.
New York, NY 10001
(212) 254-0030

Landscape Architect:
Weintraub Diaz, LLC
19 New Street
Nyack, NY 10960
(845) 353-2500

Civil Engineer & Acoustic Consultant:
AKRF Engineering PC
440 Park Avenue South, 7th Fl.
New York, NY 10016
(646) 388-9829

IT & Security Consultant:
Anj Communications
133 Sunny Ridge Road
Harrison, New York 10528
(914) 967-1967

Pool Consultant:
Integrated Aquatics Engineering, Inc.
75 Shewell Ave
Doylestown, PA 18901
(215) 230-8623

Elevator Consultant:
Jenkins and Huntington
1251 Avenue of the Americas
New York, NY 10020
(212)-696-1818

DOB STAMPS & SIGNATURES:

Clara Gomez
APPROVED
Under Directive 1 of 1975
Date: 11/06/2017
NYC Development Hub

DWG TITLE:
PRECAST PANEL TYPES

NB#121192903

SEAL & SIGNATURE:
REGISTERED ARCHITECT CHARLES WEST OF NEW YORK

DATE: 10/30/2017
PROJECT #: 14A26
SCALE: AS NOTED
A-909.00
DWG NO.

J:\14A26 130 William Street\01_Drawing Sets\10_Submissions

DEPT OF BLDGS 421300905 Job Number
B975313795 Scan Code

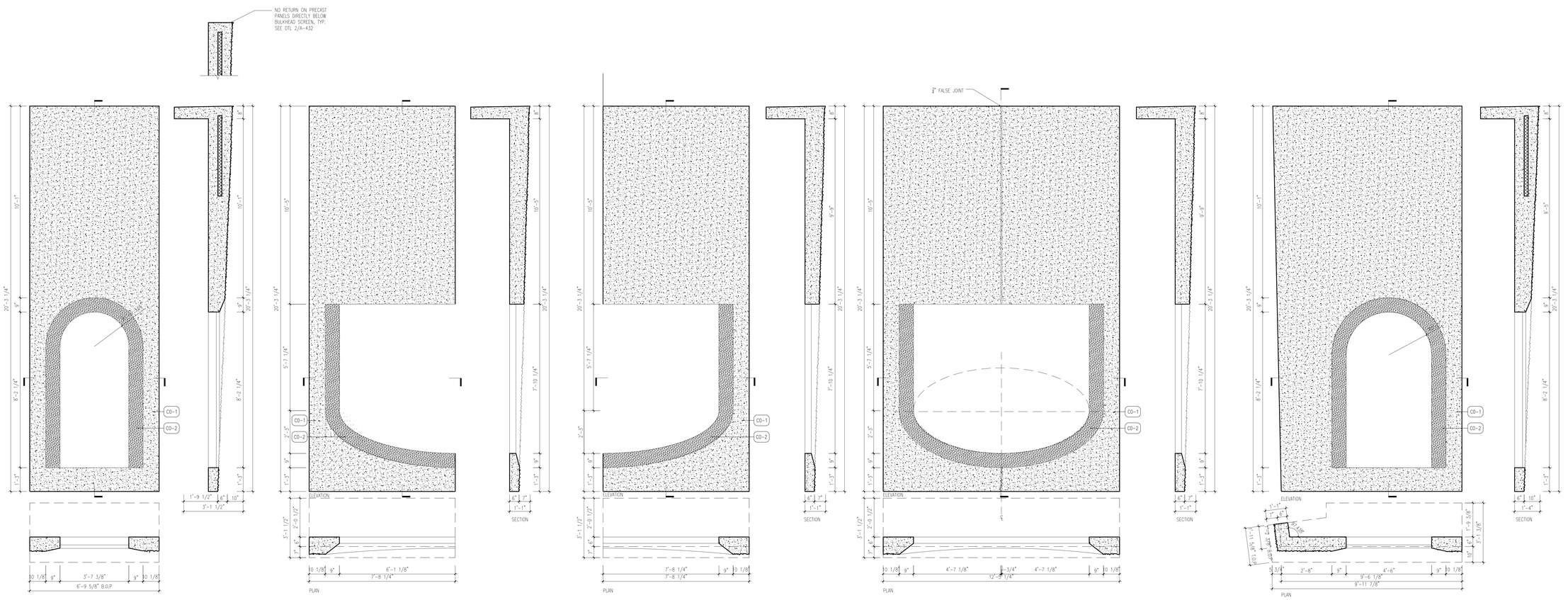

P-100 A-910 SCALE: 1/2" = 1'-0"

P-69 A-910 SCALE: 1/2"=1'0"

P-68 A-910 SCALE: 1/2"=1'0"

P-67 A-910 SCALE: 1/2"=1'0"

P-66 A-910 SCALE: 1/2"=1'0"

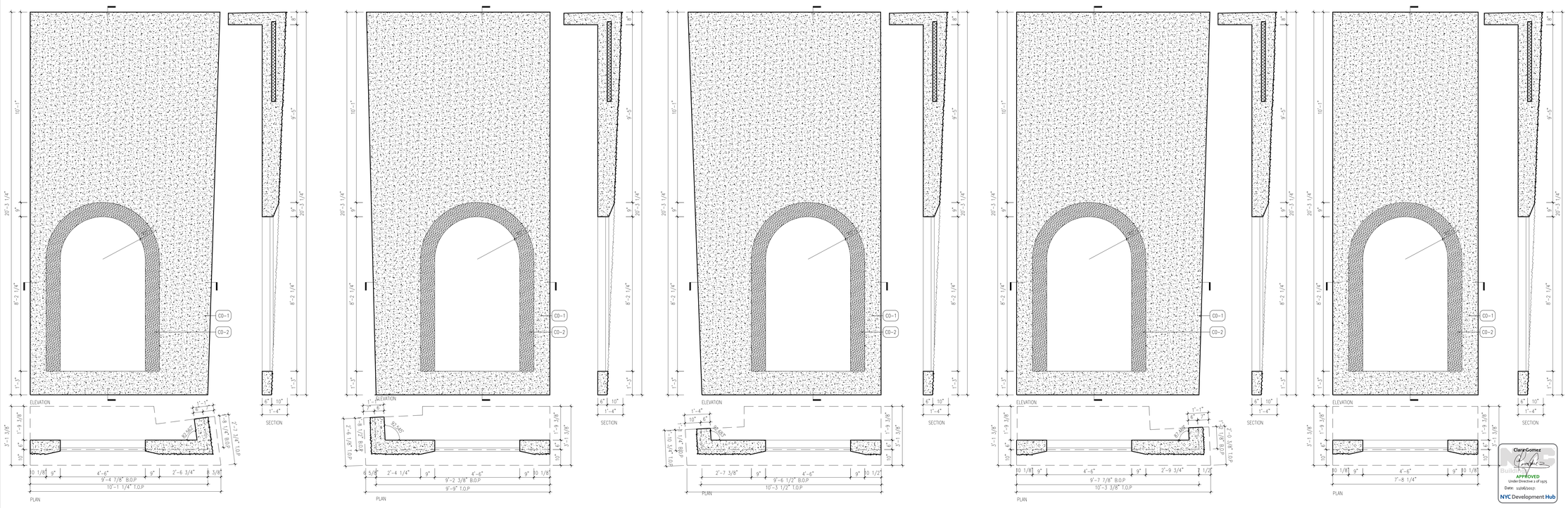

P-65 A-910 SCALE: 1/2"=1'0"

P-64 A-910 SCALE: 1/2"=1'0"

P-63 A-910 SCALE: 1/2"=1'0"

P-62 A-910 SCALE: 1/2"=1'0"

P-61 A-910 SCALE: 1/2"=1'0"

NOTES:

Number:	Date:	Revision:
9	10/30/2017	ISSUED TO DOB
8	07/24/2017	ASI-001 REVISED PRECAST RADII
7	06/14/2017	ISSUED FOR CONSTRUCTION
6	04/28/2017	PRE-CAST REVISIONS - # RFI 40
5	03/31/2017	95% CD SUBMISSION
4	01/20/2017	80% CD SUBMISSION
3	01/06/2017	DOB RE-SUBMISSION
2	12/16/2016	CORE & SHELL BUY SET - REVISED
1	11/11/2016	CORE & SHELL BUY SET

Project:
130 WILLIAM STREET
130 WILLIAM STREET
NEW YORK, NY 10038

Client:
THE LIGHTSTONE GROUP
130 WILLIAM STREET PROPERTY OWNER LLC
460 PARK AVE, 13TH FLOOR
NEW YORK, NY 10022
(212) 616-9971

Architect:
HILL | WEST ARCHITECTS
11 BROADWAY
17TH FLOOR
NEW YORK, NY 10004
T. 212 213 8007

Creative Director
Adjaye Associates
415 Broadway, 3rd Fl.
New York, NY 10013
(212) 965-8477

Building Structures:
McNamara Salvia
62 West 45th Street, 11th Fl.
New York, NY 10036
(212) 246-9800

MEP Engineer:
Ventrop ECG, LLC
365 W 34th Street, 3rd Fl.
New York, NY 10001
(212) 244-5060

Exterior Facade Consultant:
Gilsanz Murray Steficek, LLP
129 West 27th Street, 5th Fl.
New York, NY 10001
(212) 254-0030

Landscape Architect:
Weintraub Diaz, LLC
19 New Street
Nyack, NY 10960
(845) 353-2500

Civil Engineer & Acoustic Consultant:
AKRF Engineering PC
440 Park Avenue South, 7th Fl.
New York, NY 10016
(646) 388-9829

IT & Security Consultant:
Anj Communications
133 Sunny Ridge Road
Harrison, New York 10528
(914) 967-1967

Pool Consultant:
Integrated Aquatics Engineering, Inc.
75 Shewell Ave
Doylestown, PA 18901
(215) 230-8623

Elevator Consultant:
Jenkins and Huntington
1251 Avenue of the Americas
New York, NY 10020
(212)-696-1818

DOB STAMPS & SIGNATURES:

Clara Gomez
Buildings
APPROVED
Under Directive 1 of 1975
Date: 11/06/2017
NYC Development Hub

DWG TITLE:
PRECAST PANEL TYPES

NB#121192903

SEAL & SIGNATURE:
REGISTERED ARCHITECT
OF NEW YORK

DATE: 10/30/2017
PROJECT #: 14A26
SCALE: AS NOTED
DWG NO. A-910.00

I:\A15 CB Milan Sheltrack_Drawing Sets\15_Submissions

DEPT OF BLDGS 121192903 Job Number
E5715523130 Scan Code

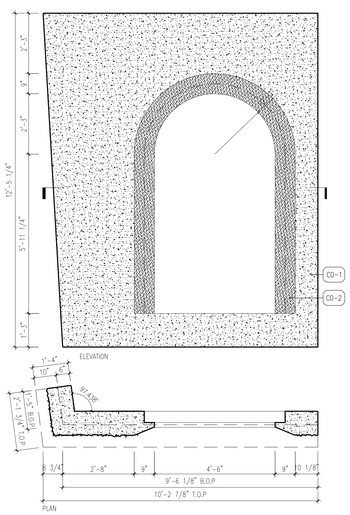

P-98
A-911 SCALE: 1/2" = 1'-0"

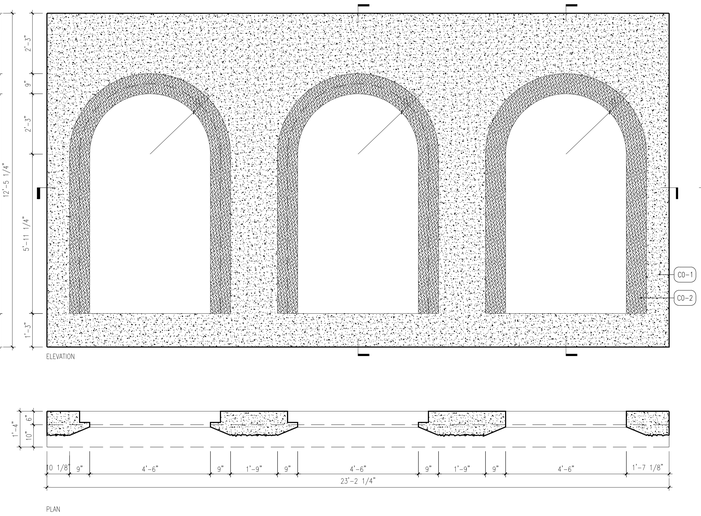

P-97
A-911 SCALE: 1/2" = 1'-0"

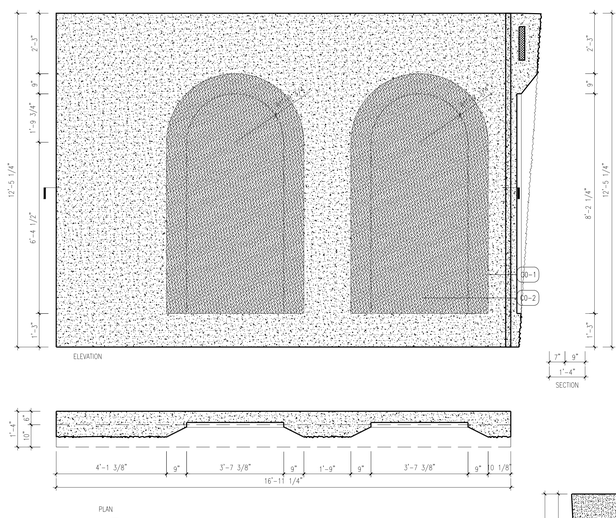

P-78A
A-911 SCALE: 1/2" = 1'-0"

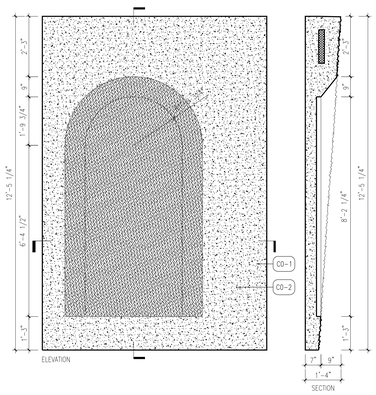

P-78B
A-911 SCALE: 1/2" = 1'-0"

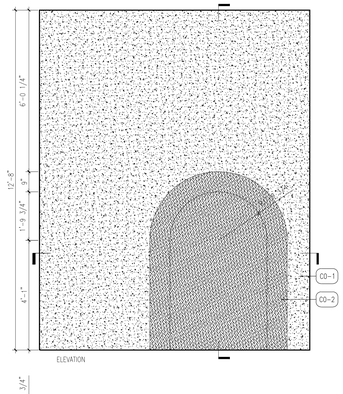

P-77A
A-911 SCALE: 1/2" = 1'-0"

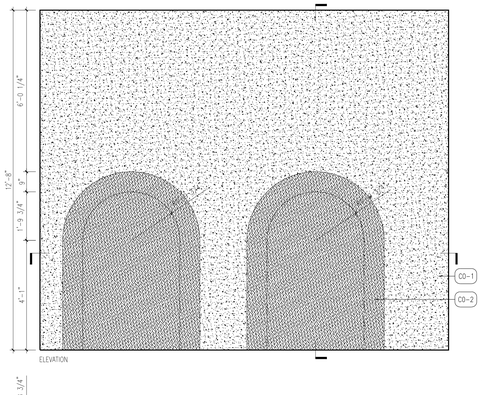

P-77B
A-911 SCALE: 1/2" = 1'-0"

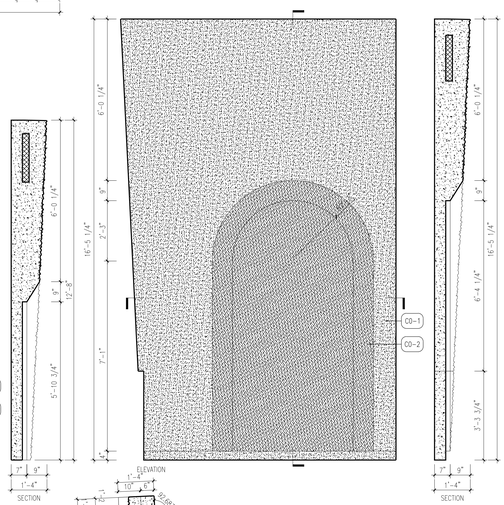

P-76
A-911 SCALE: 1/2" = 1'-0"

NOT USED

P-75 - NOT USED
A-911 SCALE: 1/2" = 1'-0"

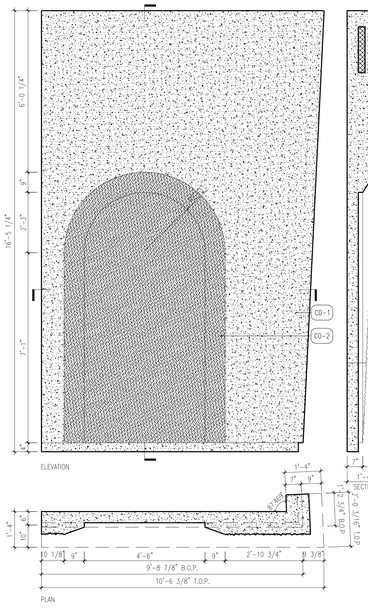

P-74
A-911 SCALE: 1/2" = 1'-0"

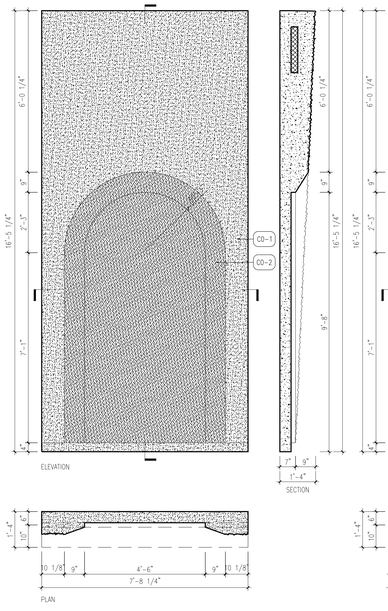

P-73
A-911 SCALE: 1/2" = 1'-0"

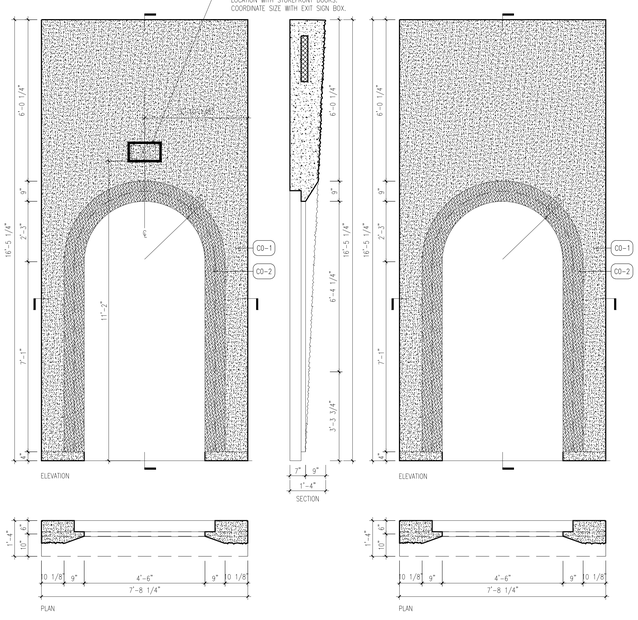

P-72
A-911 SCALE: 1/2" = 1'-0"

P-71
A-911 SCALE: 1/2" = 1'-0"

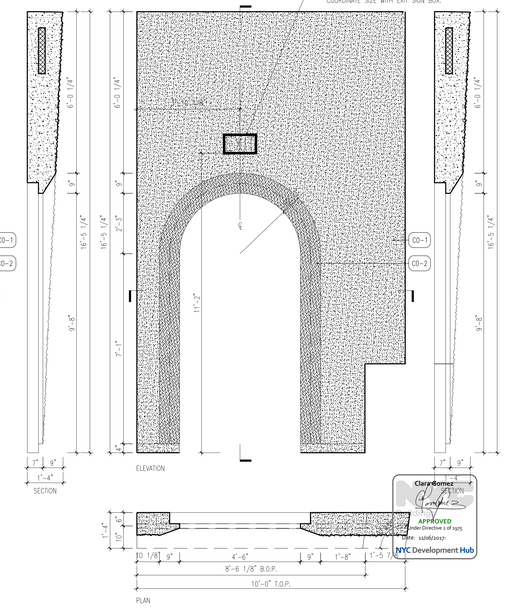

P-70
A-911 SCALE: 1/2" = 1'-0"

Clare Gomez
LICENSED REAL ESTATE SALESPERSON
APPROVED
Expiration Date: 11/06/2017
NYC Development Hub

NOTES:

Number:	Date:	Revision:
9	10/30/2017	ISSUED TO DOB
8	07/24/2017	ASI-001 REVISED PRECAST RADII
7	06/14/2017	ISSUED FOR CONSTRUCTION
6	04/28/2017	PRE-CAST REVISIONS - # RFI 40
5	03/31/2017	95% CD SUBMISSION
4	01/20/2017	80% CD SUBMISSION
3	01/06/2017	DOB RE-SUBMISSION
2	12/16/2016	CORE & SHELL BUY SET - REVISED
1	11/11/2016	CORE & SHELL BUY SET

Project:
130 WILLIAM STREET
130 WILLIAM STREET
NEW YORK, NY 10038

Client:
THE LIGHTSTONE GROUP
130 WILLIAM STREET PROPERTY OWNER LLC
460 PARK AVE, 13TH FLOOR
NEW YORK, NY 10022
(212) 616-9971

Architect:
HILL | WEST ARCHITECTS
11 BROADWAY
17TH FLOOR
NEW YORK, NY 10004
T. 212 213 8007

Creative Director
Adjaye Associates
415 Broadway, 3rd Fl.
New York, NY 10013
(212) 965-8477

Building Structures:
McNamara Salvia
62 West 45th Street, 11th Fl.
New York, NY 10036
(212) 246-9800

MEP Engineer:
Ventrop ECG, LLC
365 W 34th Street, 3rd Fl.
New York, NY 10001
(212) 244-5060

Exterior Facade Consultant:
Gilsanz Murray Steficek, LLP
129 West 27th Street, 5th Fl.
New York, NY 10001
(212) 254-0030

Landscape Architect:
Weintraub Diaz, LLC
19 New Street
Nyack, NY 10960
(845) 353-2500

Civil Engineer & Acoustic Consultant:
AKRF Engineering PC
440 Park Avenue South, 7th Fl.
New York, NY 10016
(646) 388-9829

IT & Security Consultant:
Anj Communications
133 Sunny Ridge Road
Harrison, New York 10528
(914) 967-1967

Pool Consultant:
Integrated Aquatics Engineering, Inc.
75 Shewell Ave
Doylestown, PA 18901
(215) 230-8623

Elevator Consultant:
Jenkins and Huntington
1251 Avenue of the Americas
New York, NY 10020
(212)-696-1818

DOB STAMPS & SIGNATURES:

DWG TITLE:
PRECAST PANEL TYPES

NB#121192903

SEAL & SIGNATURE:
REGISTERED ARCHITECT
DAVID CHARLES WEST
020853
STATE OF NEW YORK

DATE: 10/30/2017
PROJECT #: 14A26
SCALE: AS NOTED
DWG NO. A-911.00

J:\14A26 130 William Street\Arch_Drawing Set\15 Submissions

DEPT OF BLDGS 121192903 Job Number
B2021902731 Scan Code

P-88
A-912 SCALE: 1/2" = 1'-0"

P-85A
A-912 SCALE: 1/2" = 1'-0"

P-85B
A-912 SCALE: 1/2" = 1'-0"

P-84
A-912 SCALE: 1/2" = 1'-0"

P-83
A-912 SCALE: 1/2" = 1'-0"

P-82
A-912 SCALE: 1/2" = 1'-0"

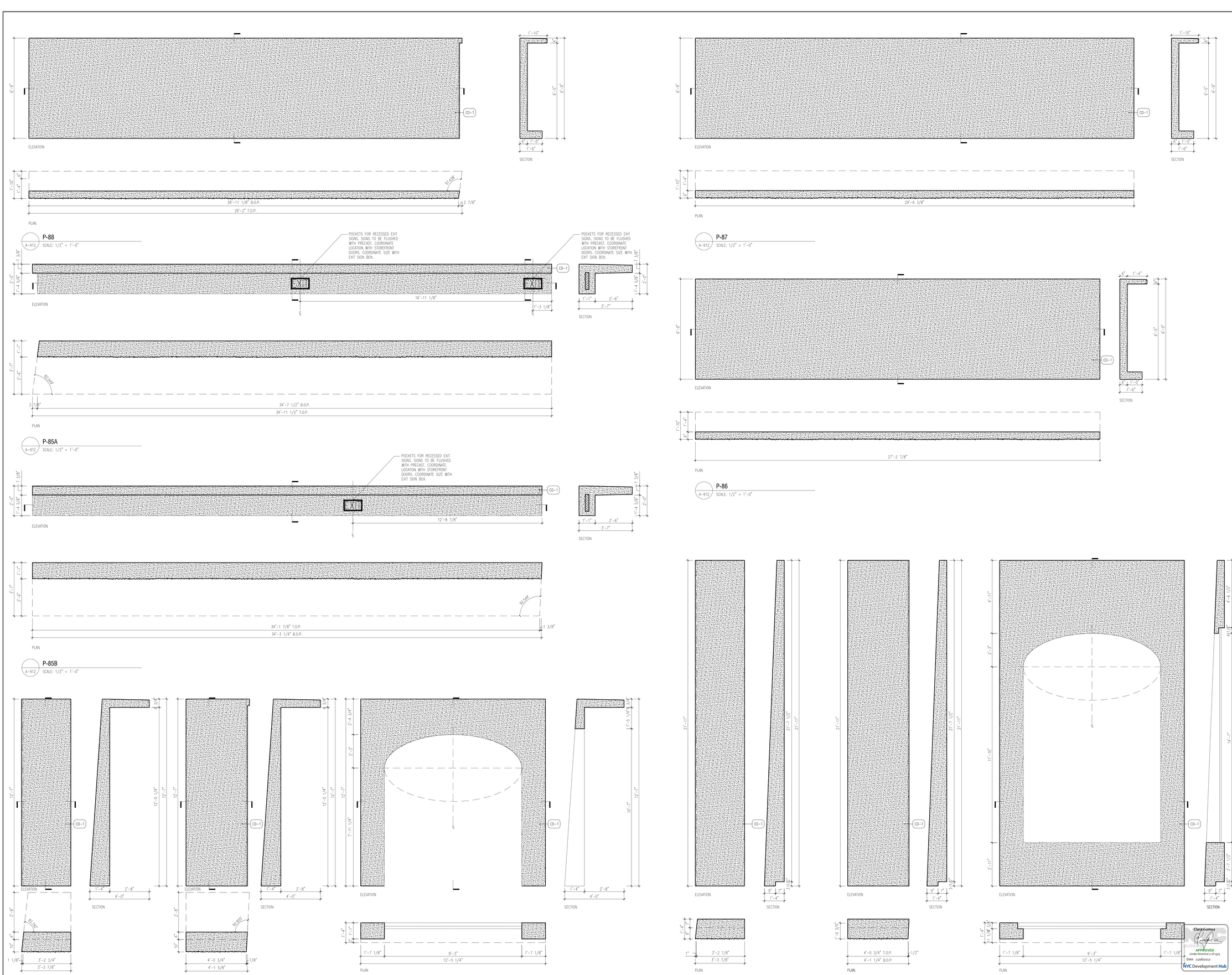

P-81
A-912 SCALE: 1/2" = 1'-0"

P-80
A-912 SCALE: 1/2" = 1'-0"

P-79
A-912 SCALE: 1/2" = 1'-0"

NOTES:

Number:	Date:	Revision:
10	10/30/2017	ASI - 015 4TH FLOOR RE-DESIGN
9	09/22/2017	ISSUED TO DOB
8	07/24/2017	ASI-001 REVISED PRECAST RADII
7	06/14/2017	ISSUED FOR CONSTRUCTION
6	04/28/2017	PRE-CAST REVISIONS - # RFI 40
5	03/31/2017	95% CD SUBMISSION
4	01/20/2017	80% CD SUBMISSION
3	01/06/2017	DOB RE-SUBMISSION
2	12/16/2016	CORE & SHELL BUY SET - REVISED
1	11/11/2016	CORE & SHELL BUY SET

Project:
130 WILLIAM STREET
130 WILLIAM STREET
NEW YORK, NY 10038

Client:
THE LIGHTSTONE GROUP
130 WILLIAM STREET PROPERTY OWNER LLC
460 PARK AVE, 13TH FLOOR
NEW YORK, NY 10022
(212) 616-9971

Architect:
HILL | WEST ARCHITECTS
11 BROADWAY
17TH FLOOR
NEW YORK, NY 10004
T. 212 213 8007

Creative Director
Adjaye Associates
415 Broadway, 3rd Fl.
New York, NY 10013
(212) 965-8477

Building Structures:
McNamara Salvia
62 West 45th Street, 11th Fl.
New York, NY 10036
(212) 246-9800

MEP Engineer:
Ventrop ECG, LLC
365 W 34th Street, 3rd Fl.
New York, NY 10001
(212) 244-5060

Exterior Facade Consultant:
Gilsanz Murray Steficek, LLP
129 West 27th Street, 5th Fl.
New York, NY 10001
(212) 254-0030

Landscape Architect:
Weintraub Diaz, LLC
19 New Street
Nyack, NY 10960
(845) 353-2500

Civil Engineer & Acoustic Consultant:
AKRF Engineering PC
440 Park Avenue South, 7th Fl.
New York, NY 10016
(646) 388-9829

IT & Security Consultant:
Anj Communications
133 Sunny Ridge Road
Harrison, New York 10528
(914) 967-1967

Pool Consultant:
Integrated Aquatics Engineering, Inc.
75 Shewell Ave
Doylestown, PA 18901
(215) 230-8623

Elevator Consultant:
Jenkins and Huntington
1251 Avenue of the Americas
New York, NY 10020
(212)-696-1818

DOB STAMPS & SIGNATURES:

DWG TITLE:
PRECAST PANEL TYPES

NB#121192903

SEAL & SIGNATURE:
REGISTERED ARCHITECT
DAVID CHARLES WEST
No. 026857
STATE OF NEW YORK

DATE: 10/30/2017
PROJECT #: 14A26
SCALE: AS NOTED
DWG NO. A-912.00

J:\14A26 130 William Street\01_Drawing Set\11_Submissions

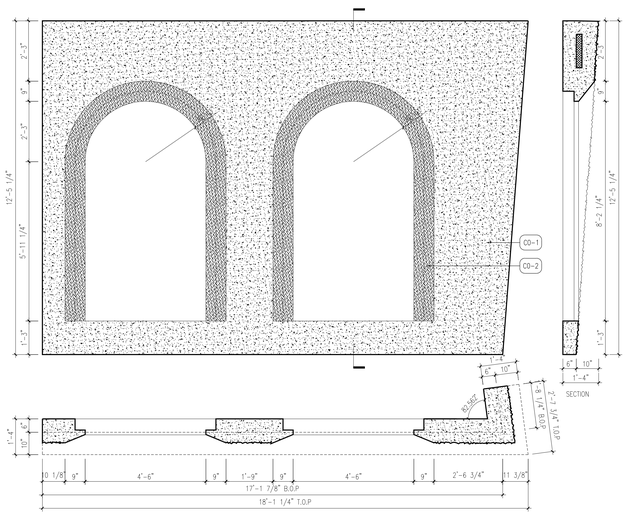

P-99
A-913 SCALE: 1/2" = 1'-0"

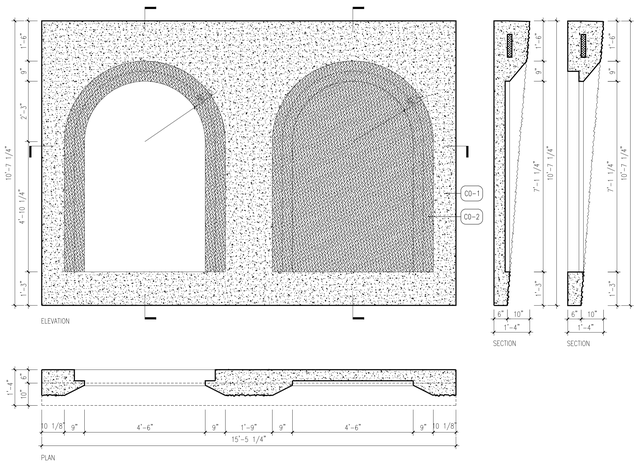

P-96
A-913 SCALE: 1/2" = 1'-0"

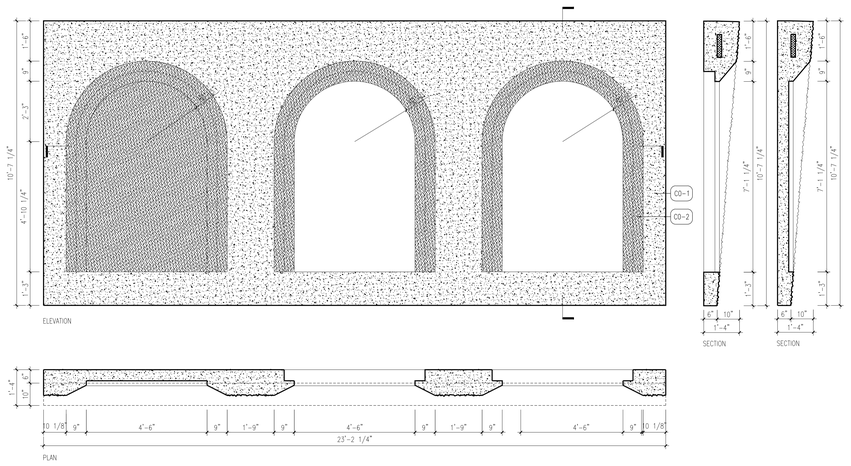

P-95
A-913 SCALE: 1/2" = 1'-0"



P-94 - NOT USED
A-913 SCALE: 1/2" = 1'-0"

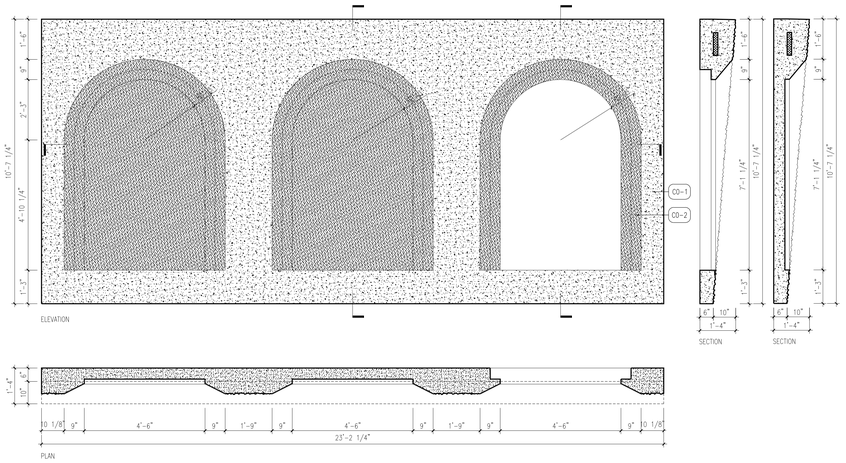

P-93
A-913 SCALE: 1/2" = 1'-0"

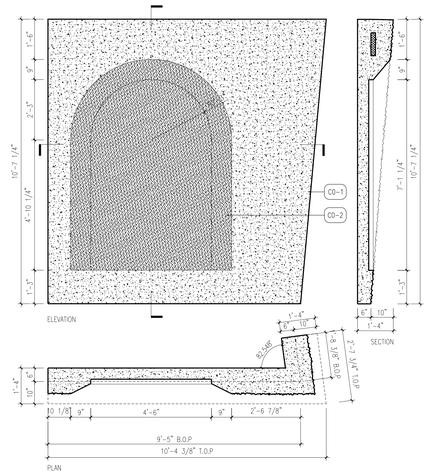

P-92
A-913 SCALE: 1/2" = 1'-0"

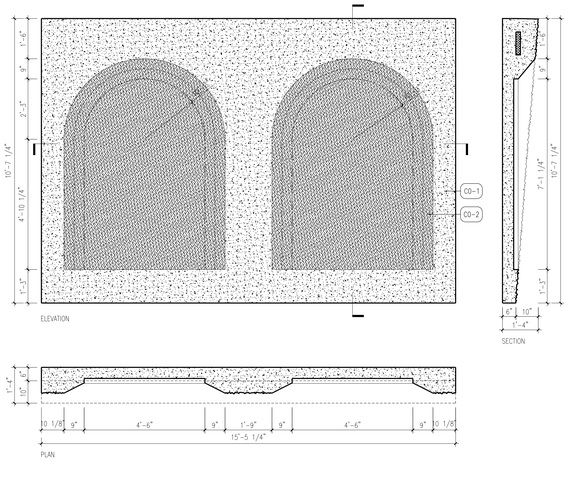

P-91
A-913 SCALE: 1/2" = 1'-0"

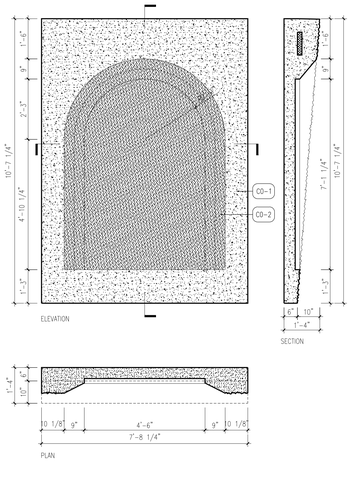

P-90
A-913 SCALE: 1/2" = 1'-0"

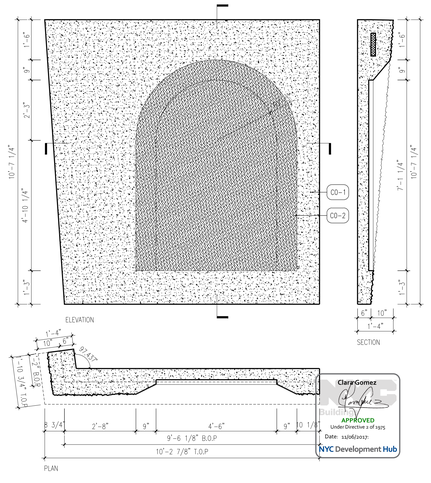

P-89
A-913 SCALE: 1/2" = 1'-0"

NOTES:

Number:	Date:	Revision:
8	10/30/2017	ISSUED TO DOB
7	06/14/2017	ISSUED FOR CONSTRUCTION
6	04/28/2017	PRE-CAST REVISIONS - #RFI 40
5	03/31/2017	95% CD SUBMISSION
4	01/20/2017	80% CD SUBMISSION
3	01/06/2017	DOB RE-SUBMISSION
2	12/16/2016	CORE & SHELL BUY SET - REVISED
1	11/11/2016	CORE & SHELL BUY SET

Project:
130 WILLIAM STREET
130 WILLIAM STREET
NEW YORK, NY 10038

Client:
THE LIGHTSTONE GROUP
130 WILLIAM STREET PROPERTY OWNER LLC
460 PARK AVE, 13TH FLOOR
NEW YORK, NY 10022
(212) 616-9971

Architect:
HILL | WEST ARCHITECTS
11 BROADWAY
17TH FLOOR
NEW YORK, NY 10004
T. 212 213 8007

Creative Director
Adjaye Associates
415 Broadway, 3rd Fl.
New York, NY 10013
(212) 965-8477

Building Structures:
McNamara Salvia
62 West 45th Street, 11th Fl.
New York, NY 10036
(212) 246-9800

MEP Engineer:
Ventrop ECG, LLC
365 W 34th Street, 3rd Fl.
New York, NY 10001
(212) 244-5060

Exterior Facade Consultant:
Gilsanz Murray Steficek, LLP
129 West 27th Street, 5th Fl.
New York, NY 10001
(212) 254-0030

Landscape Architect:
Weintraub Diaz, LLC
19 New Street
Nyack, NY 10960
(845) 353-2500

Civil Engineer & Acoustic Consultant:
AKRF Engineering PC
440 Park Avenue South, 7th Fl.
New York, NY 10016
(646) 388-9829

IT & Security Consultant:
Anj Communications
133 Sunny Ridge Road
Harrison, New York 10528
(914) 967-1967

Pool Consultant:
Integrated Aquatics Engineering, Inc.
75 Shewell Ave
Doylestown, PA 18901
(215) 230-8623

Elevator Consultant:
Jenkins and Huntington
1251 Avenue of the Americas
New York, NY 10020
(212)-696-1818

DOB STAMPS & SIGNATURES:

DWG TITLE:
PRECAST PANEL TYPES

NB#121192903

SEAL & SIGNATURE:
REGISTERED ARCHITECT DAVID CHARLES WEST 020851 STATE OF NEW YORK

DATE: 10/30/2017
PROJECT #: 14A26
SCALE: AS NOTED
A-913.00
DWG NO.

J:\14A26 130 William Street\Arch\1_Drawing Sets\110_Submissions

DEPT OF BLDGS 121192903 Job Number
B3495390660 Scan Code

SUPERSEDED BY A-300 & A-301



4 A-914 NORTH ELEVATION
SCALE : 1/32" = 1'-0"

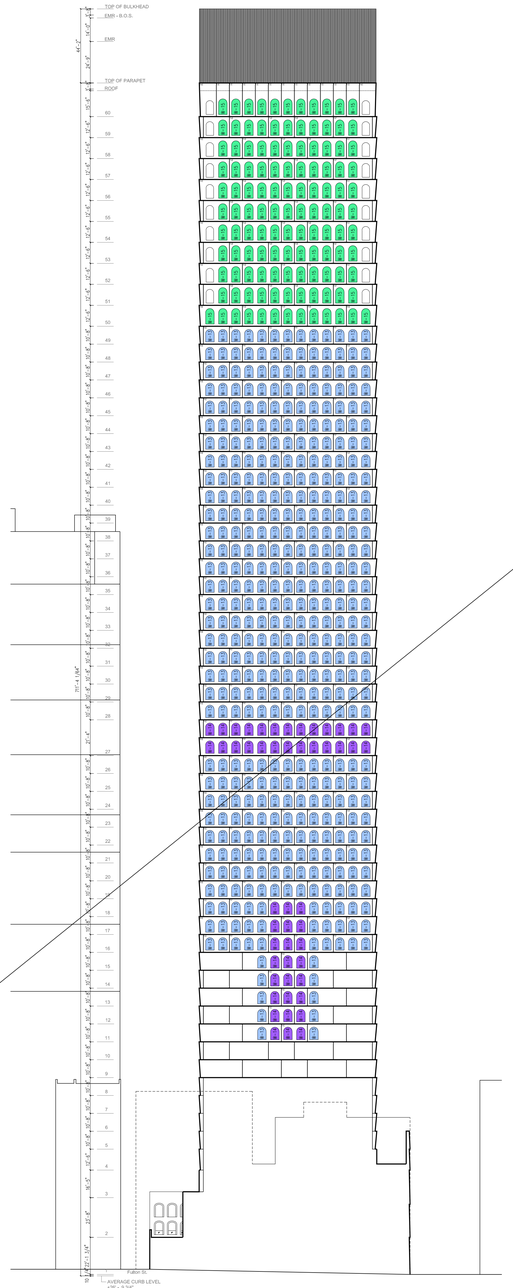

3 A-914 EAST ELEVATION
SCALE : 1/32" = 1'-0"



2 A-914 SOUTH ELEVATION
SCALE : 1/32" = 1'-0"



1 A-914 WEST ELEVATION
SCALE : 1/32" = 1'-0"

NOTES:

8	10/30/2017	ISSUED TO DOB
7	06/14/2017	ISSUED FOR CONSTRUCTION
6	04/28/2017	PRE-CAST REVISIONS - # RFI 40
5	03/31/2017	95% CD SUBMISSION
4	01/20/2017	80% CD SUBMISSION
3	01/06/2017	DOB RE-SUBMISSION
2	12/16/2016	CORE & SHELL BUY SET - REVISED
1	11/11/2016	CORE & SHELL BUY SET
Number:	Date:	Revision:

Project:
130 WILLIAM STREET
130 WILLIAM STREET
NEW YORK, NY 10038

Client:
THE LIGHTSTONE GROUP
130 WILLIAM STREET PROPERTY OWNER LLC
460 PARK AVE, 13TH FLOOR
NEW YORK, NY 10022
(212) 616-9971

Architect:
HILL | WEST ARCHITECTS
11 BROADWAY
17TH FLOOR
NEW YORK, NY 10004
T. 212 213 8007

Creative Director
Adjaye Associates
415 Broadway, 3rd Fl.
New York, NY 10013
(212) 965-8477

Building Structures:
McNamara Salvia
62 West 45th Street, 11th Fl.
New York, NY 10036
(212) 246-9800

MEP Engineer:
Ventrop ECG, LLC
365 W 34th Street, 3rd Fl.
New York, NY 10001
(212) 244-5060

Exterior Facade Consultant:
Gilsanz Murray Steficek, LLP
129 West 27th Street, 5th Fl.
New York, NY 10001
(212) 254-0030

Landscape Architect:
Weintraub Diaz, LLC
19 New Street
Nyack, NY 10960
(845) 353-2500

Civil Engineer & Acoustic Consultant:
AKRF Engineering PC
440 Park Avenue South, 7th Fl.
New York, NY 10016
(646) 388-9829

IT & Security Consultant:
Anj Communications
133 Sunny Ridge Road
Harrison, New York 10528
(914) 967-1967

Pool Consultant:
Integrated Aquatics Engineering, Inc.
75 Shewell Ave
Doylestown, PA 18901
(215) 230-8623

Elevator Consultant:
Jenkins and Huntington
1251 Avenue of the Americas
New York, NY 10020
(212)-696-1818

DOB STAMPS & SIGNATURES:

Clare Gomez
APPROVED
Under Directive 1 of 1975
Date: 11/06/2017
NYC Development Hub

DWG TITLE:
WINDOW ELEVATIONS

NB#121192903

SEAL & SIGNATURE:
REGISTERED ARCHITECT
JOHN CHARLES MURRAY
025080
STATE OF NEW YORK

DATE: 10/30/2017
PROJECT #: 14A26
SCALE: AS NOTED
A-914.00
DWG NO.

J:\14A26 130 William Street\Arch_Drawing Sets\15_Submissions

DEPT OF BLDGS 421320925 Job Number
B1916008595 Scan Code

SUPERSEDED BY A-330

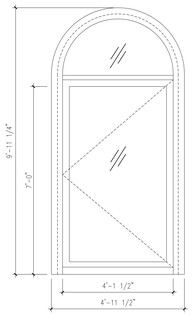

W19 - 12'-6" S PH OUTSWING DOOR (46.6 SQ.FT)
A-915 SCALE: 1/2" = 1'-0"

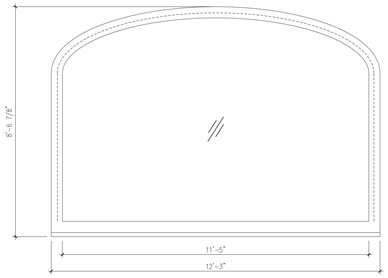

W18 - 12'-6" S PH LARGE WINDOW FIXED(98.5 SQ.FT)
A-915 SCALE: 1/2" = 1'-0"

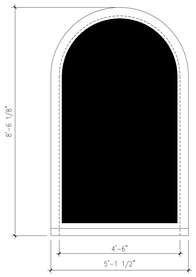

W17 - 12'-6" TYPICAL SPANDREL (40.8 SQ.FT)
A-915 SCALE: 1/2" = 1'-0"

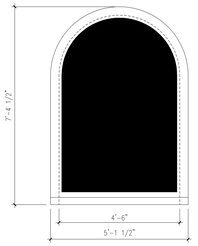

W16 - 10'-8" TYPICAL SPANDREL (34.9 SQ.FT)
A-915 SCALE: 1/2" = 1'-0"

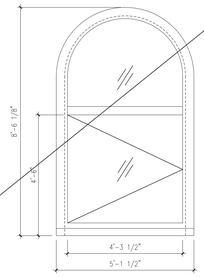

W15 - 12'-6" TYPICAL PH WINDOW OPERABLE (40.8 SQ.FT)
A-915 SCALE: 1/2" = 1'-0"

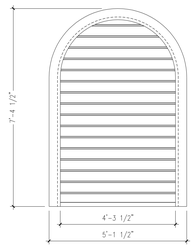

W14 - 10'-8" TYPICAL LOUVER (34.9 SQ.FT)
A-915 SCALE: 1/2" = 1'-0"

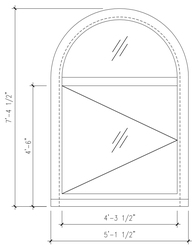

W13 - 10'-8" TYPICAL WINDOW OPERABLE (34.9 SQ.FT)
A-915 SCALE: 1/2" = 1'-0"

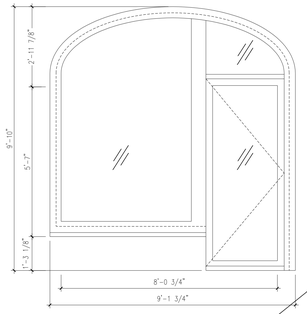

W12 - 12'-6" NORTH LOGGIA WINDOW FIXED - SMALL (77.7 SQ.FT)
A-915 SCALE: 1/2" = 1'-0"

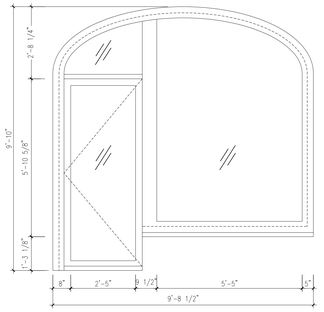

W11 - 12'-6" NORTH PH OPERABLE (82.2 SQ.FT)
A-915 SCALE: 1/2" = 1'-0"

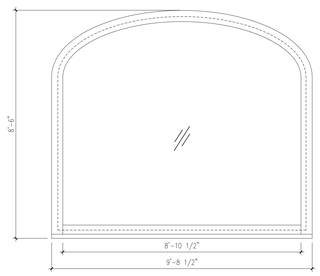

W10 - 12'-6" NORTH PH WINDOW FIXED (77.3 SQ.FT)
A-915 SCALE: 1/2" = 1'-0"

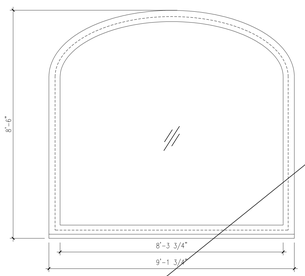

W09 - 12'-6" NORTH LOGGIA WINDOW FIXED - SMALL (72.8 SQ.FT)
A-915 SCALE: 1/2" = 1'-0"

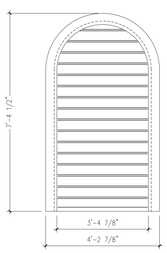

W08 - 10'-8" NORTH ARMPIT LOUVER (29.4 SQ.FT)
A-915 SCALE: 1/2" = 1'-0"

NOT USED
(REFER TO STOREFRONT DETAILS)

W07 - 12'-6" NORTH FLR 3 FIXED WINDOW (153.9 SQ.FT)
A-915 SCALE: 1/2" = 1'-0"

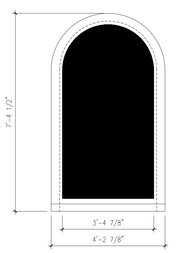

W06 - 10'-8" NORTH ARMPIT SPANDREL (29.4 SQ.FT)
A-915 SCALE: 1/2" = 1'-0"

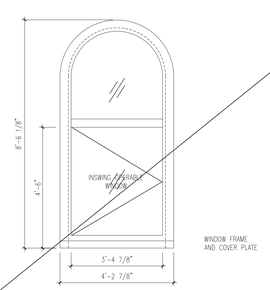

W05 - 12'-6" NORTH ARMPIT PH OPERABLE WINDOW TYP (34.1 SQ.FT)
A-915 SCALE: 1/2" = 1'-0"

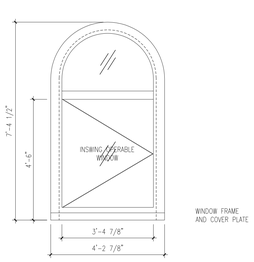

W04 - 10'-8" NORTH ARMPIT WINDOW TYPICAL (29.4 SQ.FT)
A-915 SCALE: 1/2" = 1'-0"

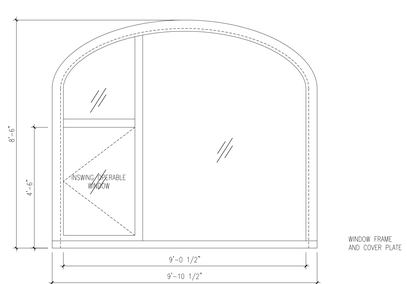

W03 - 12'-6" NORTH FLR 53 - PENTHOUSE (78.4 SQ.FT)
A-915 SCALE: 1/2" = 1'-0"

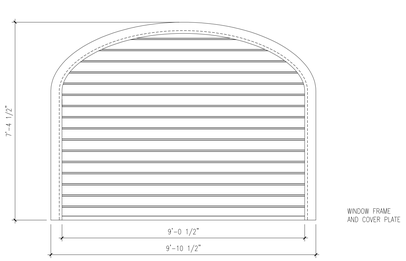

W02 - 10'-8" TYPICAL NORTH WIDE LOUVER (67.3 SQ.FT)
A-915 SCALE: 1/2" = 1'-0"

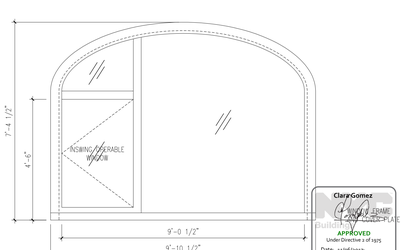

W01 - 10'-8" TYPICAL NORTH WIDE (67.3 SQ.FT)
A-915 SCALE: 1/2" = 1'-0"

NOTES:

Number:	Date:	Revision:
6	10/30/2017	ISSUED TO DOB
5	06/14/2017	ISSUED FOR CONSTRUCTION
4	03/31/2017	95% CD SUBMISSION
3	01/20/2017	80% CD SUBMISSION
2	12/16/2016	CORE & SHELL BUY SET - REVISED
1	11/11/2016	CORE & SHELL BUY SET

Project:
130 WILLIAM STREET
130 WILLIAM STREET
NEW YORK, NY 10038

Client:
THE LIGHTSTONE GROUP
130 WILLIAM STREET PROPERTY OWNER LLC
460 PARK AVE, 13TH FLOOR
NEW YORK, NY 10022
(212) 616-9971

Architect:
HILL | WEST ARCHITECTS
11 BROADWAY
17TH FLOOR
NEW YORK, NY 10004
T. 212 213 8007

Creative Director
Adjaye Associates
415 Broadway, 3rd Fl.
New York, NY 10013
(212) 965-8477

Building Structures:
McNamara Salvia
62 West 45th Street, 11th Fl.
New York, NY 10036
(212) 246-9800

MEP Engineer:
Ventrop ECG, LLC
365 W 34th Street, 3rd Fl.
New York, NY 10001
(212) 244-5060

Exterior Facade Consultant:
Gilsanz Murray Steficek, LLP
129 West 27th Street, 5th Fl.
New York, NY 10001
(212) 254-0030

Landscape Architect:
Weintraub Diaz, LLC
19 New Street
Nyack, NY 10960
(845) 353-2500

Civil Engineer & Acoustic Consultant:
AKRF Engineering PC
440 Park Avenue South, 7th Fl.
New York, NY 10016
(646) 388-9829

IT & Security Consultant:
Anj Communications
133 Sunny Ridge Road
Harrison, New York 10528
(914) 967-1967

Pool Consultant:
Integrated Aquatics Engineering, Inc.
75 Shewell Ave
Doylestown, PA 18901
(215) 230-8623

Elevator Consultant:
Jenkins and Huntington
1251 Avenue of the Americas
New York, NY 10020
(212)-696-1818

DOB STAMPS & SIGNATURES:

DWG TITLE:
WINDOW TYPES

NB#121192903

SEAL & SIGNATURE:
REGISTERED ARCHITECT
CHARLES RENFRO
No. 026861
STATE OF NEW YORK

DATE: 10/30/2017
PROJECT #: 14426
SCALE: AS NOTED
DWG NO. A-915.00

© HILL WEST ARCHITECTS | Drawing date: 10_30/2017

DEPT OF BLDGS 121192903 Job Number
E5846306159 Scan Code

SUPERSEDED BY A-330

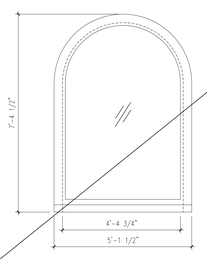

W24 - PLAZA FIXED WINDOW (35.0 SQ.FT)
A-916 SCALE: 1/2" = 1'-0"



W23 - 12'-6" TYPICAL PH ARMPIT SPANDREL (34.1 SQ.FT)
A-916 SCALE: 1/2" = 1'-0"

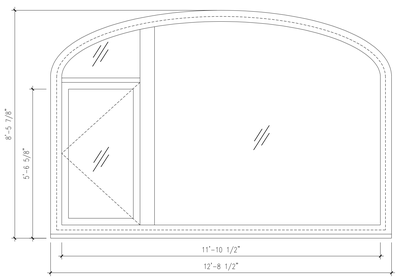

W22 -12'-6" S 60 PH OPERABLE FIXED (101.0 SQ.FT)
A-916 SCALE: 1/2" = 1'-0"

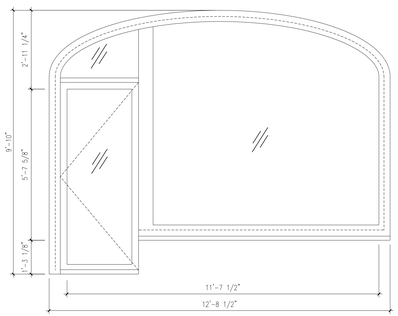

W21 - 12'-6" S PH DOOR AND FIXED (106.6 SQFT)
A-916 SCALE: 1/2" = 1'-0"

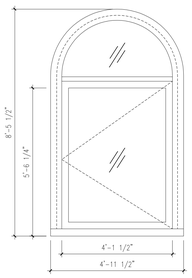

W20 - 12'-6" S PH WINDOW TYP OUTSWING OPERABLE (39.3 SQFT)
A-916 SCALE: 1/2" = 1'-0"

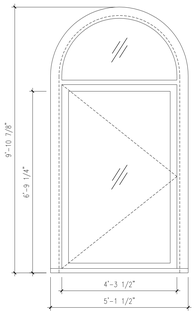

W26 - FLR 3 FULL OPERABLE INSWING DOOR (47.9 SQ.FT)
A-916 SCALE: 1/2" = 1'-0"

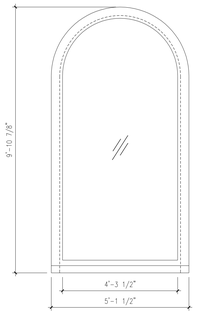

W 25 -FLR 3 FULL HEIGHT FIXED WINDOW (47.9 SQ.FT)
A-916 SCALE: 1/2" = 1'-0"

NOTES:

Number:	Date:	Revision:
6	10/30/2017	ISSUED TO DOB
5	06/14/2017	ISSUED FOR CONSTRUCTION
4	03/31/2017	95% CD SUBMISSION
3	01/20/2017	80% CD SUBMISSION
2	12/16/2016	CORE & SHELL BUY SET - REVISED
1	11/11/2016	CORE & SHELL BUY SET

Project:
130 WILLIAM STREET
130 WILLIAM STREET
NEW YORK, NY 10038

Client:
THE LIGHTSTONE GROUP
130 WILLIAM STREET PROPERTY OWNER LLC
460 PARK AVE, 13TH FLOOR
NEW YORK, NY 10022
(212) 616-9971

Architect:
HILL | WEST ARCHITECTS
11 BROADWAY
17TH FLOOR
NEW YORK, NY 10004
T. 212 213 8007

Creative Director
Adjaye Associates
415 Broadway, 3rd Fl.
New York, NY 10013
(212) 965-8477

Building Structures:
McNamara Salvia
62 West 45th Street, 11th Fl.
New York, NY 10036
(212) 246-9800

MEP Engineer:
Ventrop ECG, LLC
365 W 34th Street, 3rd Fl.
New York, NY 10001
(212) 244-5060

Exterior Facade Consultant:
Gilsanz Murray Steficek, LLP
129 West 27th Street, 5th Fl.
New York, NY 10001
(212) 254-0030

Landscape Architect:
Weintraub Diaz, LLC
19 New Street
Nyack, NY 10960
(845) 353-2500

Civil Engineer & Acoustic Consultant:
AKRF Engineering PC
440 Park Avenue South, 7th Fl.
New York, NY 10016
(646) 388-9829

IT & Security Consultant:
Anj Communications
133 Sunny Ridge Road
Harrison, New York 10528
(914) 967-1967

Pool Consultant:
Integrated Aquatics Engineering, Inc.
75 Shewell Ave
Doylestown, PA 18901
(215) 230-8623

Elevator Consultant:
Jenkins and Huntington
1251 Avenue of the Americas
New York, NY 10020
(212)-696-1818

DOB STAMPS & SIGNATURES:

DWG TITLE:
WINDOW TYPES

NB#121192903

SEAL & SIGNATURE:
REGISTERED ARCHITECT
DAVID CHARLES WEST
STATE OF NEW YORK

DATE: 10/30/2017
PROJECT #: 14A26
SCALE: AS NOTED
A-916.00
DWG NO.

© 2015 130 William Street Architect_Drawing Set 10_Submission

DEPT OF BLDGS 121192903 Job Number
B2500871795 Scan Code

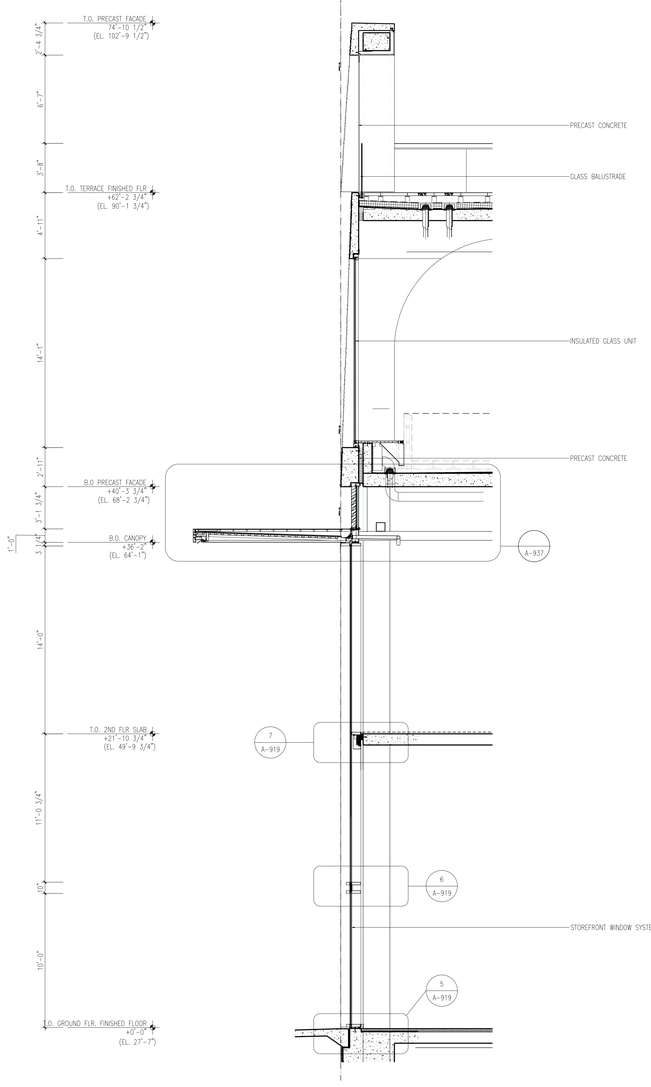

3 A-919 FULTON STREET FACADE SECTION
SCALE: 1/4" = 1'-0"

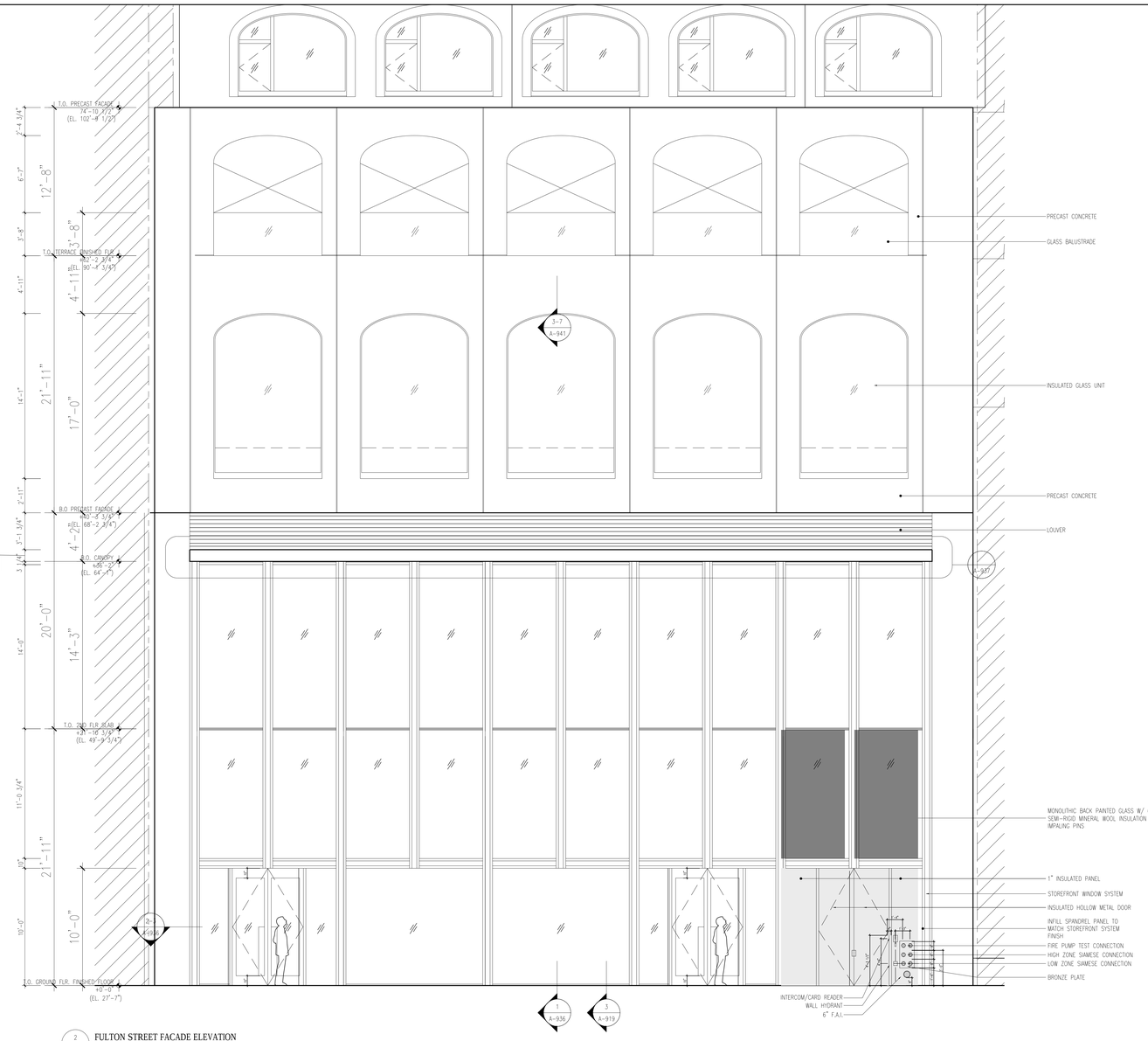

2 A-919 FULTON STREET FACADE ELEVATION
SCALE: 1/4" = 1'-0"

REFER TO WINDOW SCHEDULE (A-330.00, A-331.00, A-332.00) FOR THERMAL PERFORMANCE DATA OF ALL FENESTRATION AREAS

4 A-919 PERSPETIVE OF FULTON STREET FACADE
SCALE: N/A

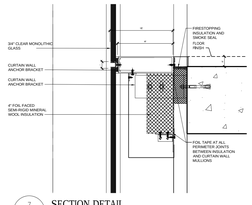

7 A-919 SECTION DETAIL
SCALE: 1-1/2" = 1'-0"

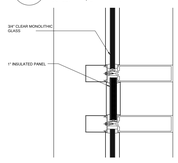

6 A-919 SECTION DETAIL
SCALE: 1-1/2" = 1'-0"

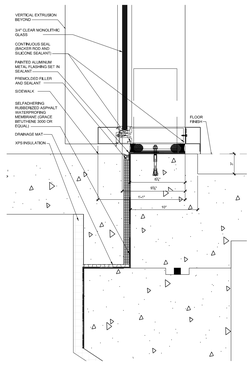

5 A-919 SECTION DETAIL
SCALE: 1-1/2" = 1'-0"

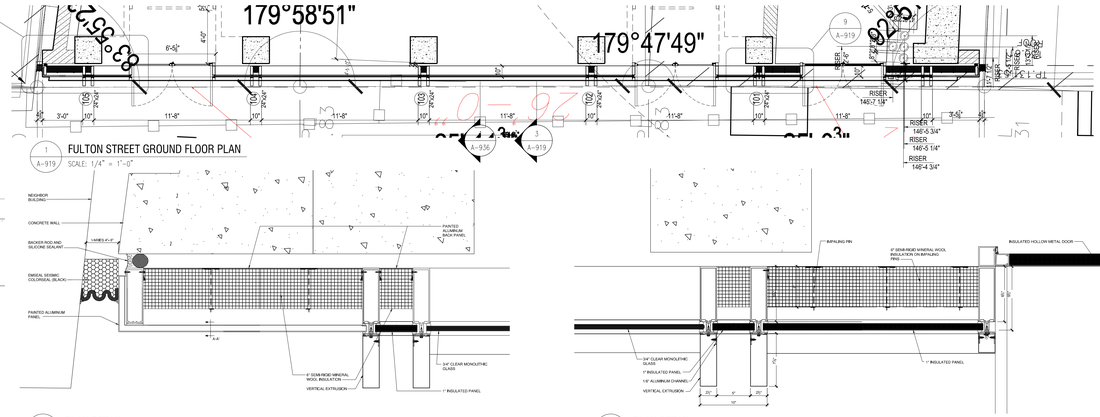

8 A-919 PLAN DETAIL
SCALE: 1-1/2" = 1'-0"

1 A-919 FULTON STREET GROUND FLOOR PLAN
SCALE: 1/4" = 1'-0"

9 A-919 PLAN DETAIL
SCALE: 1-1/2" = 1'-0"

NOTES:

Number:	Date:	Revision:
8	10/30/2017	ISSUED TO DOB
7	07/25/2017	ASI-003 FULTON ST. SIAMESE
6	07/24/2017	ASI-001 REVISED PRECAST RADII
5	06/14/2017	ISSUED FOR CONSTRUCTION
4	03/31/2017	95% CD SUBMISSION
3	01/20/2017	80% CD SUBMISSION
2	01/06/2017	DOB RE-SUBMISSION
1	11/11/2016	CORE & SHELL BUY SET

Project:
130 WILLIAM STREET
130 WILLIAM STREET
NEW YORK, NY 10038

Client:
THE LIGHTSTONE GROUP
130 WILLIAM STREET PROPERTY OWNER LLC
460 PARK AVE, 13TH FLOOR
NEW YORK, NY 10022
(212) 616-9971

Architect:
HILL | WEST ARCHITECTS
11 BROADWAY
17TH FLOOR
NEW YORK, NY 10004
T. 212 213 8007

Creative Director
Adjaye Associates
415 Broadway, 3rd Fl.
New York, NY 10013
(212) 965-8477

Building Structures:
McNamara Salvia
62 West 45th Street, 11th Fl.
New York, NY 10036
(212) 246-9800

MEP Engineer:
Ventrop ECG, LLC
365 W 34th Street, 3rd Fl.
New York, NY 10001
(212) 244-5060

Exterior Facade Consultant:
Gilsanz Murray Steficek, LLP
129 West 27th Street, 5th Fl.
New York, NY 10001
(212) 254-0030

Landscape Architect:
Weintraub Diaz, LLC
19 New Street
Nyack, NY 10960
(845) 353-2500

Civil Engineer & Acoustic Consultant:
AKRF Engineering PC
440 Park Avenue South, 7th Fl.
New York, NY 10016
(646) 388-9829

IT & Security Consultant:
Anj Communications
133 Sunny Ridge Road
Harrison, New York 10528
(914) 967-1967

Pool Consultant:
Integrated Aquatics Engineering, Inc.
75 Shewell Ave
Doylestown, PA 18901
(215) 230-8623

Elevator Consultant:
Jenkins and Huntington
1251 Avenue of the Americas
New York, NY 10020
(212)-696-1818

DOB STAMPS & SIGNATURES:

Clara Gomez
APPROVED
Under Directive 2 of 1975
Date: 11/16/2017
NYC Development Hub

DWG TITLE:
ENLARGED FULTON STREET STOREFRONT

NB#121192903

SEAL & SIGNATURE:
REGISTERED ARCHITECT
GLEN CHARLES WEST
STATE OF NEW YORK
COUNTY

DATE: 10/30/2017
PROJECT #: 14426
SCALE: 1/4" = 1'-0"
A-919.00
DWG NO.

Z:\14426 130 William Street\Arch\01_Drawing Sets\10_Submissions

DEPT OF BLDGS 121192903 Job Number
E389984306420 Scan Code

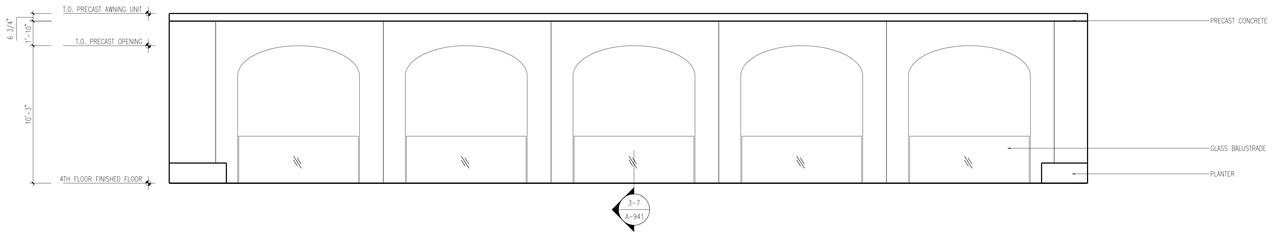

3 A-920 — 4TH FLOOR TERRACE ELEVATION
SCALE: 1/4" = 1'-0"

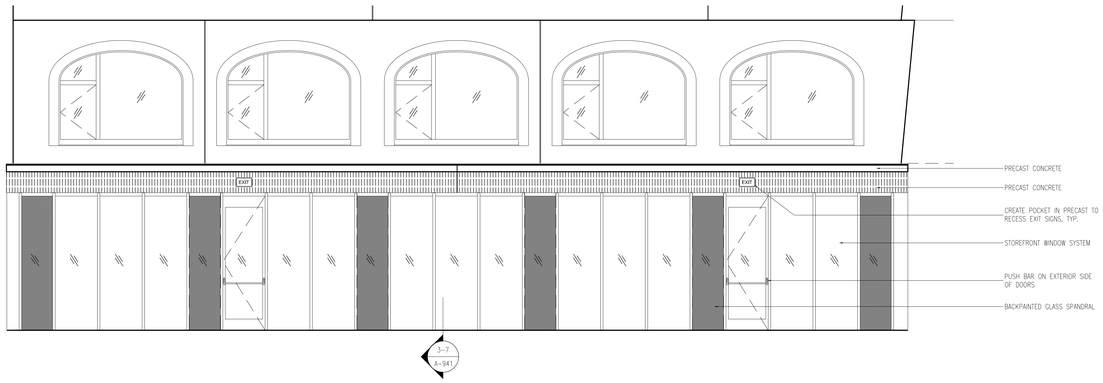

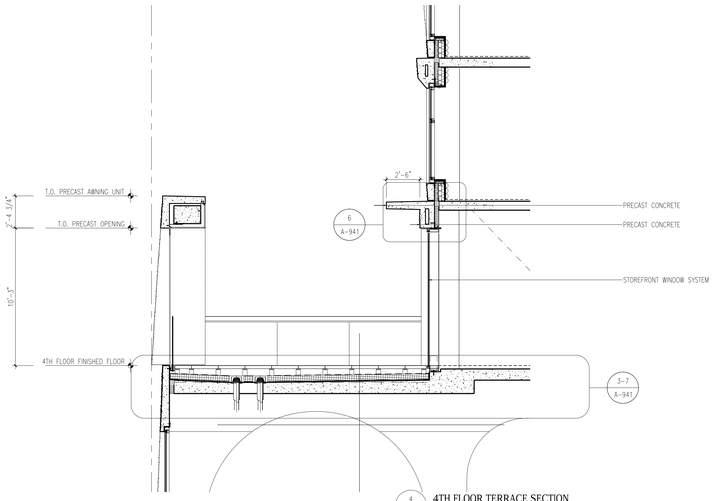

4 A-920 — 4TH FLOOR TERRACE SECTION
SCALE: 1/4" = 1'-0"

REFER TO WINDOW SCHEDULE (A-330.00, A-331.00, A-332.00) FOR THERMAL PERFORMANCE DATA OF ALL FENESTRATION AREAS

2 A-920 — 4TH FLOOR TERRACE ELEVATION
SCALE: 1/4" = 1'-0"

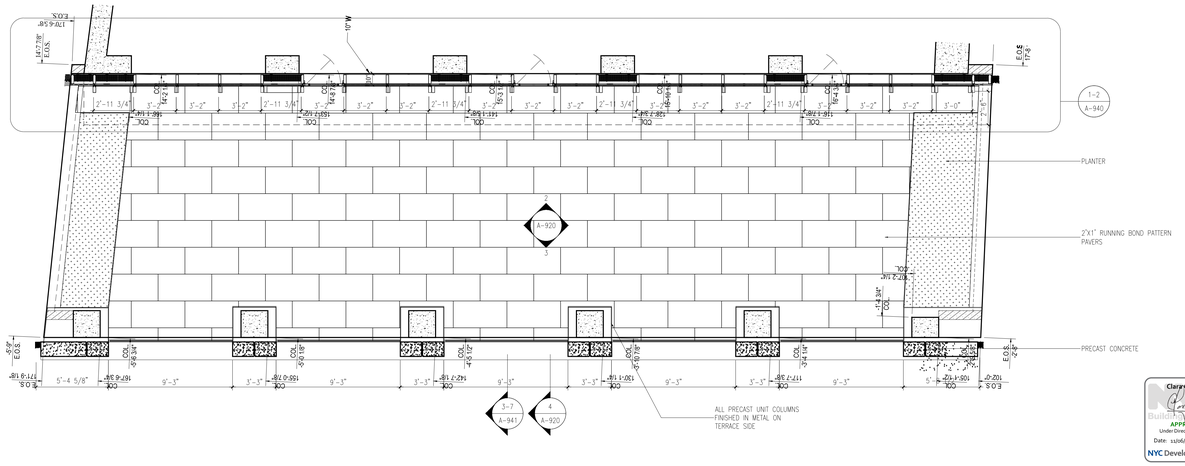

1 A-920 — 4TH FLOOR TERRACE PLAN
SCALE: 1/4" = 1'-0"

Clara Gomez
APPROVED
Under Directive 1 of 1975
Date: 11/06/2017
NYC Development Hub

NOTES:

Number:	Date:	Revision:
7	10/30/2017	ISSUED TO DOB
6	07/24/2017	ASI-001 REVISED PRECAST RADII
5	06/14/2017	ISSUED FOR CONSTRUCTION
4	03/31/2017	95% CD SUBMISSION
3	01/20/2017	80% CD SUBMISSION
2	01/06/2017	DOB RE-SUBMISSION
1	11/11/2016	CORE & SHELL BUY SET

Project:
130 WILLIAM STREET
130 WILLIAM STREET
NEW YORK, NY 10038

Client:
THE LIGHTSTONE GROUP
130 WILLIAM STREET PROPERTY OWNER LLC
460 PARK AVE, 13TH FLOOR
NEW YORK, NY 10022
(212) 616-9971

Architect:
HILL WEST ARCHITECTS
11 BROADWAY
17TH FLOOR
NEW YORK, NY 10004
T. 212 213 8007

Creative Director
Adjaye Associates
415 Broadway, 3rd Fl.
New York, NY 10013
(212) 965-8477

Building Structures:
McNamara Salvia
62 West 45th Street, 11th Fl.
New York, NY 10036
(212) 246-9800

MEP Engineer:
Ventrop ECG, LLC
365 W 34th Street, 3rd Fl.
New York, NY 10001
(212) 244-5060

Exterior Facade Consultant:
Gilsanz Murray Steficek, LLP
129 West 27th Street, 5th Fl.
New York, NY 10001
(212) 254-0030

Landscape Architect:
Weintraub Diaz, LLC
19 New Street
Nyack, NY 10960
(845) 353-2500

Civil Engineer & Acoustic Consultant:
AKRF Engineering PC
440 Park Avenue South, 7th Fl.
New York, NY 10016
(646) 388-9829

IT & Security Consultant:
Anj Communications
133 Sunny Ridge Road
Harrison, New York 10528
(914) 967-1967

Pool Consultant:
Integrated Aquatics Engineering, Inc.
75 Shwell Ave
Doylestown, PA 18901
(215) 230-8623

Elevator Consultant:
Jenkins and Huntington
1251 Avenue of the Americas
New York, NY 10020
(212)-696-1818

DOB STAMPS & SIGNATURES:

DWG TITLE:
4TH FLOOR TERRACE

NB#121192903

SEAL & SIGNATURE:
REGISTERED ARCHITECT GEORGE CHARLES BEIER STATE OF NEW YORK COUNTY

DATE: 10/30/2017
PROJECT #: 14426
SCALE: 1/4" = 1'-0"
A-920.00
DWG NO.

J:\14426 130 William Street\Arch\1_Drawing Sets\19_Submissions

DEPT OF BLDGS 421320925 Job Number
E320364290440 Scan Code

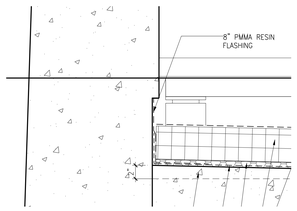

13 A-921 SECTION DETAIL
SCALE: 1 1/2" = 1'-0"

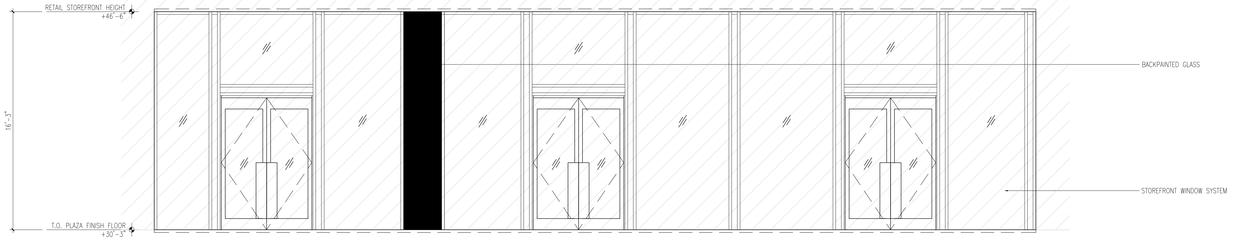

3 A-921 RETAIL ELEVATION
SCALE: 1/4" = 1'-0"

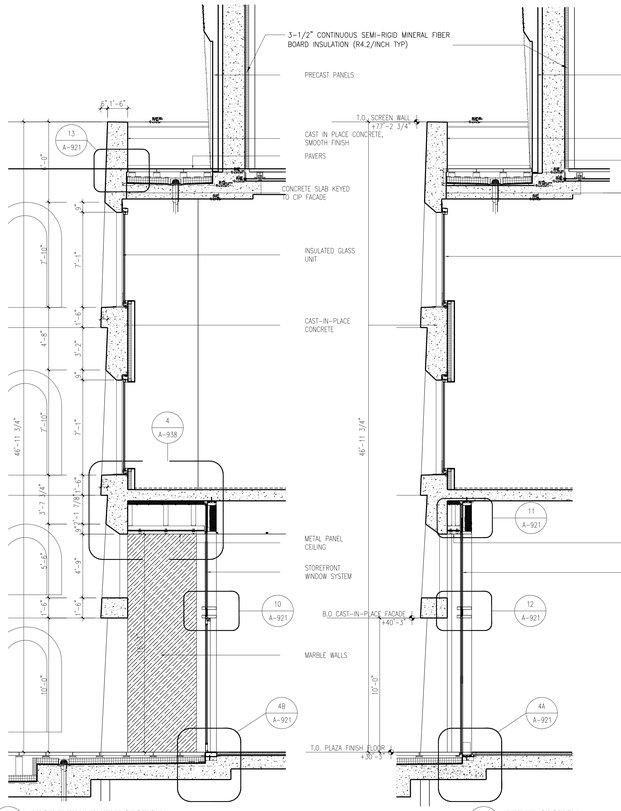

5 A-921 RESIDENTIAL ENTRY SECTION
SCALE: 1/4" = 1'-0"

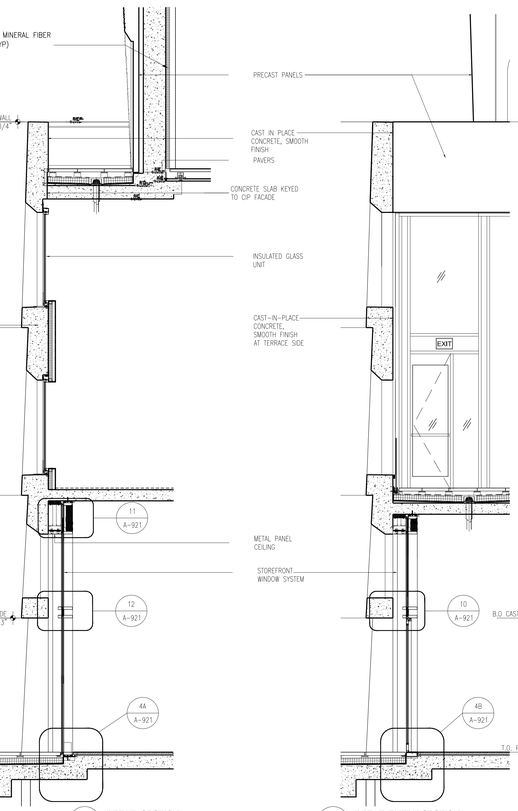

4 A-921 RETAIL SECTION
SCALE: 1/4" = 1'-0"

6 A-921 RETAIL ENTRY SECTION
SCALE: 1/4" = 1'-0"

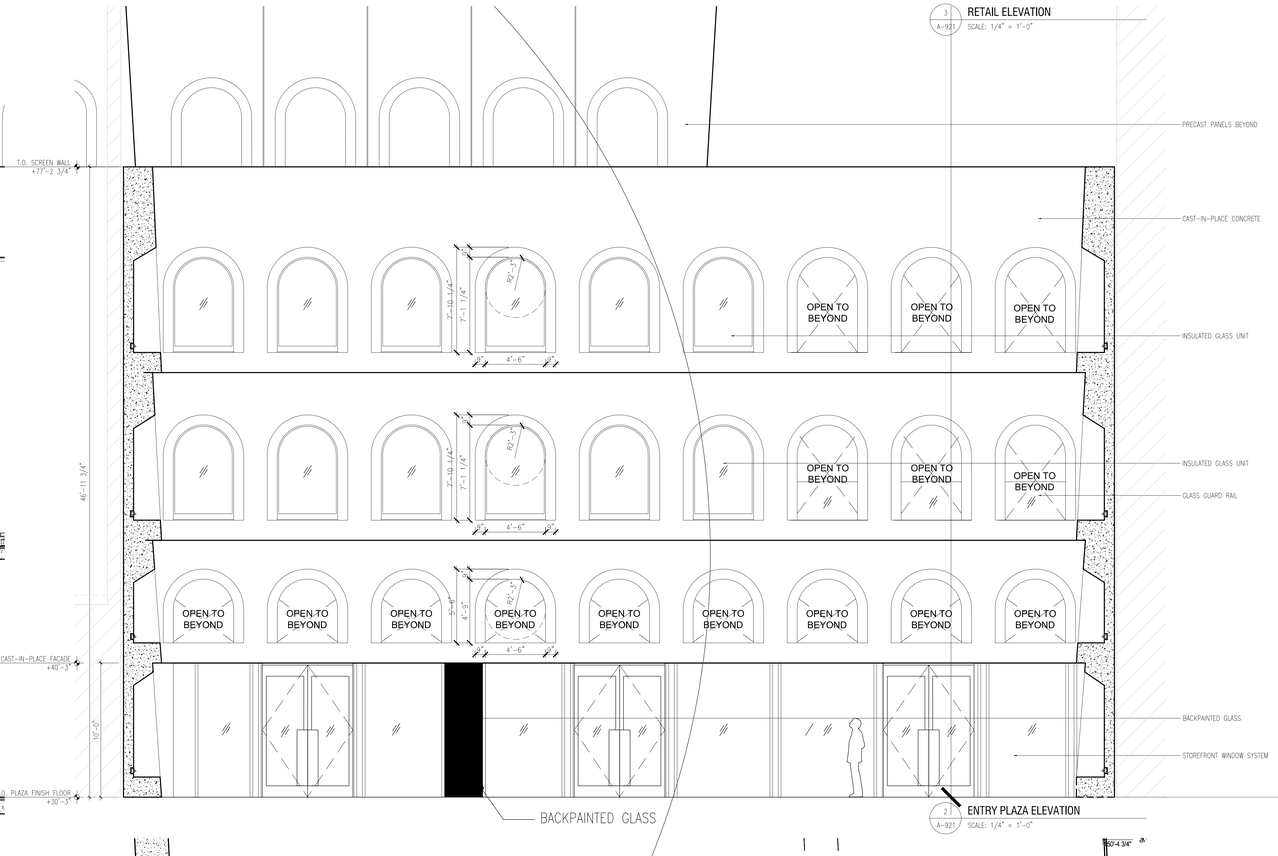

2 A-921 ENTRY PLAZA ELEVATION
SCALE: 1/4" = 1'-0"

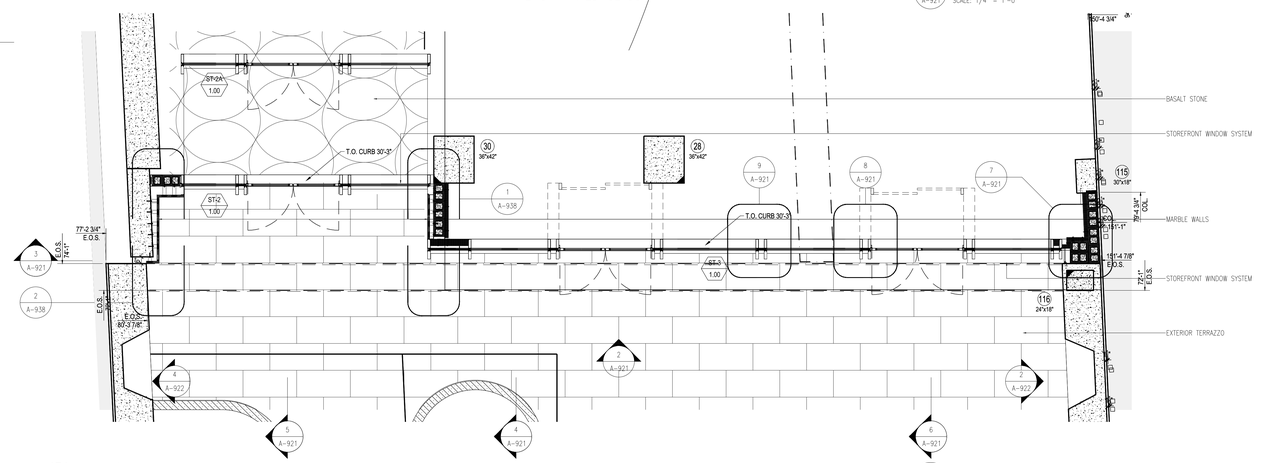

1 A-921 ENTRY PLAZA PLAN
SCALE: 1/4" = 1'-0"

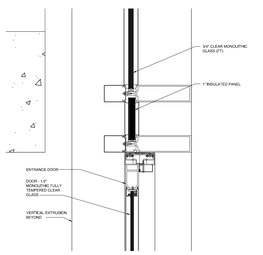

10 A-921 SECTION DETAIL
SCALE: 1 1/2" = 1'-0"

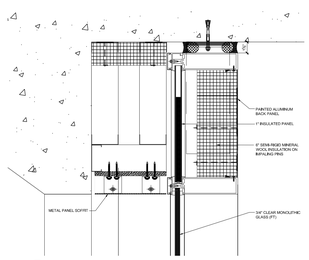

11 A-921 SECTION DETAIL
SCALE: 1 1/2" = 1'-0"

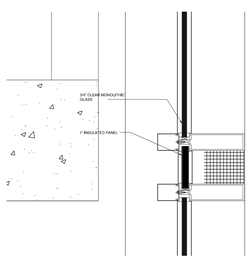

12 A-921 SECTION DETAIL
SCALE: 1 1/2" = 1'-0"

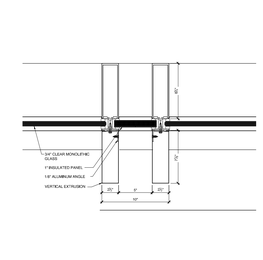

9 A-921 RETAIL PLAN DETAIL
SCALE: 1 1/2" = 1'-0"

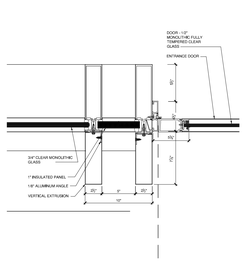

8 A-921 RETAIL PLAN DETAIL
SCALE: 1 1/2" = 1'-0"

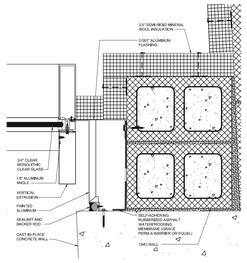

7 A-921 RETAIL PLAN DETAIL
SCALE: 1 1/2" = 1'-0"

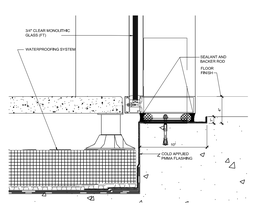

4A A-921 SECTION DETAIL
SCALE: 1 1/2" = 1'-0"

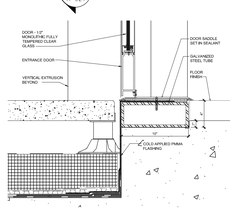

4B A-921 SECTION DETAIL
SCALE: 1 1/2" = 1'-0"

REFER TO WINDOW SCHEDULE (A-330.00, A-331.00, A-332.00) FOR THERMAL PERFORMANCE DATA OF ALL FENESTRATION AREAS

Clark Gomez Building Safety APPROVED Under Directive 2 of 1975 Date: 11/06/2017 NYC Development Hub

NOTES:

6	10/30/2017	ISSUED TO DOB
5	06/14/2017	ISSUED FOR CONSTRUCTION
4	03/31/2017	95% CD SUBMISSION
3	01/20/2017	80% CD SUBMISSION
2	01/06/2017	DOB RE-SUBMISSION
1	11/11/2016	CORE & SHELL BUY SET
Number:	Date:	Revision:

Project:
130 WILLIAM STREET
130 WILLIAM STREET
NEW YORK, NY 10038

Client:
THE LIGHTSTONE GROUP
130 WILLIAM STREET PROPERTY OWNER LLC
460 PARK AVE, 13TH FLOOR
NEW YORK, NY 10022
(212) 616-9971

Architect:
HILL WEST ARCHITECTS
11 BROADWAY
17TH FLOOR
NEW YORK, NY 10004
T. 212 213 8007

Creative Director
Adjaye Associates
415 Broadway, 3rd Fl.
New York, NY 10013
(212) 965-8477

Building Structures:
McNamara Salvia
62 West 45th Street, 11th Fl.
New York, NY 10036
(212) 246-9800

MEP Engineer:
Ventrop ECG, LLC
365 W 34th Street, 3rd Fl.
New York, NY 10001
(212) 244-5060

Exterior Facade Consultant:
Gilsanz Murray Steficek, LLP
129 West 27th Street, 5th Fl.
New York, NY 10001
(212) 254-0030

Landscape Architect:
Weintraub Diaz, LLC
19 New Street
Nyack, NY 10960
(845) 353-2500

Civil Engineer & Acoustic Consultant:
AKRF Engineering PC
440 Park Avenue South, 7th Fl.
New York, NY 10016
(646) 388-9829

IT & Security Consultant:
Anj Communications
133 Sunny Ridge Road
Harrison, New York 10528
(914) 967-1967

Pool Consultant:
Integrated Aquatics Engineering, Inc.
75 Shewell Ave
Doylestown, PA 18901
(215) 230-8623

Elevator Consultant:
Jenkins and Huntington
1251 Avenue of the Americas
New York, NY 10020
(212)-696-1818

DOB STAMPS & SIGNATURES:

DWG TITLE:
ENLARGED PLAZA

NB#121192903

SEAL & SIGNATURE:
REGISTERED ARCHITECT GILES CHARLES REID STATE OF NEW YORK

DATE: 10/30/2017
PROJECT #: 14426
SCALE: 1/4" = 1'-0"
A-921.00
DWG NO.

J:\14426 130 William Street\A-921_Drawing Sets\15_Submissions

DEPT OF BLDGS 421300925 Job Number
B5742C95377 Scan Code

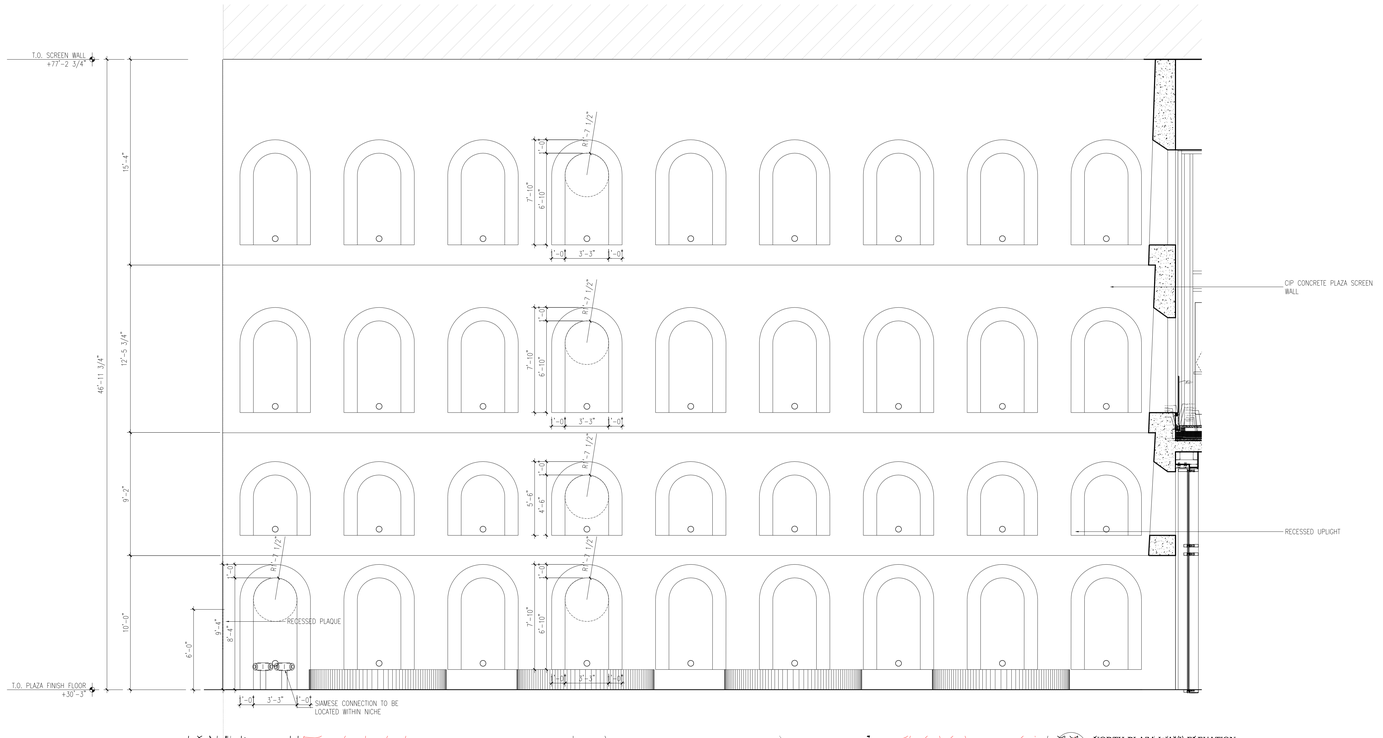

5 A-922 NORTH PLAZA WALL ELEVATION
SCALE: 1/4" = 1'-0"

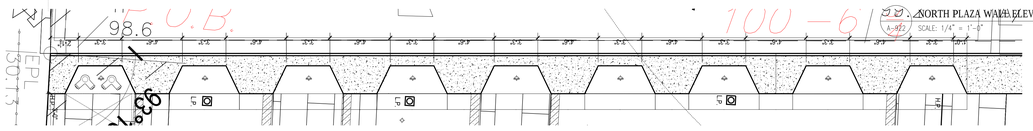

5 A-922 NORTH PLAZA WALL PLAN
SCALE: 1/4" = 1'-0"

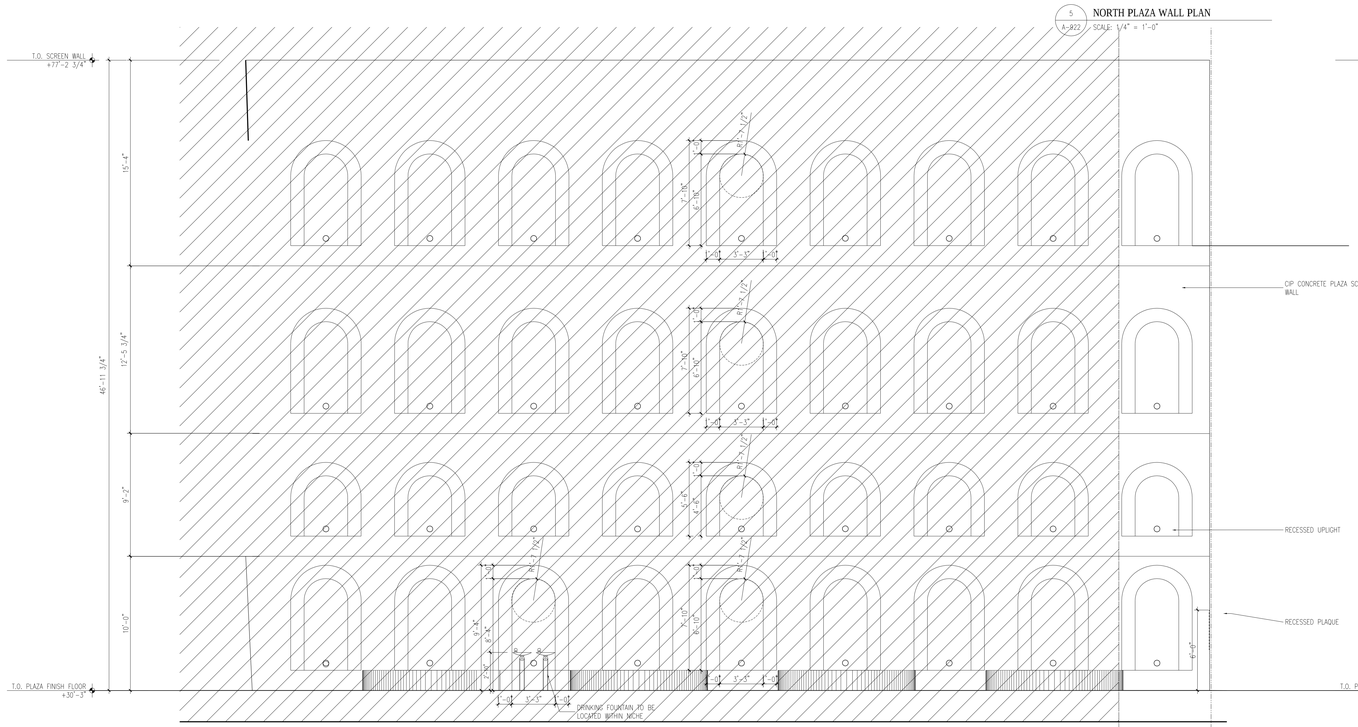

2 A-922 SOUTH PLAZA WALL ELEVATION
SCALE: 1/4" = 1'-0"

1 A-922 SOUTH PLAZA WALL PLAN
SCALE: 1/4" = 1'-0"

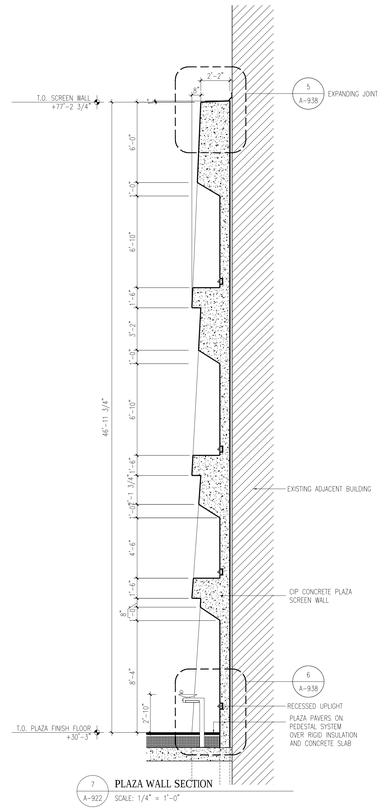

7 A-922 PLAZA WALL SECTION
SCALE: 1/4" = 1'-0"

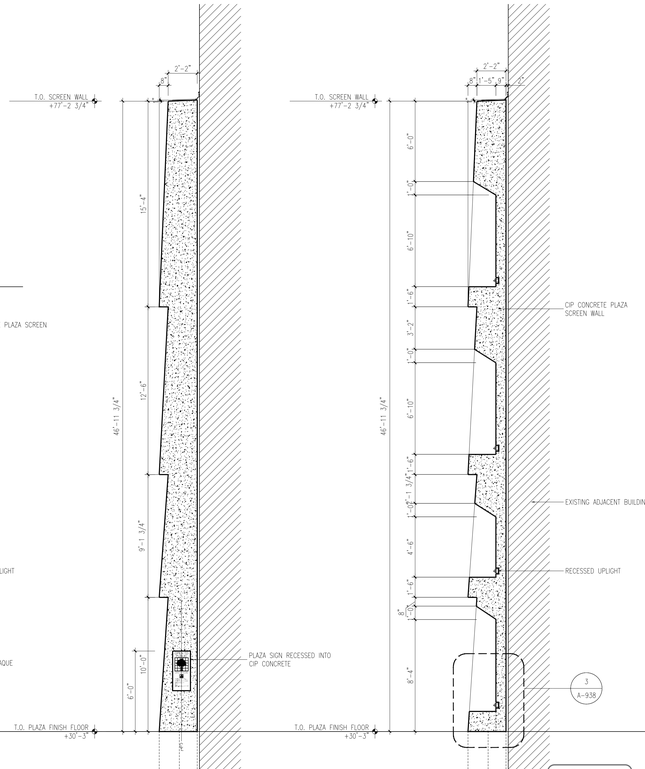

3 A-922 PLAZA WALL SECTION
SCALE: 1/4" = 1'-0"

4 A-922 PLAZA WALL SECTION
SCALE: 1/4" = 1'-0"

NOTES:

Number:	Date:	Revision:
6	10/30/2017	ISSUED TO DOB
5	06/14/2017	ISSUED FOR CONSTRUCTION
4	03/31/2017	95% CD SUBMISSION
3	01/20/2017	80% CD SUBMISSION
2	01/06/2017	DOB RE-SUBMISSION
1	11/11/2016	CORE & SHELL BUY SET

Project:
130 WILLIAM STREET
130 WILLIAM STREET
NEW YORK, NY 10038

Client:
THE LIGHTSTONE GROUP
130 WILLIAM STREET PROPERTY OWNER LLC
460 PARK AVE, 13TH FLOOR
NEW YORK, NY 10022
(212) 616-9971

Architect:
HILL | WEST ARCHITECTS
11 BROADWAY
17TH FLOOR
NEW YORK, NY 10004
T. 212 213 8007

Creative Director
Adjaye Associates
415 Broadway, 3rd Fl.
New York, NY 10013
(212) 965-8477

Building Structures:
McNamara Salvia
62 West 45th Street, 11th Fl.
New York, NY 10036
(212) 246-9800

MEP Engineer:
Ventrop ECG, LLC
365 W 34th Street, 3rd Fl.
New York, NY 10001
(212) 244-5060

Exterior Facade Consultant:
Gilsanz Murray Steficek, LLP
129 West 27th Street, 5th Fl.
New York, NY 10001
(212) 254-0030

Landscape Architect:
Weintraub Diaz, LLC
19 New Street
Nyack, NY 10960
(845) 353-2500

Civil Engineer & Acoustic Consultant:
AKRF Engineering PC
440 Park Avenue South, 7th Fl.
New York, NY 10016
(646) 388-9829

IT & Security Consultant:
Anj Communications
133 Sunny Ridge Road
Harrison, New York 10528
(914) 967-1967

Pool Consultant:
Integrated Aquatics Engineering, Inc.
75 Shewell Ave
Doylestown, PA 18901
(215) 230-8623

Elevator Consultant:
Jenkins and Huntington
1251 Avenue of the Americas
New York, NY 10020
(212)-696-1818

DOB STAMPS & SIGNATURES:

Clara Gomez
APPROVED
Under Directive 1 of 1975
Date 11/06/2017
NYC Development Hub

DWG TITLE:
ENLARGED PLAZA

NB#121192903

SEAL & SIGNATURE:
REGISTERED ARCHITECT CHARLES WEST OF NEW YORK

DATE: 10/30/2017
PROJECT #: 14426
SCALE: 1/4" = 1'-0"
A-922.00
DWG NO.

J:\14426 130 William Street\Arch\1_Drawing Sets\130_Submissions

DEPT OF BLDGS 121192903 Job Number
E589297838 Scan Code

REFER TO WINDOW SCHEDULE (A-330.00, A-331.00, A-332.00) FOR THERMAL PERFORMANCE DATA OF ALL FENESTRATION AREAS

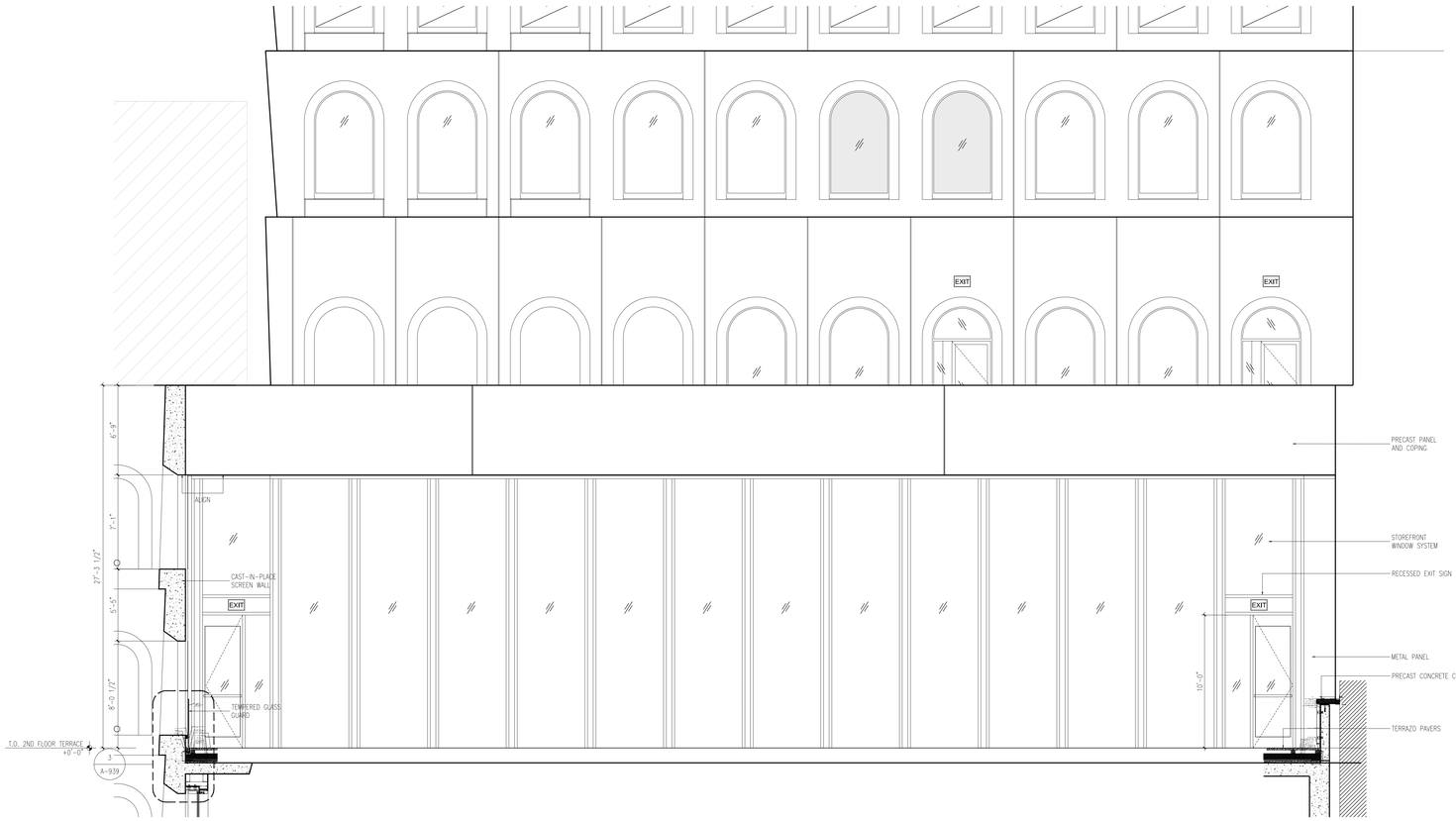

4 A-923 2ND FLOOR TERRACE ELEVATION
SCALE: 1/4" = 1'-0"

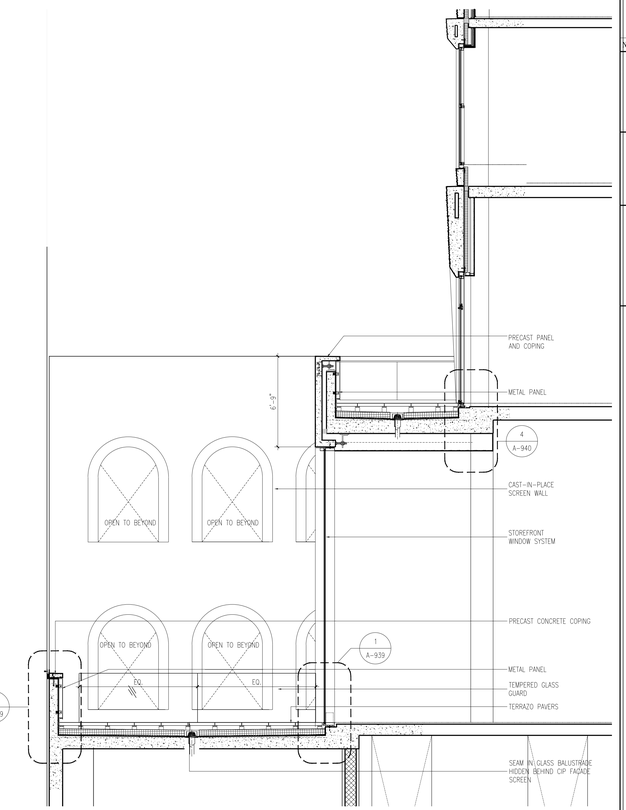

3 A-923 2ND/3RD FLOOR TERRACE SECTION
SCALE: 1/4" = 1'-0"

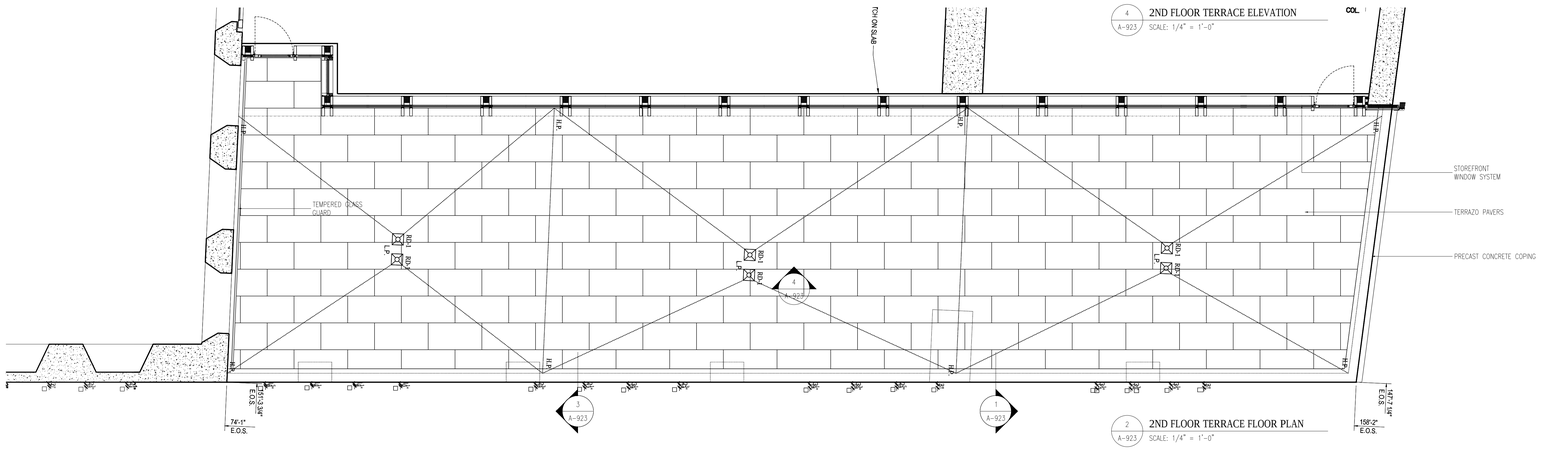

2 A-923 2ND FLOOR TERRACE FLOOR PLAN
SCALE: 1/4" = 1'-0"

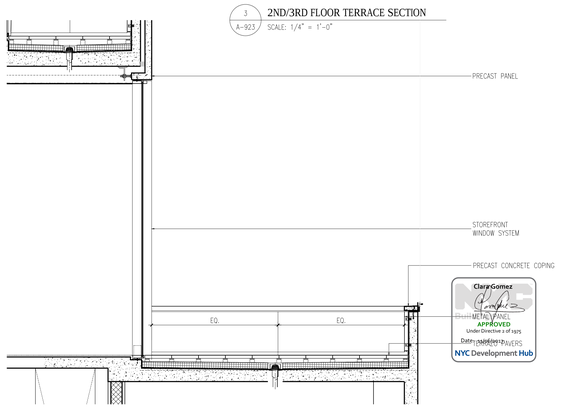

1 A-923 2ND FLOOR TERRACE SECTION
SCALE: 1/4" = 1'-0"

NOTES:

Number:	Date:	Revision:
6	10/30/2017	ISSUED TO DOB
5	06/14/2017	ISSUED FOR CONSTRUCTION
4	03/31/2017	95% CD SUBMISSION
3	01/20/2017	80% CD SUBMISSION
2	01/06/2017	DOB RE-SUBMISSION
1	11/11/2016	CORE & SHELL BUY SET

Project:
130 WILLIAM STREET
130 WILLIAM STREET
NEW YORK, NY 10038

Client:
THE LIGHTSTONE GROUP
130 WILLIAM STREET PROPERTY OWNER LLC
460 PARK AVE, 13TH FLOOR
NEW YORK, NY 10022
(212) 616-9971

Architect:
HILL | WEST ARCHITECTS
11 BROADWAY
17TH FLOOR
NEW YORK, NY 10004
T. 212 213 8007

Creative Director
Adjaye Associates
415 Broadway, 3rd Fl.
New York, NY 10013
(212) 965-8477

Building Structures:
McNamara Salvia
62 West 45th Street, 11th Fl.
New York, NY 10036
(212) 246-9800

MEP Engineer:
Ventrop ECG, LLC
365 W 34th Street, 3rd Fl.
New York, NY 10001
(212) 244-5060

Exterior Facade Consultant:
Gilsanz Murray Steficek, LLP
129 West 27th Street, 5th Fl.
New York, NY 10001
(212) 254-0030

Landscape Architect:
Weintraub Diaz, LLC
19 New Street
Nyack, NY 10960
(845) 353-2500

Civil Engineer & Acoustic Consultant:
AKRF Engineering PC
440 Park Avenue South, 7th Fl.
New York, NY 10016
(646) 388-9829

IT & Security Consultant:
Anj Communications
133 Sunny Ridge Road
Harrison, New York 10528
(914) 967-1967

Pool Consultant:
Integrated Aquatics Engineering, Inc.
75 Shewell Ave
Doylestown, PA 18901
(215) 230-8623

Elevator Consultant:
Jenkins and Huntington
1251 Avenue of the Americas
New York, NY 10020
(212)-696-1818

DOB STAMPS & SIGNATURES:

DWG TITLE:
2ND FLOOR TERRACE

NB#121192903

SEAL & SIGNATURE:
REGISTERED ARCHITECT
CHARLES WEST
No. 020801
STATE OF NEW YORK

DATE:	10/30/2017
PROJECT #:	14A26
SCALE:	1/4"= 1'-0"
DWG NO.	A-923.00

Z:\14A26 130 William Street\Arch\1_Drawing Sets\10_Submissions

DEPT OF BLDGS 121192903 Job Number
ES971544670 Scan Code

REFER TO WINDOW SCHEDULE (A-330.00, A-331.00, A-332.00) FOR THERMAL PERFORMANCE DATA OF ALL FENESTRATION AREAS



5 A-924 3RD FLOOR TERRACE PLANTER ELEVATION
SCALE: 1/4" = 1'-0"

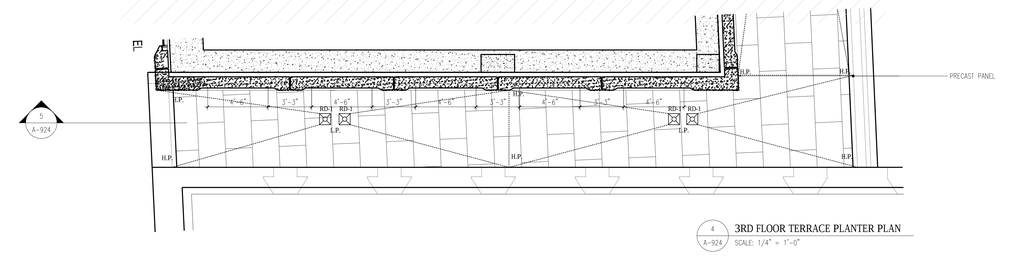

4 A-924 3RD FLOOR TERRACE PLANTER PLAN
SCALE: 1/4" = 1'-0"

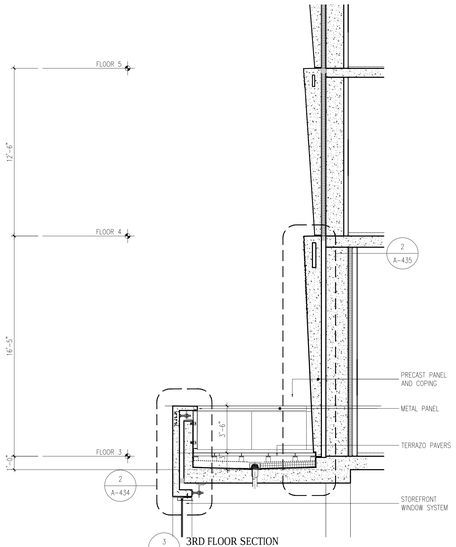

3 A-924 3RD FLOOR SECTION
SCALE: 1" = 1'-0"

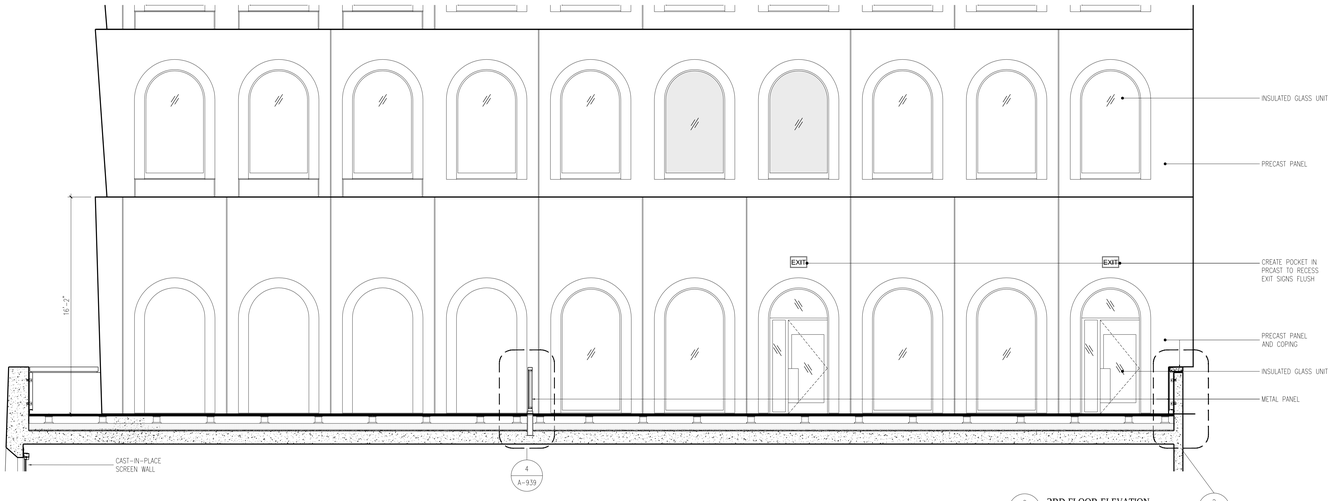

2 A-924 3RD FLOOR ELEVATION
SCALE: 1/4" = 1'-0"
2 A-939 SIM.

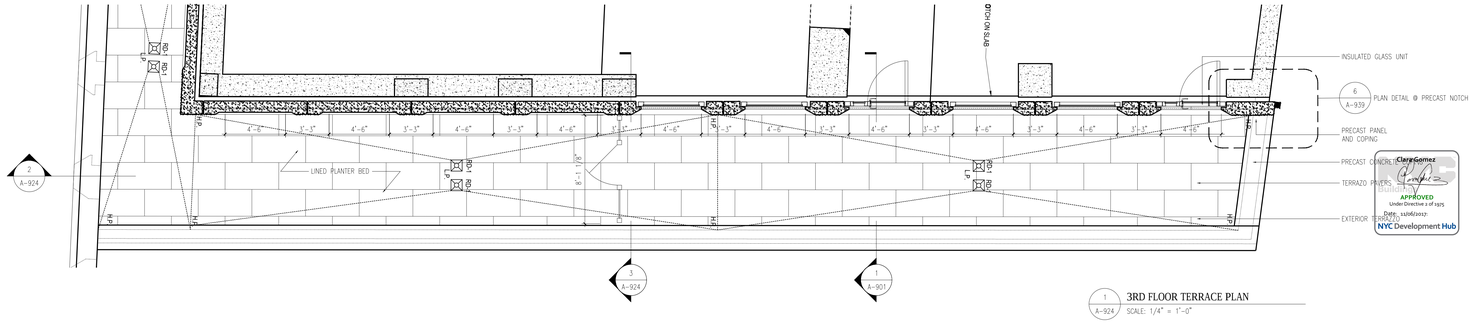

1 A-924 3RD FLOOR TERRACE PLAN
SCALE: 1/4" = 1'-0"

NOTES:

Number:	Date:	Revision:
7	10/30/2017	ISSUED TO DOB
6	07/24/2017	ASI-001 REVISED PRECAST RADII
5	06/14/2017	ISSUED FOR CONSTRUCTION
4	03/31/2017	95% CD SUBMISSION
3	01/20/2017	80% CD SUBMISSION
2	01/06/2017	DOB RE-SUBMISSION
1	11/11/2016	CORE & SHELL BUY SET

Project:
130 WILLIAM STREET
130 WILLIAM STREET
NEW YORK, NY 10038

Client:
THE LIGHTSTONE GROUP
130 WILLIAM STREET PROPERTY OWNER LLC
460 PARK AVE, 13TH FLOOR
NEW YORK, NY 10022
(212) 616-9971

Architect:
HILL | WEST ARCHITECTS
11 BROADWAY
17TH FLOOR
NEW YORK, NY 10004
T. 212 213 8007

Creative Director
Adjaye Associates
415 Broadway, 3rd Fl.
New York, NY 10013
(212) 965-8477

Building Structures:
McNamara Salvia
62 West 45th Street, 11th Fl.
New York, NY 10036
(212) 246-9800

MEP Engineer:
Ventrop ECG, LLC
365 W 34th Street, 3rd Fl.
New York, NY 10001
(212) 244-5060

Exterior Facade Consultant:
Gilsanz Murray Steficek, LLP
129 West 27th Street, 5th Fl.
New York, NY 10001
(212) 254-0030

Landscape Architect:
Weintraub Diaz, LLC
19 New Street
Nyack, NY 10960
(845) 353-2500

Civil Engineer & Acoustic Consultant:
AKRF Engineering PC
440 Park Avenue South, 7th Fl.
New York, NY 10016
(646) 388-9829

IT & Security Consultant:
Anj Communications
133 Sunny Ridge Road
Harrison, New York 10528
(914) 967-1967

Pool Consultant:
Integrated Aquatics Engineering, Inc.
75 Shewell Ave
Doylestown, PA 18901
(215) 230-8623

Elevator Consultant:
Jenkins and Huntington
1251 Avenue of the Americas
New York, NY 10020
(212)-696-1818

DOB STAMPS & SIGNATURES:

DWG TITLE:
3RD FLOOR TERRACE

NB#121192903

SEAL & SIGNATURE:
REGISTERED ARCHITECT DAVID CHARLES WEST STATE OF NEW YORK

DATE: 10/30/2017
PROJECT #: 14A26
SCALE: 1/4"= 1'-0"
A-924.00
DWG NO.

Clare Gomez
APPROVED
Under Directive 2 of 1975
Date: 12/06/2017
NYC Development Hub

Drawn by: Ben Dreifuss / Drawing Size: 1/2 Submission

DEPT OF BLDGS 421300925 Job Number
E399958478570 Scan Code

REFER TO WINDOW SCHEDULE (A-330.00, A-331.00, A-332.00) FOR THERMAL PERFORMANCE DATA OF ALL FENESTRATION AREAS

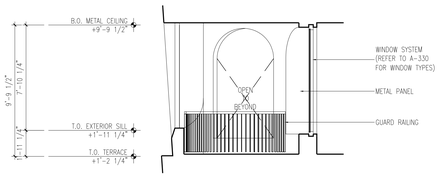

10 / A-925 NORTH LOGGIA ELEVATION - EAST
SCALE: 1/4" = 1'-0"

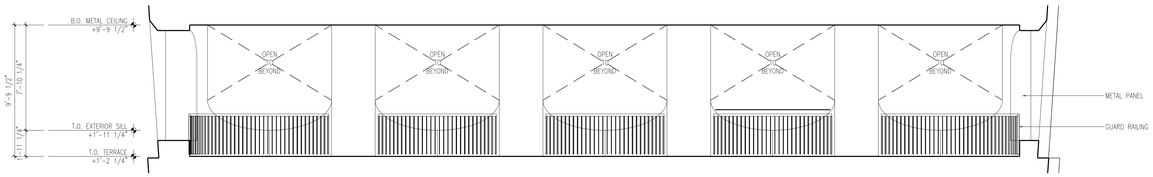

9 / A-925 NORTH LOGGIA ELEVATION - NORTH
SCALE: 1/4" = 1'-0"

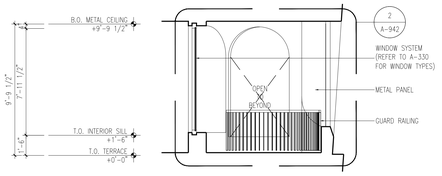

8 / A-925 NORTH LOGGIA ELEVATION - WEST
SCALE: 1/4" = 1'-0"

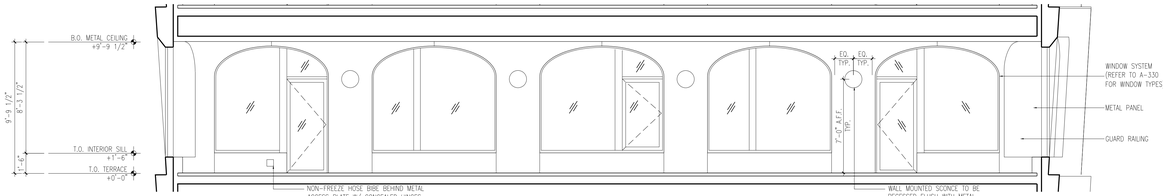

7 / A-925 NORTH LOGGIA ELEVATION - SOUTH
SCALE: 1/4" = 1'-0"

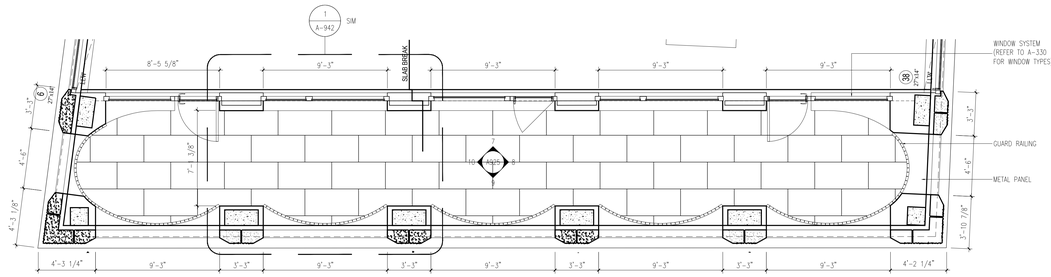

6 / A-925 NORTH LOGGIA PLAN - FLOORS 57-59
SCALE: 1/4" = 1'-0"

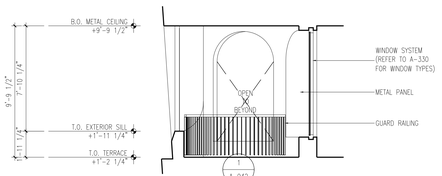

5 / A-925 NORTH LOGGIA ELEVATION - EAST
SCALE: 1/4" = 1'-0"

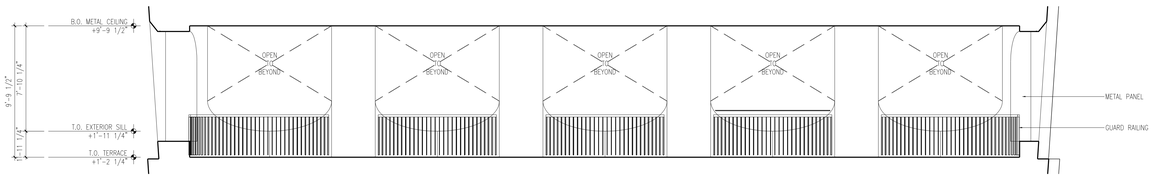

4 / A-925 NORTH LOGGIA ELEVATION - NORTH
SCALE: 1/4" = 1'-0"

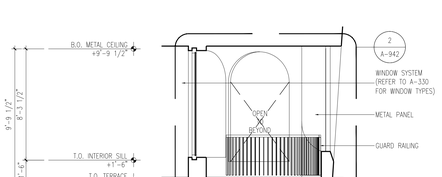

3 / A-925 NORTH LOGGIA ELEVATION - WEST
SCALE: 1/4" = 1'-0"

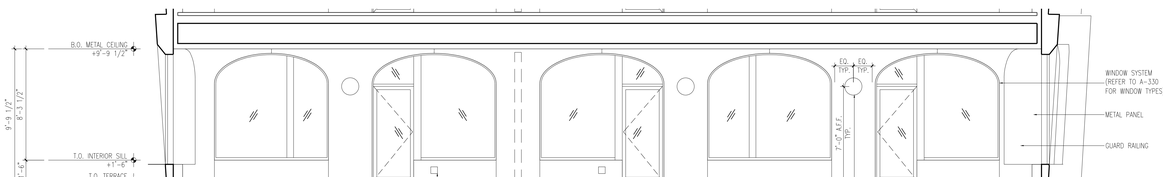

2 / A-925 NORTH LOGGIA ELEVATION - SOUTH
SCALE: 1/4" = 1'-0"



--- / A-925 PERSPECTIVE VIEW OF INSIDE LOGGIA
SCALE: N/A

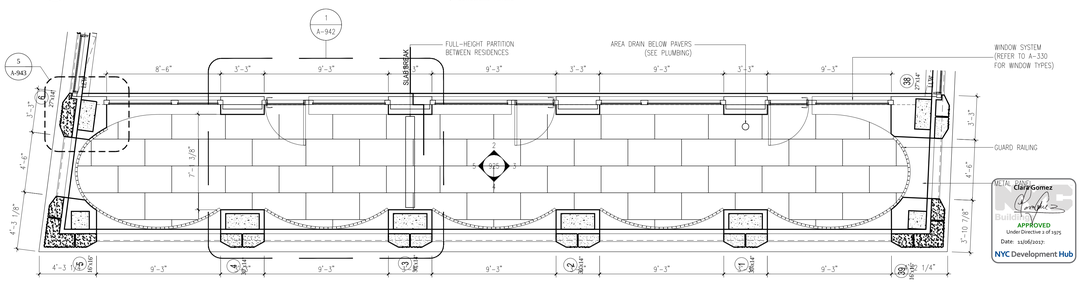

1 / A-925 NORTH LOGGIA PLAN - FLOORS 51-56
SCALE: 1/4" = 1'-0"

NOTES:

8	10/30/2017	ISSUED TO DOB
7	08/29/2017	AS+011 RESIDENTIAL FLOORS LIGHTING UPDATES
6	07/24/2017	AS+001 REVISED PRECAST RADII
5	06/14/2017	ISSUED FOR CONSTRUCTION
4	03/31/2017	95% CD SUBMISSION
3	01/20/2017	80% CD SUBMISSION
2	01/06/2017	DOB RE-SUBMISSION
1	11/11/2016	CORE & SHELL BUY SET

Number: Date: Revision:

Project:
130 WILLIAM STREET
130 WILLIAM STREET
NEW YORK, NY 10038

Client:
THE LIGHTSTONE GROUP
130 WILLIAM STREET PROPERTY OWNER LLC
460 PARK AVE, 13TH FLOOR
NEW YORK, NY 10022
(212) 616-9971

Architect:
HILL | WEST ARCHITECTS
11 BROADWAY
17TH FLOOR
NEW YORK, NY 10004
T. 212 213 8007

Creative Director
Adjaye Associates
415 Broadway, 3rd Fl.
New York, NY 10013
(212) 965-8477

Building Structures:
McNamara Salvia
62 West 45th Street, 11th Fl.
New York, NY 10036
(212) 246-9800

MEP Engineer:
Ventrop ECG, LLC
365 W 34th Street, 3rd Fl.
New York, NY 10001
(212) 244-5060

Exterior Facade Consultant:
Gilsanz Murray Steficek, LLP
129 West 27th Street, 5th Fl.
New York, NY 10001
(212) 254-0030

Landscape Architect:
Weintraub Diaz, LLC
19 New Street
Nyack, NY 10960
(845) 353-2500

Civil Engineer & Acoustic Consultant:
AKRF Engineering PC
440 Park Avenue South, 7th Fl.
New York, NY 10016
(646) 388-9829

IT & Security Consultant:
Anj Communications
133 Sunny Ridge Road
Harrison, New York 10528
(914) 967-1967

Pool Consultant:
Integrated Aquatics Engineering, Inc.
75 Shewell Ave
Doylestown, PA 18901
(215) 230-8623

Elevator Consultant:
Jenkins and Huntington
1251 Avenue of the Americas
New York, NY 10020
(212)-696-1818

DOB STAMPS & SIGNATURES:

DWG TITLE:
LOGGIA ENLARGED PLAN & ELEVATIONS

NB#121192903

SEAL & SIGNATURE:
REGISTERED ARCHITECT CHARLES WEST 029887 STATE OF NEW YORK

DATE: 10/30/2017
PROJECT #: 14426
SCALE: 1/4" = 1'-0"
DWG NO. A-925.00

J:\14426 130 William Street\Arch\1_Drawing Sets\130_Submissions

CityGomez Building Safety APPROVED Under Directive 1 of 1975 Date 11/06/2017 NYC Development Hub

DEPT OF BLDGS 421300925 Job Number
B2022775035 Scan Code

REFER TO WINDOW SCHEDULE (A-330.00, A-331.00, A-332.00) FOR THERMAL PERFORMANCE DATA OF ALL FENESTRATION AREAS

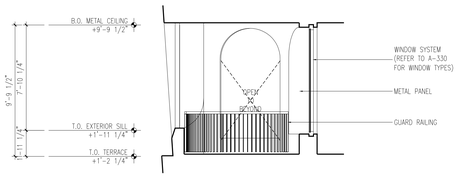

10 A-926 SOUTH LOGGIA ELEVATION - WEST
SCALE: 1/4" = 1'-0"

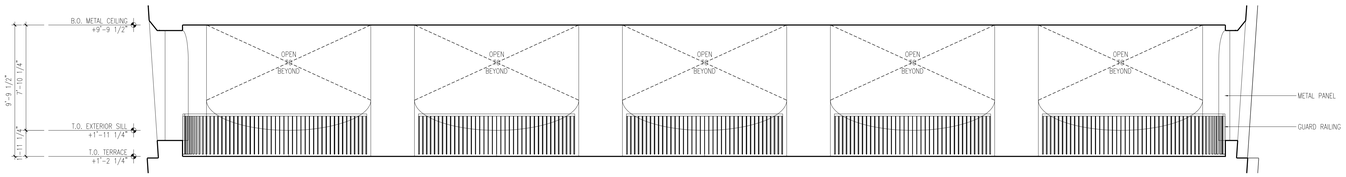

9 A-926 SOUTH LOGGIA ELEVATION - SOUTH
SCALE: 1/4" = 1'-0"

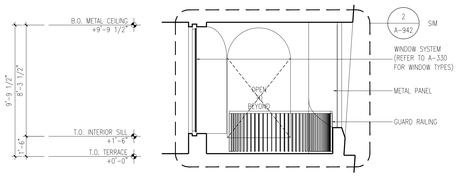

8 A-926 SOUTH LOGGIA ELEVATION - EAST
SCALE: 1/4" = 1'-0"

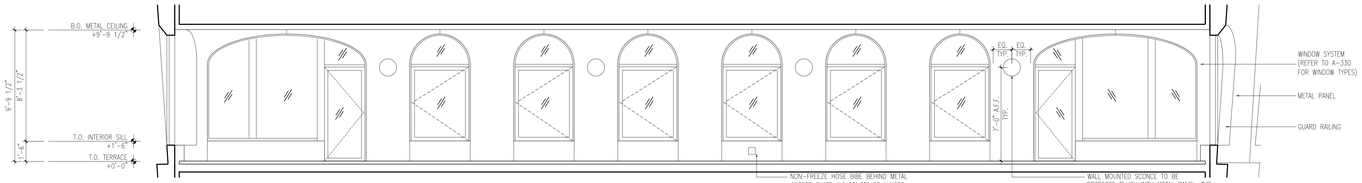

7 A-926 SOUTH LOGGIA ELEVATION - NORTH
SCALE: 1/4" = 1'-0"

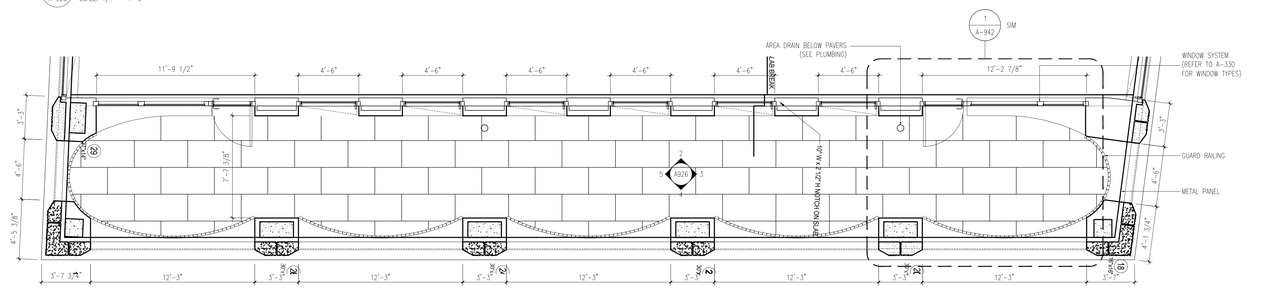

6 A-926 SOUTH LOGGIA PLAN - FLOORS 57-59
SCALE: 1/4" = 1'-0"

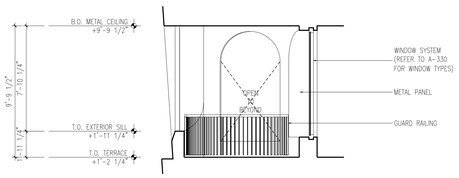

5 A-926 SOUTH LOGGIA ELEVATION - WEST
SCALE: 1/4" = 1'-0"

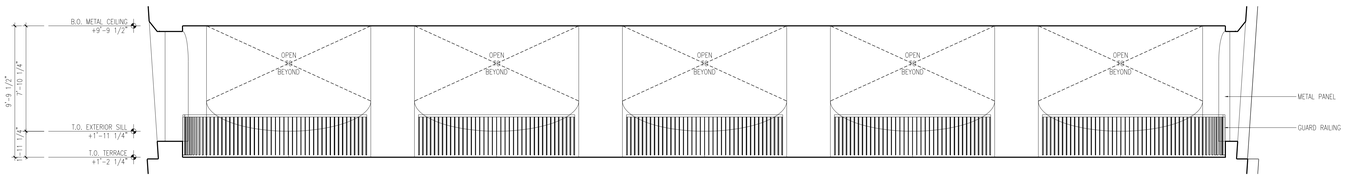

4 A-926 SOUTH LOGGIA ELEVATION - SOUTH
SCALE: 1/4" = 1'-0"

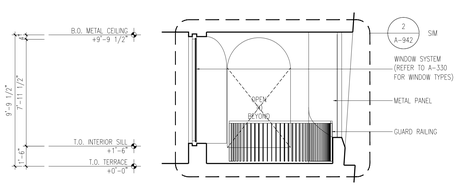

3 A-926 SOUTH LOGGIA ELEVATION - EAST
SCALE: 1/4" = 1'-0"

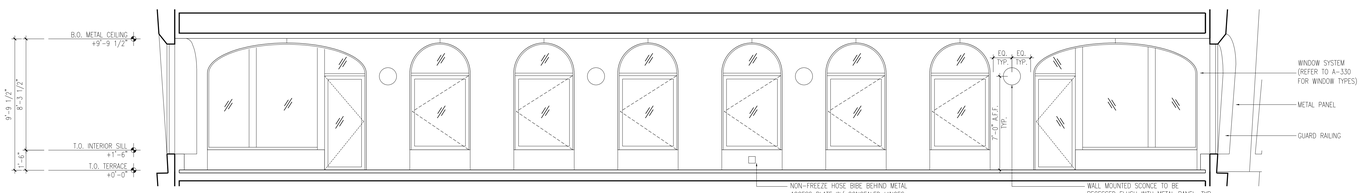

2 A-926 SOUTH LOGGIA ELEVATION - NORTH
SCALE: 1/4" = 1'-0"

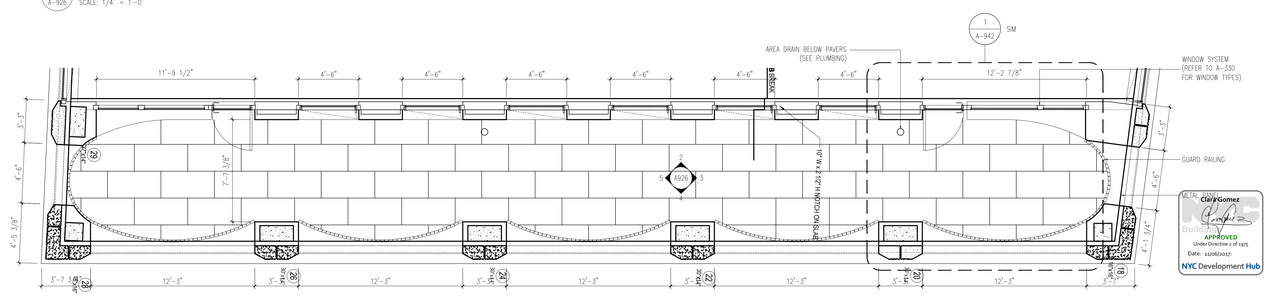

1 A-926 SOUTH LOGGIA PLAN - FLOORS 51-56
SCALE: 1/4" = 1'-0"

NOTES:

Number:	Date:	Revision:
8	10/30/2017	ISSUED TO DOB
7	08/29/2017	AS-011 RESIDENTIL FLOORS LIGHTING UPDATES
6	07/24/2017	AS-001 REVISED PRECAST RADII
5	06/14/2017	ISSUED FOR CONSTRUCTION
4	03/31/2017	95% CD SUBMISSION
3	01/20/2017	80% CD SUBMISSION
2	01/06/2017	DOB RE-SUBMISSION
1	11/11/2016	CORE & SHELL BUY SET

Project:
130 WILLIAM STREET
130 WILLIAM STREET
NEW YORK, NY 10038

Client:
THE LIGHTSTONE GROUP
130 WILLIAM STREET PROPERTY OWNER LLC
460 PARK AVE, 13TH FLOOR
NEW YORK, NY 10022
(212) 616-9971

Architect:
HILL WEST ARCHITECTS
11 BROADWAY
17TH FLOOR
NEW YORK, NY 10004
T. 212 213 8007

Creative Director
Adjaye Associates
415 Broadway, 3rd Fl.
New York, NY 10013
(212) 965-8477

Building Structures:
McNamara Salvia
62 West 45th Street, 11th Fl.
New York, NY 10036
(212) 246-9800

MEP Engineer:
Ventrop ECG, LLC
365 W 34th Street, 3rd Fl.
New York, NY 10001
(212) 244-5060

Exterior Facade Consultant:
Gilsanz Murray Steficek, LLP
129 West 27th Street, 5th Fl.
New York, NY 10001
(212) 254-0030

Landscape Architect:
Weintraub Diaz, LLC
19 New Street
Nyack, NY 10960
(845) 353-2500

Civil Engineer & Acoustic Consultant:
AKRF Engineering PC
440 Park Avenue South, 7th Fl.
New York, NY 10016
(646) 388-9829

IT & Security Consultant:
Anj Communications
133 Sunny Ridge Road
Harrison, New York 10528
(914) 967-1967

Pool Consultant:
Integrated Aquatics Engineering, Inc.
75 Shewell Ave
Doylestown, PA 18901
(215) 230-8623

Elevator Consultant:
Jenkins and Huntington
1251 Avenue of the Americas
New York, NY 10020
(212)-696-1818

DOB STAMPS & SIGNATURES:

DWG TITLE:
LOGGIA ENLARGED PLANS & ELEVATIONS

NB#121192903

METAL Clare Gomez
APPROVED
Under Directive 1 of 1975
Date 11/06/2017
NYC Development Hub

SEAL & SIGNATURE:
REGISTERED ARCHITECT CHARLES WEST STATE OF NEW YORK COUNTY

DATE: 10/30/2017
PROJECT #: 14426
SCALE: 1/4" = 1'-0"
A-926.00
DWG NO.

J:\14426 130 William Street\Arch\1_Drawing Sets\130_Submissions

DEPT OF BLDGS 121192903 Job Number
E366966297JB Scan Code

REFER TO WINDOW SCHEDULE (A-330.00, A-331.00, A-332.00) FOR THERMAL PERFORMANCE DATA OF ALL FENESTRATION AREAS

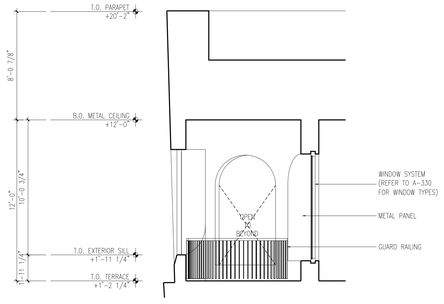

5 A-927 SOUTH LOGGIA ELEVATION - EAST
SCALE: 1/4" = 1'-0"

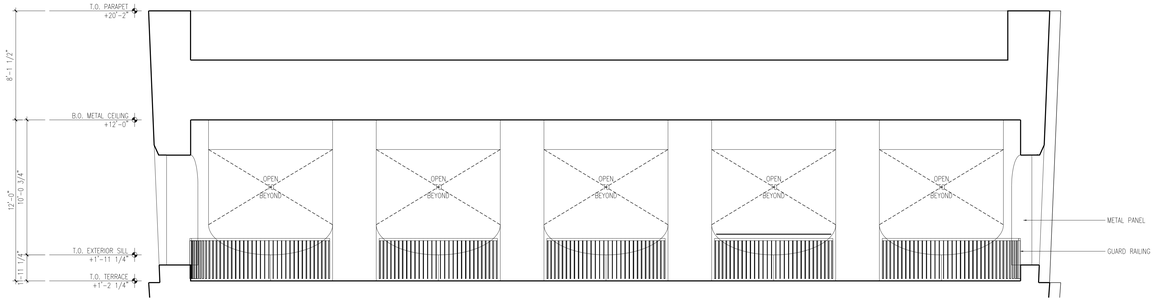

4 A-927 NORTH LOGGIA ELEVATION - NORTH
SCALE: 1/4" = 1'-0"

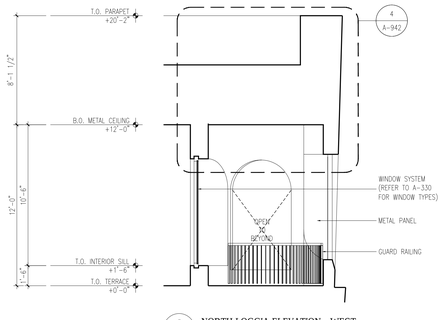

3 A-927 NORTH LOGGIA ELEVATION - WEST
SCALE: 1/4" = 1'-0"

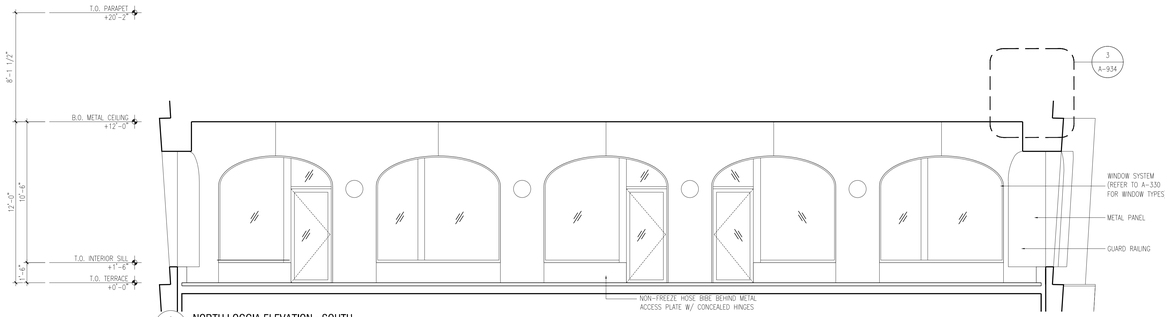

2 A-927 NORTH LOGGIA ELEVATION - SOUTH
SCALE: 1/4" = 1'-0"

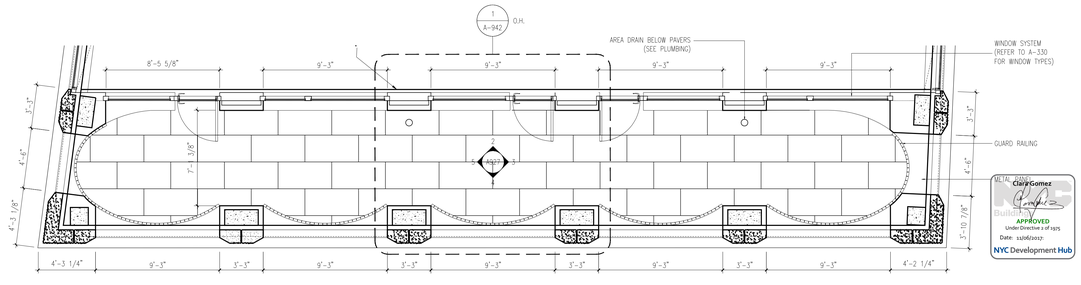

1 A-927 NORTH LOGGIA PLAN - FLOOR 60
SCALE: 1/4" = 1'-0"

NOTES:

Number:	Date:	Revision:
8	10/30/2017	ISSUED TO DOB
7	08/29/2017	AS-011 RESIDENTIL FLOORS LIGHTING UPDATES
6	07/24/2017	AS-001 REVISED PRECAST RADII
5	06/14/2017	ISSUED FOR CONSTRUCTION
4	03/31/2017	95% CD SUBMISSION
3	01/20/2017	80% CD SUBMISSION
2	01/06/2017	DOB RE-SUBMISSION
1	11/11/2016	CORE & SHELL BUY SET

Project:
130 WILLIAM STREET
130 WILLIAM STREET
NEW YORK, NY 10038

Client:
THE LIGHTSTONE GROUP
130 WILLIAM STREET PROPERTY OWNER LLC
460 PARK AVE, 13TH FLOOR
NEW YORK, NY 10022
(212) 616-9971

Architect:
HILL | WEST ARCHITECTS
11 BROADWAY
17TH FLOOR
NEW YORK, NY 10004
T. 212 213 8007

Creative Director
Adjaye Associates
415 Broadway, 3rd Fl.
New York, NY 10013
(212) 965-8477

Building Structures:
McNamara Salvia
62 West 45th Street, 11th Fl.
New York, NY 10036
(212) 246-9800

MEP Engineer:
Ventrop ECG, LLC
365 W 34th Street, 3rd Fl.
New York, NY 10001
(212) 244-5060

Exterior Facade Consultant:
Gilsanz Murray Steficek, LLP
129 West 27th Street, 5th Fl.
New York, NY 10001
(212) 254-0030

Landscape Architect:
Weintraub Diaz, LLC
19 New Street
Nyack, NY 10960
(845) 353-2500

Civil Engineer & Acoustic Consultant:
AKRF Engineering PC
440 Park Avenue South, 7th Fl.
New York, NY 10016
(646) 388-9829

IT & Security Consultant:
Anj Communications
133 Sunny Ridge Road
Harrison, New York 10528
(914) 967-1967

Pool Consultant:
Integrated Aquatics Engineering, Inc.
75 Shewell Ave
Doylestown, PA 18901
(215) 230-8623

Elevator Consultant:
Jenkins and Huntington
1251 Avenue of the Americas
New York, NY 10020
(212)-696-1818

DOB STAMPS & SIGNATURES:

Clara Gomez
APPROVED
Under Directive 2 of 1975
Date: 11/16/2017
NYC Development Hub

DWG TITLE:
60TH FLOOR LOGGIA ENLARGED PLANS & ELEVATIONS

NB#121192903

SEAL & SIGNATURE:
REGISTERED ARCHITECT JOHN CHARLES WEST STATE OF NEW YORK

DATE: 10/30/2017
PROJECT #: 14426
SCALE: 1/4"= 1'-0"
A-927.00
DWG NO.

DEPT OF BLDGS 121192903 Job Number
B01M005M01 Scan Code

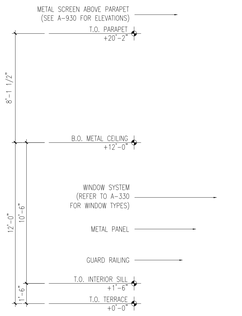

7 A928 SOUTH LOGGIA ELEVATION - EAST
SCALE: 1/4" = 1'-0"

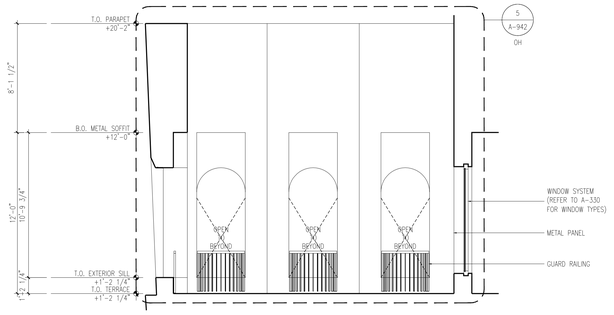

6 A928 SOUTH LOGGIA ELEVATION - NORTH
SCALE: 1/4" = 1'-0"

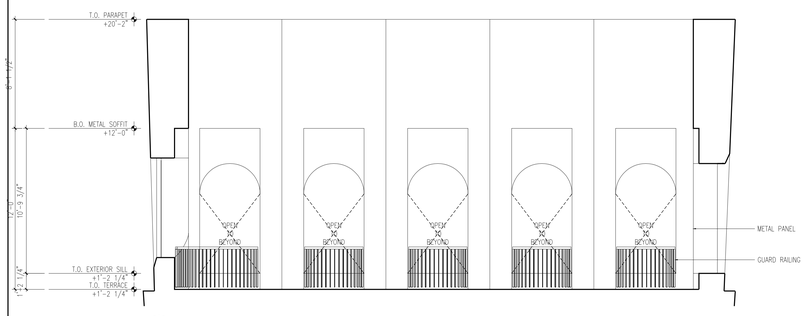

5 A928 SOUTH LOGGIA ELEVATION -WEST
SCALE: 1/4" = 1'-0"

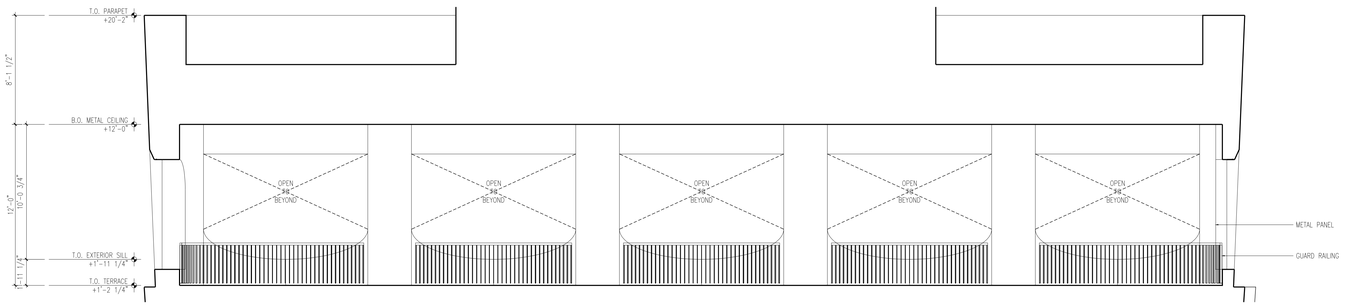

4 A928 SOUTH LOGGIA ELEVATION - SOUTH
SCALE: 1/4" = 1'-0"

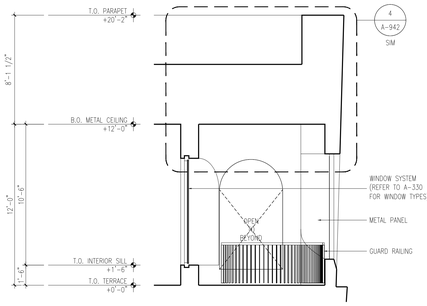

3 A928 SOUTH LOGGIA ELEVATION - EAST
SCALE: 1/4" = 1'-0"

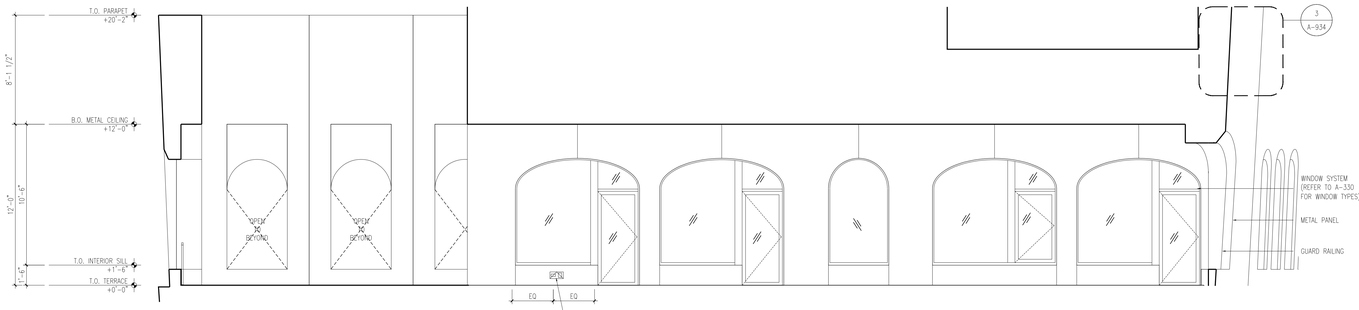

2 A928 SOUTH LOGGIA ELEVATION - NORTH
SCALE: 1/4" = 1'-0"

REFER TO WINDOW SCHEDULE (A-330.00, A-331.00, A-332.00) FOR THERMAL PERFORMANCE DATA OF ALL FENESTRATION AREAS

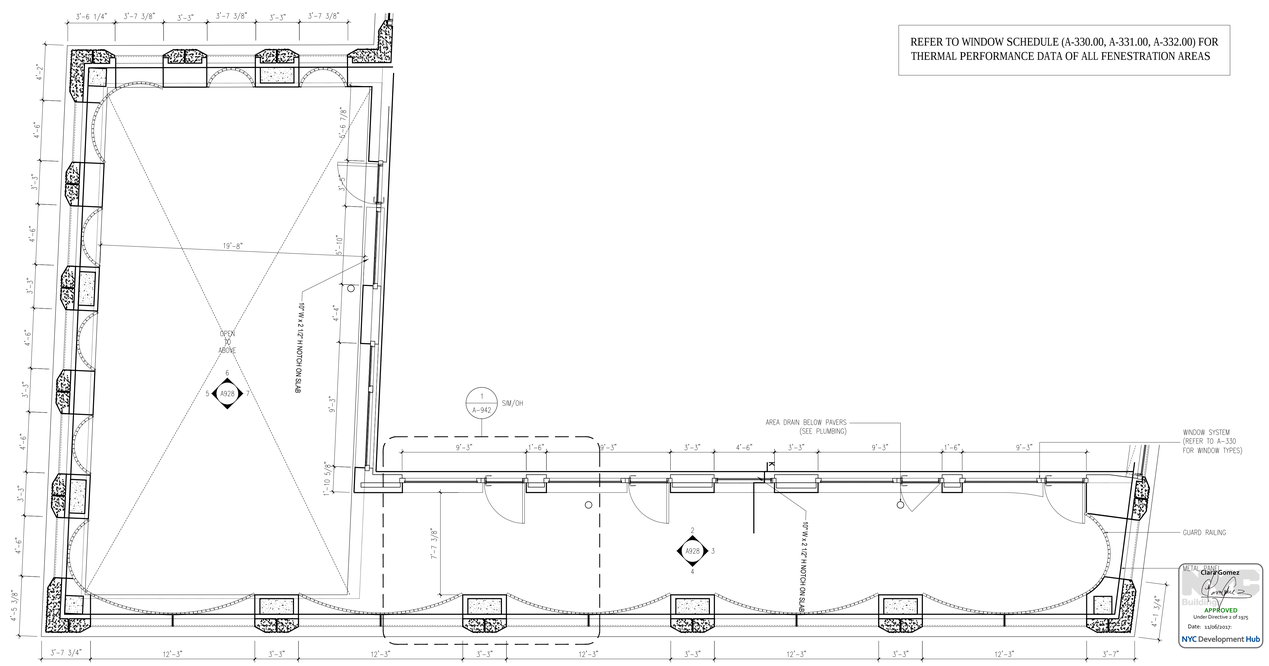

1 A928 SOUTH LOGGIA PLAN - FLOORS 60
SCALE: 1/4" = 1'-0"

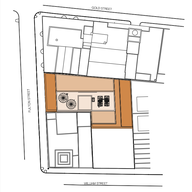

KEY PLAN

NOTES:

8	10/30/2017	ISSUED TO DOB
7	08/29/2017	ASI-011 RESIDENTIAL FLOORS LIGHTING UPDATES
6	07/24/2017	ASI-001 REVISED PRECAST RADII
5	06/14/2017	ISSUED FOR CONSTRUCTION
4	03/31/2017	95% CD SUBMISSION
3	01/20/2017	80% CD SUBMISSION
2	01/06/2017	DOB RE-SUBMISSION
1	11/11/2016	CORE & SHELL BUY SET

Number: Date: Revision:

Project:
130 WILLIAM STREET
130 WILLIAM STREET
NEW YORK, NY 10038

Client:
THE LIGHTSTONE GROUP
130 WILLIAM STREET PROPERTY OWNER LLC
460 PARK AVE, 13TH FLOOR
NEW YORK, NY 10022
(212) 616-9971

Architect:
HILL | WEST ARCHITECTS
11 BROADWAY
17TH FLOOR
NEW YORK, NY 10004
T. 212 213 8007

Creative Director
Adjaye Associates
415 Broadway, 3rd Fl.
New York, NY 10013
(212) 965-8477

Building Structures:
McNamara Salvia
62 West 45th Street, 11th Fl.
New York, NY 10036
(212) 246-9800

MEP Engineer:
Ventrop ECG, LLC
365 W 34th Street, 3rd Fl.
New York, NY 10001
(212) 244-5060

Exterior Facade Consultant:
Gilsanz Murray Steficek, LLP
129 West 27th Street, 5th Fl.
New York, NY 10001
(212) 254-0030

Landscape Architect:
Weintraub Diaz, LLC
19 New Street
Nyack, NY 10960
(845) 353-2500

Civil Engineer & Acoustic Consultant:
AKRF Engineering PC
440 Park Avenue South, 7th Fl.
New York, NY 10016
(646) 388-9829

IT & Security Consultant:
Anj Communications
133 Sunny Ridge Road
Harrison, New York 10528
(914) 967-1967

Pool Consultant:
Integrated Aquatics Engineering, Inc.
75 Shewell Ave
Doylestown, PA 18901
(215) 230-8623

Elevator Consultant:
Jenkins and Huntington
1251 Avenue of the Americas
New York, NY 10020
(212)-696-1818

DOB STAMPS & SIGNATURES:

DWG TITLE:
60TH FLOOR LOGGIA ENLARGED PLANS & ELEVATIONS

NB#121192903

METAL PANEL
Clair Gomez
APPROVED
Under Directive 1 of 1975
Date 11/06/2017
NYC Development Hub

SEAL & SIGNATURE:
REGISTERED ARCHITECT CHARLES RENTA 029807 STATE OF NEW YORK

DATE: 10/30/2017
PROJECT #: 14426
SCALE: 1/8" = 1'-0"
A-928.00
DWG NO.

J:\14426 130 William Street\A\01_Drawing Set\01_Submissions

DEPT OF BLDGS 421300925 Job Number
E587156470 Scan Code

REFER TO WINDOW SCHEDULE (A-330.00, A-331.00, A-332.00) FOR THERMAL PERFORMANCE DATA OF ALL FENESTRATION AREAS

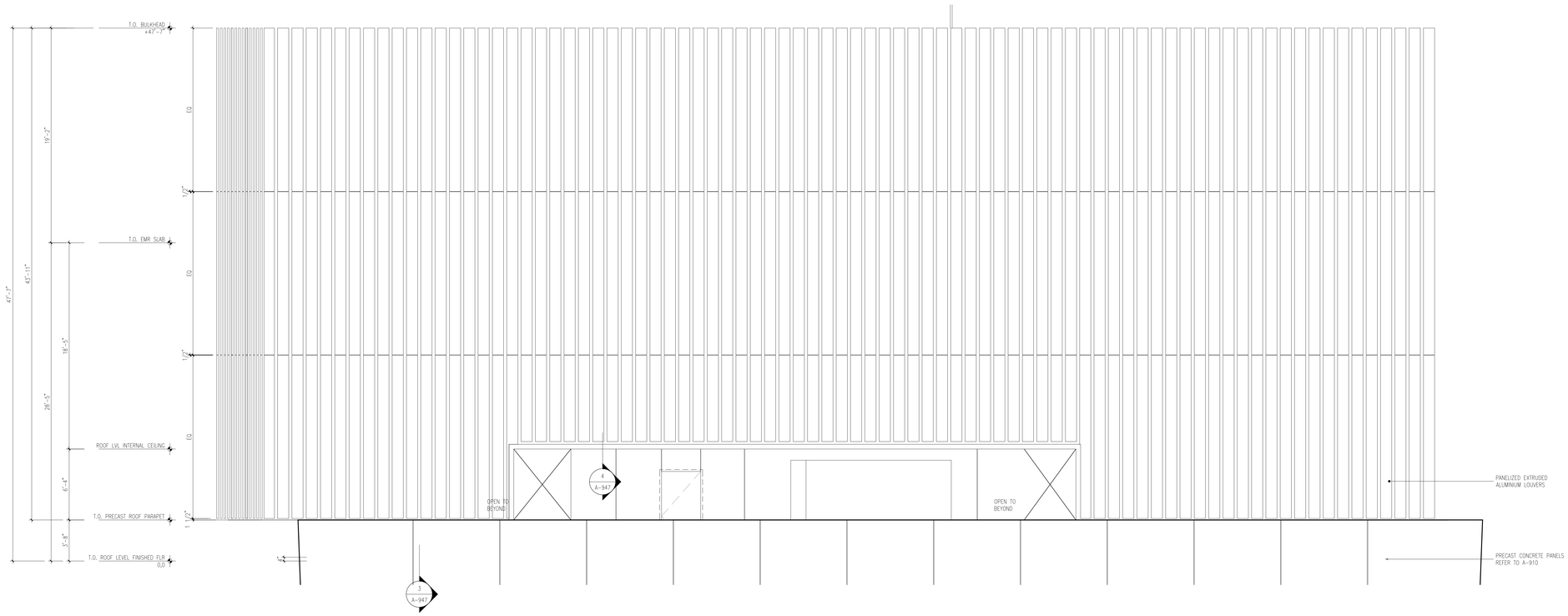

2 EMR BULKHEAD ELEVATION
A-929 SCALE: 1/4" = 1'-0"

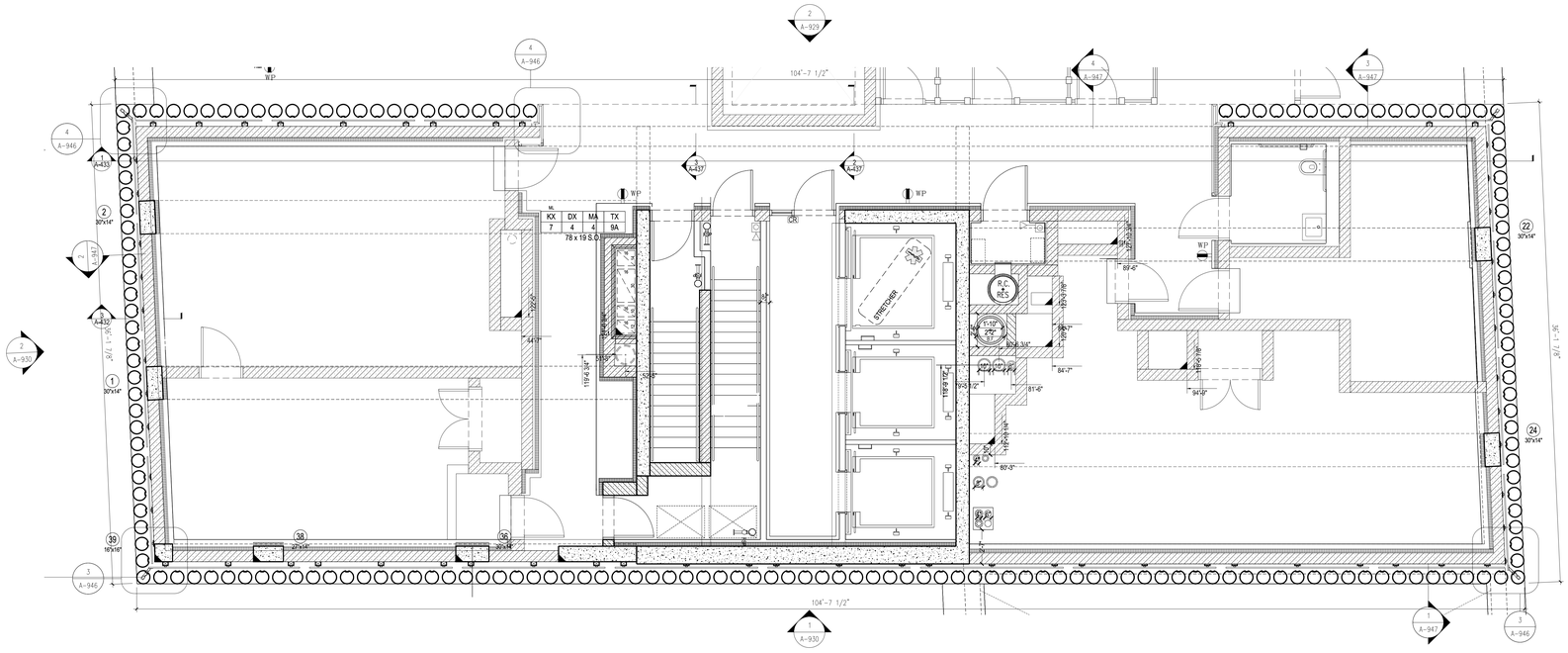

1 EMR BULKHEAD PLAN
A-929 SCALE: 1/4" = 1'-0"

Clara Gomez
APPROVED
Under Directive 1 of 1975
Date: 11/06/2017
NYC Development Hub

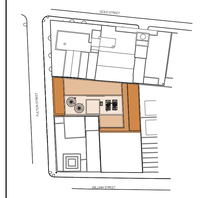

KEY PLAN

NOTES:

Number:	Date:	Revision:
6	10/30/2017	ISSUED TO DOB
5	06/14/2017	ISSUED FOR CONSTRUCTION
4	03/31/2017	95% CD SUBMISSION
3	01/20/2017	80% CD SUBMISSION
2	01/06/2017	DOB RE-SUBMISSION
1	11/11/2016	CORE & SHELL BUY SET

Project:
130 WILLIAM STREET
130 WILLIAM STREET
NEW YORK, NY 10038

Client:
THE LIGHTSTONE GROUP
130 WILLIAM STREET PROPERTY OWNER LLC
460 PARK AVE, 13TH FLOOR
NEW YORK, NY 10022
(212) 616-9971

Architect:
HILL | WEST ARCHITECTS
11 BROADWAY
17TH FLOOR
NEW YORK, NY 10004
T. 212 213 8007

Creative Director
Adjaye Associates
415 Broadway, 3rd Fl.
New York, NY 10013
(212) 965-8477

Building Structures:
McNamara Salvia
62 West 45th Street, 11th Fl.
New York, NY 10036
(212) 246-9800

MEP Engineer:
Ventrop ECG, LLC
365 W 34th Street, 3rd Fl.
New York, NY 10001
(212) 244-5060

Exterior Facade Consultant:
Gilsanz Murray Steficek, LLP
129 West 27th Street, 5th Fl.
New York, NY 10001
(212) 254-0030

Landscape Architect:
Weintraub Diaz, LLC
19 New Street
Nyack, NY 10960
(845) 353-2500

Civil Engineer & Acoustic Consultant:
AKRF Engineering PC
440 Park Avenue South, 7th Fl.
New York, NY 10016
(646) 388-9829

IT & Security Consultant:
Anj Communications
133 Sunny Ridge Road
Harrison, New York 10528
(914) 967-1967

Pool Consultant:
Integrated Aquatics Engineering, Inc.
75 Shewell Ave
Doylestown, PA 18901
(215) 230-8623

Elevator Consultant:
Jenkins and Huntington
1251 Avenue of the Americas
New York, NY 10020
(212)-696-1818

DOB STAMPS & SIGNATURES:

DWG TITLE:
ROOF ENLARGED PLANS & ELEVATIONS

NB#121192903

SEAL & SIGNATURE:
REGISTERED ARCHITECT CLARA GOMEZ 026861 STATE OF NEW YORK

DATE: 10/30/2017
PROJECT #: 14A26
SCALE: 1/4" = 1'-0"
A-929.00
DWG NO.

C:\ACD 130 Main Sheets\A1_Drawing Sheet 01_Submission

DEPT OF BLDGS 121192903 Job Number
ES911964113 Scan Code

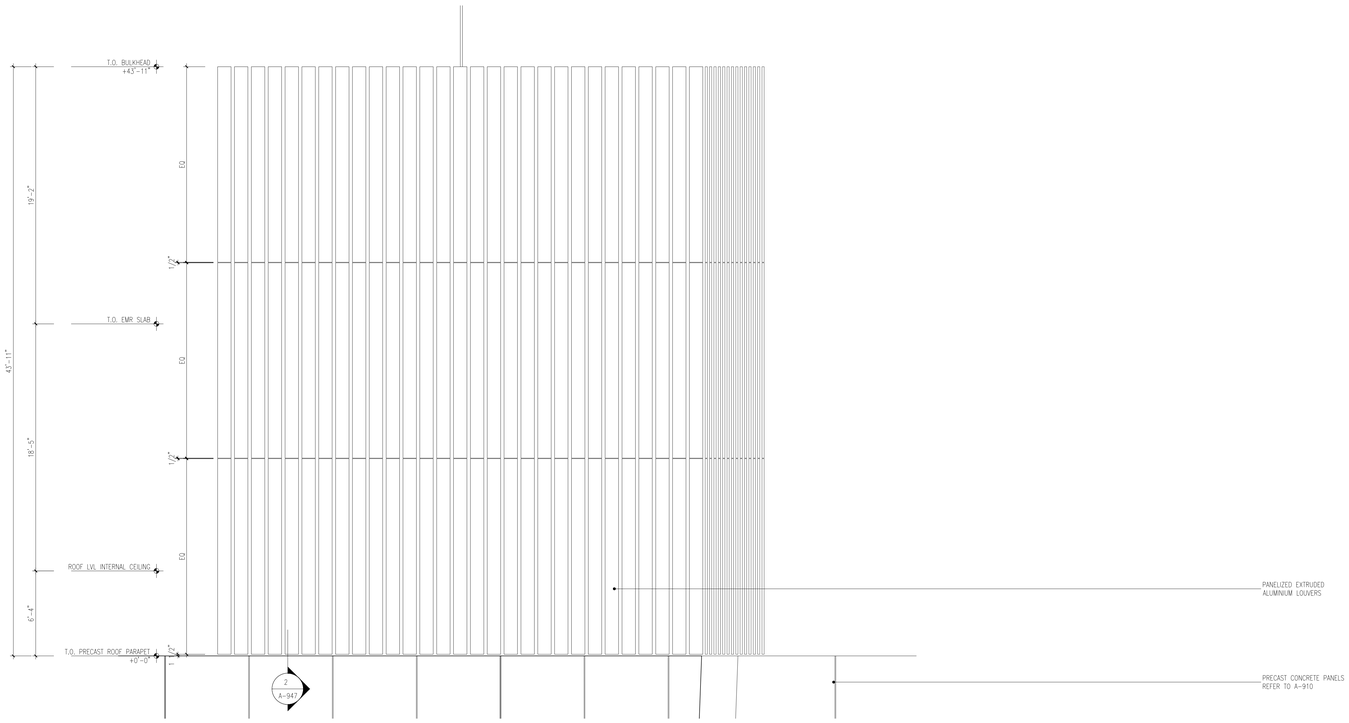

2 A-930 EMR BULKHEAD ELEVATION
SCALE: 1/4" = 1'-0"

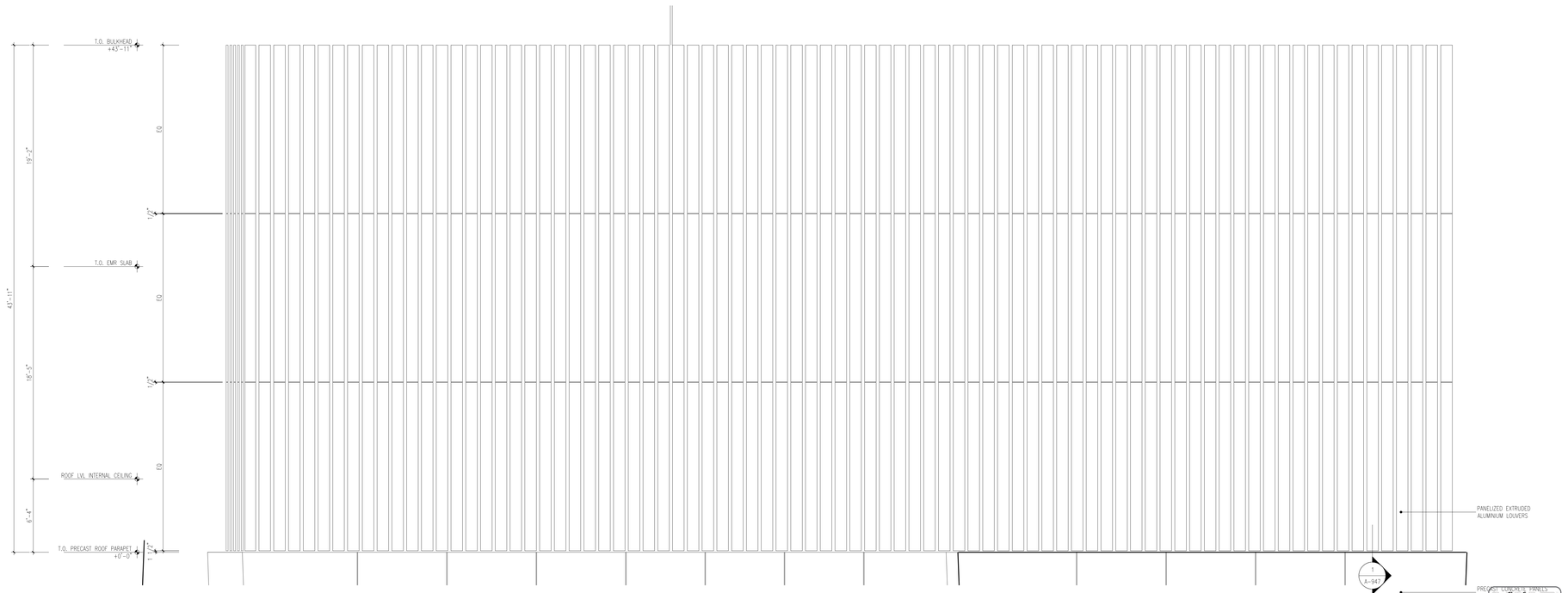

1 A-930 EMR BULKHEAD ELEVATION
SCALE: 1/4" = 1'-0"

Clara Gomez
APPROVED
Under Directive 2 of 1975
Date: 11/06/2017
NYC Development Hub

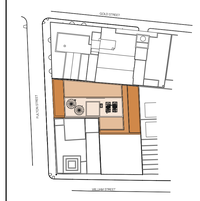

KEY PLAN

NOTES:

Number:	Date:	Revision:
6	10/30/2017	ISSUED TO DOB
5	06/14/2017	ISSUED FOR CONSTRUCTION
4	03/31/2017	95% CD SUBMISSION
3	01/20/2017	80% CD SUBMISSION
2	01/06/2017	DOB RE-SUBMISSION
1	11/11/2016	CORE & SHELL BUY SET

Project:
130 WILLIAM STREET
130 WILLIAM STREET
NEW YORK, NY 10038

Client:
THE LIGHTSTONE GROUP
130 WILLIAM STREET PROPERTY OWNER LLC
460 PARK AVE, 13TH FLOOR
NEW YORK, NY 10022
(212) 616-9971

Architect:
HILL | WEST ARCHITECTS
11 BROADWAY
17TH FLOOR
NEW YORK, NY 10004
T. 212 213 8007

Creative Director
Adjaye Associates
415 Broadway, 3rd Fl.
New York, NY 10013
(212) 965-8477

Building Structures:
McNamara Salvia
62 West 45th Street, 11th Fl.
New York, NY 10036
(212) 246-9800

MEP Engineer:
Ventrop ECG, LLC
365 W 34th Street, 3rd Fl.
New York, NY 10001
(212) 244-5060

Exterior Facade Consultant:
Gilsanz Murray Steficek, LLP
129 West 27th Street, 5th Fl.
New York, NY 10001
(212) 254-0030

Landscape Architect:
Weintraub Diaz, LLC
19 New Street
Nyack, NY 10960
(845) 353-2500

Civil Engineer & Acoustic Consultant:
AKRF Engineering PC
440 Park Avenue South, 7th Fl.
New York, NY 10016
(646) 388-9829

IT & Security Consultant:
Anj Communications
133 Sunny Ridge Road
Harrison, New York 10528
(914) 967-1967

Pool Consultant:
Integrated Aquatics Engineering, Inc.
75 Shewell Ave
Doylestown, PA 18901
(215) 230-8623

Elevator Consultant:
Jenkins and Huntington
1251 Avenue of the Americas
New York, NY 10020
(212)-696-1818

DOB STAMPS & SIGNATURES:

DWG TITLE:
ROOF ENLARGED PLANS & ELEVATIONS

NB#121192903

SEAL & SIGNATURE:
REGISTERED ARCHITECT
DAVID CHARLES WEST
STATE OF NEW YORK
020801

DATE: 10/30/2017
PROJECT #: 14A26
SCALE: 1/4" = 1'-0"
A-930.00
DWG NO.

J:\14A26 CD Wilson Dwelstich_Drawing Sets\11_Submissions

DEPT OF BLDGS 121192903 Job Number
E3852599644 Scan Code

TYPICAL NOTE ON ALL OPAQUE ASSEMBLIES:

2. AIR LEAKAGE OF ALL ASSEMBLIES OF MATERIALS AND COMPONENTS (SEALANTS, TAPES, ETC.) INCLUDED IN THE BUILDING ENVELOPE MEETS OR EXCEEDS ASHRAE 90.1-2013 SECTION 5.4.1.3 REQUIREMENTS AND HAVE AN AVERAGE AIR LEAKAGE NOT TO EXCEED 0.04 CFM/FT2 UNDER A PRESSURE DIFFERENTIAL OF 0.3 IN. H20 (1.57PDF) WHEN TESTED IN ACCORDANCE WITH ASTM E 2357, ASTM E 1677, ASTM E 1680, OR ASTM E283.

REFER TO WINDOW SCHEDULE (A-330.00, A-331.00, A-332.00) FOR THERMAL PERFORMANCE DATA OF ALL FENESTRATION AREAS

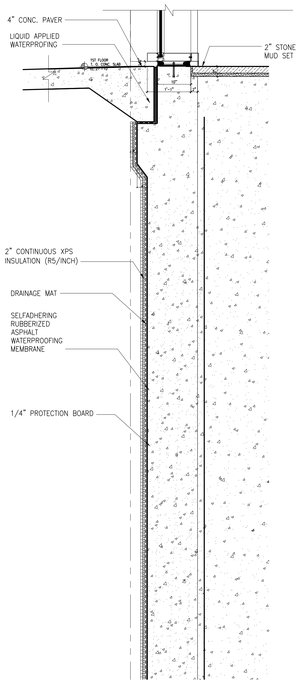

14 FOUNDATION WALL
A-931 SCALE: 3/4" = 1'-0"

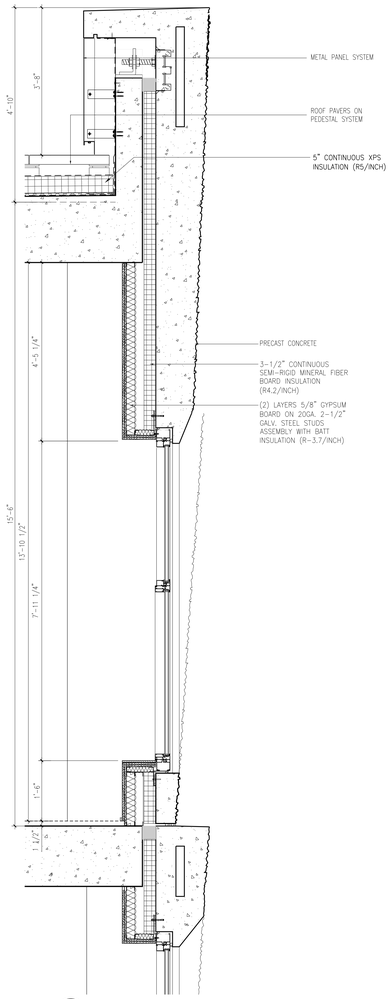

13 WINDOW SECTION
A-931 SCALE: 3/4" = 1'-0"

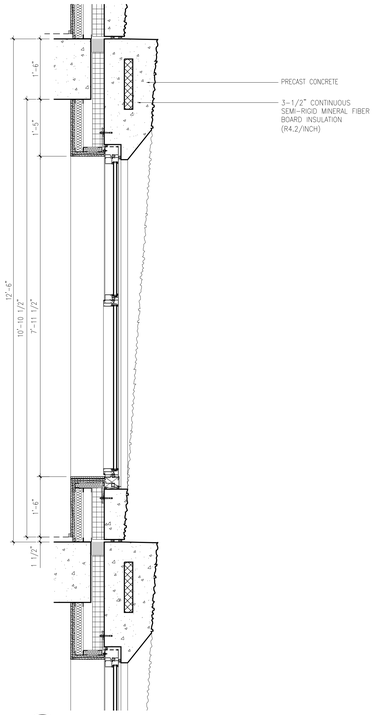

12 OPERABLE/FIXED WINDOW - WALL SECTION
A-931 SCALE: 3/4" = 1'-0"

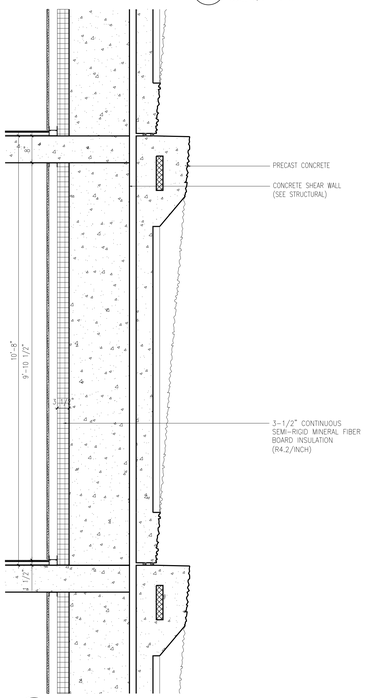

11 INFILL PANEL - WALL SECTION
A-931 SCALE: 3/4" = 1'-0"

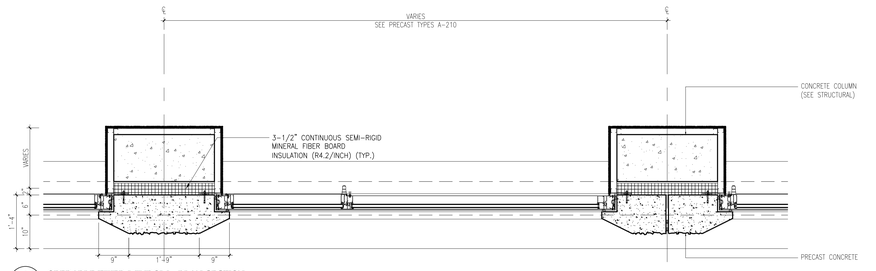

6 OPERABLE/FIXED WINDOW - PLAN SECTION
A-931 SCALE: 3/4" = 1'-0"

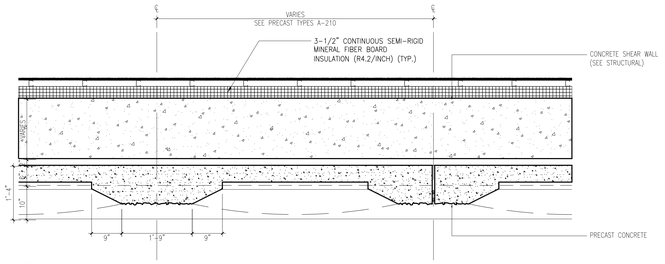

5 INFILL PANEL - PLAN SECTION
A-931 SCALE: 3/4" = 1'-0"

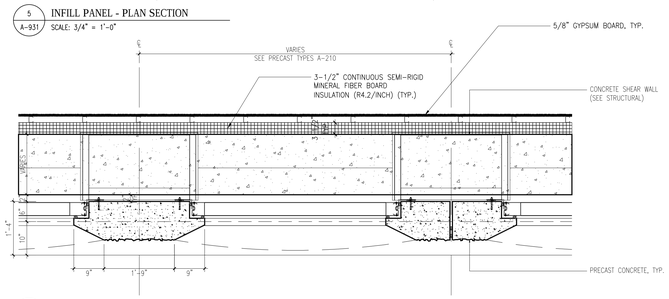

4 LOUVER PANEL - PLAN SECTION
A-931 SCALE: 3/4" = 1'-0"

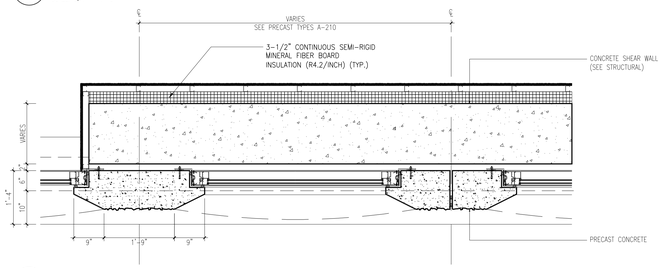

3 SPANDREL WINDOW - PLAN SECTION
A-931 SCALE: 3/4" = 1'-0"

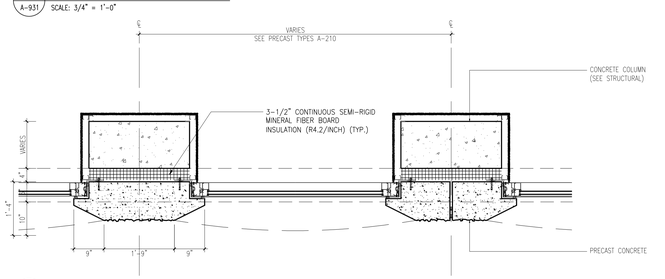

2 FIXED WINDOW - PLAN SECTION
A-931 SCALE: 3/4" = 1'-0"

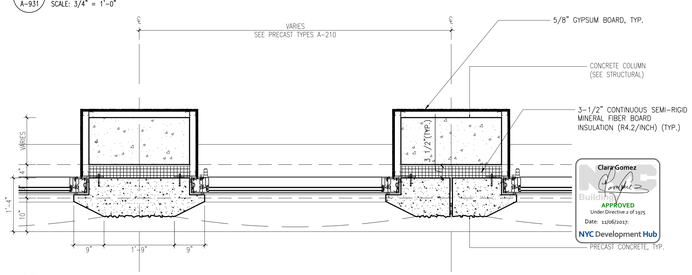

1 OPERABLE WINDOW - PLAN SECTION
A-931 SCALE: 3/4" = 1'-0"

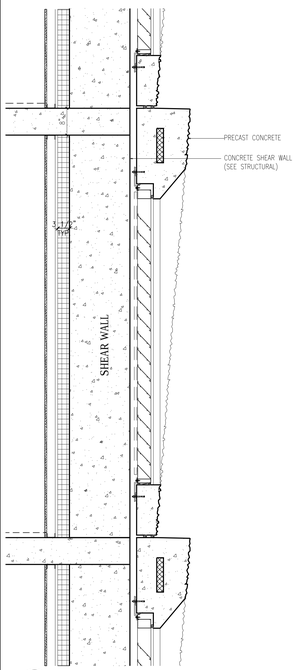

10 LOUVER PANEL - WALL SECTION
A-931 SCALE: 3/4" = 1'-0"

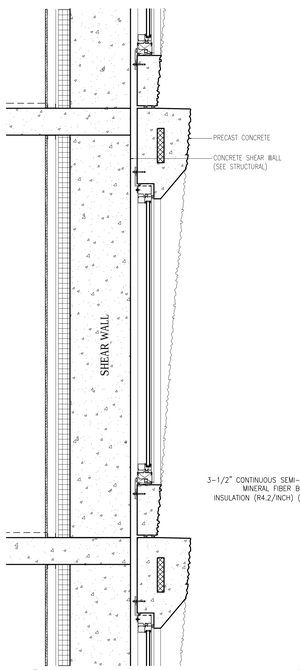

9 SPANDREL WINDOW - WALL SECTION
A-931 SCALE: 3/4" = 1'-0"

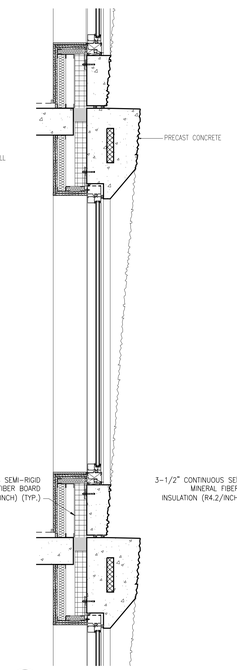

8 FIXED WINDOW - WALL SECTION
A-931 SCALE: 3/4" = 1'-0"

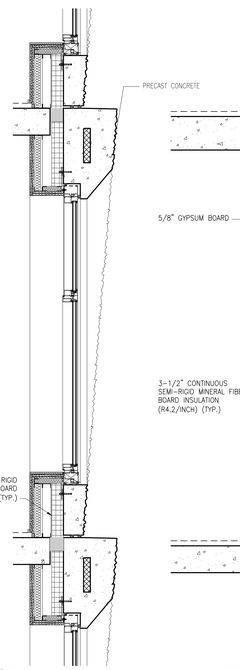

7 OPERABLE WINDOW - WALL SECTION
A-931 SCALE: 3/4" = 1'-0"

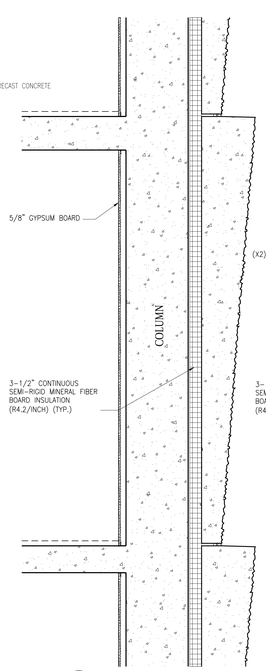

15 COLUMN SECTION
A-931 SCALE: 3/4" = 1'-0"

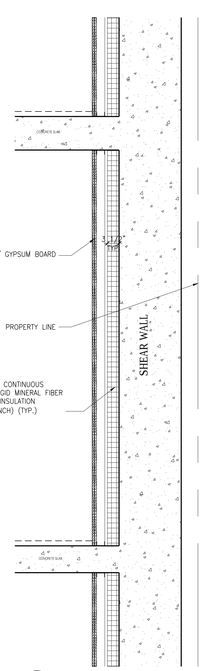

16 LOT LINE CONDITION AT SLAB EDGE
A-931 SCALE: 3/4" = 1'-0"

NOTES:

Number:	Date:	Revision:
6	10/30/2017	ISSUED TO DOB
5	06/14/2017	ISSUED FOR CONSTRUCTION
4	03/31/2017	95% CD SUBMISSION
3	01/20/2017	80% CD SUBMISSION
2	01/06/2017	DOB RE-SUBMISSION
1	11/11/2016	CORE & SHELL BUY SET

Project:
130 WILLIAM STREET
130 WILLIAM STREET
NEW YORK, NY 10038

Client:
THE LIGHTSTONE GROUP
130 WILLIAM STREET PROPERTY OWNER LLC
460 PARK AVE, 13TH FLOOR
NEW YORK, NY 10022
(212) 616-9971

Architect:
HILL | WEST ARCHITECTS
11 BROADWAY
17TH FLOOR
NEW YORK, NY 10004
T. 212 213 8007

Creative Director
Adjaye Associates
415 Broadway, 3rd Fl.
New York, NY 10013
(212) 965-8477

Building Structures:
McNamara Salvia
62 West 45th Street, 11th Fl.
New York, NY 10036
(212) 246-9800

MEP Engineer:
Ventrop ECG, LLC
365 W 34th Street, 3rd Fl.
New York, NY 10001
(212) 244-5060

Exterior Facade Consultant:
Gilsanz Murray Steficek, LLP
129 West 27th Street, 5th Fl.
New York, NY 10001
(212) 254-0030

Landscape Architect:
Weintraub Diaz, LLC
19 New Street
Nyack, NY 10960
(845) 353-2500

Civil Engineer & Acoustic Consultant:
AKRF Engineering PC
440 Park Avenue South, 7th Fl.
New York, NY 10016
(646) 388-9829

IT & Security Consultant:
Anj Communications
133 Sunny Ridge Road
Harrison, New York 10528
(914) 967-1967

Pool Consultant:
Integrated Aquatics Engineering, Inc.
75 Shewell Ave
Doylestown, PA 18901
(215) 230-8623

Elevator Consultant:
Jenkins and Huntington
1251 Avenue of the Americas
New York, NY 10020
(212)-696-1818

DOB STAMPS & SIGNATURES:

Clara Gomez
Buildings
APPROVED
Under Directive 1 of 1975
Date: 11/06/2017
NYC Development Hub

DWG TITLE:
TYPICAL PRECAST DETAILS

NB#121192903

SEAL & SIGNATURE:
REGISTERED ARCHITECT CHARLES WEST 029888 COUNTY OF NEW YORK STATE OF NEW YORK

DATE: 10/30/2017
PROJECT #: 14026
SCALE: 1/4" = 1'-0"
DWG NO. A-931.00

J:\14026 130 William Street\Arch\1_Drawing Sets\130_Submissions

DEPT OF BLDGS 121192903 Job Number
E399560908US Scan Code

REFER TO WINDOW SCHEDULE (A-330.00, A-331.00, A-332.00) FOR THERMAL PERFORMANCE DATA OF ALL FENESTRATION AREAS

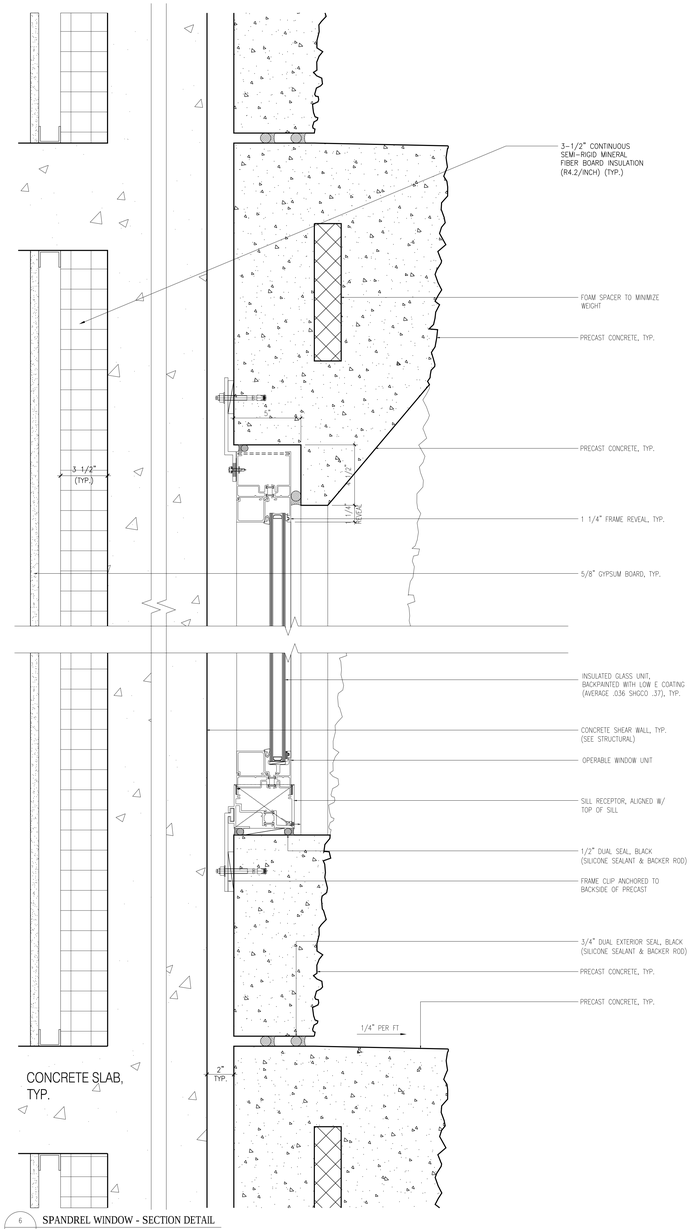

6 A-932 SPANDREL WINDOW - SECTION DETAIL
SCALE: 3" = 1'-0"

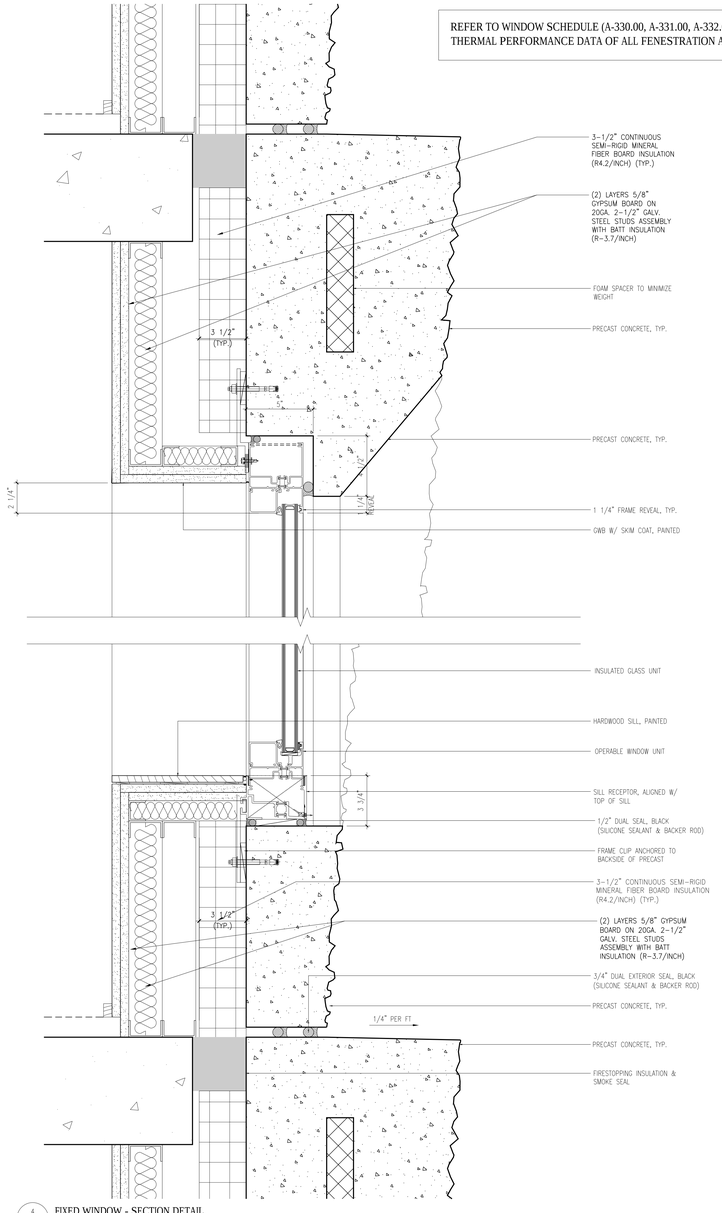

4 A-932 FIXED WINDOW - SECTION DETAIL
SCALE: 3" = 1'-0"

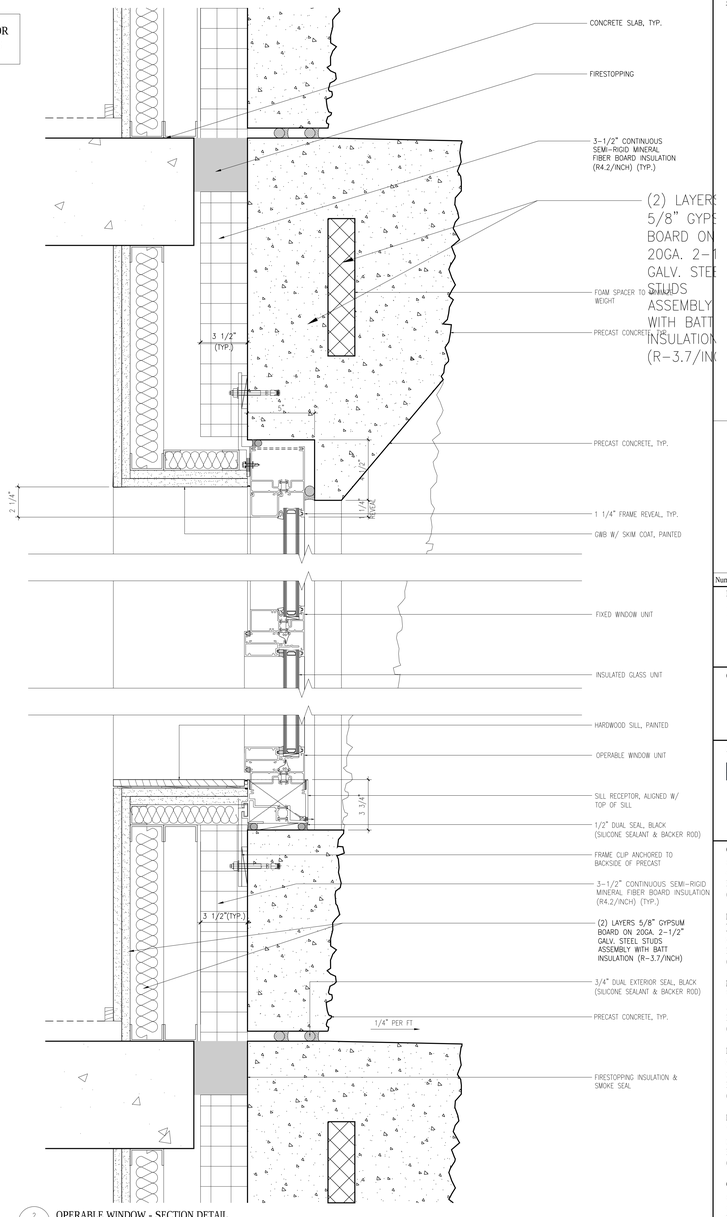

2 A-932 OPERABLE WINDOW - SECTION DETAIL
SCALE: 3" = 1'-0"

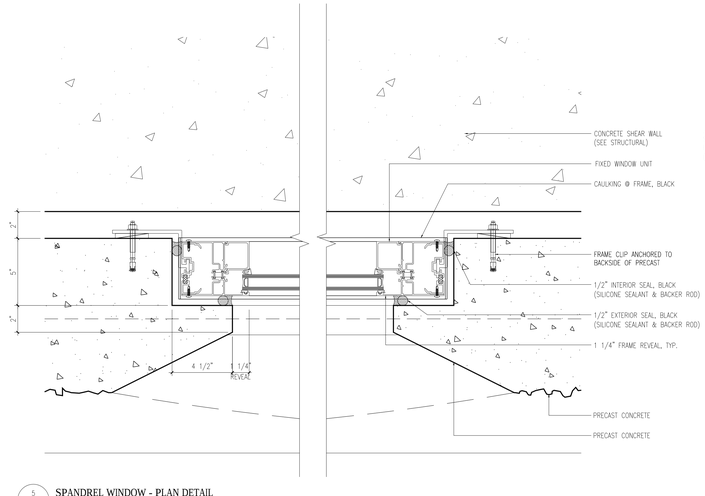

5 A-932 SPANDREL WINDOW - PLAN DETAIL
SCALE: 3" = 1'-0"

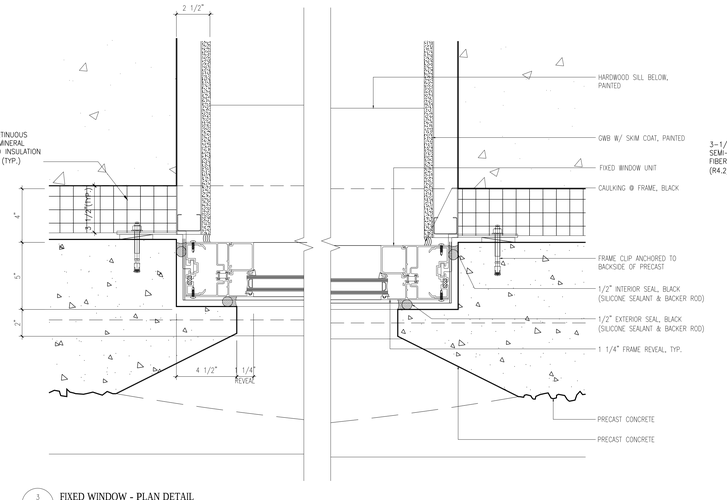

3 A-932 FIXED WINDOW - PLAN DETAIL
SCALE: 3" = 1'-0"

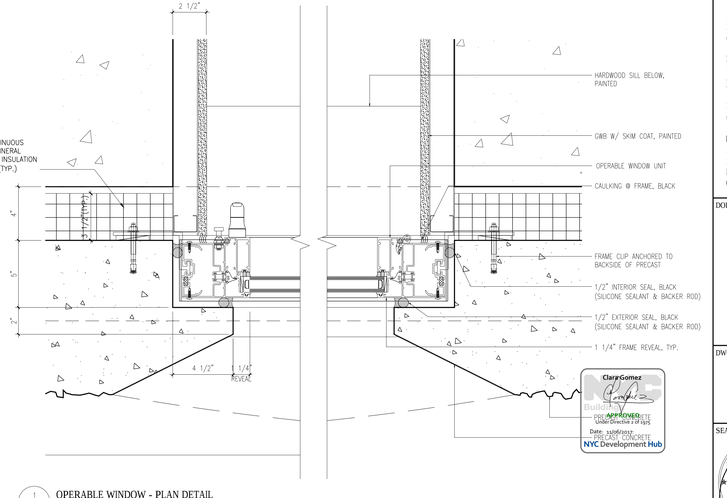

1 A-932 OPERABLE WINDOW - PLAN DETAIL
SCALE: 3" = 1'-0"

NOTES:

Number:	Date:	Revision:
6	10/30/2017	ISSUED TO DOB
5	06/14/2017	ISSUED FOR CONSTRUCTION
4	03/31/2017	95% CD SUBMISSION
3	01/20/2017	80% CD SUBMISSION
2	01/06/2017	DOB RE-SUBMISSION
1	11/11/2016	CORE & SHELL BUY SET

Project:
130 WILLIAM STREET
130 WILLIAM STREET
NEW YORK, NY 10038

Client:
THE LIGHTSTONE GROUP
130 WILLIAM STREET PROPERTY OWNER LLC
460 PARK AVE, 13TH FLOOR
NEW YORK, NY 10022
(212) 616-9971

Architect:
HILL | WEST ARCHITECTS
11 BROADWAY
17TH FLOOR
NEW YORK, NY 10004
T. 212 213 8007

Creative Director
Adjaye Associates
415 Broadway, 3rd Fl.
New York, NY 10013
(212) 965-8477

Building Structures:
McNamara Salvia
62 West 45th Street, 11th Fl.
New York, NY 10036
(212) 246-9800

MEP Engineer:
Ventrop ECG, LLC
365 W 34th Street, 3rd Fl.
New York, NY 10001
(212) 244-5060

Exterior Facade Consultant:
Gilsanz Murray Steficek, LLP
129 West 27th Street, 5th Fl.
New York, NY 10001
(212) 254-0030

Landscape Architect:
Weintraub Diaz, LLC
19 New Street
Nyack, NY 10960
(845) 353-2500

Civil Engineer & Acoustic Consultant:
AKRF Engineering PC
440 Park Avenue South, 7th Fl.
New York, NY 10016
(646) 388-9829

IT & Security Consultant:
Anj Communications
133 Sunny Ridge Road
Harrison, New York 10528
(914) 967-1967

Pool Consultant:
Integrated Aquatics Engineering, Inc.
75 Shewell Ave
Doylestown, PA 18901
(215) 230-8623

Elevator Consultant:
Jenkins and Huntington
1251 Avenue of the Americas
New York, NY 10020
(212)-696-1818

DOB STAMPS & SIGNATURES:

DWG TITLE:
TYPICAL DETAILS

NB#121192903

SEAL & SIGNATURE:
REGISTERED ARCHITECT GUY CHARLES REID STATE OF NEW YORK

DATE: 10/30/2017
PROJECT #: 14426
SCALE: 1/4"= 1'-0"
A-932.00
DWG NO.

Z:\14426 130 William Street\A01_Drawing Set\10_Submissions

DEPT OF BLDGS 421300925 Job Number
ES3973509515 Scan Code

REFER TO WINDOW SCHEDULE (A-330.00, A-331.00, A-332.00) FOR THERMAL PERFORMANCE DATA OF ALL FENESTRATION AREAS

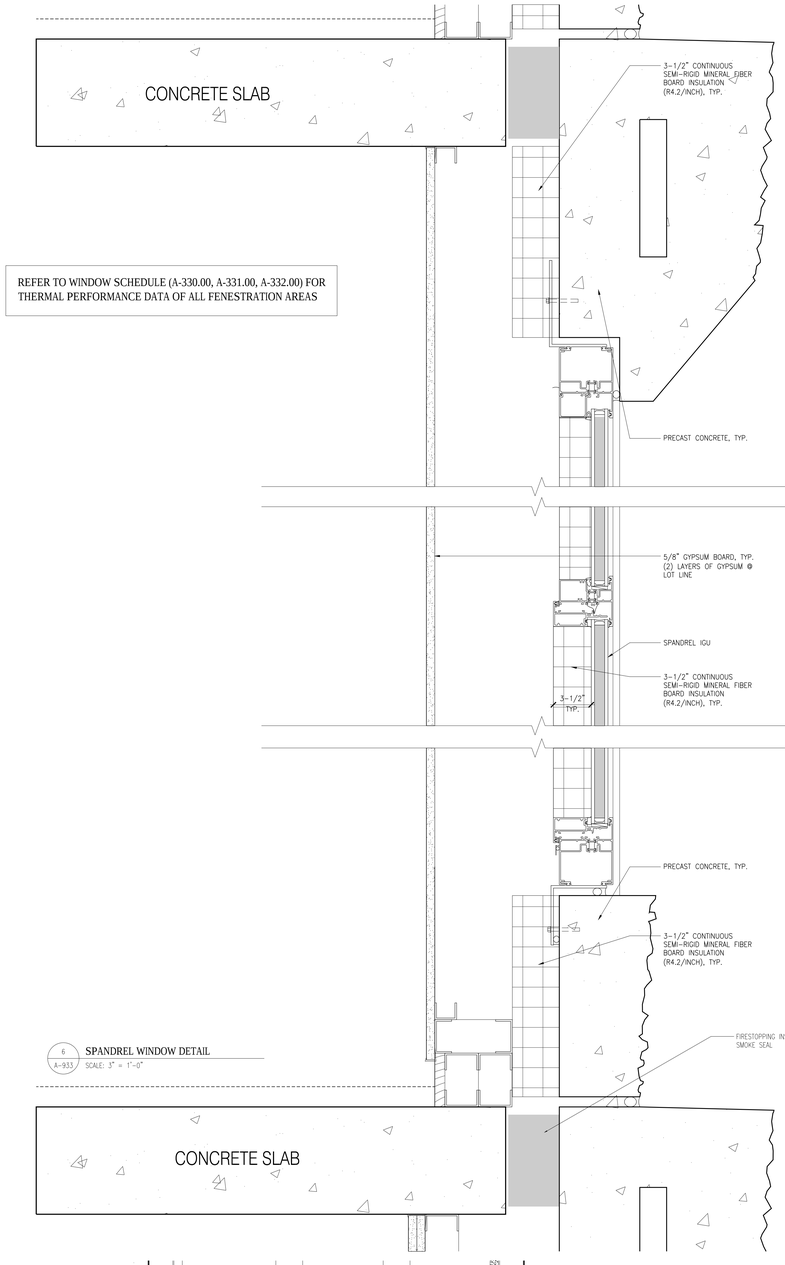

6 A-933 SPANDREL WINDOW DETAIL
SCALE: 3" = 1'-0"

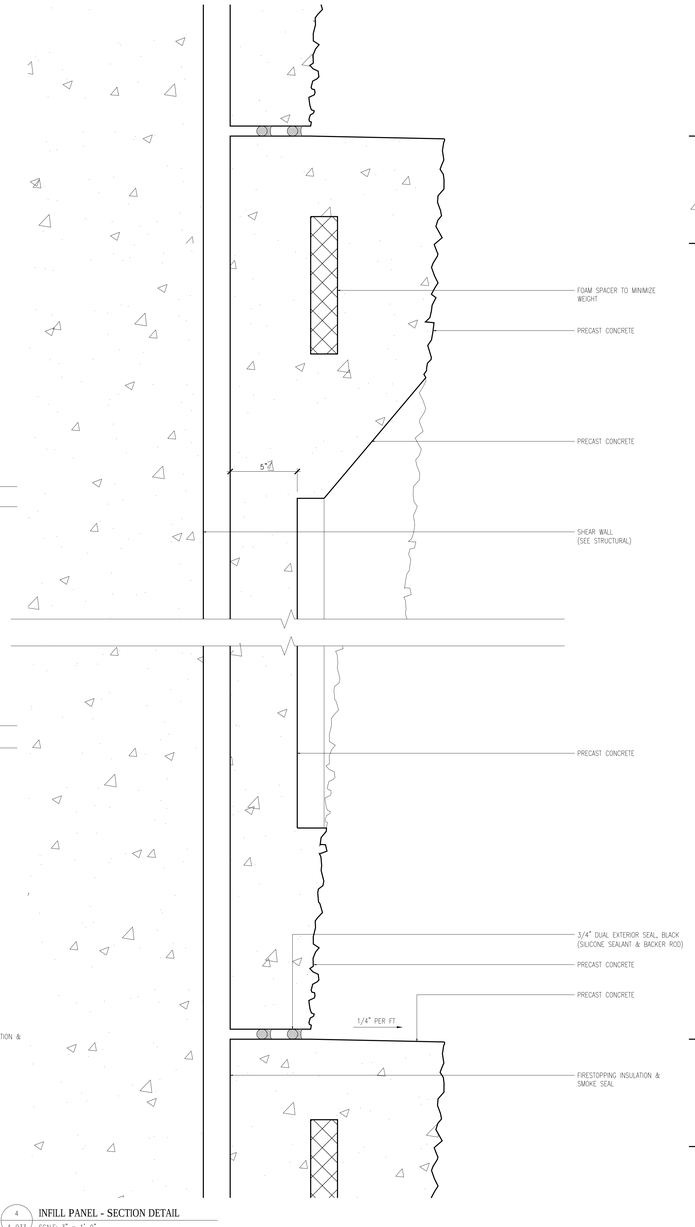

4 A-933 INFILL PANEL - SECTION DETAIL
SCALE: 3" = 1'-0"

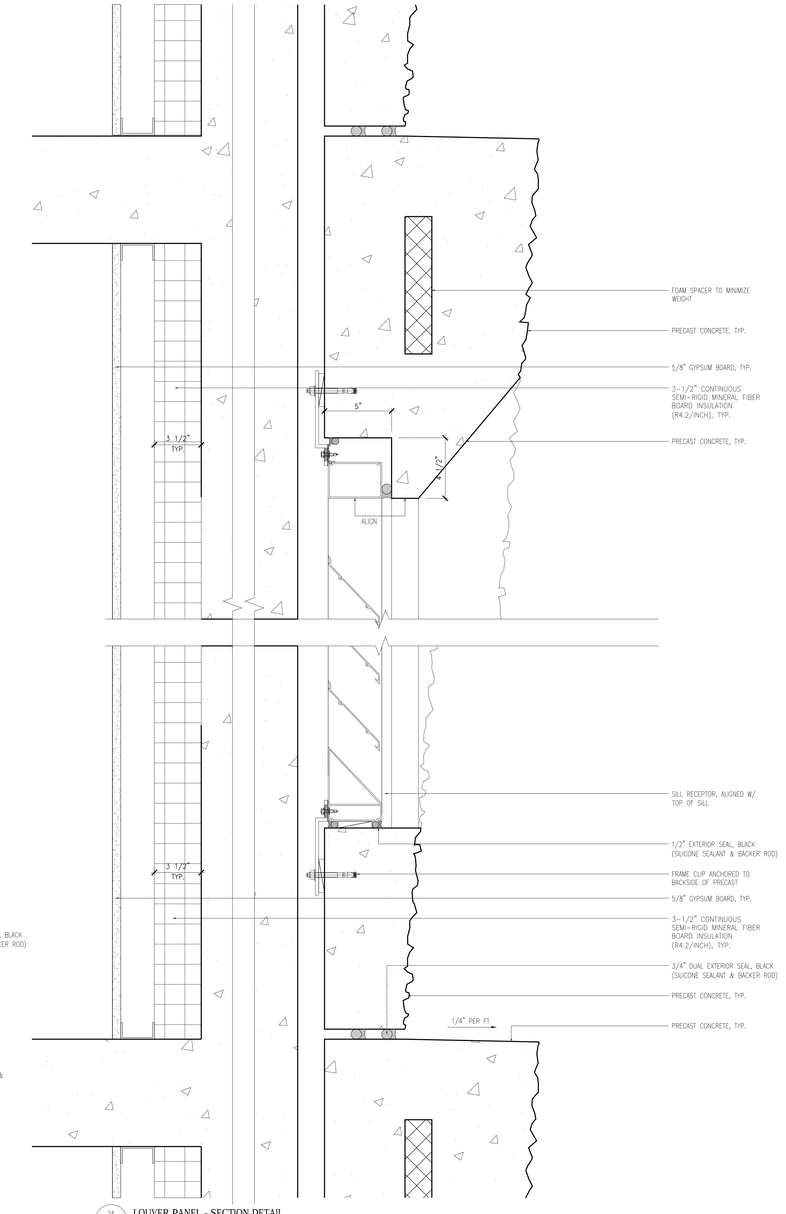

2A A-933 LOUVER PANEL - SECTION DETAIL
SCALE: 3" = 1'-0"

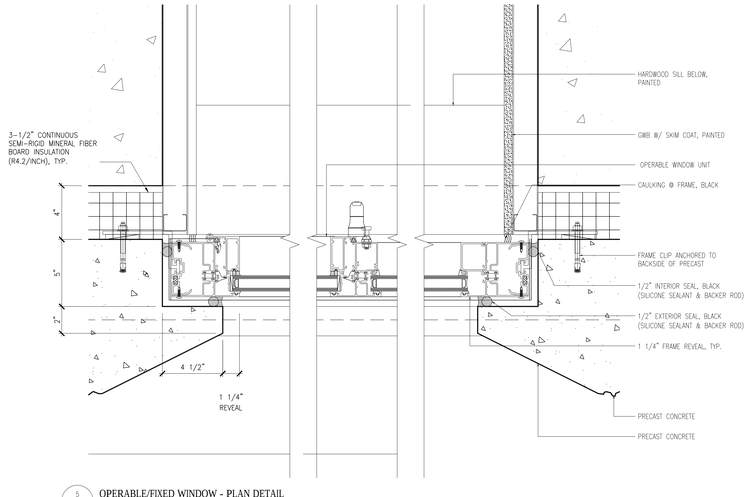

5 A-933 OPERABLE/FIXED WINDOW - PLAN DETAIL
SCALE: 3" = 1'-0"

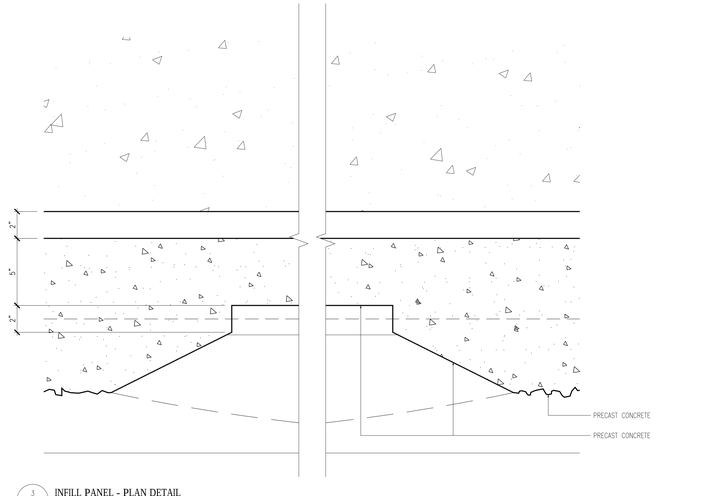

3 A-933 INFILL PANEL - PLAN DETAIL
SCALE: 3" = 1'-0"

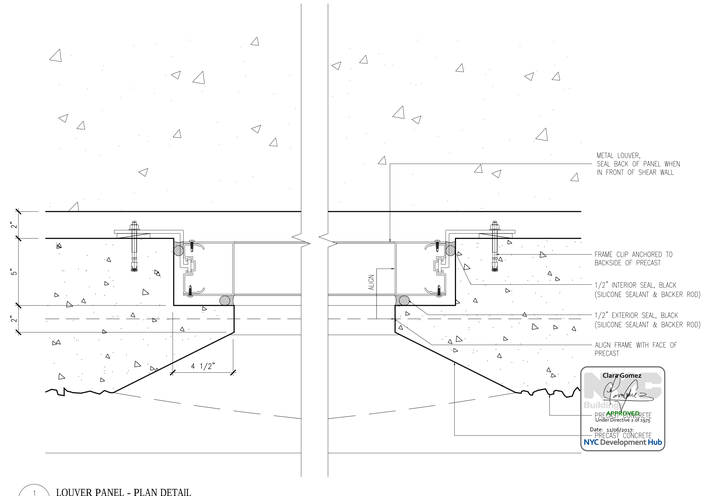

1 A-933 LOUVER PANEL - PLAN DETAIL
SCALE: 3" = 1'-0"

NOTES:

6	10/30/2017	ISSUED TO DOB
5	06/14/2017	ISSUED FOR CONSTRUCTION
4	03/31/2017	95% CD SUBMISSION
3	01/20/2017	80% CD SUBMISSION
2	01/06/2017	DOB RE-SUBMISSION
1	11/11/2016	CORE & SHELL BUY SET
Number:	Date:	Revision:

Project:
130 WILLIAM STREET
130 WILLIAM STREET
NEW YORK, NY 10038

Client:
THE LIGHTSTONE GROUP
130 WILLIAM STREET PROPERTY OWNER LLC
460 PARK AVE, 13TH FLOOR
NEW YORK, NY 10022
(212) 616-9971

Architect:
HILL | WEST ARCHITECTS
11 BROADWAY
17TH FLOOR
NEW YORK, NY 10004
T. 212 213 8007

Creative Director
Adjaye Associates
415 Broadway, 3rd Fl.
New York, NY 10013
(212) 965-8477

Building Structures:
McNamara Salvia
62 West 45th Street, 11th Fl.
New York, NY 10036
(212) 246-9800

MEP Engineer:
Ventrop ECG, LLC
365 W 34th Street, 3rd Fl.
New York, NY 10001
(212) 244-5060

Exterior Facade Consultant:
Gilsanz Murray Steficek, LLP
129 West 27th Street, 5th Fl.
New York, NY 10001
(212) 254-0030

Landscape Architect:
Weintraub Diaz, LLC
19 New Street
Nyack, NY 10960
(845) 353-2500

Civil Engineer & Acoustic Consultant:
AKRF Engineering PC
440 Park Avenue South, 7th Fl.
New York, NY 10016
(646) 388-9829

IT & Security Consultant:
Anj Communications
133 Sunny Ridge Road
Harrison, New York 10528
(914) 967-1967

Pool Consultant:
Integrated Aquatics Engineering, Inc.
75 Shewell Ave
Doylestown, PA 18901
(215) 230-8623

Elevator Consultant:
Jenkins and Huntington
1251 Avenue of the Americas
New York, NY 10020
(212)-696-1818

DOB STAMPS & SIGNATURES:

DWG TITLE:
TYPICAL DETAILS

NB#121192903

SEAL & SIGNATURE:
REGISTERED ARCHITECT GREGORY CHARLES MILLER 030801 STATE OF NEW YORK

DATE: 10/30/2017
PROJECT #: 14426
SCALE: 1/4" = 1'-0"
A-933.00
DWG NO.

J:\14426 130 William Street\A-Arch_Drawing Set\10_Submission

DEPT OF BLDGS 121192903 Job Number
E380501418W Scan Code

REFER TO WINDOW SCHEDULE (A-330.00, A-331.00, A-332.00) FOR THERMAL PERFORMANCE DATA OF ALL FENESTRATION AREAS

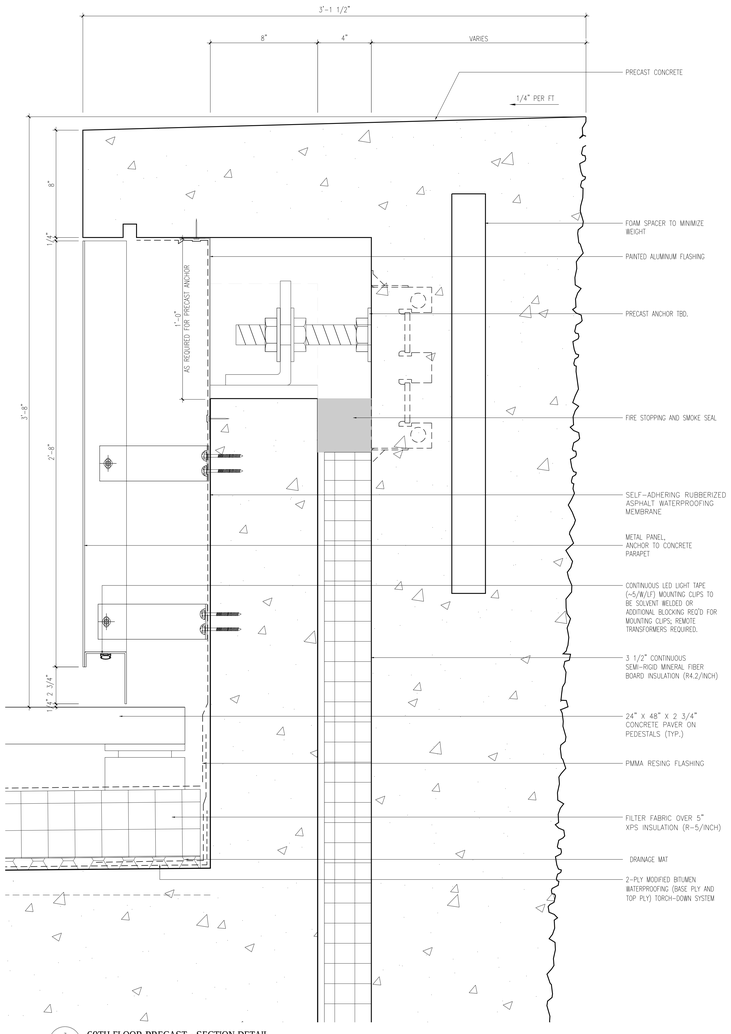

3 A-934 60TH FLOOR PRECAST - SECTION DETAIL
SCALE: 3" = 1'-0"

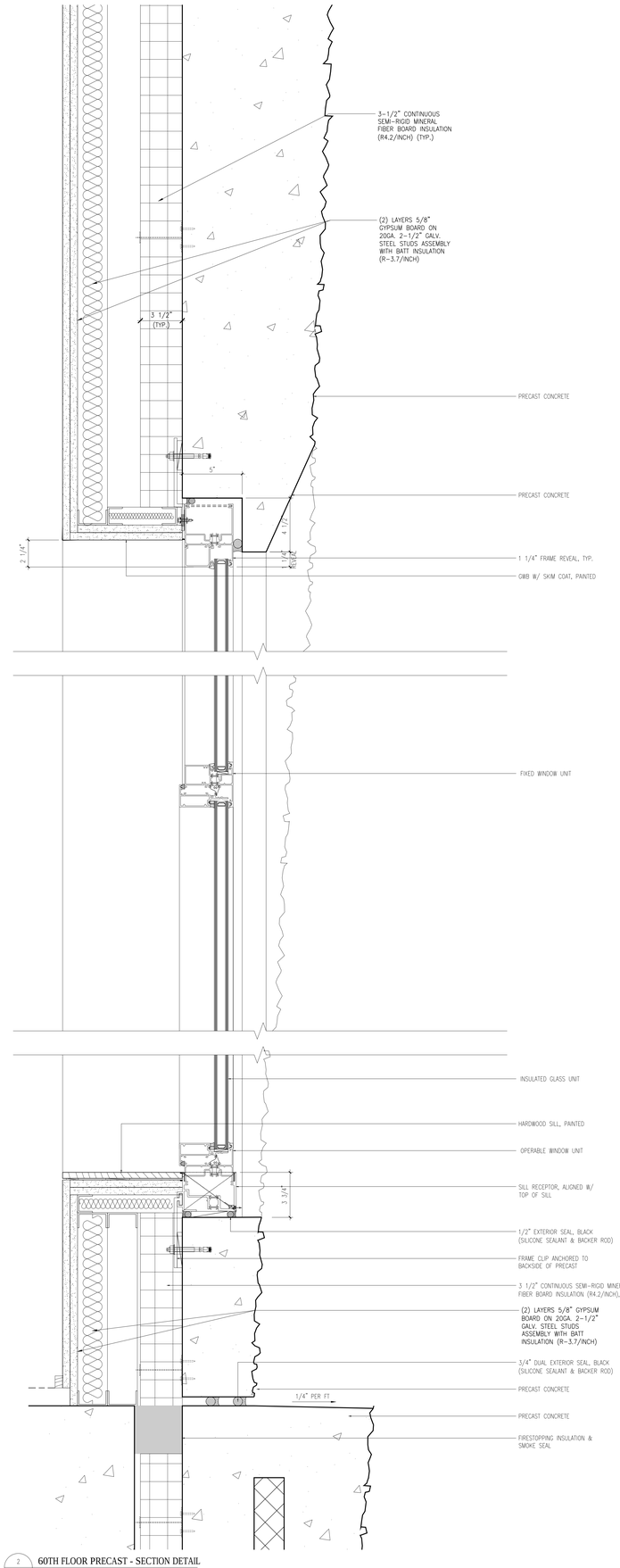

2 A-934 60TH FLOOR PRECAST - SECTION DETAIL
SCALE: 3" = 1'-0"

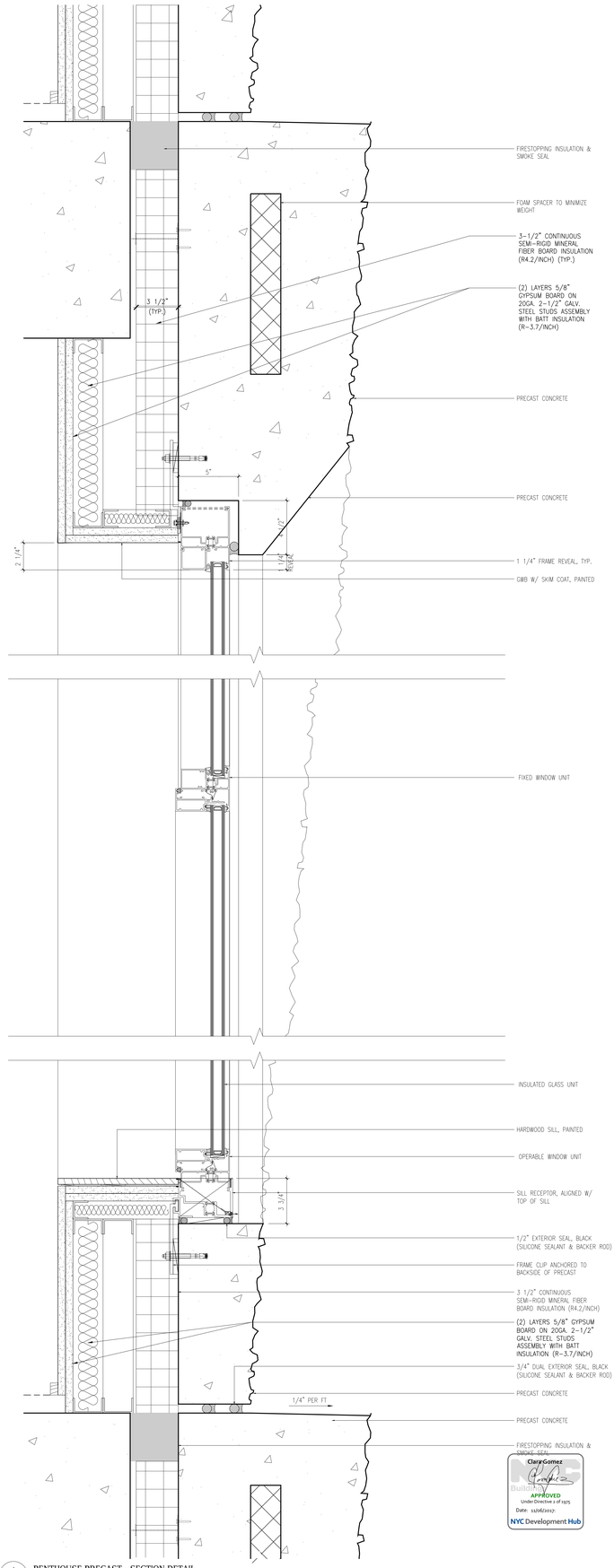

1 A-934 PENTHOUSE PRECAST - SECTION DETAIL
SCALE: 3" = 1'-0"

NOTES:

6	10/30/2017	ISSUED TO DOB
5	06/14/2017	ISSUED FOR CONSTRUCTION
4	03/31/2017	95% CD SUBMISSION
3	01/20/2017	80% CD SUBMISSION
2	01/06/2017	DOB RE-SUBMISSION
1	11/11/2016	CORE & SHELL BUY SET
Number:	Date:	Revision:

Project:
130 WILLIAM STREET
130 WILLIAM STREET
NEW YORK, NY 10038

Client:
THE LIGHTSTONE GROUP
130 WILLIAM STREET PROPERTY OWNER LLC
460 PARK AVE, 13TH FLOOR
NEW YORK, NY 10022
(212) 616-9971

Architect:
HILL | WEST ARCHITECTS
11 BROADWAY
17TH FLOOR
NEW YORK, NY 10004
T. 212 213 8007

Creative Director
Adjaye Associates
415 Broadway, 3rd Fl.
New York, NY 10013
(212) 965-8477

Building Structures:
McNamara Salvia
62 West 45th Street, 11th Fl.
New York, NY 10036
(212) 246-9800

MEP Engineer:
Ventrop ECG, LLC
365 W 34th Street, 3rd Fl.
New York, NY 10001
(212) 244-5060

Exterior Facade Consultant:
Gilsanz Murray Steficek, LLP
129 West 27th Street, 5th Fl.
New York, NY 10001
(212) 254-0030

Landscape Architect:
Weintraub Diaz, LLC
19 New Street
Nyack, NY 10960
(845) 353-2500

Civil Engineer & Acoustic Consultant:
AKRF Engineering PC
440 Park Avenue South, 7th Fl.
New York, NY 10016
(646) 388-9829

IT & Security Consultant:
Anj Communications
133 Sunny Ridge Road
Harrison, New York 10528
(914) 967-1967

Pool Consultant:
Integrated Aquatics Engineering, Inc.
75 Shewell Ave
Doylestown, PA 18901
(215) 230-8623

Elevator Consultant:
Jenkins and Huntington
1251 Avenue of the Americas
New York, NY 10020
(212)-696-1818

DOB STAMPS & SIGNATURES:

Clare Gomez
APPROVED
Under Directive 1 of 1975
Date: 11/06/2017
NYC Development Hub

DWG TITLE:
TYPICAL DETAILS

NB#121192903

SEAL & SIGNATURE:
REGISTERED ARCHITECT CLARE GOMEZ STATE OF NEW YORK

DATE: 10/30/2017
PROJECT #: 14426
SCALE: 1/4" = 1'-0"
A-934.00
DWG NO.

I:\14426 130 William Street\A01_Drawing Set\10_Submissions

DEPT OF BLDGS 121192903 Job Number
E360630787IN Scan Code

REFER TO WINDOW SCHEDULE (A-330.00, A-331.00, A-332.00) FOR THERMAL PERFORMANCE DATA OF ALL FENESTRATION AREAS

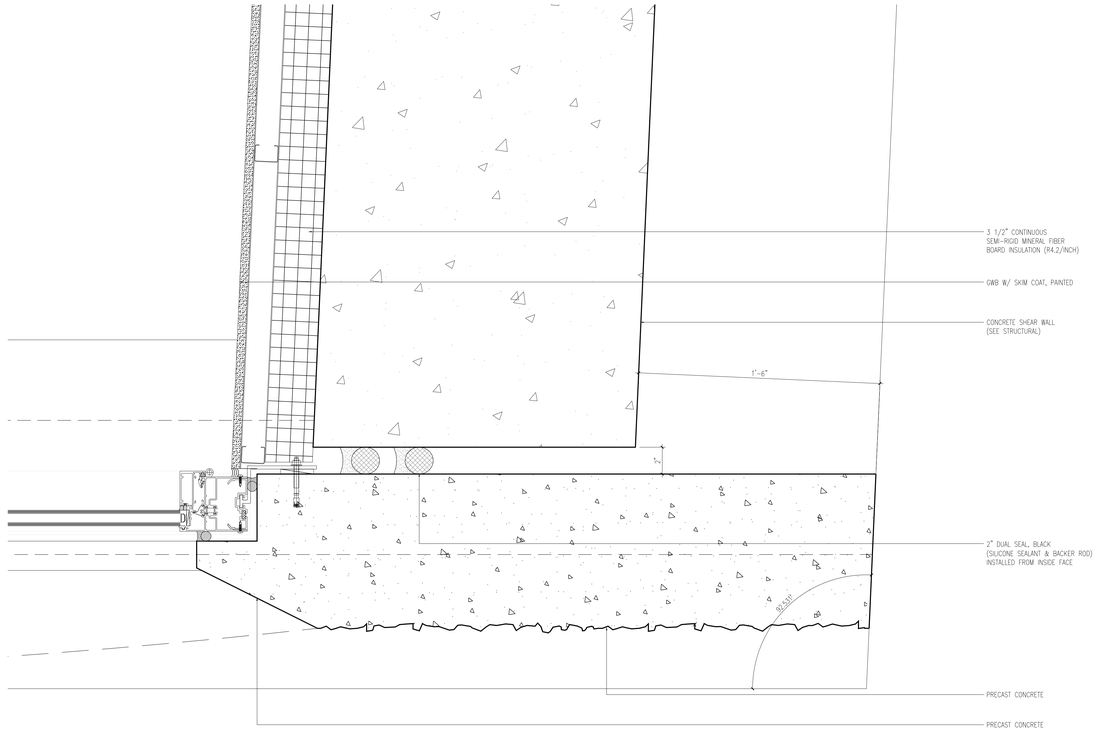

4 A–935 NW CORNER PRECAST TO SHEAR WALL PLAN DETAIL
SCALE: 3" = 1'–0"

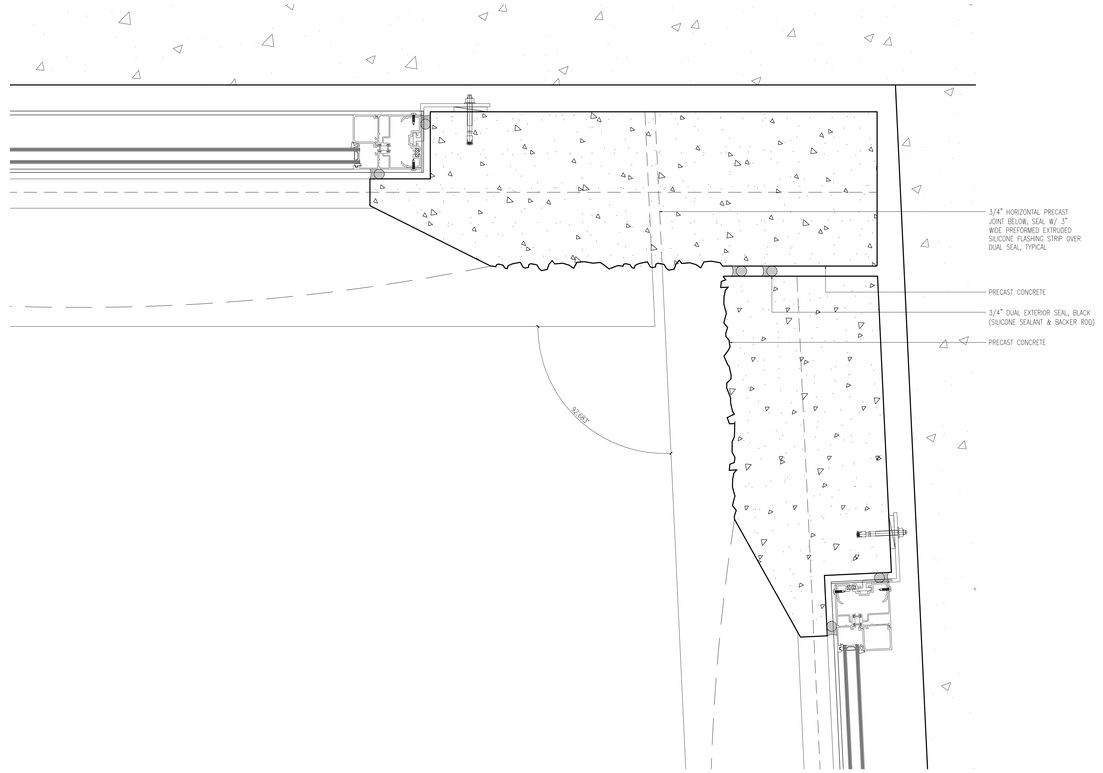

3 A–935 SW INTERIOR CORNER PRECAST TO PRECAST PLAN DETAIL
SCALE: 3" = 1'–0"

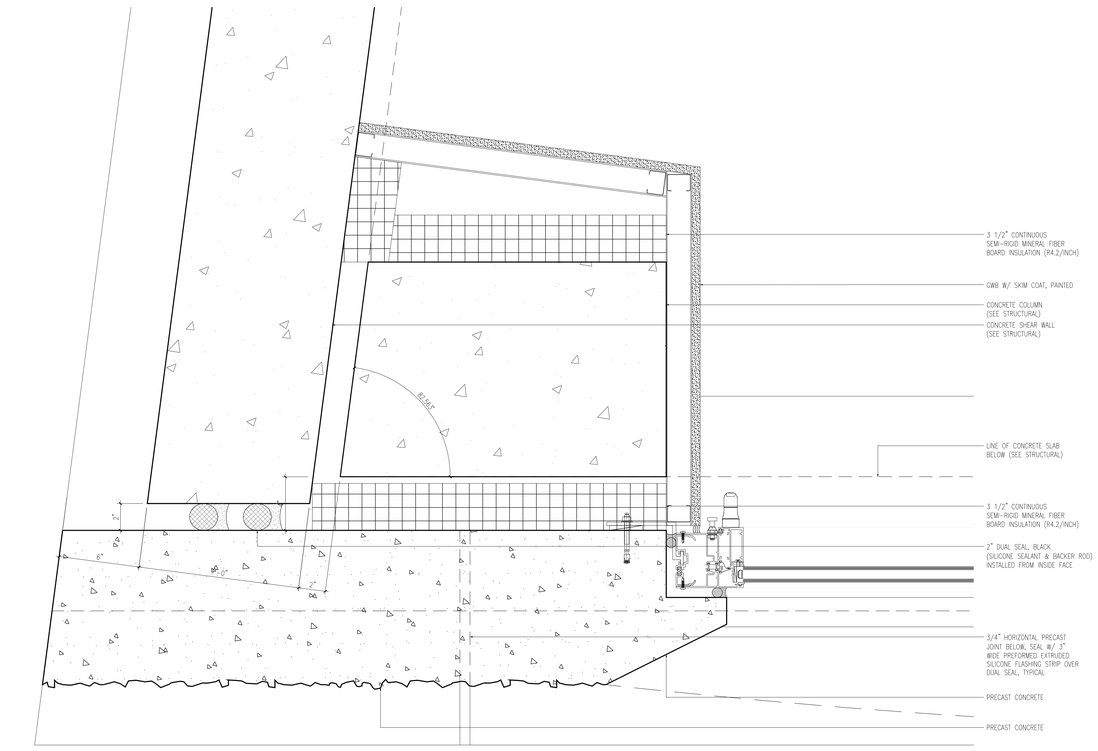

2 A–935 NE CORNER PRECAST TO SHEAR WALL PLAN DETAIL
SCALE: 3" = 1'–0"

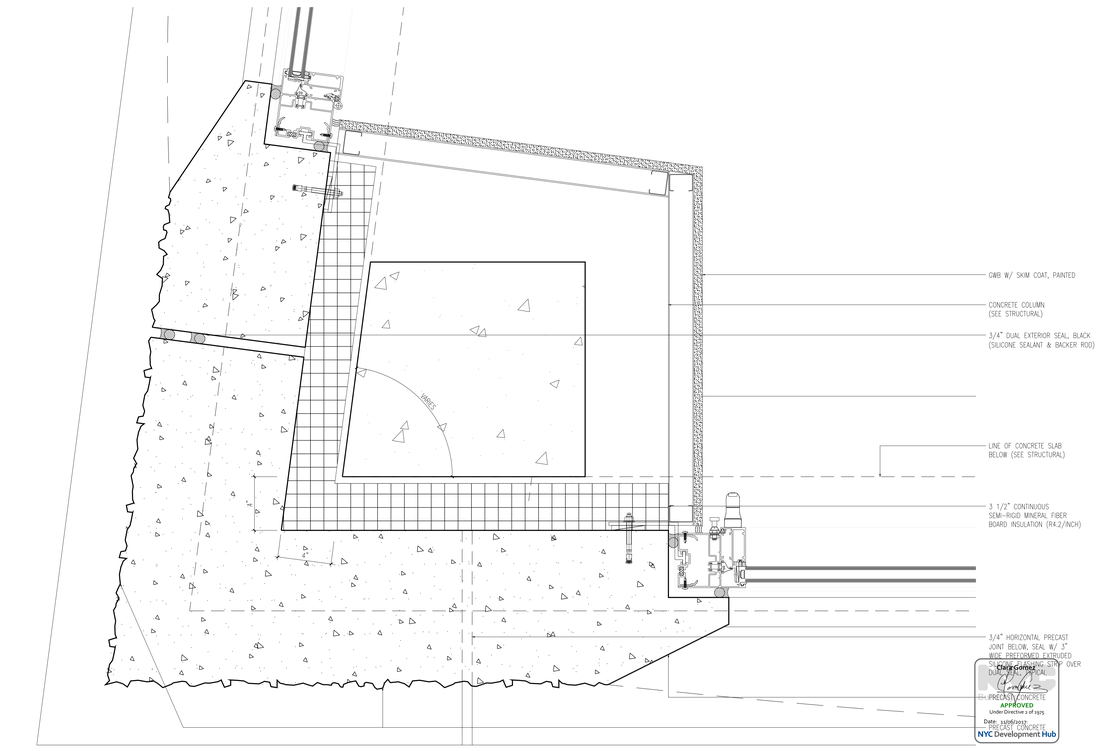

1 A–935 TYPICAL PRECAST TO PRECAST PLAN DETAIL
SCALE: 3" = 1'–0"

NOTES:

Number:	Date:	Revision:
6	10/30/2017	ISSUED TO DOB
5	06/14/2017	ISSUED FOR CONSTRUCTION
4	03/31/2017	95% CD SUBMISSION
3	01/20/2017	80% CD SUBMISSION
2	01/06/2017	DOB RE-SUBMISSION
1	11/11/2016	CORE & SHELL BUY SET

Project:
130 WILLIAM STREET
130 WILLIAM STREET
NEW YORK, NY 10038

Client:
THE LIGHTSTONE GROUP
130 WILLIAM STREET PROPERTY OWNER LLC
460 PARK AVE, 13TH FLOOR
NEW YORK, NY 10022
(212) 616-9971

Architect:
HILL | WEST ARCHITECTS
11 BROADWAY
17TH FLOOR
NEW YORK, NY 10004
T. 212 213 8007

Creative Director
Adjaye Associates
415 Broadway, 3rd Fl.
New York, NY 10013
(212) 965-8477

Building Structures:
McNamara Salvia
62 West 45th Street, 11th Fl.
New York, NY 10036
(212) 246-9800

MEP Engineer:
Ventrop ECG, LLC
365 W 34th Street, 3rd Fl.
New York, NY 10001
(212) 244-5060

Exterior Facade Consultant:
Gilsanz Murray Steficek, LLP
129 West 27th Street, 5th Fl.
New York, NY 10001
(212) 254-0030

Landscape Architect:
Weintraub Diaz, LLC
19 New Street
Nyack, NY 10960
(845) 353-2500

Civil Engineer & Acoustic Consultant:
AKRF Engineering PC
440 Park Avenue South, 7th Fl.
New York, NY 10016
(646) 388-9829

IT & Security Consultant:
Anj Communications
133 Sunny Ridge Road
Harrison, New York 10528
(914) 967-1967

Pool Consultant:
Integrated Aquatics Engineering, Inc.
75 Shewell Ave
Doylestown, PA 18901
(215) 230-8623

Elevator Consultant:
Jenkins and Huntington
1251 Avenue of the Americas
New York, NY 10020
(212)-696-1818

DOB STAMPS & SIGNATURES:

Claire Gomez
APPROVED
Under Directive 2 of 1975
Date: 11/06/2017
Prof. Cert. - CONCRETE
NYC Development Hub

DWG TITLE:
TYPICAL DETAILS

NB#121192903

SEAL & SIGNATURE:
REGISTERED ARCHITECT GUY CHARLES REID STATE OF NEW YORK

DATE: 10/30/2017
PROJECT #: 14426
SCALE: 1/4" = 1'-0"
A-935.00
DWG NO.

Z:\14426 130 William Street\Arch\01_Drawing Set\10_Submissions

DEPT OF BLDGS 421300925 Job Number
E390418179L Scan Code

REFER TO WINDOW SCHEDULE (A-330.00, A-331.00, A-332.00) FOR THERMAL PERFORMANCE DATA OF ALL FENESTRATION AREAS

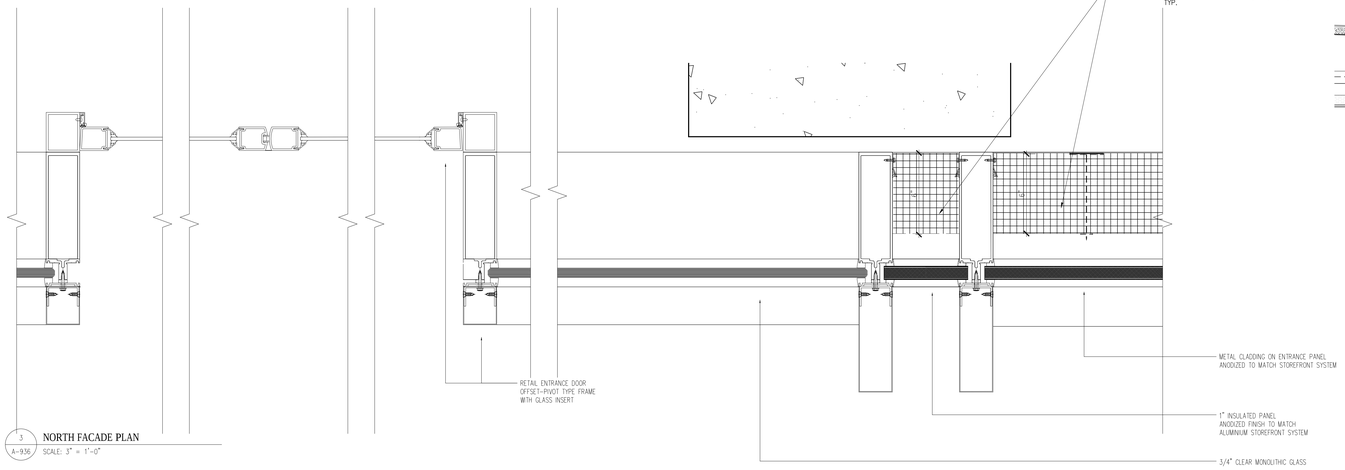

3 / A-936 NORTH FACADE PLAN
SCALE: 3" = 1'-0"

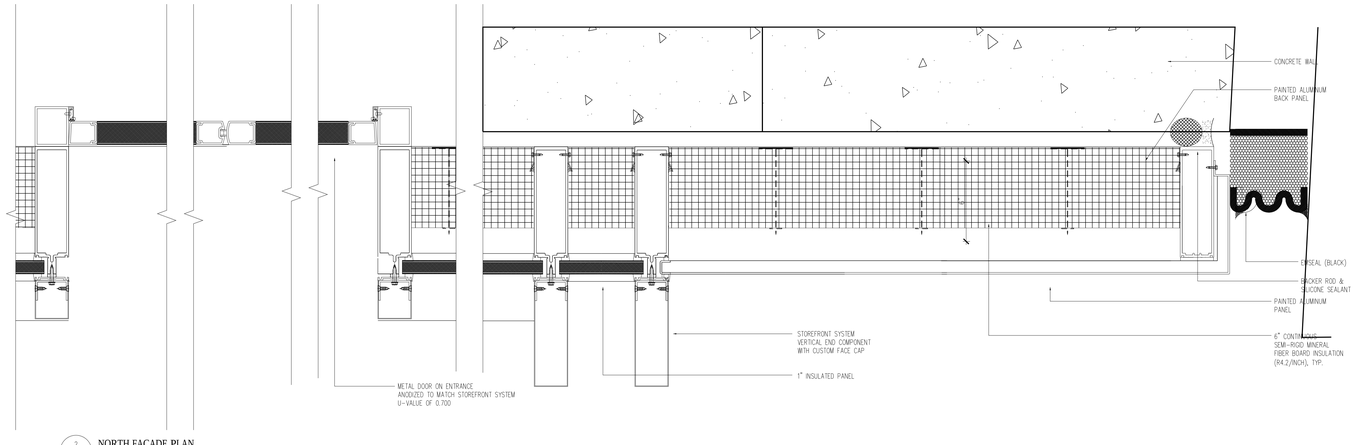

2 / A-936 NORTH FACADE PLAN
SCALE: 3" = 1'-0"

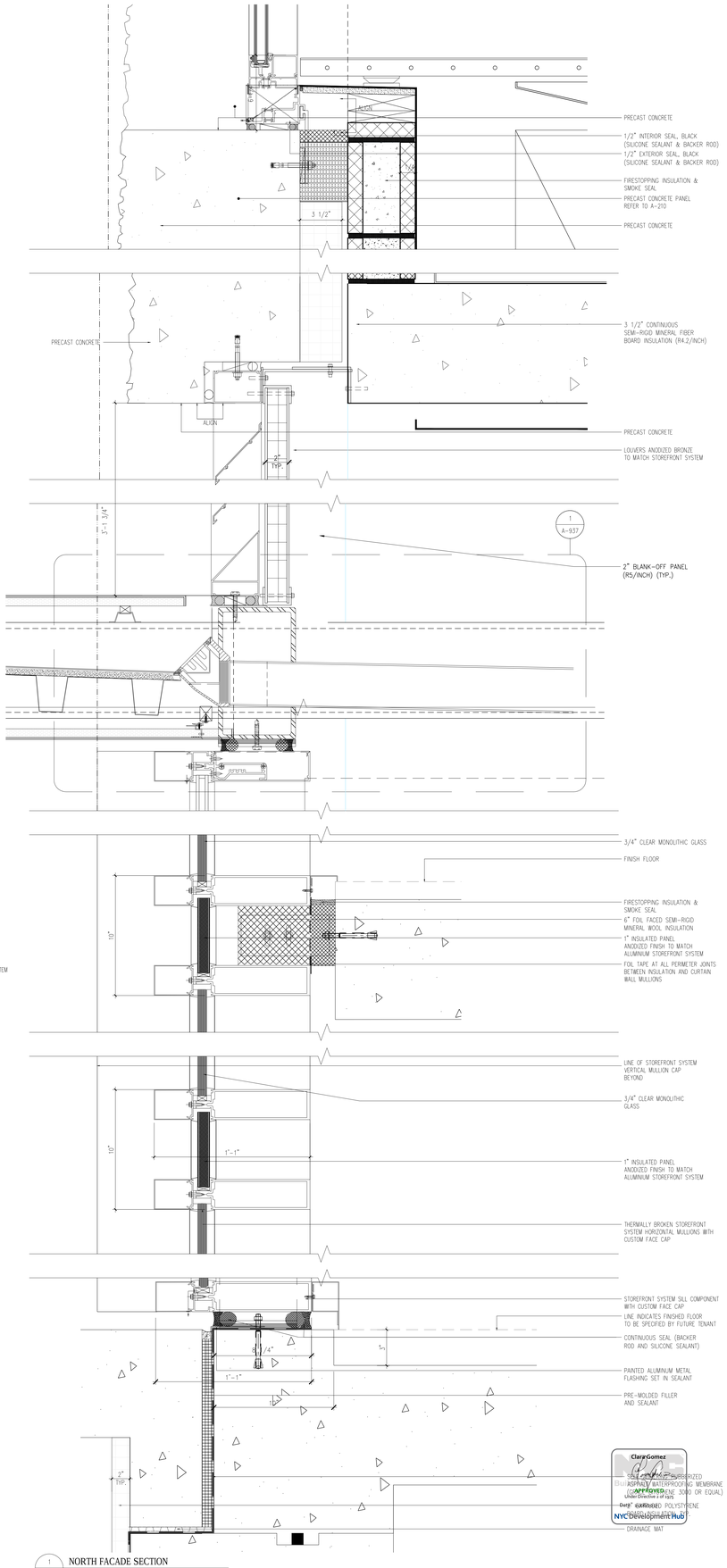

1 / A-936 NORTH FACADE SECTION
SCALE: 3" = 1'-0"

NOTES:

6	10/30/2017	ISSUED TO DOB
5	06/14/2017	ISSUED FOR CONSTRUCTION
4	03/31/2017	95% CD SUBMISSION
3	01/20/2017	80% CD SUBMISSION
2	01/06/2017	DOB RE-SUBMISSION
1	11/11/2016	CORE & SHELL BUY SET

Number: Date: Revision:

Project:
130 WILLIAM STREET
130 WILLIAM STREET
NEW YORK, NY 10038

Client:
THE LIGHTSTONE GROUP
130 WILLIAM STREET PROPERTY OWNER LLC
460 PARK AVE, 13TH FLOOR
NEW YORK, NY 10022
(212) 616-9971

Architect:
HILL | WEST ARCHITECTS
11 BROADWAY
17TH FLOOR
NEW YORK, NY 10004
T. 212 213 8007

Creative Director
Adjaye Associates
415 Broadway, 3rd Fl.
New York, NY 10013
(212) 965-8477

Building Structures:
McNamara Salvia
62 West 45th Street, 11th Fl.
New York, NY 10036
(212) 246-9800

MEP Engineer:
Ventrop ECG, LLC
365 W 34th Street, 3rd Fl.
New York, NY 10001
(212) 244-5060

Exterior Facade Consultant:
Gilsanz Murray Steficek, LLP
129 West 27th Street, 5th Fl.
New York, NY 10001
(212) 254-0030

Landscape Architect:
Weintraub Diaz, LLC
19 New Street
Nyack, NY 10960
(845) 353-2500

Civil Engineer & Acoustic Consultant:
AKRF Engineering PC
440 Park Avenue South, 7th Fl.
New York, NY 10016
(646) 388-9829

IT & Security Consultant:
Anj Communications
133 Sunny Ridge Road
Harrison, New York 10528
(914) 967-1967

Pool Consultant:
Integrated Aquatics Engineering, Inc.
75 Shewell Ave
Doylestown, PA 18901
(215) 230-8623

Elevator Consultant:
Jenkins and Huntington
1251 Avenue of the Americas
New York, NY 10020
(212)-696-1818

DOB STAMPS & SIGNATURES:

Clara Gomez
APPROVED
Under Directive 2 of 1975
Department of Buildings
NYC Development Hub

DWG TITLE:
NORTH ENTRY DETAILS

NB#121192903

SEAL & SIGNATURE:
REGISTERED ARCHITECT GUY CHARLES REID STATE OF NEW YORK

DATE: 10/30/2017
PROJECT #: 14426
SCALE: 1/4"= 1'-0"
A-936.00
DWG NO.

P:\14426 130 William Street\A-936.00 Drawing Sets\130_Submissions

DEPT OF BLDGS 121192903 Job Number
E320503051 Scan Code

7 A-937 CANOPY FRONT ELEVATION
SCALE: 3/8" = 1'-0"

2 A-937 CANOPY SIDE ELEVATION
SCALE: 3/8" = 1'-0"

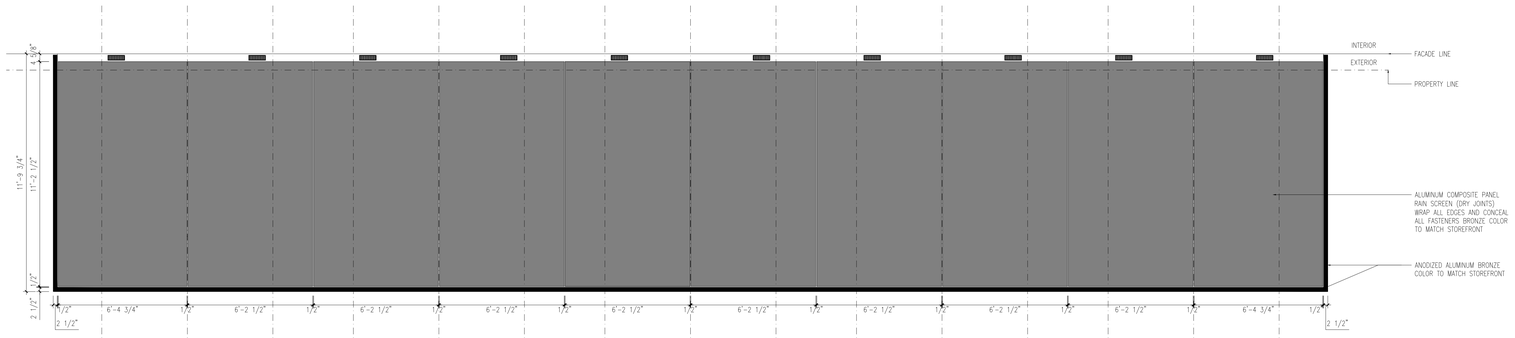

6 A-937 CANOPY ROOF PLAN
SCALE: 3/8" = 1'-0"

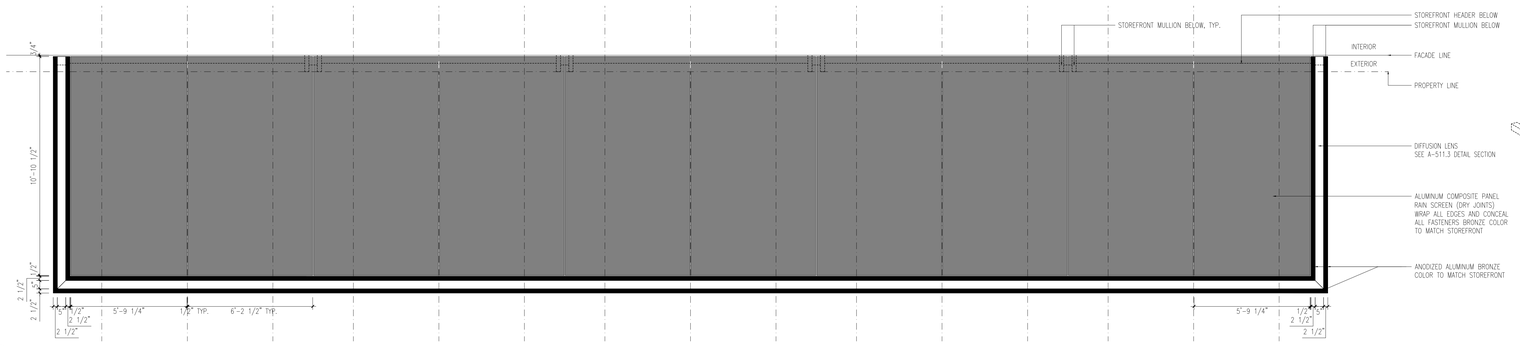

5 A-937 CANOPY RCP
SCALE: 3/8" = 1'-0"

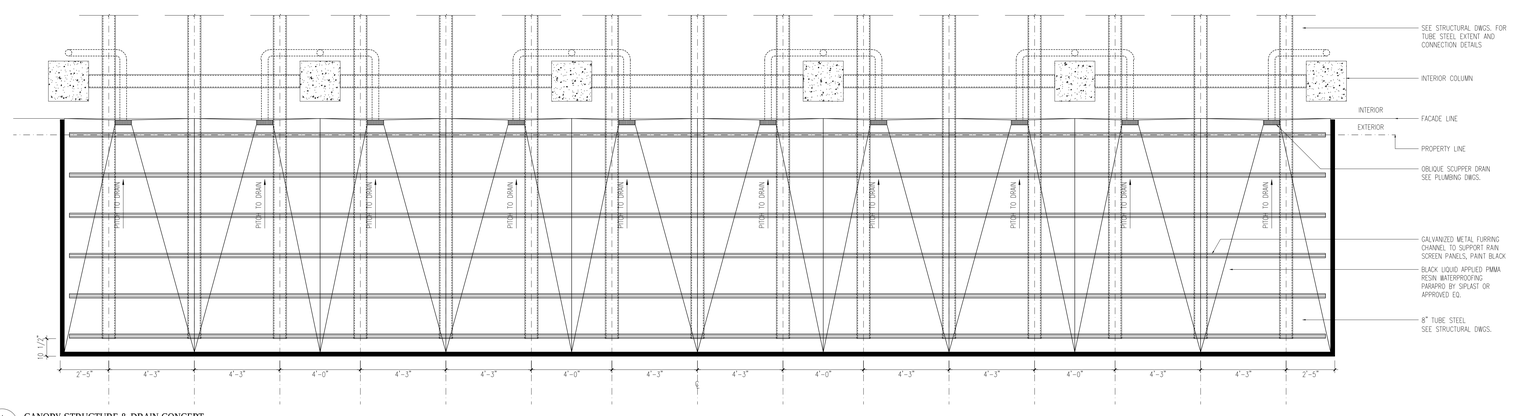

4 A-937 CANOPY STRUCTURE & DRAIN CONCEPT
SCALE: 3/8" = 1'-0"

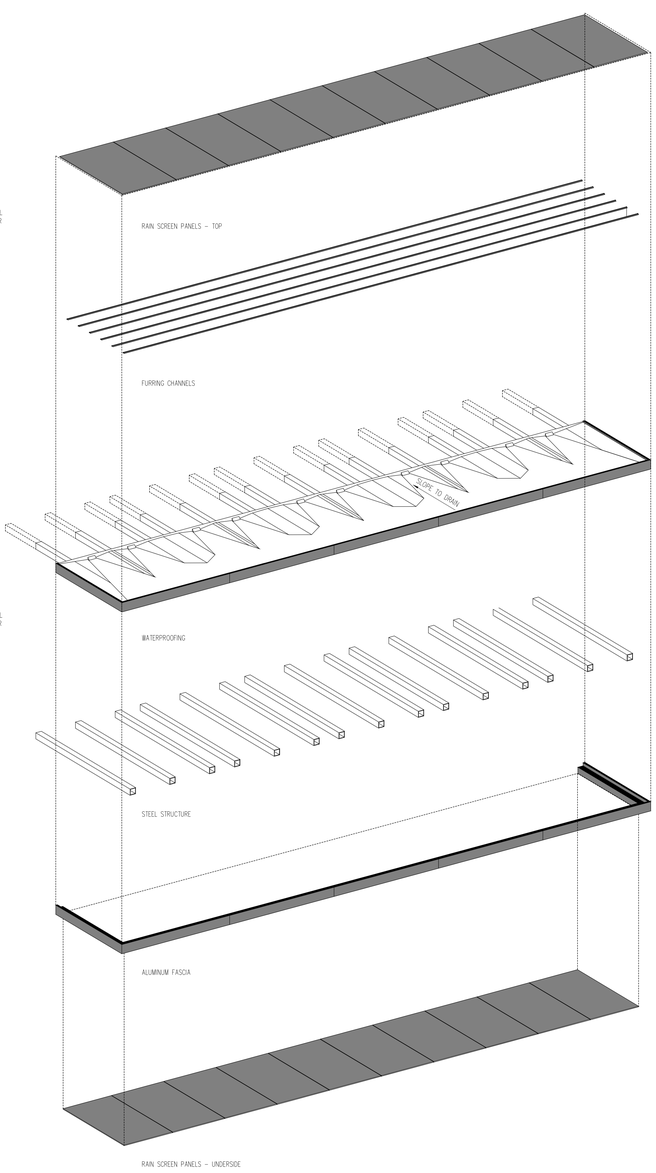

1 A-937 CANOPY AXONOMETRIC
SCALE: N.T.S.

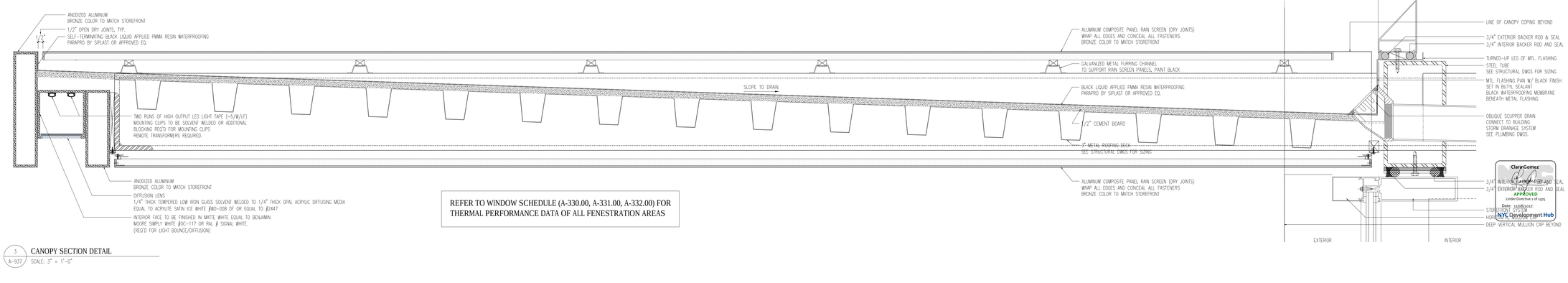

REFER TO WINDOW SCHEDULE (A-330.00, A-331.00, A-332.00) FOR THERMAL PERFORMANCE DATA OF ALL FENESTRATION AREAS

3 A-937 CANOPY SECTION DETAIL
SCALE: 3" = 1'-0"

NOTES:

- CANOPY MUST BE NO GREATER THAN 12"-TALL TO COMPLY WITH NYC ZONING
- COORDINATE CANOPY WITH FINAL STOREFRONT DIMS.
- CONCEAL ALL FASTENERS
- ALL MATERIALS TO BE BLACK UNLESS OTHERWISE NOTED (HARDWARE, WATERPROOFING, FLASHING, ETC.)
- SEE STRUCTURAL AND MEP DWGS. FOR ADDITIONAL INFO.

6	10/30/2017	ISSUED TO DOB
5	06/14/2017	ISSUED FOR CONSTRUCTION
4	03/31/2017	95% CD SUBMISSION
3	01/20/2017	80% CD SUBMISSION
2	01/06/2017	DOB RE-SUBMISSION
1	11/11/2016	CORE & SHELL BUY SET

Number: Date: Revision:

Project:
130 WILLIAM STREET
130 WILLIAM STREET
NEW YORK, NY 10038

Client:
THE LIGHTSTONE GROUP
130 WILLIAM STREET PROPERTY OWNER LLC
460 PARK AVE, 13TH FLOOR
NEW YORK, NY 10022
(212) 616-9971

Architect:
HILL | WEST ARCHITECTS
11 BROADWAY
17TH FLOOR
NEW YORK, NY 10004
T. 212 213 8007

Creative Director
Adjaye Associates
415 Broadway, 3rd Fl.
New York, NY 10013
(212) 965-8477

Building Structures:
McNamara Salvia
62 West 45th Street, 11th Fl.
New York, NY 10036
(212) 246-9800

MEP Engineer:
Ventrop ECG, LLC
365 W 34th Street, 3rd Fl.
New York, NY 10001
(212) 244-5060

Exterior Facade Consultant:
Gilsanz Murray Steficek, LLP
129 West 27th Street, 5th Fl.
New York, NY 10001
(212) 254-0030

Landscape Architect:
Weintraub Diaz, LLC
19 New Street
Nyack, NY 10960
(845) 353-2500

Civil Engineer & Acoustic Consultant:
AKRF Engineering PC
440 Park Avenue South, 7th Fl.
New York, NY 10016
(646) 388-9829

IT & Security Consultant:
Anj Communications
133 Sunny Ridge Road
Harrison, New York 10528
(914) 967-1967

Pool Consultant:
Integrated Aquatics Engineering, Inc.
75 Shewell Ave
Doylestown, PA 18901
(215) 230-8623

Elevator Consultant:
Jenkins and Huntington
1251 Avenue of the Americas
New York, NY 10020
(212)-696-1818

DOB STAMPS & SIGNATURES:

Clara Gomez
APPROVED
Under Directive 2 of 1975
Date: 10/30/2017
NYC Department Hub
Borough Commissioner

DWG TITLE:
NORTH ENTRY CANOPY DETAILS FOR DESIGN INTENT ONLY

NB#121192903

SEAL & SIGNATURE:
REGISTERED ARCHITECT GREGORY CHARLES MILLER STATE OF NEW YORK

DATE: 10/30/2017
PROJECT #: 14426
SCALE: 1/4"= 1'-0"
A-937.00
DWG NO.

J:\14426 130 William Street\Arch\1_Drawing Sets\19_Submissions

DEPT OF BLDGS 121192903 Job Number
B330620021 Scan Code

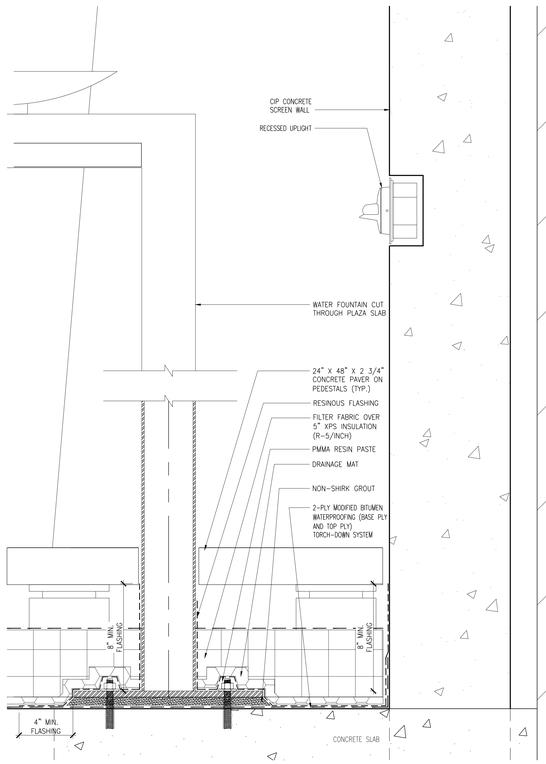

6 A-938 PLAZA WATER FOUNTAIN SECTION
SCALE: 3" = 1'-0"

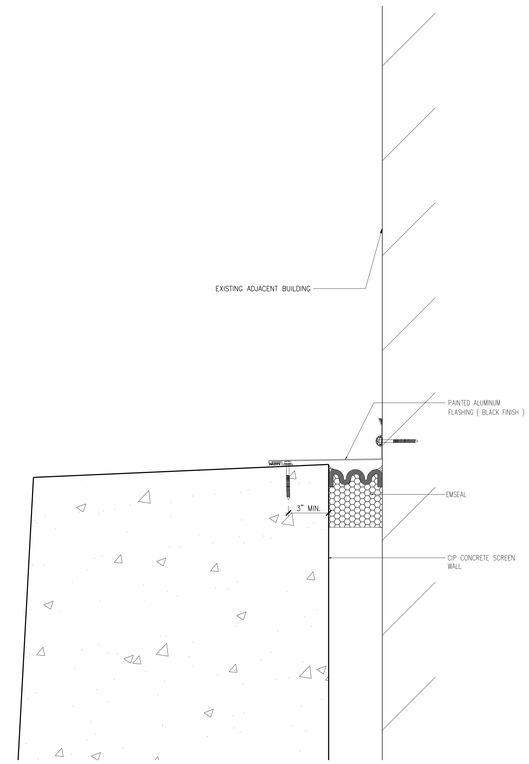

5 A-938 FLASHING @ PLAZA SCREEN WALL
SCALE: 3" = 1'-0"

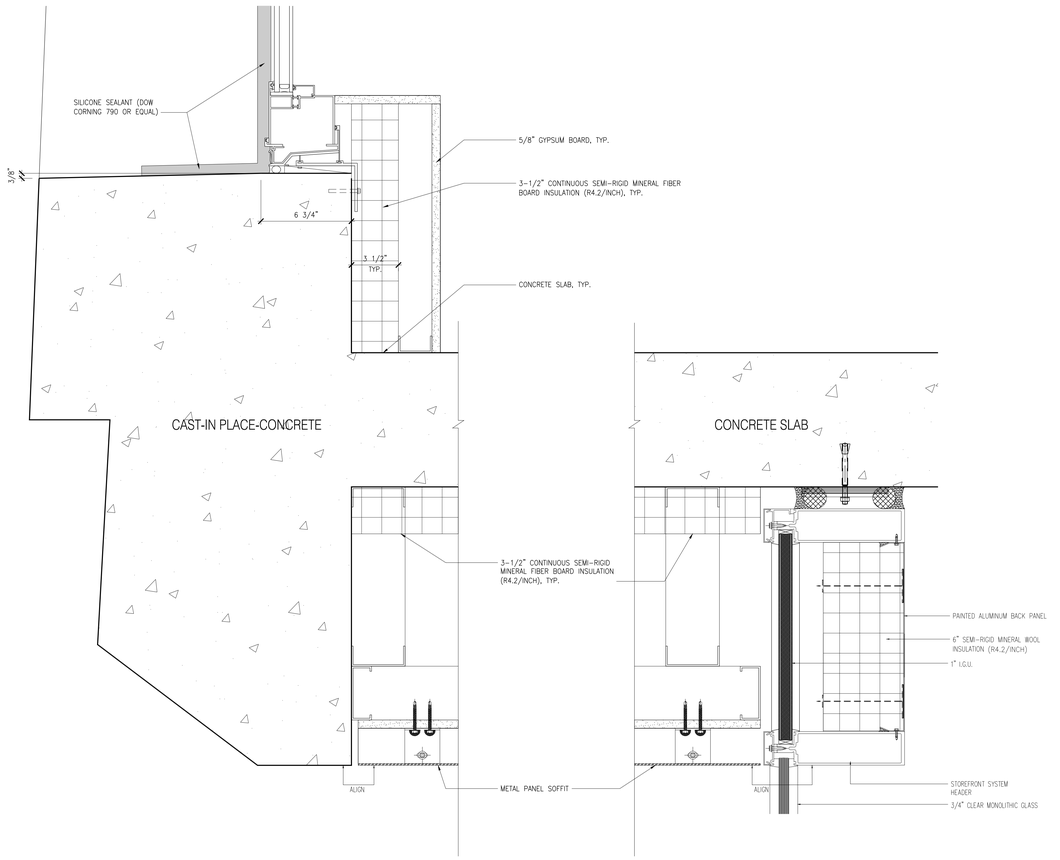

4 A-938 METAL CEILING RESIDENTIAL ENTRY
SCALE: 3" = 1'-0"

REFER TO WINDOW SCHEDULE (A-330.00, A-331.00, A-332.00) FOR THERMAL PERFORMANCE DATA OF ALL FENESTRATION AREAS

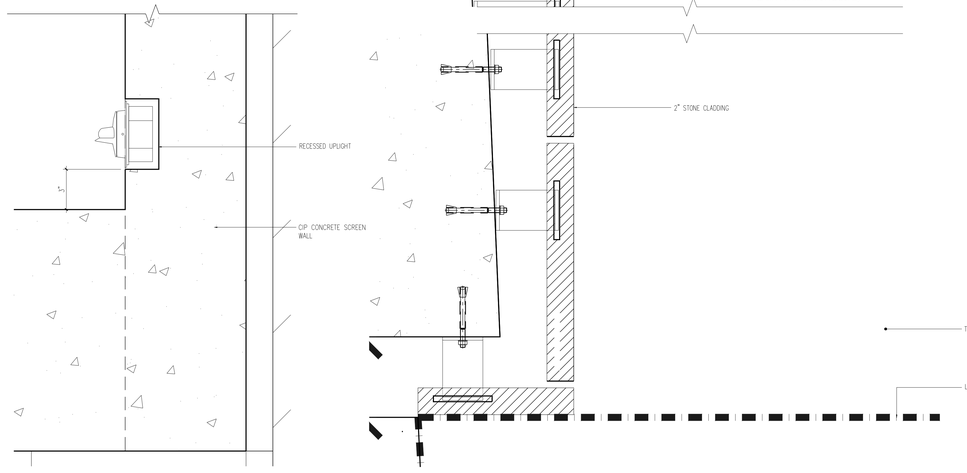

3 A-938 PLAZA SCREEN WALL LIGHT
SCALE: 3" = 1'-0"

2 A-938 RESIDENTIAL ENTRY
SCALE: 3" = 1'-0"

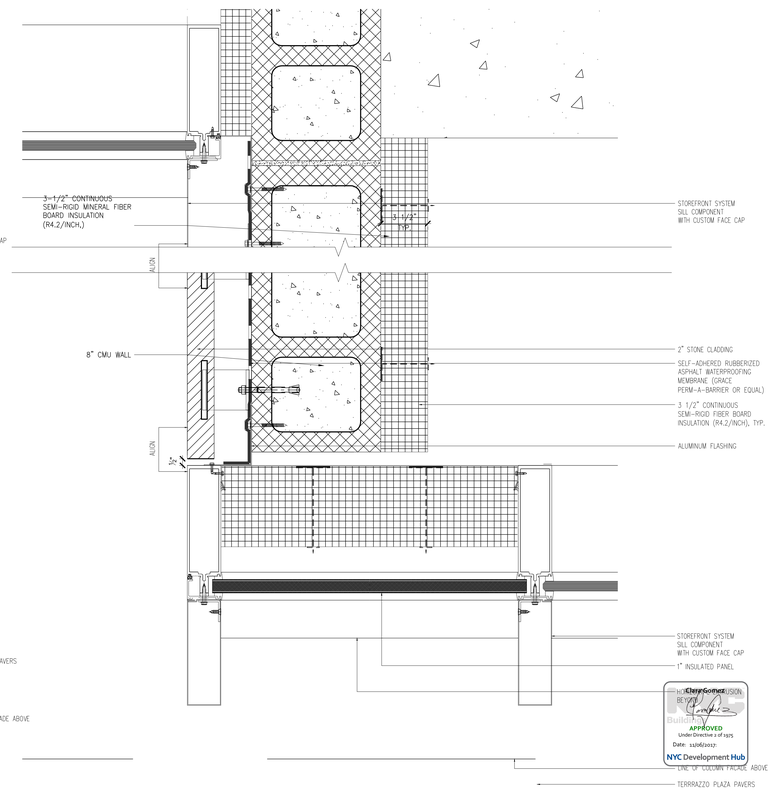

1 A-938 RESIDENTIAL ENTRY
SCALE: 3" = 1'-0"

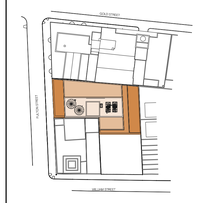

KEY PLAN

NOTES:

Number:	Date:	Revision:
6	10/30/2017	ISSUED TO DOB
5	06/14/2017	ISSUED FOR CONSTRUCTION
4	03/31/2017	95% CD SUBMISSION
3	01/20/2017	80% CD SUBMISSION
2	01/06/2017	DOB RE-SUBMISSION
1	11/11/2016	CORE & SHELL BUY SET

Project:
130 WILLIAM STREET
130 WILLIAM STREET
NEW YORK, NY 10038

Client:
THE LIGHTSTONE GROUP
130 WILLIAM STREET PROPERTY OWNER LLC
460 PARK AVE, 13TH FLOOR
NEW YORK, NY 10022
(212) 616-9971

Architect:
HILL | WEST ARCHITECTS
11 BROADWAY
17TH FLOOR
NEW YORK, NY 10004
T. 212 213 8007

Creative Director
Adjaye Associates
415 Broadway, 3rd Fl.
New York, NY 10013
(212) 965-8477

Building Structures:
McNamara Salvia
62 West 45th Street, 11th Fl.
New York, NY 10036
(212) 246-9800

MEP Engineer:
Ventrop ECG, LLC
365 W 34th Street, 3rd Fl.
New York, NY 10001
(212) 244-5060

Exterior Facade Consultant:
Gilsanz Murray Steficek, LLP
129 West 27th Street, 5th Fl.
New York, NY 10001
(212) 254-0030

Landscape Architect:
Weintraub Diaz, LLC
19 New Street
Nyack, NY 10960
(845) 353-2500

Civil Engineer & Acoustic Consultant:
AKRF Engineering PC
440 Park Avenue South, 7th Fl.
New York, NY 10016
(646) 388-9829

IT & Security Consultant:
Anj Communications
133 Sunny Ridge Road
Harrison, New York 10528
(914) 967-1967

Pool Consultant:
Integrated Aquatics Engineering, Inc.
75 Shewell Ave
Doylestown, PA 18901
(215) 230-8623

Elevator Consultant:
Jenkins and Huntington
1251 Avenue of the Americas
New York, NY 10020
(212)-696-1818

DOB STAMPS & SIGNATURES:

Chris Gomez
APPROVED
Under Directive 1 of 1975
Date: 11/06/2017
NYC Development Hub

DWG TITLE:
PLAZA ENTRY DETAILS

NB#121192903

SEAL & SIGNATURE:
REGISTERED ARCHITECT CHARLES F. WEST STATE OF NEW YORK

DATE: 10/30/2017
PROJECT #: 14A26
SCALE: 1/4" = 1'-0"
DWG NO. A-938.00

J:\14A 130 William Street\09_Drawing Sets\16_Submissions

DEPT OF BLDGS 421320925 Job Number
E3A1R0000686 Scan Code

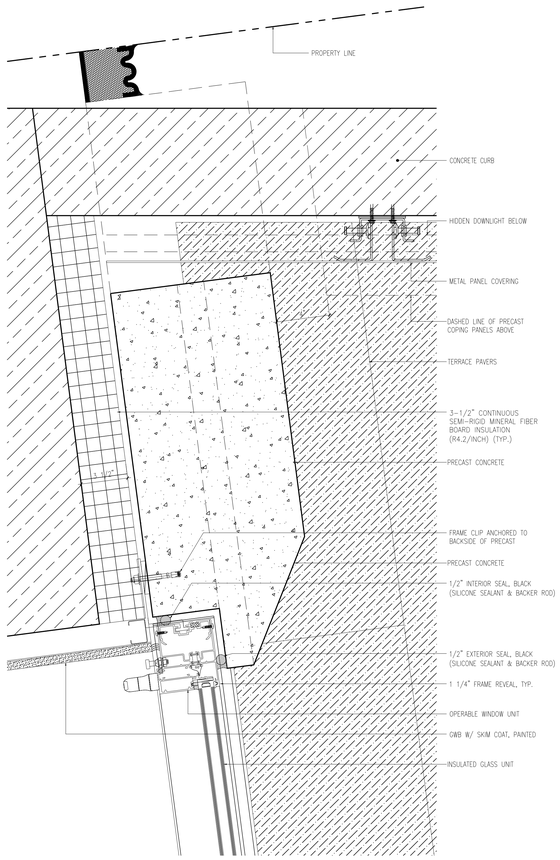

6 A-939 3RD FLOOR TERRACE PLAN SECTION @ EAST PRECAST NOTCH
SCALE: 3" = 1'-0"

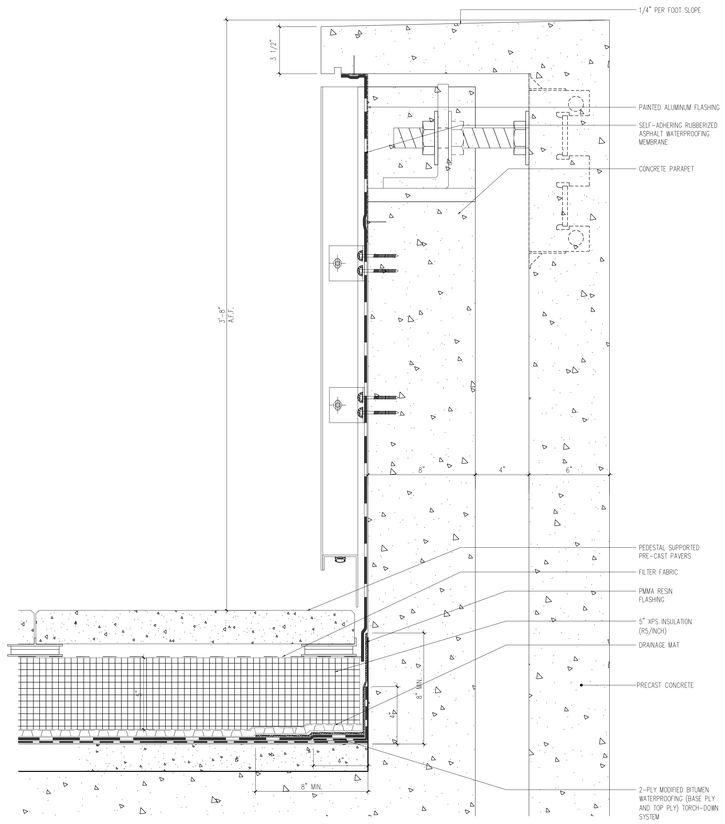

5 A-939 3RD FLOOR TERRACE PARAPET RETURN
SCALE: 3" = 1'-0"

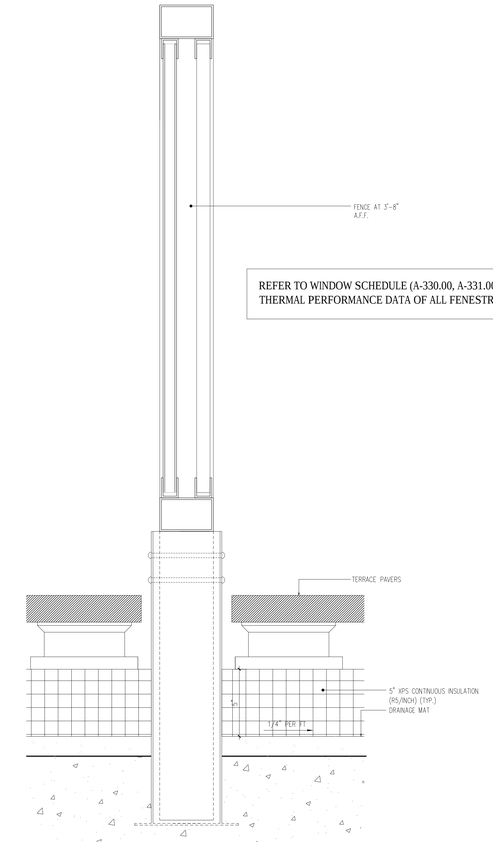

4 A-939 TERRACE DIVIDER SECTION
SCALE: 3" = 1'-0"

REFER TO WINDOW SCHEDULE (A-330.00, A-331.00, A-332.00) FOR THERMAL PERFORMANCE DATA OF ALL FENESTRATION AREAS

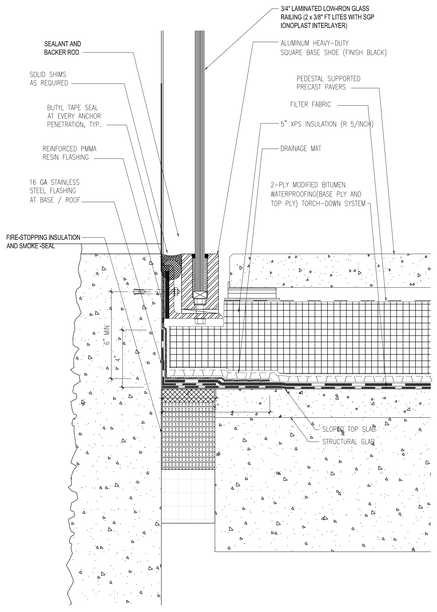

3 A-939 GLASS BALUSTRADE @ 2ND FLOOR TERRACE
SCALE: 3" = 1'-0"

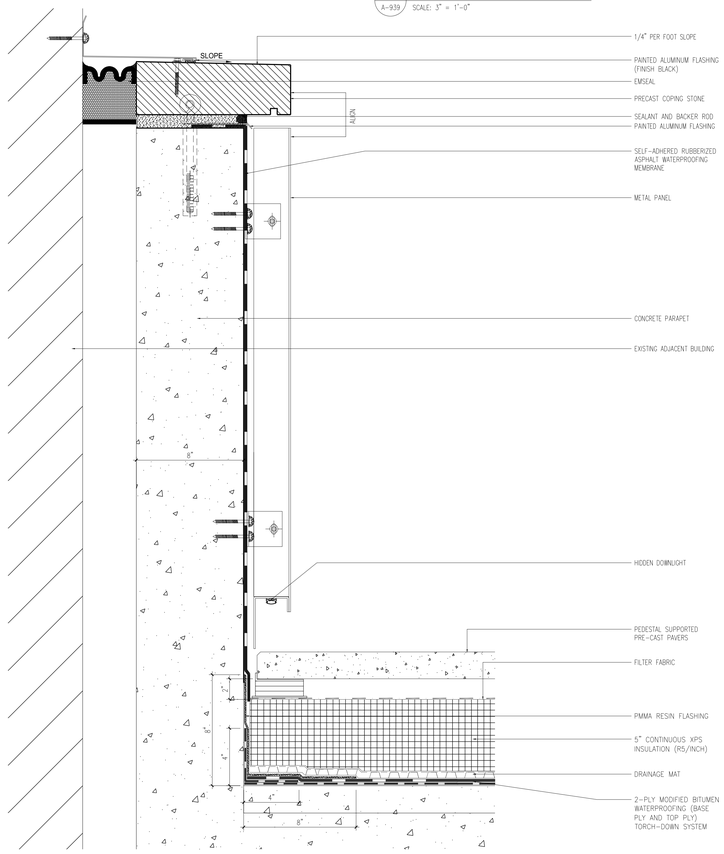

2 A-939 TYPICAL LOT LINE PARAPET DETAIL (2ND, 3RD, 4TH FLS)
SCALE: 3" = 1'-0"

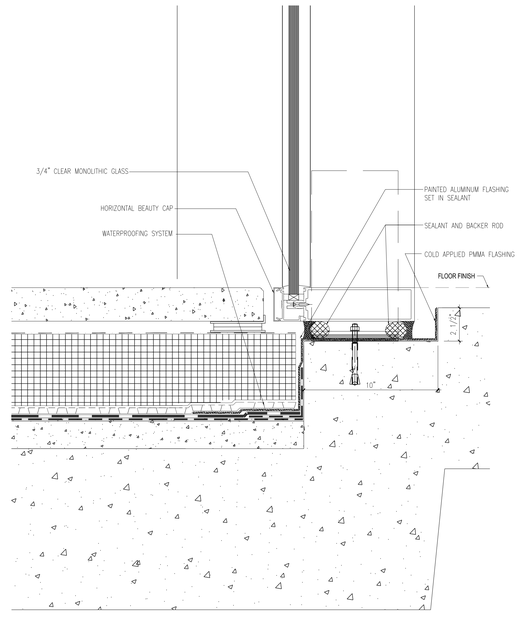

1 A-939 2ND FLOOR TERRACE SECTION
SCALE: 3" = 1'-0"

NOTES:

Number:	Date:	Revision:
6	10/30/2017	ISSUED TO DOB
5	06/14/2017	ISSUED FOR CONSTRUCTION
4	03/31/2017	95% CD SUBMISSION
3	01/20/2017	80% CD SUBMISSION
2	01/06/2017	DOB RE-SUBMISSION
1	11/11/2016	CORE & SHELL BUY SET

Project:
130 WILLIAM STREET
130 WILLIAM STREET
NEW YORK, NY 10038

Client:
THE LIGHTSTONE GROUP
130 WILLIAM STREET PROPERTY OWNER LLC
460 PARK AVE, 13TH FLOOR
NEW YORK, NY 10022
(212) 616-9971

Architect:
HILL | WEST ARCHITECTS
11 BROADWAY
17TH FLOOR
NEW YORK, NY 10004
T. 212 213 8007

Creative Director
Adjaye Associates
415 Broadway, 3rd Fl.
New York, NY 10013
(212) 965-8477

Building Structures:
McNamara Salvia
62 West 45th Street, 11th Fl.
New York, NY 10036
(212) 246-9800

MEP Engineer:
Ventrop ECG, LLC
365 W 34th Street, 3rd Fl.
New York, NY 10001
(212) 244-5060

Exterior Facade Consultant:
Gilsanz Murray Steficek, LLP
129 West 27th Street, 5th Fl.
New York, NY 10001
(212) 254-0030

Landscape Architect:
Weintraub Diaz, LLC
19 New Street
Nyack, NY 10960
(845) 353-2500

Civil Engineer & Acoustic Consultant:
AKRF Engineering PC
440 Park Avenue South, 7th Fl.
New York, NY 10016
(646) 388-9829

IT & Security Consultant:
Anj Communications
133 Sunny Ridge Road
Harrison, New York 10528
(914) 967-1967

Pool Consultant:
Integrated Aquatics Engineering, Inc.
75 Shewell Ave
Doylestown, PA 18901
(215) 230-8623

Elevator Consultant:
Jenkins and Huntington
1251 Avenue of the Americas
New York, NY 10020
(212)-696-1818

DOB STAMPS & SIGNATURES:

Clara Gomez
Buildings
APPROVED
Under Directive 1 of 1975
Date: 11/06/2017
NYC Development Hub

DWG TITLE:
TERRACE DETAILS

NB#121192903

SEAL & SIGNATURE:
REGISTERED ARCHITECT GEORGE CHARLES BEIER STATE OF NEW YORK COUNTY

DATE: 10/30/2017
PROJECT #: 14426
SCALE: 1/4"= 1'-0"
A-939.00
DWG NO.

J:\14426 130 William Street\Arch\1_Drawing Sets\10_Submissions

DEPT OF BLDGS 121192903 Job Number
E3417935451 Scan Code

REFER TO WINDOW SCHEDULE (A-330.00, A-331.00, A-332.00) FOR THERMAL PERFORMANCE DATA OF ALL FENESTRATION AREAS

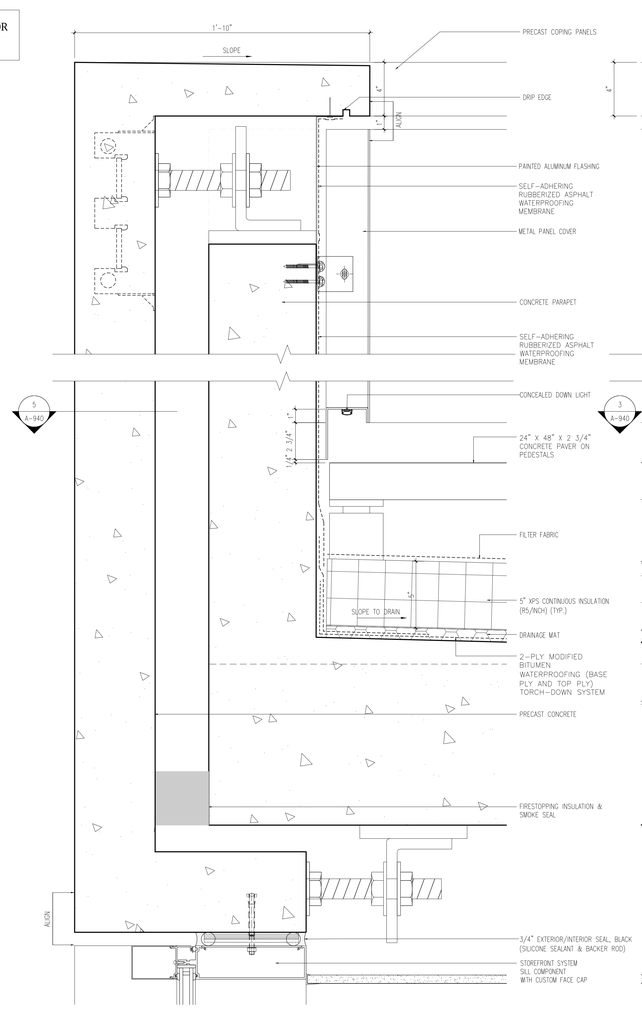

6 A-940 3RD FLR TERRACE DTL SECTION @ PARAPET
SCALE: 3" = 1'-0"

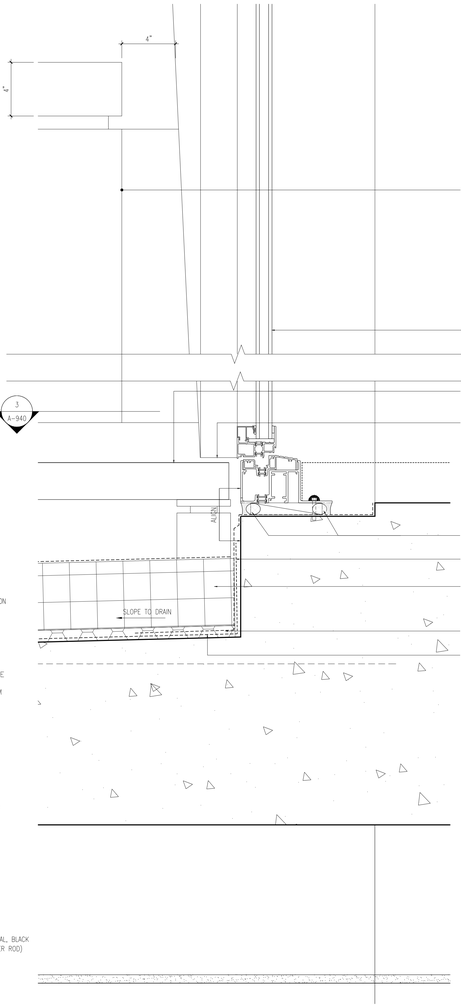

4 A-940 3RD FLR TERRACE DTL SECTION @ DOOR
SCALE: 3" = 1'-0"

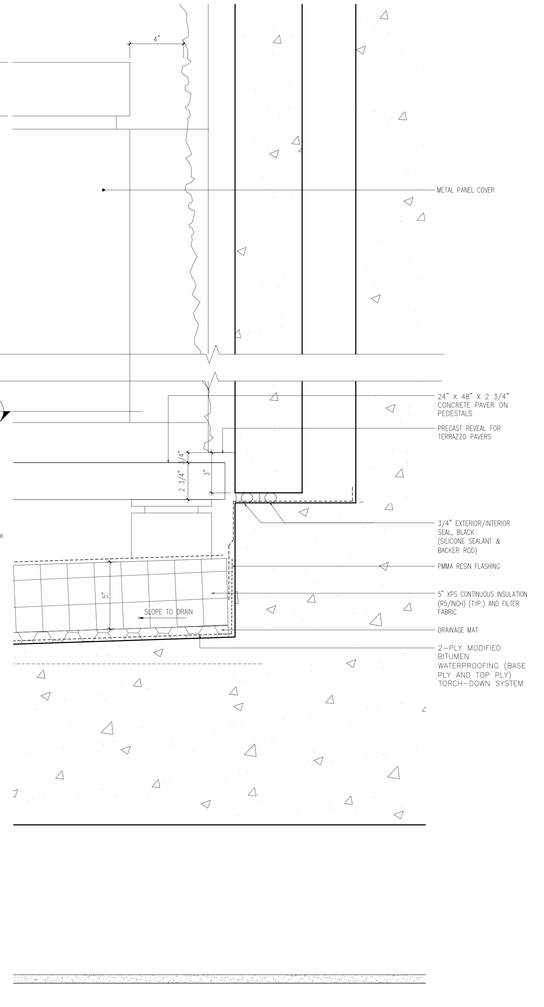

2 A-940 3RD FLR TERRACE DTL SECTION @ COLUMN
SCALE: 3" = 1'-0"

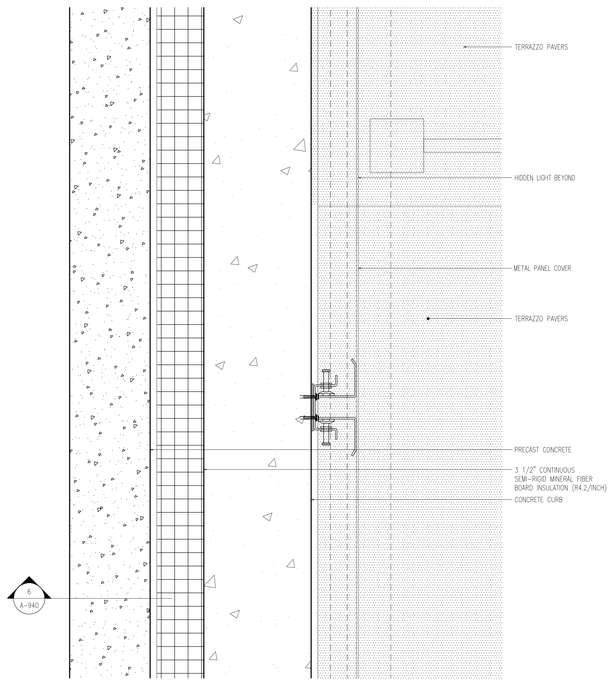

5 A-940 3RD FLR TERRACE DTL PLAN @ PARAPET
SCALE: 3" = 1'-0"

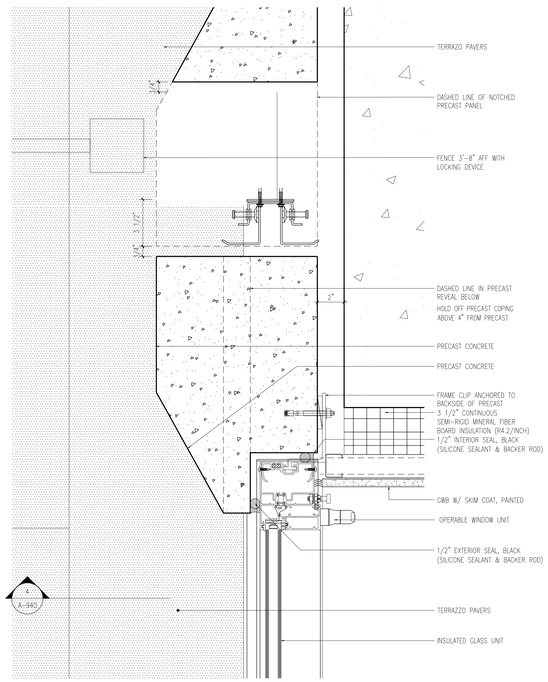

3 A-940 3RD FLR TERRACE DTL PLAN @ DOOR
SCALE: 3" = 1'-0"

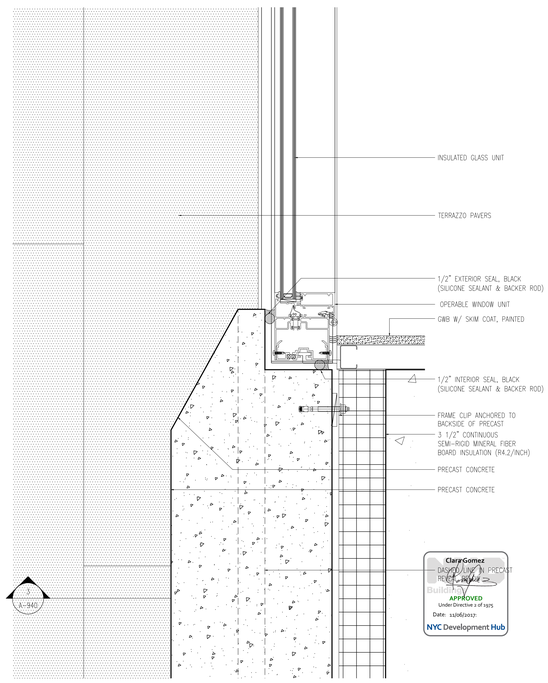

1 A-940 3RD FLR TERRACE DTL PLAN @ COLUMN
SCALE: 3" = 1'-0"

NOTES:

6	10/30/2017	ISSUED TO DOB
5	06/14/2017	ISSUED FOR CONSTRUCTION
4	03/31/2017	95% CD SUBMISSION
3	01/20/2017	80% CD SUBMISSION
2	01/06/2017	DOB RE-SUBMISSION
1	11/11/2016	CORE & SHELL BUY SET
Number:	Date:	Revision:

Project:
130 WILLIAM STREET
130 WILLIAM STREET
NEW YORK, NY 10038

Client:
THE LIGHTSTONE GROUP
130 WILLIAM STREET PROPERTY OWNER LLC
460 PARK AVE, 13TH FLOOR
NEW YORK, NY 10022
(212) 616-9971

Architect:
HILL WEST ARCHITECTS
11 BROADWAY
17TH FLOOR
NEW YORK, NY 10004
T. 212 213 8007

Creative Director
Adjaye Associates
415 Broadway, 3rd Fl.
New York, NY 10013
(212) 965-8477

Building Structures:
McNamara Salvia
62 West 45th Street, 11th Fl.
New York, NY 10036
(212) 246-9800

MEP Engineer:
Ventrop ECG, LLC
365 W 34th Street, 3rd Fl.
New York, NY 10001
(212) 244-5060

Exterior Facade Consultant:
Gilsanz Murray Steficek, LLP
129 West 27th Street, 5th Fl.
New York, NY 10001
(212) 254-0030

Landscape Architect:
Weintraub Diaz, LLC
19 New Street
Nyack, NY 10960
(845) 353-2500

Civil Engineer & Acoustic Consultant:
AKRF Engineering PC
440 Park Avenue South, 7th Fl.
New York, NY 10016
(646) 388-9829

IT & Security Consultant:
Anj Communications
133 Sunny Ridge Road
Harrison, New York 10528
(914) 967-1967

Pool Consultant:
Integrated Aquatics Engineering, Inc.
75 Shewell Ave
Doylestown, PA 18901
(215) 230-8623

Elevator Consultant:
Jenkins and Huntington
1251 Avenue of the Americas
New York, NY 10020
(212)-696-1818

DOB STAMPS & SIGNATURES:

DWG TITLE:
TERRACE DETAILS

NB#121192903

SEAL & SIGNATURE:
REGISTERED ARCHITECT CHARLES WEST 029997 STATE OF NEW YORK

DATE: 10/30/2017
PROJECT #: 14026
SCALE: 1/4"= 1-0"
DWG NO. A-940.00

P:\14026 130 William Street\Arch_Drawing Sets\130_Submissions

DEPT OF BLDGS 421300925 Job Number
E399665904095 Scan Code

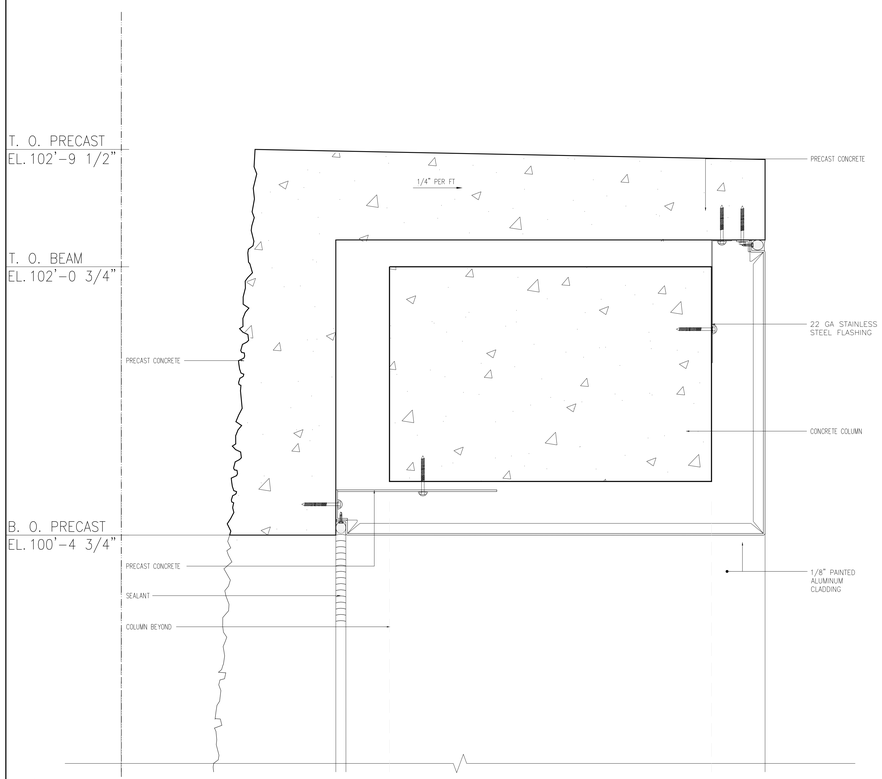

7 A-941 4TH FLOOR TERRACE SECTION
SCALE: 3" = 1'-0"

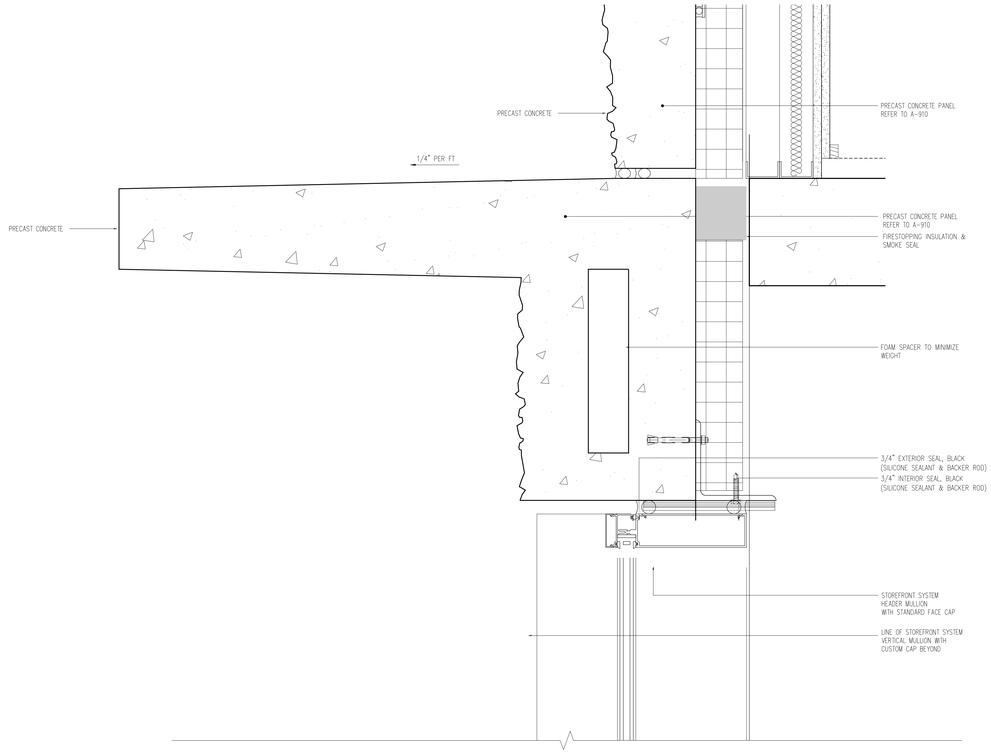

6 A-941 4TH FLOOR TERRACE SECTION
SCALE: 3" = 1'-0"

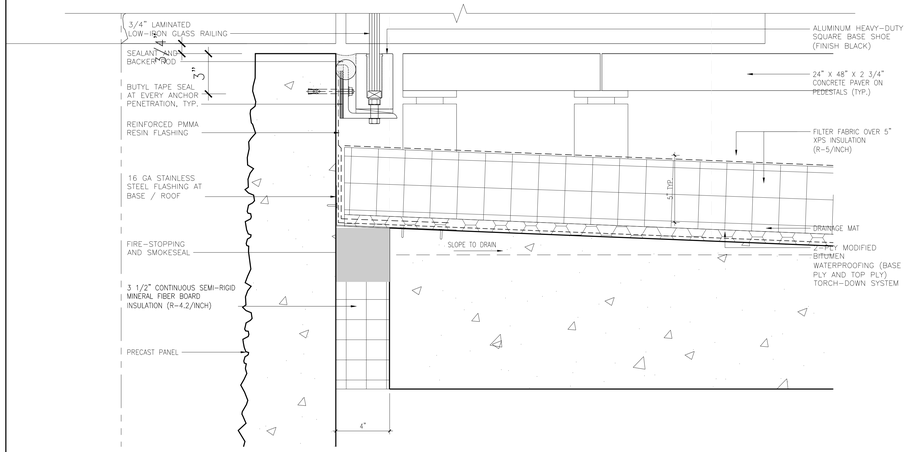

5 A-941 4TH FLOOR TERRACE SECTION
SCALE: 3" = 1'-0"

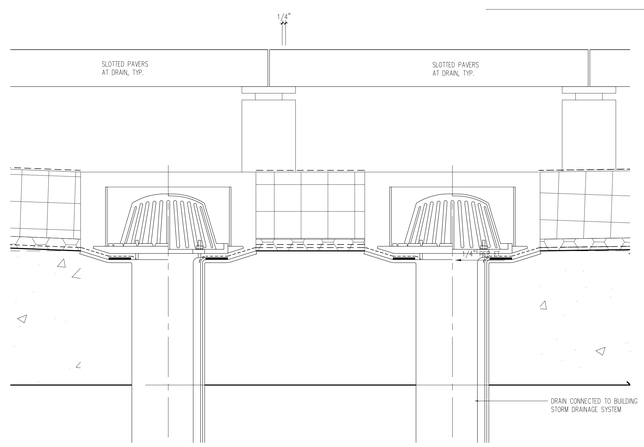

4 A-941 4TH FLOOR TERRACE SECTION
SCALE: 3" = 1'-0"

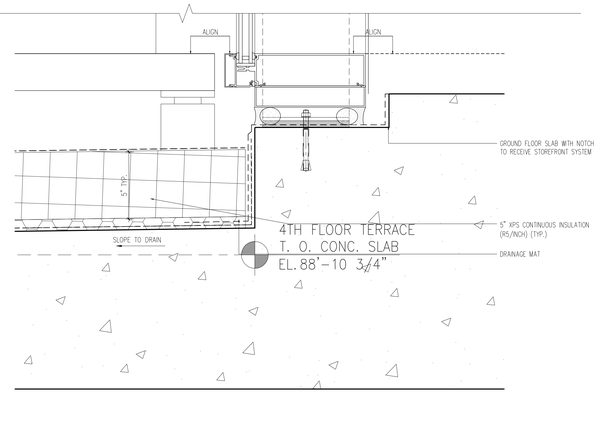

3 A-941 4TH FLOOR TERRACE SECTION
SCALE: 3" = 1'-0"

REFER TO WINDOW SCHEDULE (A-330.00, A-331.00, A-332.00) FOR THERMAL PERFORMANCE DATA OF ALL FENESTRATION AREAS

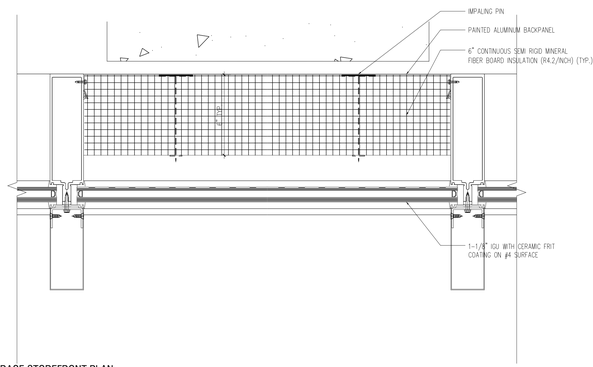

2 A-941 4TH FLOOR TERRACE STOREFRONT PLAN
SCALE: 3" = 1'-0"

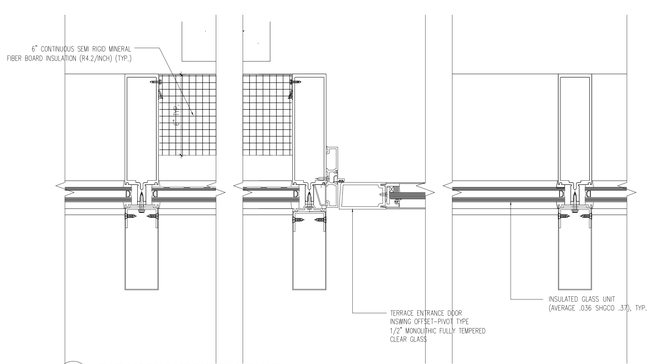

1A A-941 4TH FLOOR TERRACE STOREFRONT PLAN
SCALE: 3" = 1'-0"

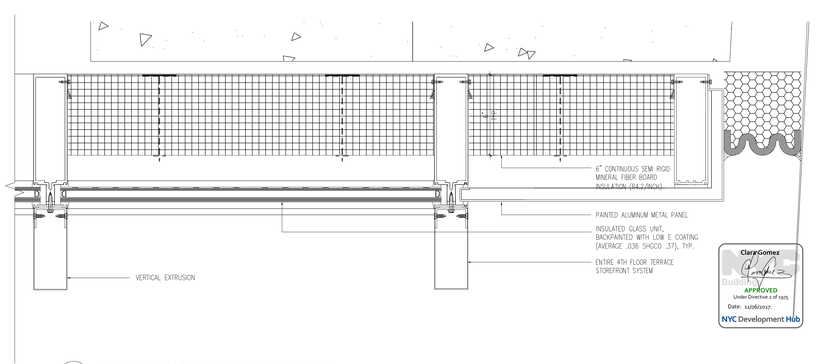

1 A-941 4TH FLOOR TERRACE STOREFRONT SPANDREL PLAN
SCALE: 3" = 1'-0"

NOTES:

Number:	Date:	Revision:
6	10/30/2017	ISSUED TO DOB
5	06/14/2017	ISSUED FOR CONSTRUCTION
4	03/31/2017	95% CD SUBMISSION
3	01/20/2017	80% CD SUBMISSION
2	01/06/2017	DOB RE-SUBMISSION
1	11/11/2016	CORE & SHELL BUY SET

Project:
130 WILLIAM STREET
130 WILLIAM STREET
NEW YORK, NY 10038

Client:
THE LIGHTSTONE GROUP
130 WILLIAM STREET PROPERTY OWNER LLC
460 PARK AVE, 13TH FLOOR
NEW YORK, NY 10022
(212) 616-9971

Architect:
HILL | WEST ARCHITECTS
11 BROADWAY
17TH FLOOR
NEW YORK, NY 10004
T. 212 213 8007

Creative Director
Adjaye Associates
415 Broadway, 3rd Fl.
New York, NY 10013
(212) 965-8477

Building Structures:
McNamara Salvia
62 West 45th Street, 11th Fl.
New York, NY 10036
(212) 246-9800

MEP Engineer:
Ventrop ECG, LLC
365 W 34th Street, 3rd Fl.
New York, NY 10001
(212) 244-5060

Exterior Facade Consultant:
Gilsanz Murray Steficek, LLP
129 West 27th Street, 5th Fl.
New York, NY 10001
(212) 254-0030

Landscape Architect:
Weintraub Diaz, LLC
19 New Street
Nyack, NY 10960
(845) 353-2500

Civil Engineer & Acoustic Consultant:
AKRF Engineering PC
440 Park Avenue South, 7th Fl.
New York, NY 10016
(646) 388-9829

IT & Security Consultant:
Anj Communications
133 Sunny Ridge Road
Harrison, New York 10528
(914) 967-1967

Pool Consultant:
Integrated Aquatics Engineering, Inc.
75 Shewell Ave
Doylestown, PA 18901
(215) 230-8623

Elevator Consultant:
Jenkins and Huntington
1251 Avenue of the Americas
New York, NY 10020
(212)-696-1818

DOB STAMPS & SIGNATURES:

Clara Gomez
APPROVED
Under Directive 1 of 1975
Date: 11/06/2017
NYC Development Hub

DWG TITLE:
4TH FLOOR TERRACE DETAILS

NB#121192903

SEAL & SIGNATURE:
REGISTERED ARCHITECT CHARLES WEST 026863 STATE OF NEW YORK

DATE: 10/30/2017
PROJECT #: 14426
SCALE: 1/4" = 1'-0"
DWG NO. A-941.00

J:\14426 130 William Street\A941_Drawing Sets\130_Submissions

DEPT OF BLDGS 121192903 Job Number
E521447697S Scan Code

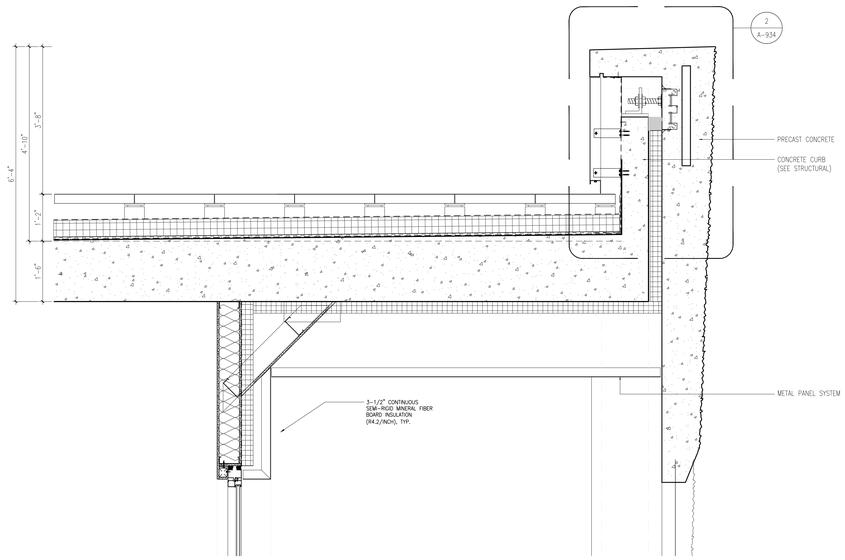

5 A-942 LOGGIA-ROOF PARAPET - WALL SECTION
SCALE: 1" = 1'-0"

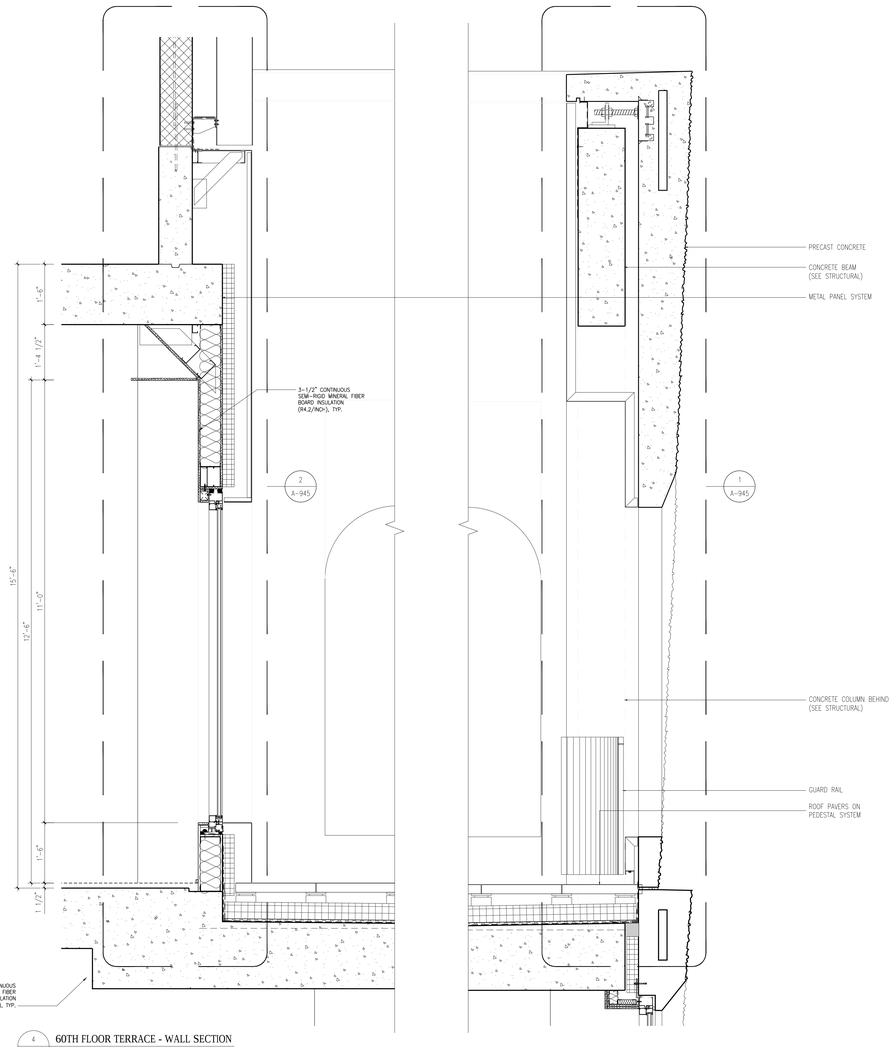

4 A-942 60TH FLOOR TERRACE - WALL SECTION
SCALE: 1" = 1'-0"

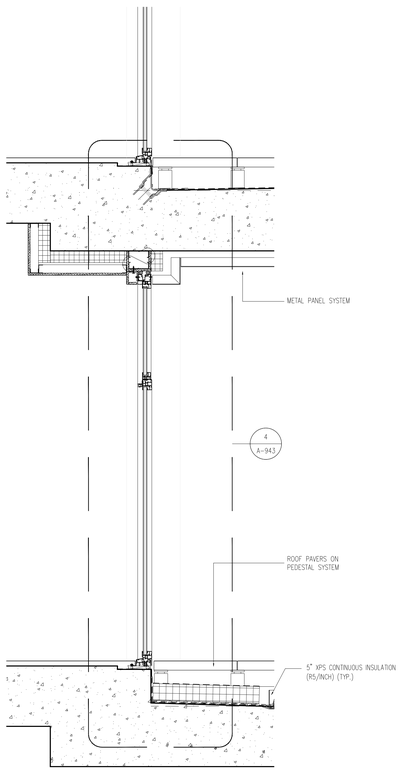

3 A-942 LOGGIA DOOR - WALL SECTION
SCALE: 1" = 1'-0"

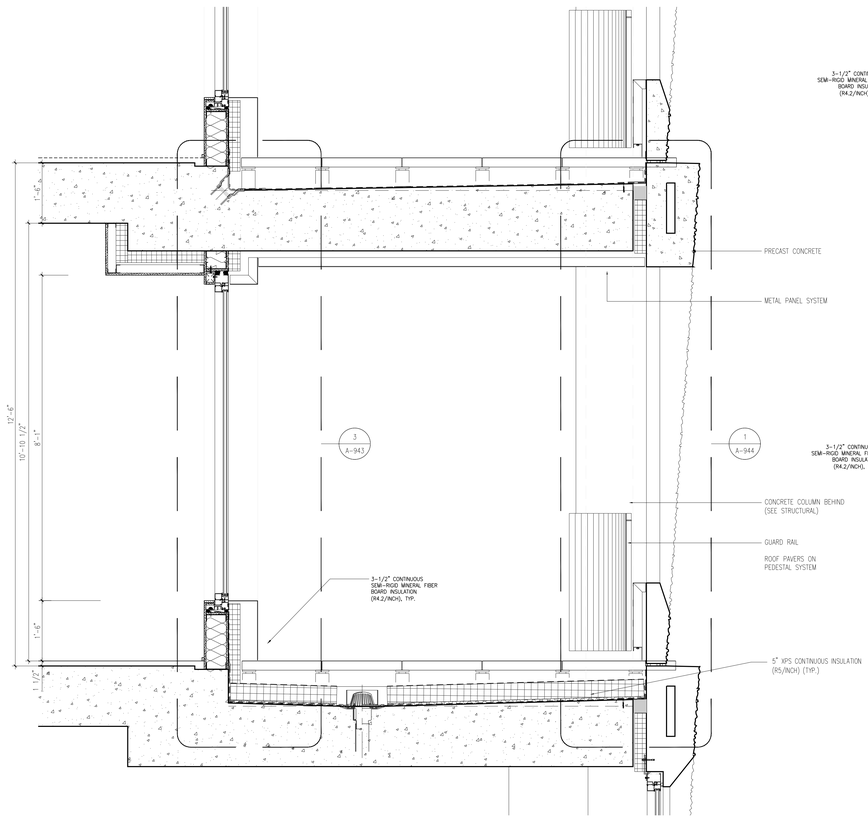

2 A-942 LOGGIA FIXED WINDOW - WALL SECTION
SCALE: 1" = 1'-0"

REFER TO WINDOW SCHEDULE (A-330.00, A-331.00, A-332.00) FOR THERMAL PERFORMANCE DATA OF ALL FENESTRATION AREAS

1 A-942 TYPICAL LOGGIA OPENING - PLAN SECTION
SCALE: 3/4" = 1'-0"

NOTES:

6	10/30/2017	ISSUED TO DOB
5	06/14/2017	ISSUED FOR CONSTRUCTION
4	03/31/2017	95% CD SUBMISSION
3	01/20/2017	80% CD SUBMISSION
2	01/06/2017	DOB RE-SUBMISSION
1	11/11/2016	CORE & SHELL BUY SET
Number:	Date:	Revision:

Project:
130 WILLIAM STREET
130 WILLIAM STREET
NEW YORK, NY 10038

Client:
THE LIGHTSTONE GROUP
130 WILLIAM STREET PROPERTY OWNER LLC
460 PARK AVE, 13TH FLOOR
NEW YORK, NY 10022
(212) 616-9971

Architect:
HILL | WEST ARCHITECTS
11 BROADWAY
17TH FLOOR
NEW YORK, NY 10004
T. 212 213 8007

Creative Director
Adjaye Associates
415 Broadway, 3rd Fl.
New York, NY 10013
(212) 965-8477

Building Structures:
McNamara Salvia
62 West 45th Street, 11th Fl.
New York, NY 10036
(212) 246-9800

MEP Engineer:
Ventrop ECG, LLC
365 W 34th Street, 3rd Fl.
New York, NY 10001
(212) 244-5060

Exterior Facade Consultant:
Gilsanz Murray Steficek, LLP
129 West 27th Street, 5th Fl.
New York, NY 10001
(212) 254-0030

Landscape Architect:
Weintraub Diaz, LLC
19 New Street
Nyack, NY 10960
(845) 353-2500

Civil Engineer & Acoustic Consultant:
AKRF Engineering PC
440 Park Avenue South, 7th Fl.
New York, NY 10016
(646) 388-9829

IT & Security Consultant:
Anj Communications
133 Sunny Ridge Road
Harrison, New York 10528
(914) 967-1967

Pool Consultant:
Integrated Aquatics Engineering, Inc.
75 Shewell Ave
Doylestown, PA 18901
(215) 230-8623

Elevator Consultant:
Jenkins and Huntington
1251 Avenue of the Americas
New York, NY 10020
(212)-696-1818

DOB STAMPS & SIGNATURES:

DWG TITLE:
LOGGIA DETAILS

NB#121192903

SEAL & SIGNATURE:
REGISTERED ARCHITECT
CHARLES WEST
STATE OF NEW YORK

DATE: 10/30/2017
PROJECT #: 14426
SCALE: 1/4" = 1'-0"
DWG NO. A-942.00

P:\14426 130 William Street\A01_Drawing Set\10_Submissions

DEPT OF BLDGS 121192903 Job Number
E3462822250 Scan Code

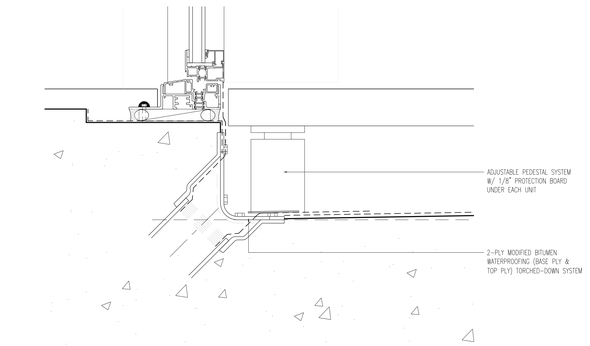

4 A-943 LOGGIA DOOR - SECTION DETAIL
SCALE: 3" = 1'-0"

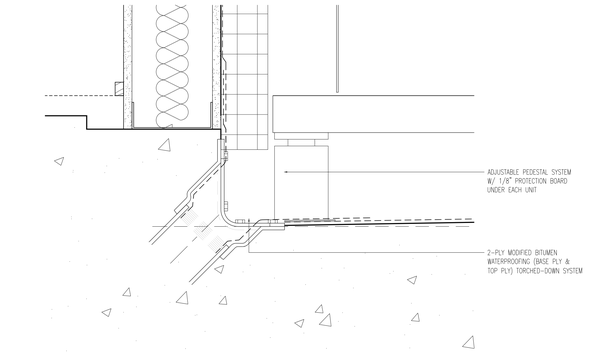

3 A-943 LOGGIA FIXED WINDOW - SECTION DETAIL
SCALE: 3" = 1'-0"

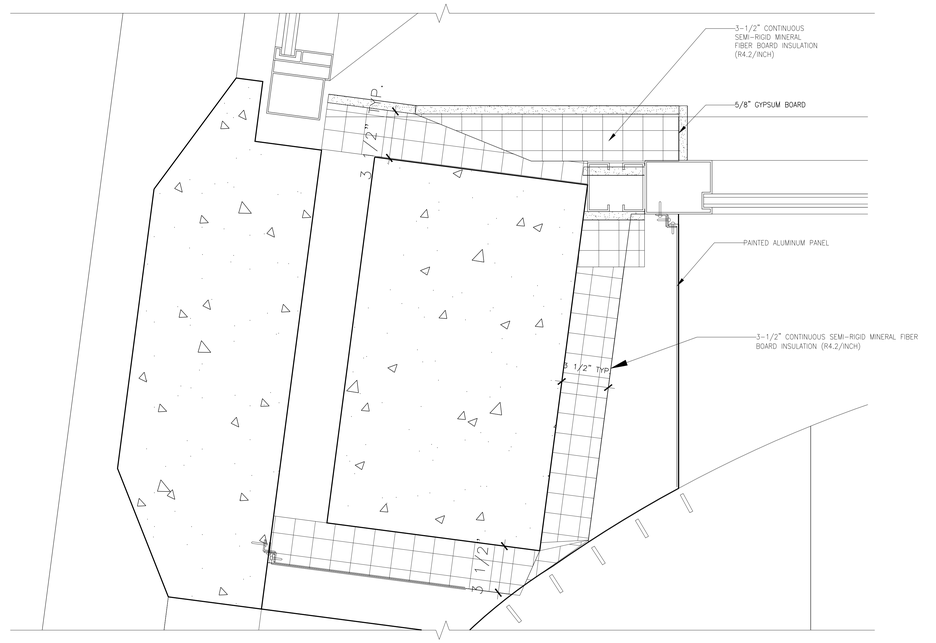

5 A-943 LOGGIA CORNER DETAIL
SCALE: 3" = 1'-0"

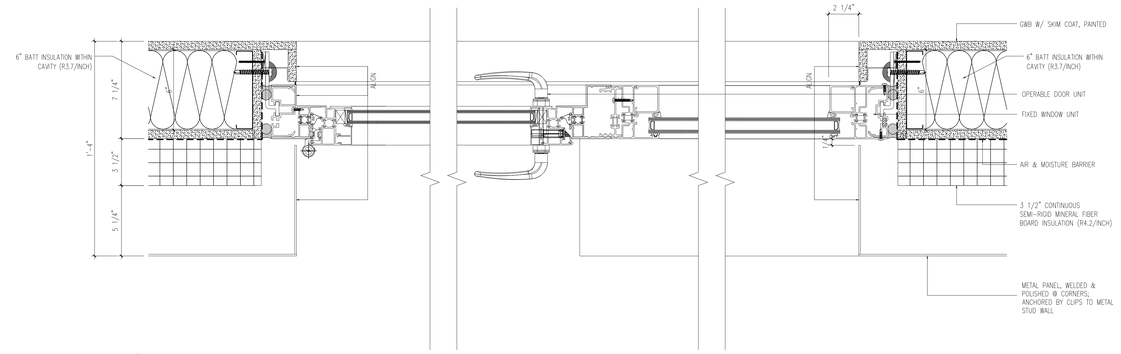

2 A-943 LOGGIA OPERABLE DOOR - PLAN DETAIL
SCALE: 3" = 1'-0"

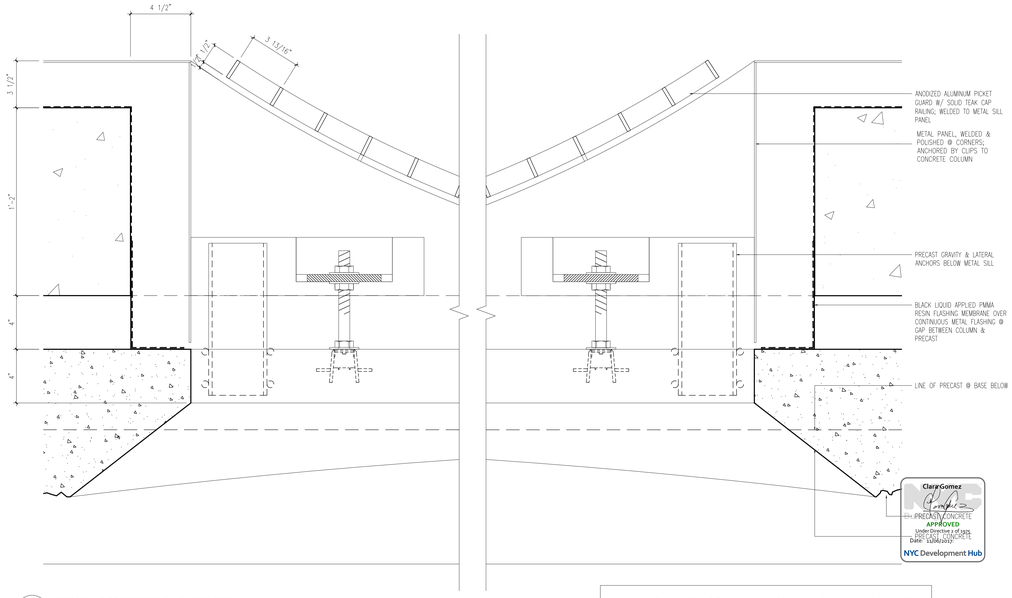

1 A-943 TYPICAL LOGGIA OPENING - PLAN DETAIL
SCALE: 3" = 1'-0"

REFER TO WINDOW SCHEDULE (A-330.00, A-331.00, A-332.00) FOR THERMAL PERFORMANCE DATA OF ALL FENESTRATION AREAS

NOTES:

6	10/30/2017	ISSUED TO DOB
5	06/14/2017	ISSUED FOR CONSTRUCTION
4	03/31/2017	95% CD SUBMISSION
3	01/20/2017	80% CD SUBMISSION
2	01/06/2017	DOB RE-SUBMISSION
1	11/11/2016	CORE & SHELL BUY SET
Number:	Date:	Revision:

Project:
130 WILLIAM STREET
130 WILLIAM STREET
NEW YORK, NY 10038

Client:
THE LIGHTSTONE GROUP
130 WILLIAM STREET PROPERTY OWNER LLC
460 PARK AVE, 13TH FLOOR
NEW YORK, NY 10022
(212) 616-9971

Architect:
HILL | WEST ARCHITECTS
11 BROADWAY
17TH FLOOR
NEW YORK, NY 10004
T. 212 213 8007

Creative Director
Adjaye Associates
415 Broadway, 3rd Fl.
New York, NY 10013
(212) 965-8477

Building Structures:
McNamara Salvia
62 West 45th Street, 11th Fl.
New York, NY 10036
(212) 246-9800

MEP Engineer:
Ventrop ECG, LLC
365 W 34th Street, 3rd Fl.
New York, NY 10001
(212) 244-5060

Exterior Facade Consultant:
Gilsanz Murray Steficek, LLP
129 West 27th Street, 5th Fl.
New York, NY 10001
(212) 254-0030

Landscape Architect:
Weintraub Diaz, LLC
19 New Street
Nyack, NY 10960
(845) 353-2500

Civil Engineer & Acoustic Consultant:
AKRF Engineering PC
440 Park Avenue South, 7th Fl.
New York, NY 10016
(646) 388-9829

IT & Security Consultant:
Anj Communications
133 Sunny Ridge Road
Harrison, New York 10528
(914) 967-1967

Pool Consultant:
Integrated Aquatics Engineering, Inc.
75 Shewell Ave
Doylestown, PA 18901
(215) 230-8623

Elevator Consultant:
Jenkins and Huntington
1251 Avenue of the Americas
New York, NY 10020
(212)-696-1818

DOB STAMPS & SIGNATURES:

ClearGomez
APPROVED
Under Directive 1 of 1975
Date: 12/04/2017

DWG TITLE:
LOGGIA DETAILS

NB#121192903

SEAL & SIGNATURE:
REGISTERED ARCHITECT CHARLES WEST JR. 026977 STATE OF NEW YORK

DATE: 10/30/2017
PROJECT #: 14426
SCALE: 1/4"= 1'-0"
A-943.00
DWG NO.

I:\426 130 Main Street\A01_Drawing Set\10_Submissions

DEPT OF BLDGS 121192903 Job Number
ES390716474 Scan Code

REFER TO WINDOW SCHEDULE (A-330.00, A-331.00, A-332.00) FOR THERMAL PERFORMANCE DATA OF ALL FENESTRATION AREAS

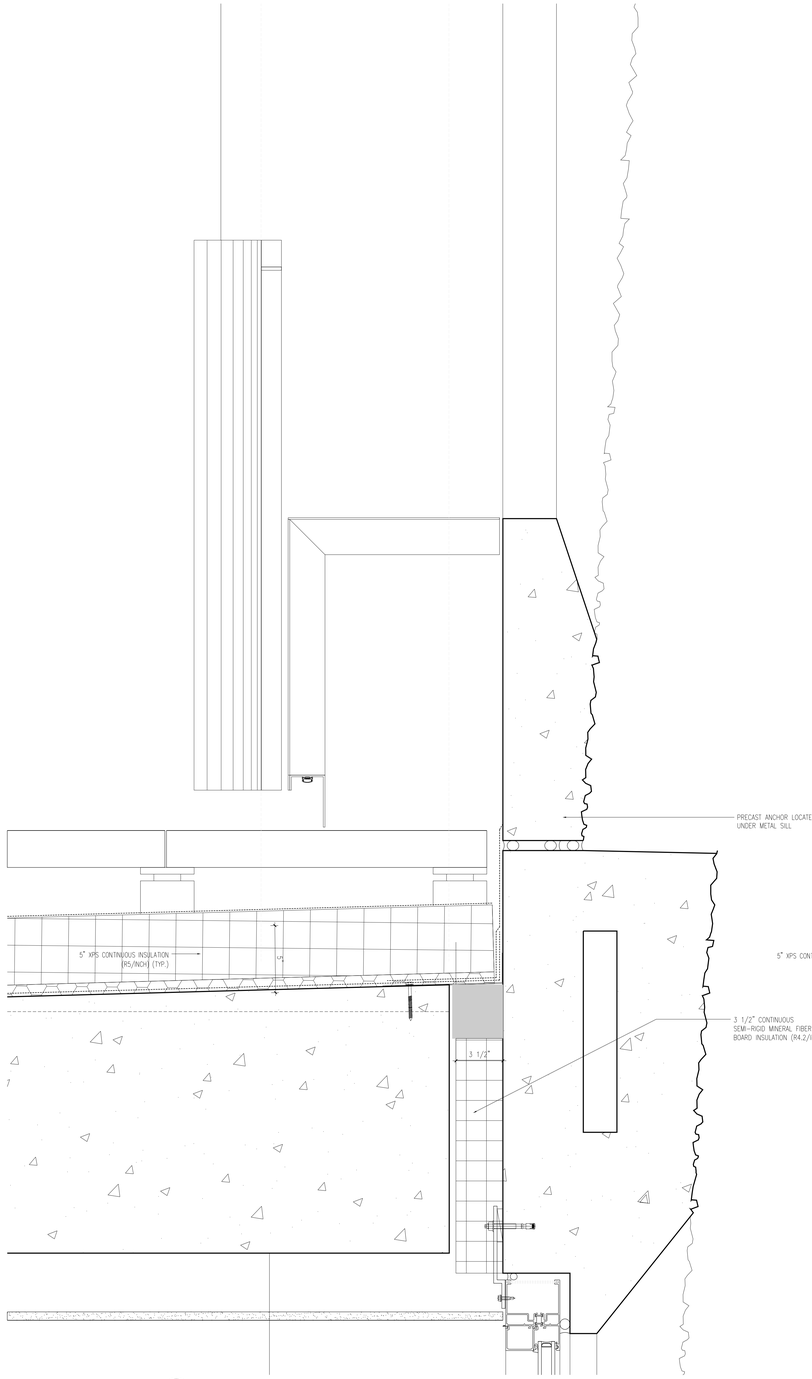

2 A-944 TYPICAL LOGGIA OPENING - SECTION DETAIL
SCALE: 1" = 1'-0"

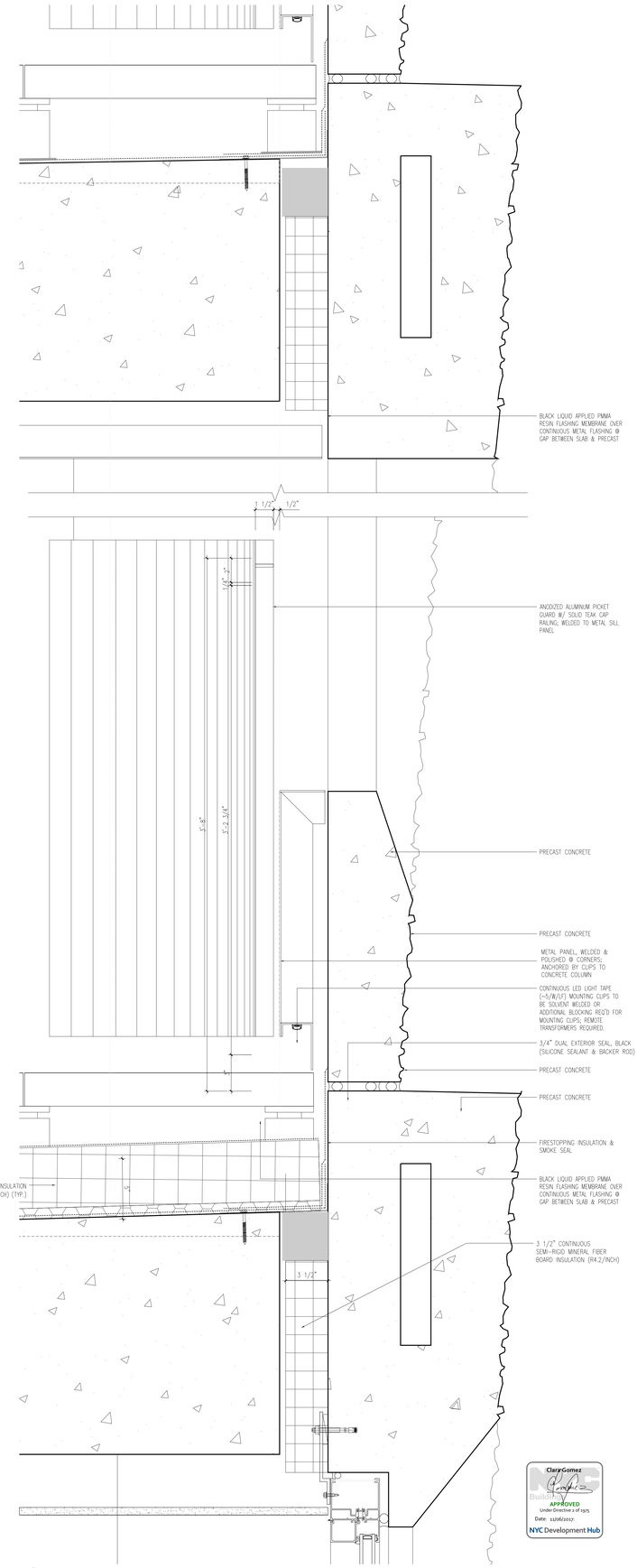

1 A-944 TYPICAL LOGGIA OPENING - SECTION DETAIL
SCALE: 1" = 1'-0"

Clara Gomez
Building
APPROVED
Under Directive 2 of 1975
Date: 11/06/2017
NYC Development Hub

NOTES:

Number:	Date:	Revision:
6	10/30/2017	ISSUED TO DOB
5	06/14/2017	ISSUED FOR CONSTRUCTION
4	03/31/2017	95% CD SUBMISSION
3	01/20/2017	80% CD SUBMISSION
2	01/06/2017	DOB RE-SUBMISSION
1	11/11/2016	CORE & SHELL BUY SET

Project:
130 WILLIAM STREET
130 WILLIAM STREET
NEW YORK, NY 10038

Client:
THE LIGHTSTONE GROUP
130 WILLIAM STREET PROPERTY OWNER LLC
460 PARK AVE, 13TH FLOOR
NEW YORK, NY 10022
(212) 616-9971

Architect:
HILL | WEST ARCHITECTS
11 BROADWAY
17TH FLOOR
NEW YORK, NY 10004
T. 212 213 8007

Creative Director
Adjaye Associates
415 Broadway, 3rd Fl.
New York, NY 10013
(212) 965-8477

Building Structures:
McNamara Salvia
62 West 45th Street, 11th Fl.
New York, NY 10036
(212) 246-9800

MEP Engineer:
Ventrop ECG, LLC
365 W 34th Street, 3rd Fl.
New York, NY 10001
(212) 244-5060

Exterior Facade Consultant:
Gilsanz Murray Steficek, LLP
129 West 27th Street, 5th Fl.
New York, NY 10001
(212) 254-0030

Landscape Architect:
Weintraub Diaz, LLC
19 New Street
Nyack, NY 10960
(845) 353-2500

Civil Engineer & Acoustic Consultant:
AKRF Engineering PC
440 Park Avenue South, 7th Fl.
New York, NY 10016
(646) 388-9829

IT & Security Consultant:
Anj Communications
133 Sunny Ridge Road
Harrison, New York 10528
(914) 967-1967

Pool Consultant:
Integrated Aquatics Engineering, Inc.
75 Shewell Ave
Doylestown, PA 18901
(215) 230-8623

Elevator Consultant:
Jenkins and Huntington
1251 Avenue of the Americas
New York, NY 10020
(212)-696-1818

DOB STAMPS & SIGNATURES:

DWG TITLE:
LOGGIA DETAILS

NB#121192903

SEAL & SIGNATURE:
REGISTERED ARCHITECT
DAVID CHARLES WEST
No. 020801
STATE OF NEW YORK

DATE: 10/30/2017
PROJECT #: 14A26
SCALE: 1/4"= 1'-0"
A-944.00
DWG NO.

J:\14A26 130 William Street\14A26_Drawing Sets\130_Submissions

DEPT OF BLDGS 121192903 Job Number
ES136832358 Scan Code

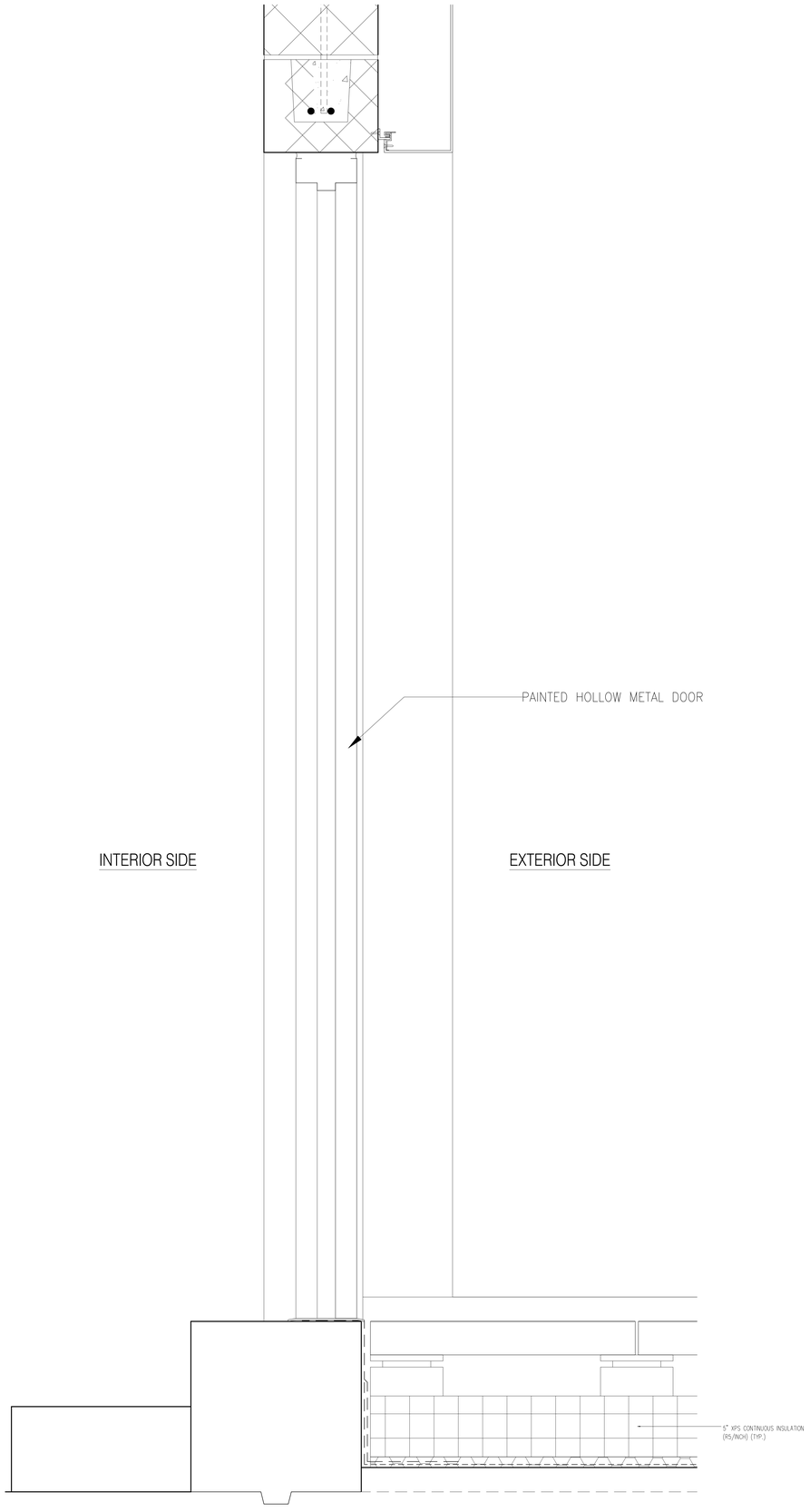

3 DOOR AT MAIN ROOF
SCALE: 3"=1'-0"

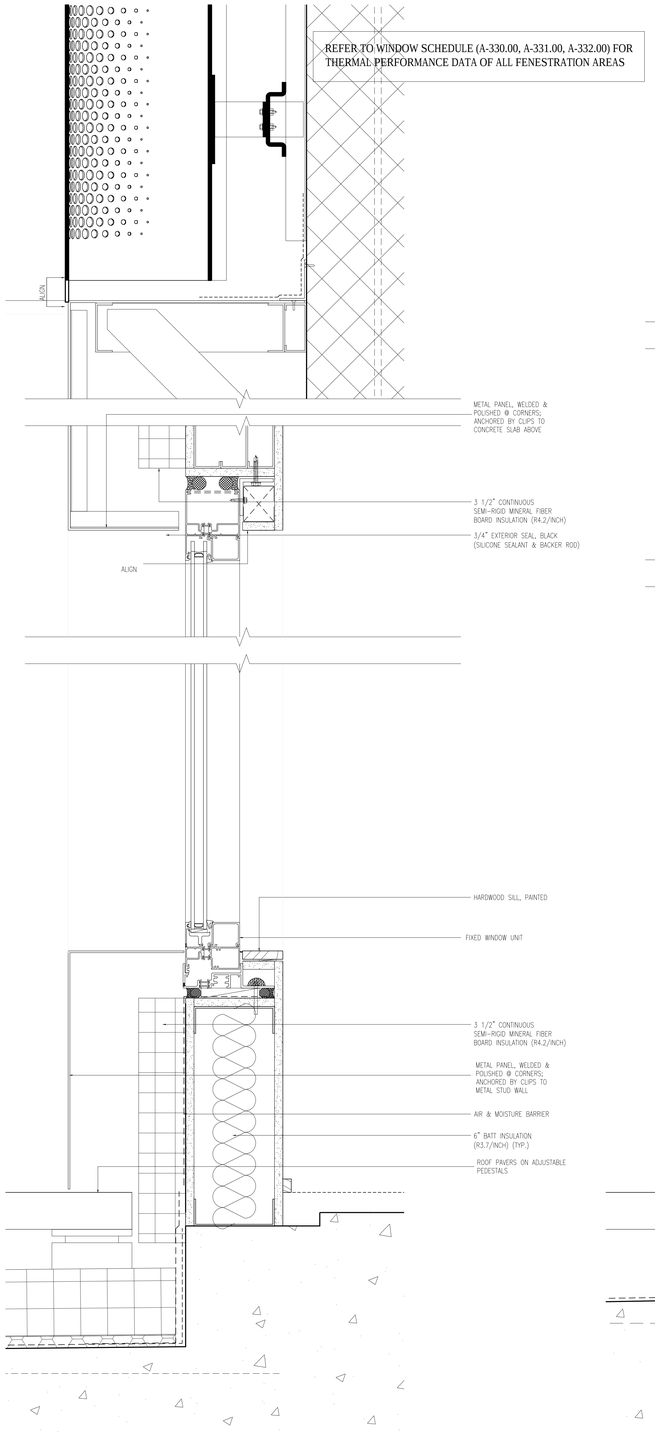

2 METAL PANEL - SECTION DETAIL
SCALE: 3"=1'-0"

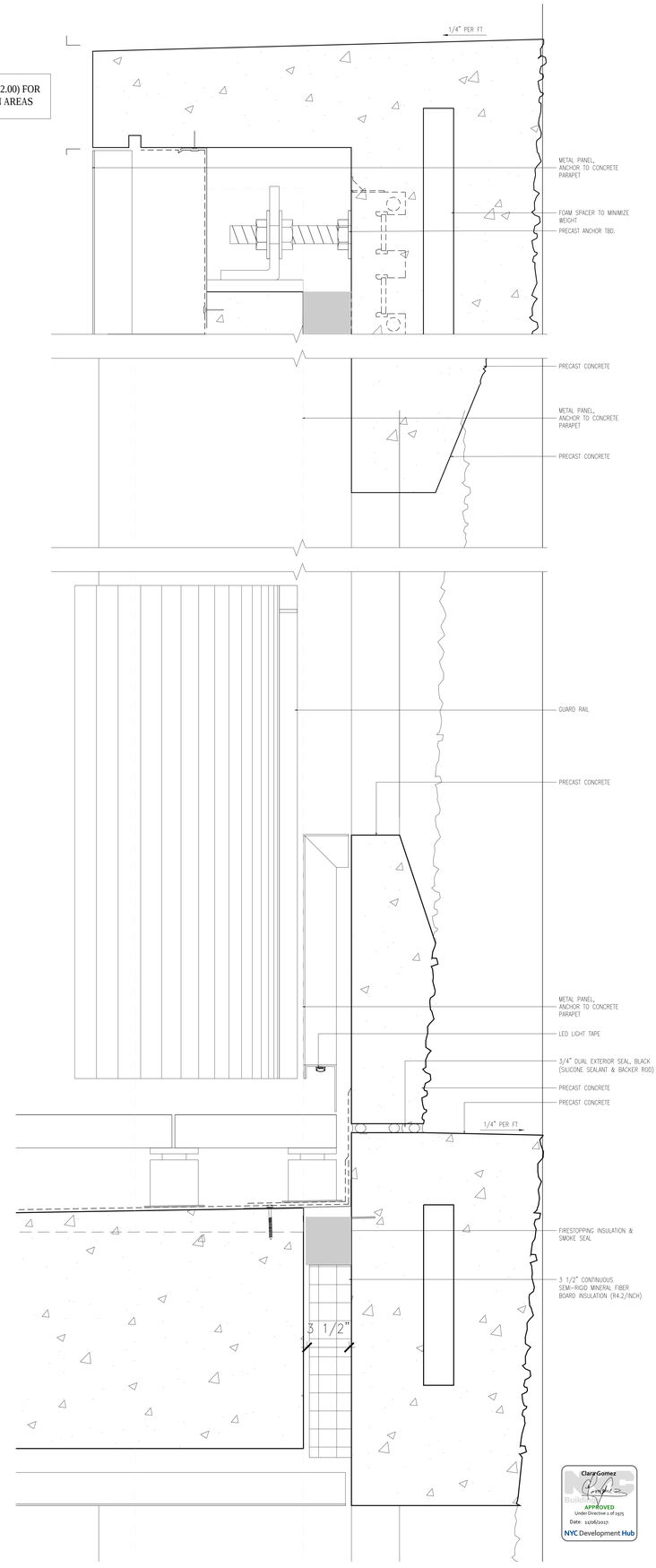

1 TERRACE PARAPET - SECTION DETAIL
SCALE: 3"=1'-0"

Clara Gomez
Building
APPROVED
Under Directive 2 of 1975
Date: 11/06/2017
NYC Development Hub

NOTES:

Number:	Date:	Revision:
6	10/30/2017	ISSUED TO DOB
5	06/14/2017	ISSUED FOR CONSTRUCTION
4	03/31/2017	95% CD SUBMISSION
3	01/20/2017	80% CD SUBMISSION
2	01/06/2017	DOB RE-SUBMISSION
1	11/11/2016	CORE & SHELL BUY SET

Project:
130 WILLIAM STREET
130 WILLIAM STREET
NEW YORK, NY 10038

Client:
THE LIGHTSTONE GROUP
130 WILLIAM STREET PROPERTY OWNER LLC
460 PARK AVE, 13TH FLOOR
NEW YORK, NY 10022
(212) 616-9971

Architect:
HILL | WEST ARCHITECTS
11 BROADWAY
17TH FLOOR
NEW YORK, NY 10004
T. 212 213 8007

Creative Director
Adjaye Associates
415 Broadway, 3rd Fl.
New York, NY 10013
(212) 965-8477

Building Structures:
McNamara Salvia
62 West 45th Street, 11th Fl.
New York, NY 10036
(212) 246-9800

MEP Engineer:
Ventrop ECG, LLC
365 W 34th Street, 3rd Fl.
New York, NY 10001
(212) 244-5060

Exterior Facade Consultant:
Gilsanz Murray Steficek, LLP
129 West 27th Street, 5th Fl.
New York, NY 10001
(212) 254-0030

Landscape Architect:
Weintraub Diaz, LLC
19 New Street
Nyack, NY 10960
(845) 353-2500

Civil Engineer & Acoustic Consultant:
AKRF Engineering PC
440 Park Avenue South, 7th Fl.
New York, NY 10016
(646) 388-9829

IT & Security Consultant:
Anj Communications
133 Sunny Ridge Road
Harrison, New York 10528
(914) 967-1967

Pool Consultant:
Integrated Aquatics Engineering, Inc.
75 Shewell Ave
Doylestown, PA 18901
(215) 230-8623

Elevator Consultant:
Jenkins and Huntington
1251 Avenue of the Americas
New York, NY 10020
(212)-696-1818

DOB STAMPS & SIGNATURES:

DWG TITLE:
LOGGIA DETAILS
FOR DESIGN INTENT ONLY

NB#121192903

SEAL & SIGNATURE:
REGISTERED ARCHITECT
DAVID CHARLES WEST
STATE OF NEW YORK
No. 020851

DATE: 10/30/2017
PROJECT #: 14A26
SCALE: 1/4"= 1'-0"
A-945.00
DWG NO.

J:\HILL\ 130 William Street\Arch_Drawing Sets\10_Submissions

DEPT OF BLDGS 421300925 Job Number
E500488005S1 Scan Code

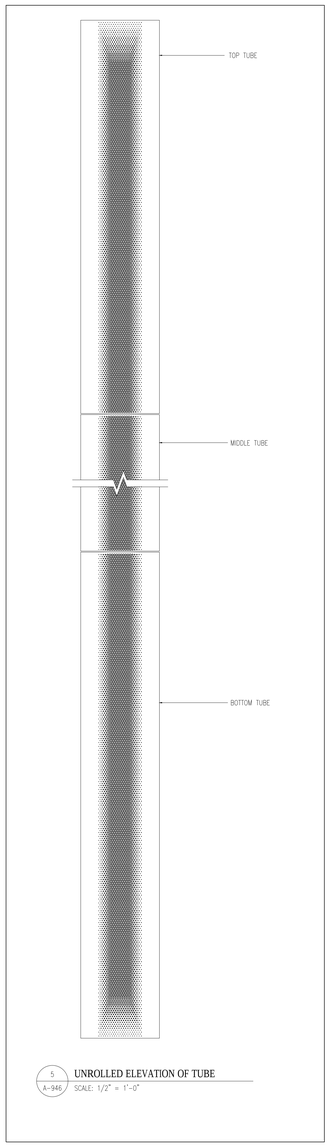

5 / A-946 UNROLLED ELEVATION OF TUBE
SCALE: 1/2" = 1'-0"

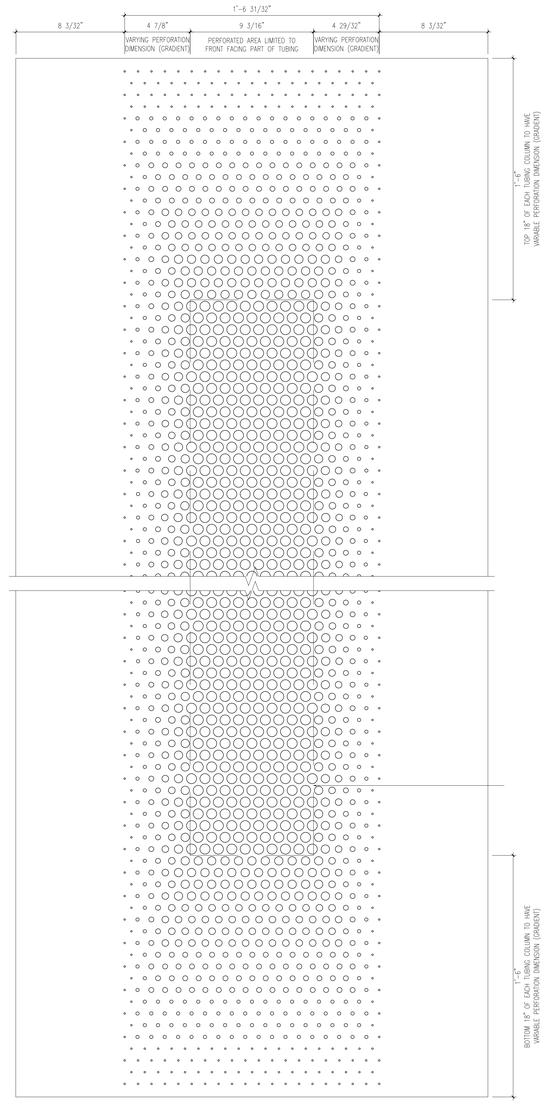

4 / A-946 UNROLLED DETAIL ELEVATION OF TUBE
SCALE: 3" = 1'-0"

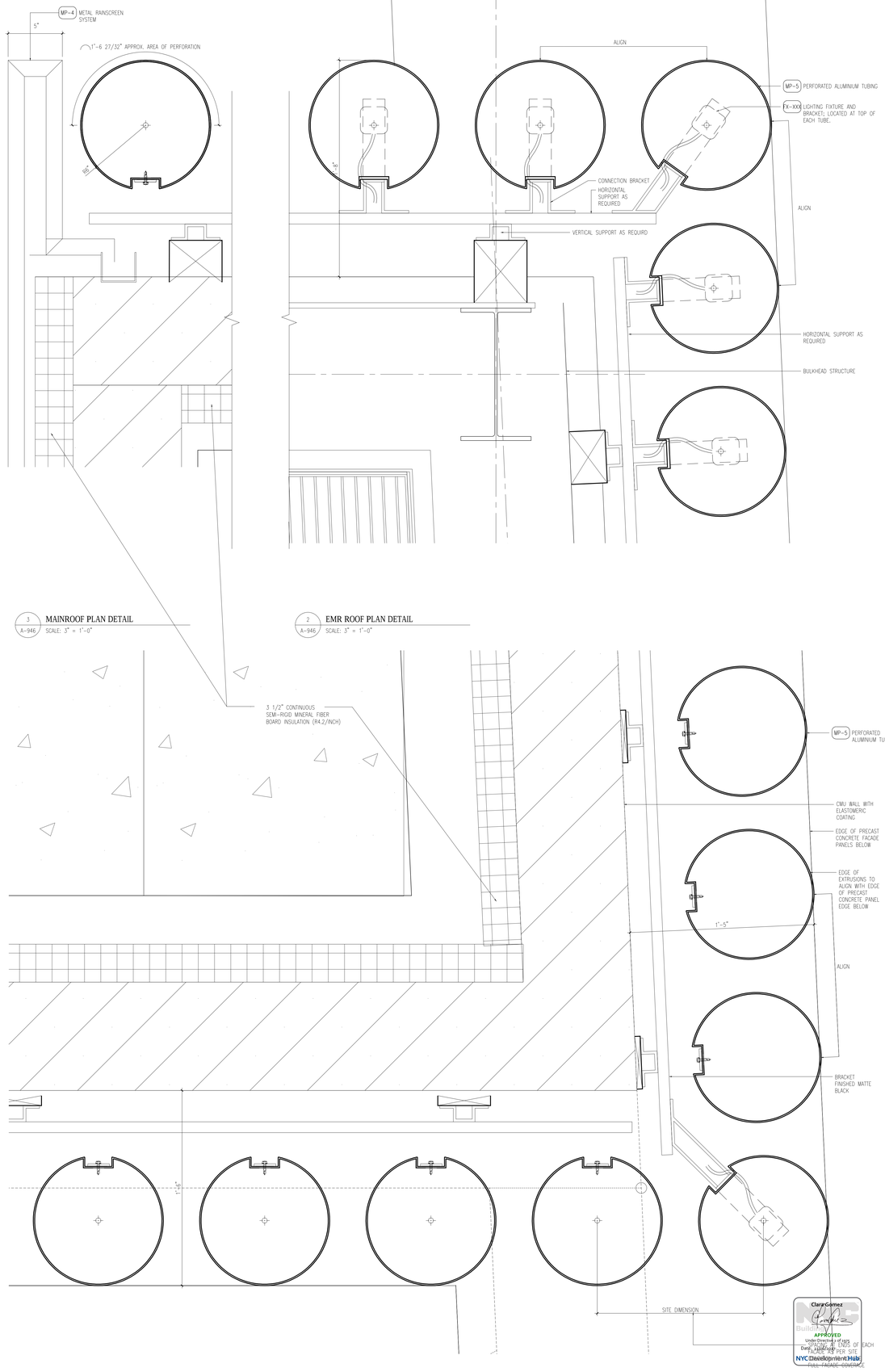

3 / A-946 MAINROOF PLAN DETAIL
SCALE: 3" = 1'-0"

2 / A-946 EMR ROOF PLAN DETAIL
SCALE: 3" = 1'-0"

1 / A-946 MAINROOF PLAN DETAIL
SCALE: 3" = 1'-0"

Clara Gomez
APPROVED
Under Directive 14 of 1975
Dept. of Buildings
NYC Development Hub

NOTES:

Number:	Date:	Revision:
6	10/30/2017	ISSUED TO DOB
5	06/14/2017	ISSUED FOR CONSTRUCTION
4	03/31/2017	95% CD SUBMISSION
3	01/20/2017	80% CD SUBMISSION
2	01/06/2017	DOB RE-SUBMISSION
1	11/11/2016	CORE & SHELL BUY SET

Project:
130 WILLIAM STREET
130 WILLIAM STREET
NEW YORK, NY 10038

Client:
THE LIGHTSTONE GROUP
130 WILLIAM STREET PROPERTY OWNER LLC
460 PARK AVE, 13TH FLOOR
NEW YORK, NY 10022
(212) 616-9971

Architect:
HILL | WEST ARCHITECTS
11 BROADWAY
17TH FLOOR
NEW YORK, NY 10004
T. 212 213 8007

Creative Director
Adjaye Associates
415 Broadway, 3rd Fl.
New York, NY 10013
(212) 965-8477

Building Structures:
McNamara Salvia
62 West 45th Street, 11th Fl.
New York, NY 10036
(212) 246-9800

MEP Engineer:
Ventrop ECG, LLC
365 W 34th Street, 3rd Fl.
New York, NY 10001
(212) 244-5060

Exterior Facade Consultant:
Gilsanz Murray Steficek, LLP
129 West 27th Street, 5th Fl.
New York, NY 10001
(212) 254-0030

Landscape Architect:
Weintraub Diaz, LLC
19 New Street
Nyack, NY 10960
(845) 353-2500

Civil Engineer & Acoustic Consultant:
AKRF Engineering PC
440 Park Avenue South, 7th Fl.
New York, NY 10016
(646) 388-9829

IT & Security Consultant:
Anj Communications
133 Sunny Ridge Road
Harrison, New York 10528
(914) 967-1967

Pool Consultant:
Integrated Aquatics Engineering, Inc.
75 Shewell Ave
Doylestown, PA 18901
(215) 230-8623

Elevator Consultant:
Jenkins and Huntington
1251 Avenue of the Americas
New York, NY 10020
(212)-696-1818

DOB STAMPS & SIGNATURES:

DWG TITLE:
ROOF & BULKHEAD DETAILS

NB#121192903

SEAL & SIGNATURE:
REGISTERED ARCHITECT
CHRISTOPHER CHARLES BENJAMIN
No. 026857
STATE OF NEW YORK

DATE: 10/30/2017
PROJECT #: 14026
SCALE: 1/4" = 1'-0"
DWG NO. A-946.00

J:\14026 130 William Street\A01_Drawing Set\10_Submissions

DEPT OF BLDGS 121192903 Job Number
B50581999TF Scan Code

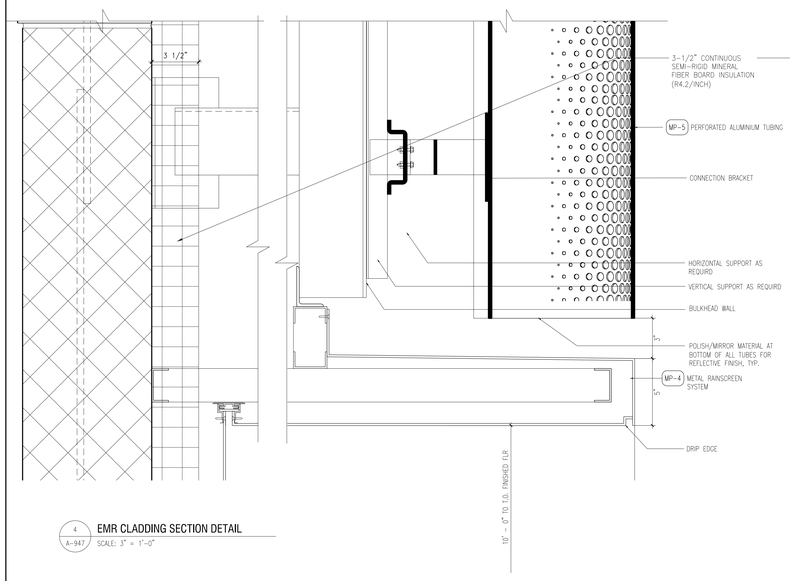

4 A-947 EMR CLADDING SECTION DETAIL
SCALE: 3" = 1'-0"

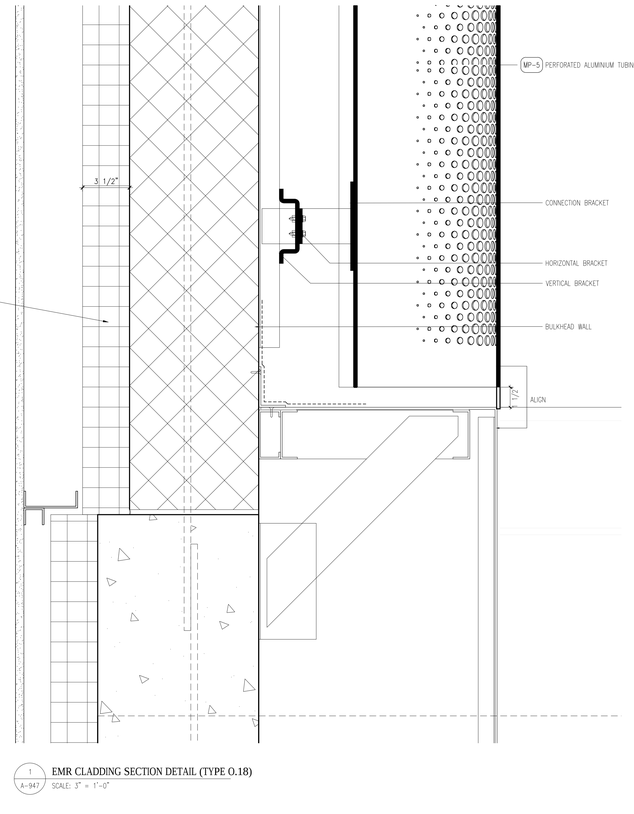

1 A-947 EMR CLADDING SECTION DETAIL (TYPE O.18)
SCALE: 3" = 1'-0"

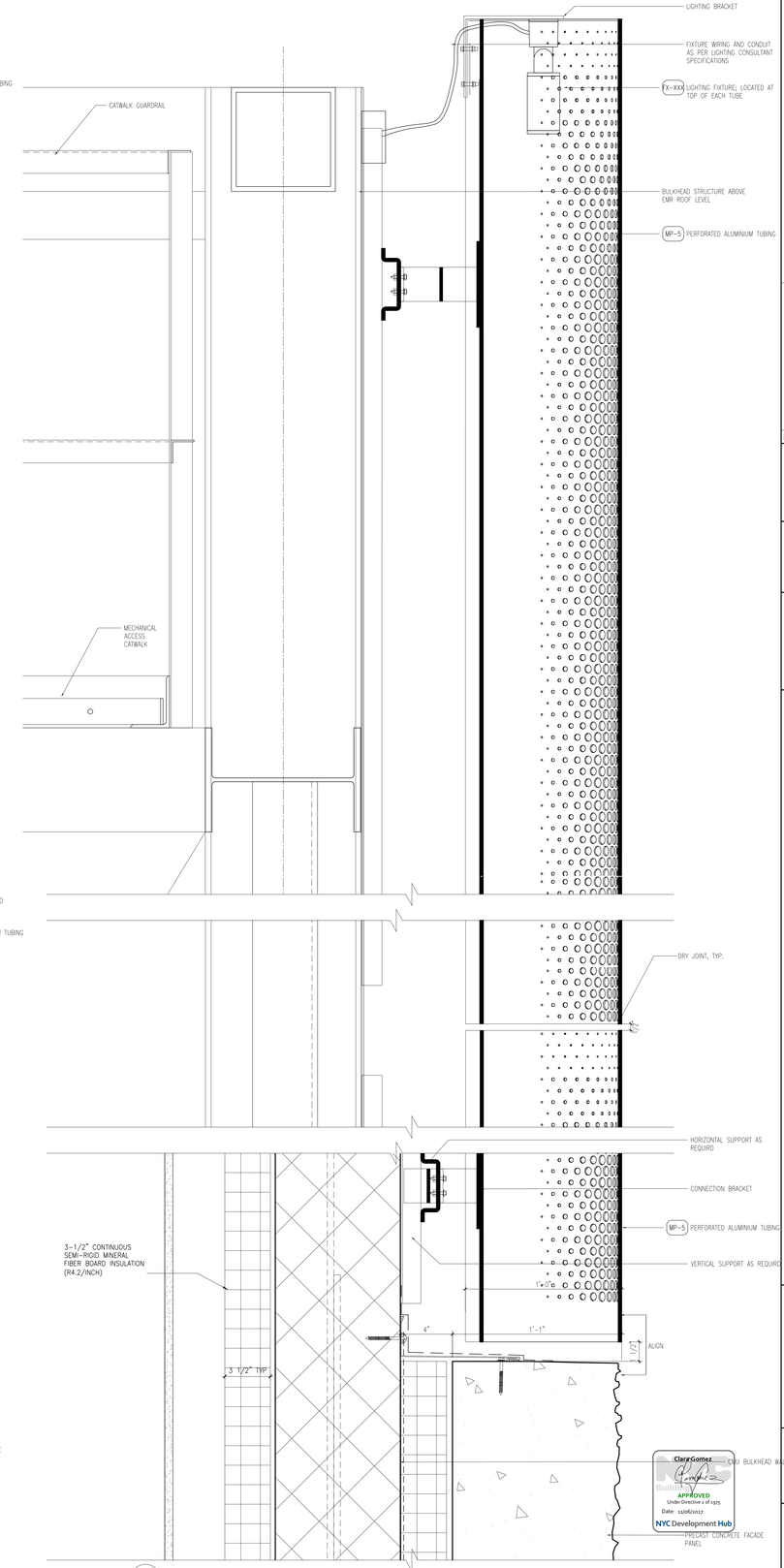

2 A-947 EMR CLADDING SECTION DETAIL
SCALE: 3" = 1'-0"

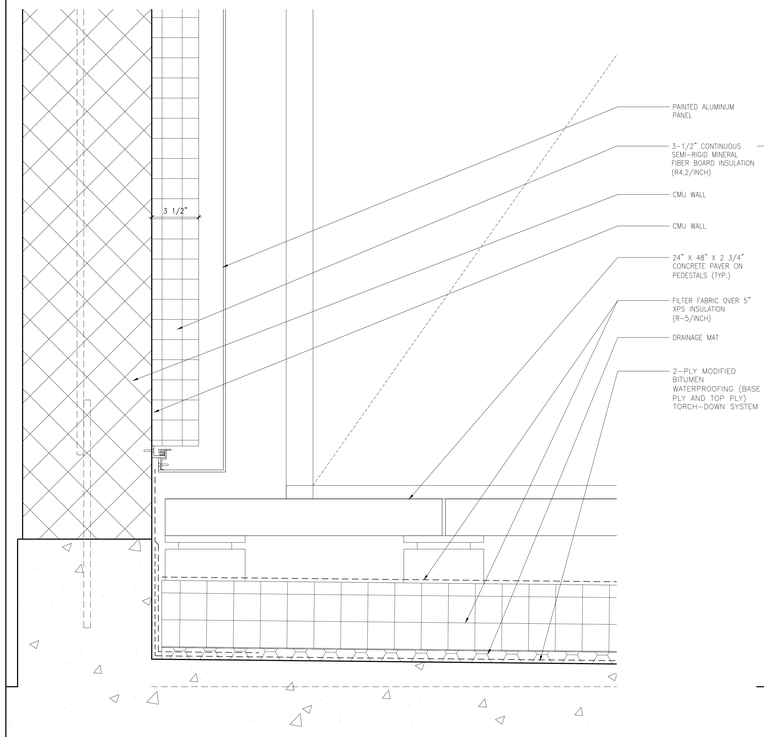

3 A-947 MAIN ROOF (61ST FLOOR) CLADDING SECTION DETAIL (TYPE O.14)
SCALE: 3" = 1'-0"

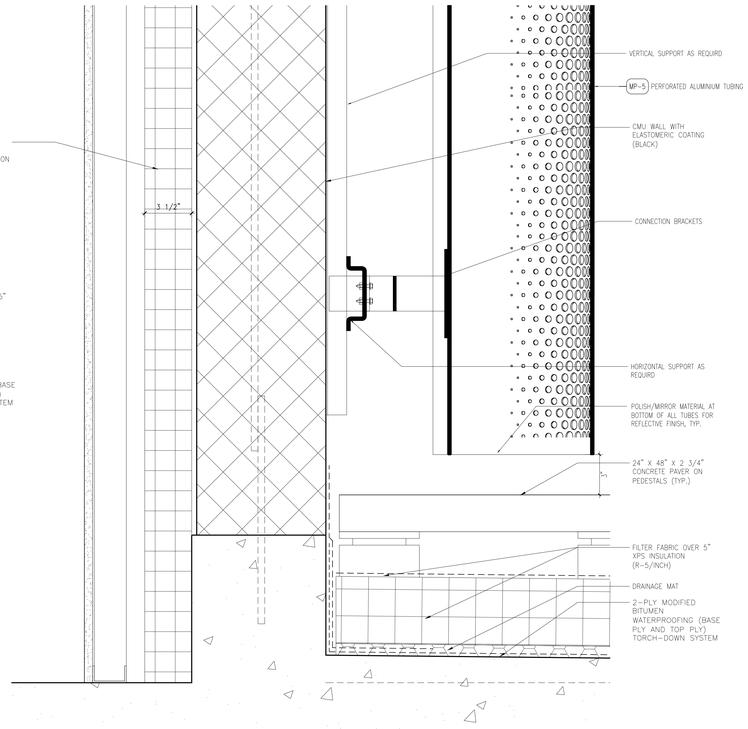

5 A-947 MAIN ROOF (61ST FLOOR)
SCALE: 3" = 1'-0"

NOTES:

- ALL WALLS, STRUCTURAL FIXING HARDWARE, WIRING, CONDUITS AND SUPPORTING STRUCTURE LOCATED BEHIND BULKHEAD TUBING TO BE FINISHED IN MATTE BLACK, UNLESS NOTED OTHERWISE
- MP-5 DARK BRONZE FINISH ON OUTSIDE/ MATTE LIGHT BRONZE ON INSIDE OF TUBES
- PARTIAL MOCKUP AND FINISH OF PERFORATED TUBE REQUIRED TO CONFIRM PERFORATION SIZE
- LIGHTING FIXTURE WIRING AND CONDUIT AS PER LIGHTING CONSULTANT SPECIFICATIONS

Number:	Date:	Revision:
6	10/30/2017	ISSUED TO DOB
5	06/14/2017	ISSUED FOR CONSTRUCTION
4	03/31/2017	95% CD SUBMISSION
3	01/20/2017	80% CD SUBMISSION
2	01/06/2017	DOB RE-SUBMISSION
1	11/11/2016	CORE & SHELL BUY SET

Project:
130 WILLIAM STREET
130 WILLIAM STREET
NEW YORK, NY 10038

Client:
THE LIGHTSTONE GROUP
130 WILLIAM STREET PROPERTY OWNER LLC
460 PARK AVE, 13TH FLOOR
NEW YORK, NY 10022
(212) 616-9971

Architect:
HILL | WEST ARCHITECTS
11 BROADWAY
17TH FLOOR
NEW YORK, NY 10004
T. 212 213 8007

Creative Director
Adjaye Associates
415 Broadway, 3rd Fl.
New York, NY 10013
(212) 965-8477

Building Structures:
McNamara Salvia
62 West 45th Street, 11th Fl.
New York, NY 10036
(212) 246-9800

MEP Engineer:
Ventrop ECG, LLC
365 W 34th Street, 3rd Fl.
New York, NY 10001
(212) 244-5060

Exterior Facade Consultant:
Gilsanz Murray Steficek, LLP
129 West 27th Street, 5th Fl.
New York, NY 10001
(212) 254-0030

Landscape Architect:
Weintraub Diaz, LLC
19 New Street
Nyack, NY 10960
(845) 353-2500

Civil Engineer & Acoustic Consultant:
AKRF Engineering PC
440 Park Avenue South, 7th Fl.
New York, NY 10016
(646) 388-9829

IT & Security Consultant:
Anj Communications
133 Sunny Ridge Road
Harrison, New York 10528
(914) 967-1967

Pool Consultant:
Integrated Aquatics Engineering, Inc.
75 Shewell Ave
Doylestown, PA 18901
(215) 230-8623

Elevator Consultant:
Jenkins and Huntington
1251 Avenue of the Americas
New York, NY 10020
(212)-696-1818

DOB STAMPS & SIGNATURES:

Clare Gomez
APPROVED
Under Directive 1 of 1975
Date: 11/06/2017
NYC Development Hub

DWG TITLE:
ROOF & BULKHEAD DETAILS

NB#121192903

SEAL & SIGNATURE:
REGISTERED ARCHITECT CHARLES WEST 026803 STATE OF NEW YORK

DATE: 10/30/2017
PROJECT #: 14026
SCALE: 1/4"= 1'-0"
A-947.00
DWG NO.

J:\14026 130 William Street\Arch\1_Drawing Sets\130_Submissions

DEPT OF BLDGS 121192903 Job Number
E307283295SI Scan Code

EXTERIOR MATERIALS INDEX

ABBREV.		MATERIAL	SPEC. SECTION	FUNCTION	FINISH	BASIS OF DESIGN SOURCE	BASIS OF DESIGN CAT. NO.	COLOR	REMARKS
CONCRETE									
CO-1		PRECAST CONCRETE SURFACE		EXTERIOR WALL AT TOWER	TEXTURED			BLACK	1-1/4" DEEP TEXTURED FORMLINER WITH ACID WASH FINISH TWICE (2X) AND SEALER APPLIED AT FACTORY
CO-2		PRECAST CONCRETE SURFACE		EXTERIOR WALL AT TOWER	SMOOTH			BLACK	SMOOTH CONCRETE FINISH WITH ACID WASH FINISH TWICE (2X) AND SEALER APPLIED AT FACTORY
CO-3		CAST-IN-PLACE CONCRETE		EXTERIOR WALL AT PLAZA FAÇADE & SCREEN WALLS	HONED			BLACK	TINTED CONCRETE WITH LARGE WHITE 1" MIN. EXPOSED MARBLE AGGREGATE. SURFACE RETARDER WITH POWER WASH.
CURTAINWALL AND STOREFRONTS									
CW-1		THERMALLY BROKEN ALUMINUM AND GLASS STOREFRONT SYSTEM		PLAZA & RETAIL	ANODIZED			BRONZE	
CW-2		THERMALLY BROKEN ALUMINUM AND GLASS STOREFRONT SYSTEM		AMENITY LEVELS	ANODIZED			BRONZE	
STONE									
ST-1		2CM BLACK BASALT SLAB		ENTRY VESTIBULE	HONED & POLISHED	STONE SOURCE		BLACK	CIRCULAR TILE PATTERN WITH TWO FINISH TYPES: HONED CIRCLES & POLISHED FILLER PIECES
ST-2		NERO MARQUINA MARBLE		ENTRY VESTIBULE	HONED	STONE SOURCE		BLACK	
GLASS									
GL-1		INSULATED GLASS UNIT		RETAIL PLAZA	N/A			CLEAR	SEE GLASS SPECIFICATIONS
GL-2		INSULATED GLASS UNIT		GLAZING AT AMENITIES	N/A			CLEAR	SEE GLASS SPECIFICATIONS
GL-3		INSULATED GLASS UNIT		GLAZING AT RESIDENCES	N/A			CLEAR	SEE GLASS SPECIFICATIONS
GL-4		INSULATED GLASS UNIT		BACKPAINTED GLASS LOCATIONS	N/A			BLACK	
LOUVERS									
LV-1		EXTRUDED ALUMINUM HORIZONTAL STORM LOUVER		FULTON ST ABOVE CANOPY	3-COAT DURANAR XL			BRONZE	TO MATCH FINISH SPEC OF WINDOW FRAMES
LV-2		EXTRUDED ALUMINUM HORIZONTAL STORM LOUVER		MECHANICAL FLOORS	3-COAT DURANAR XL			BRONZE	TO MATCH FINISH SPEC OF WINDOW FRAMES
METAL									
MP-1		ALUMINUM COMPOSITE CEILING PANEL		ENTRY VESTIBULE	HIGH GLOSS	POHL RAINSCREEN SYSTEMS	POHL - EUROPLATE	BLACK	
MP-2		EXTRUDED ALUMINUM WINDOW/DOOR FRAME		RESIDENCES	3-COAT DURANAR XL			BRONZE	SEE FRAME SPECIFICATIONS
MP-3		ALUMINUM FLASHING		PLAZA SCREENWALLS & TERRACE ROOF PARAPETS	ANODIZED			BLACK	
MP-4		ALUMINUM PANEL RAINSCREEN SYSTEM		LOGGIA BALCONIES	ANODIZED	ZAHNER		BRONZE	CUSTOM PANEL SYSTEM
MP-5		EXTRUDED ALUMINUM RAINSCREEN SYSTEM		EMR CLADDING	ANODIZED	ZAHNER		BRONZE	CUSTOM TUBULAR EXTRUSIONS
ROOFING									
RF-1		2FT X 4FT EXTERIOR TERRAZZO PAVERS		PLAZA	GROUND	TECTURA		BLACK	PEDESTAL SYSTEM
RF-2		2FT X 4FT EXTERIOR TERRAZZO PAVERS		AMENITIES	GROUND	TECTURA		BLACK	PEDESTAL SYSTEM ON INVERTED ROOF ASSEMBLY
RF-3		2FT X 4FT EXTERIOR TERRAZZO PAVERS		LOGGIA BALCONIES	GROUND	TECTURA		BLACK	PEDESTAL SYSTEM ON INVERTED ROOF ASSEMBLY
RF-4		2FT X 4FT EXTERIOR TERRAZZO PAVERS		ROOF TERRACES	GROUND	TECTURA		BLACK	PEDESTAL SYSTEM ON INVERTED ROOF ASSEMBLY
RF-5		2FT X 4FT EXTERIOR TERRAZZO PAVERS		EMR ROOF	GROUND	TECTURA			PEDESTAL SYSTEM ON INVERTED ROOF ASSEMBLY
RAILINGS									
RL-1		ALUMINUM GUARD WITH HARDWOOD RAILING		LOGGIA BALCONIES	ANODIZED			BRONZE	HARDWOOD TEAK HANDRAIL
RL-2		FULLY TEMPERED - LAMINATED GLASS GUARD		AMENITIES TERRACE				LOW-IRON	BRONZE ANODIZED COVER PLATE

Clare Gomez
APPROVED
Under Directive 1 of 1975
Date: 11/06/2017
NYC Development Hub

NOTES:

Number:	Date:	Revision:
5	10/30/2017	ISSUED TO DOB
4	06/14/2017	ISSUED FOR CONSTRUCTION
3	03/31/2017	95% CD SUBMISSION
2	01/20/2017	80% CD SUBMISSION
1	11/11/2016	CORE & SHELL BUY SET

Project:
130 WILLIAM STREET
130 WILLIAM STREET
NEW YORK, NY 10038

Client:
THE LIGHTSTONE GROUP
130 WILLIAM STREET PROPERTY OWNER LLC
460 PARK AVE, 13TH FLOOR
NEW YORK, NY 10022
(212) 616-9971

Architect:
HILL WEST ARCHITECTS
11 BROADWAY
17TH FLOOR
NEW YORK, NY 10004
T. 212 213 8007

Creative Director
Adjaye Associates
415 Broadway, 3rd Fl.
New York, NY 10013
(212) 965-8477

Building Structures:
McNamara Salvia
62 West 45th Street, 11th Fl.
New York, NY 10036
(212) 246-9800

MEP Engineer:
Ventrop ECG, LLC
365 W 34th Street, 3rd Fl.
New York, NY 10001
(212) 244-5060

Exterior Facade Consultant:
Gilsanz Murray Steficek, LLP
129 West 27th Street, 5th Fl.
New York, NY 10001
(212) 254-0030

Landscape Architect:
Weintraub Diaz, LLC
19 New Street
Nyack, NY 10960
(845) 353-2500

Civil Engineer & Acoustic Consultant:
AKRF Engineering PC
440 Park Avenue South, 7th Fl.
New York, NY 10016
(646) 388-9829

IT & Security Consultant:
Anj Communications
133 Sunny Ridge Road
Harrison, New York 10528
(914) 967-1967

Pool Consultant:
Integrated Aquatics Engineering, Inc.
75 Shewell Ave
Doylestown, PA 18901
(215) 230-8623

Elevator Consultant:
Jenkins and Huntington
1251 Avenue of the Americas
New York, NY 10020
(212)-696-1818

DOB STAMPS & SIGNATURES:

DWG TITLE:
EXTERIOR MATERIALS INDEX

NB#121192903

SEAL & SIGNATURE:
REGISTERED ARCHITECT GUY CHARLES REID LICENSED STATE OF NEW YORK

DATE: 10/30/2017
PROJECT #: 14426
SCALE: 1/4" = 1'-0"
DWG NO. A-948.00

J:\1426 130 William Street\A01_Drawing Set\15_Submissions

DEPT OF BLDGS 121192903 Job Number
E309522746SB Scan Code

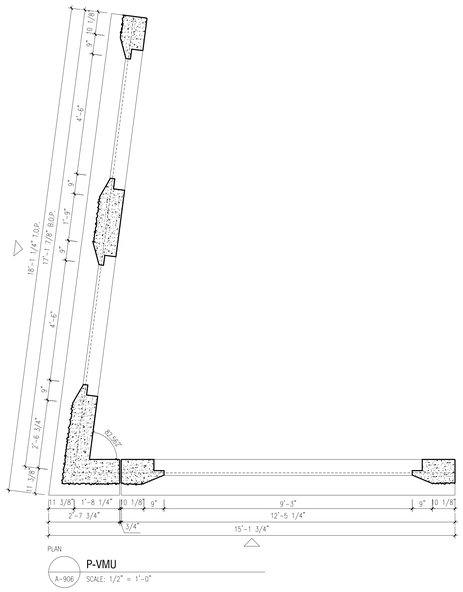

PLAN

P-VMU

A-906 SCALE: 1/2" = 1'-0"

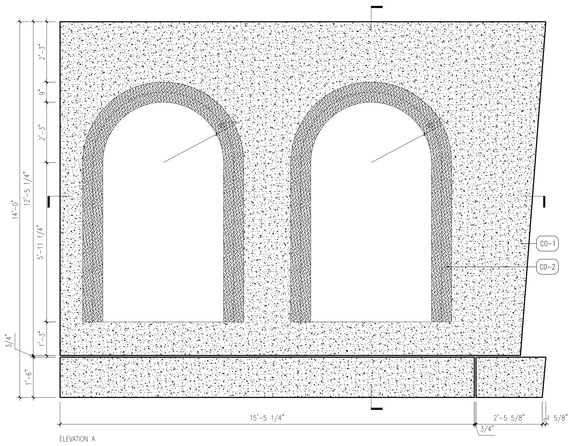

ELEVATION A

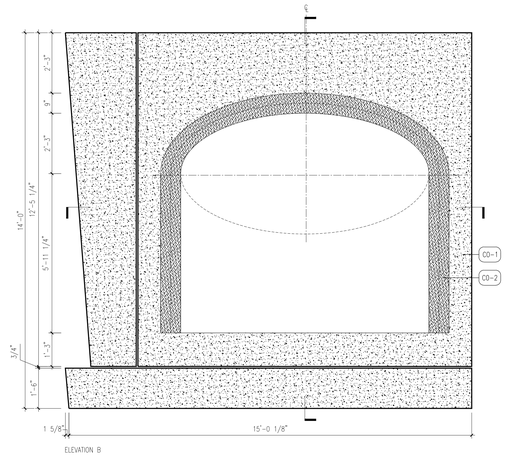

ELEVATION B

SECTION

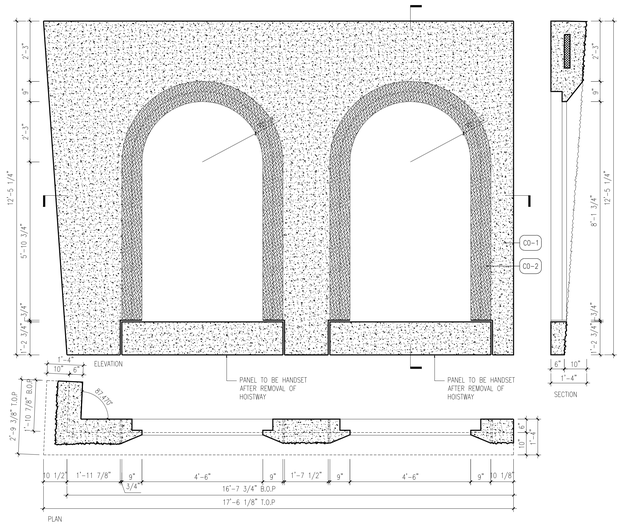

ELEVATION

PANEL TO BE HANDSET AFTER REMOVAL OF HOISTWAY

PANEL TO BE HANDSET AFTER REMOVAL OF HOISTWAY

SECTION

SECTION

PLAN

P-43H - HOISTWAY

A-907 SCALE: 1/2" = 1'-0"

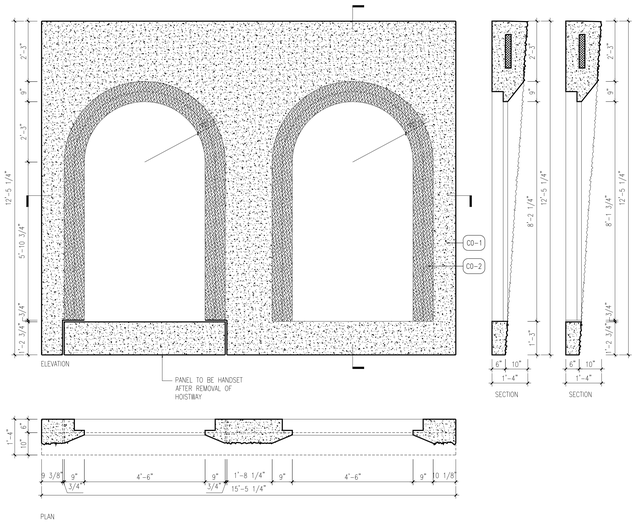

ELEVATION

PANEL TO BE HANDSET AFTER REMOVAL OF HOISTWAY

SECTION

SECTION

PLAN

P-29H - HOISTWAY

A-906 SCALE: 1/2" = 1'-0"

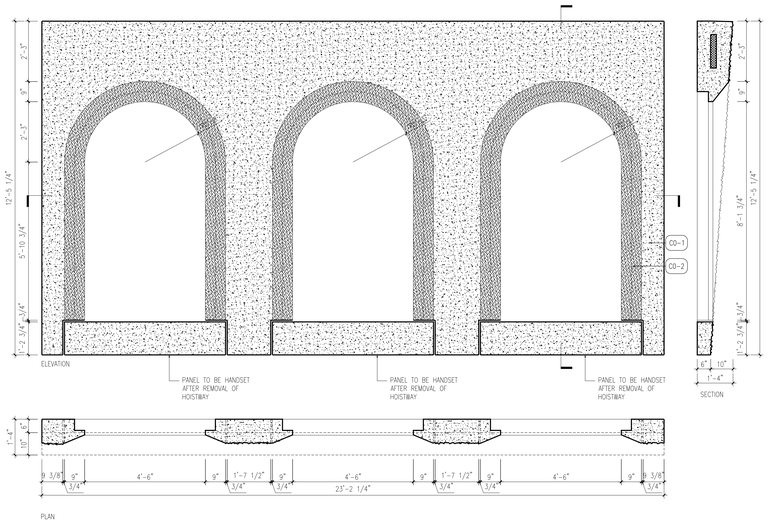

ELEVATION

PANEL TO BE HANDSET AFTER REMOVAL OF HOISTWAY

PANEL TO BE HANDSET AFTER REMOVAL OF HOISTWAY

PANEL TO BE HANDSET AFTER REMOVAL OF HOISTWAY

SECTION

PLAN

P-28H - HOISTWAY

A-906 SCALE: 1/2" = 1'-0"

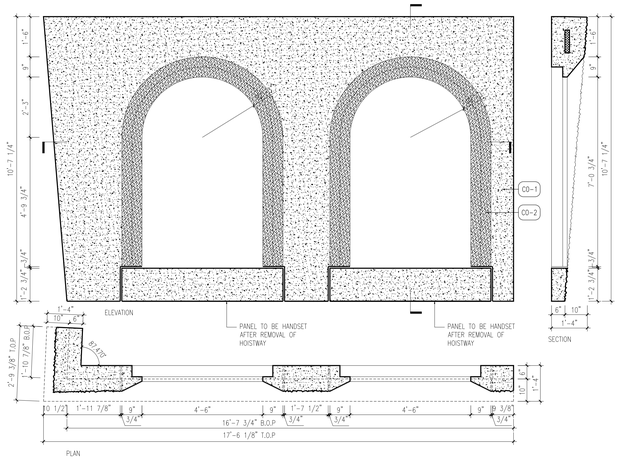

ELEVATION

PANEL TO BE HANDSET AFTER REMOVAL OF HOISTWAY

PANEL TO BE HANDSET AFTER REMOVAL OF HOISTWAY

SECTION

SECTION

PLAN

P-05H - HOISTWAY

A-903 SCALE: 1/2" = 1'-0"

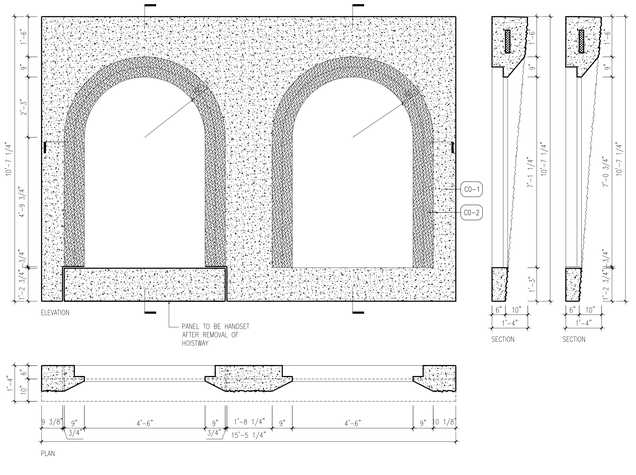

ELEVATION

PANEL TO BE HANDSET AFTER REMOVAL OF HOISTWAY

SECTION

SECTION

PLAN

P-02H - HOISTWAY

A-903 SCALE: 1/2" = 1'-0"

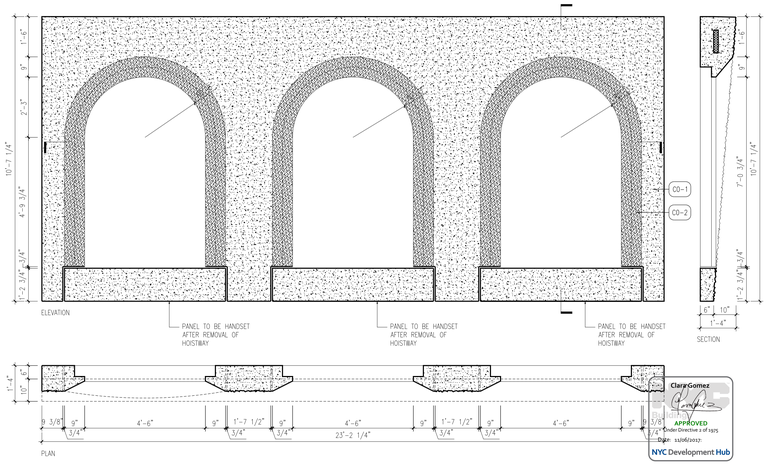

ELEVATION

PANEL TO BE HANDSET AFTER REMOVAL OF HOISTWAY

PANEL TO BE HANDSET AFTER REMOVAL OF HOISTWAY

PANEL TO BE HANDSET AFTER REMOVAL OF HOISTWAY

SECTION

PLAN

Clare Gomez
APPROVED
Under Directive 2 of 1975
Date: 11/06/2017
NYC Development Hub

P-01H - HOISTWAY

A-903 SCALE: 1/2" = 1'-0"

NOTES:

Number:	Date:	Revision:
3	10/30/2017	ISSUED TO DOB
2	07/24/2017	ASI-001 REVISED PRECAST RADII
1	04/28/2017	PRE-CAST REVISIONS - #RFI 40

Project:

130 WILLIAM STREET
130 WILLIAM STREET
NEW YORK, NY 10038

Client:
THE LIGHTSTONE GROUP
130 WILLIAM STREET PROPERTY OWNER LLC
460 PARK AVE, 13TH FLOOR
NEW YORK, NY 10022
(212) 616-9971

Architect:
HILL | WEST ARCHITECTS
11 BROADWAY
17TH FLOOR
NEW YORK, NY 10004
T. 212 213 8007

Creative Director
Adjaye Associates
415 Broadway, 3rd Fl.
New York, NY 10013
(212) 965-8477

Building Structures:
McNamara Salvia
62 West 45th Street, 11th Fl.
New York, NY 10036
(212) 246-9800

MEP Engineer:
Ventrop ECG, LLC
365 W 34th Street, 3rd Fl.
New York, NY 10001
(212) 244-5060

Exterior Facade Consultant:
Gilsanz Murray Steficek, LLP
129 West 27th Street, 5th Fl.
New York, NY 10001
(212) 254-0030

Landscape Architect:
Weintraub Diaz, LLC
19 New Street
Nyack, NY 10960
(845) 353-2500

Civil Engineer & Acoustic Consultant:
AKRF Engineering PC
440 Park Avenue South, 7th Fl.
New York, NY 10016
(646) 388-9829

IT & Security Consultant:
Anj Communications
133 Sunny Ridge Road
Harrison, New York 10528
(914) 967-1967

Pool Consultant:
Integrated Aquatics Engineering, Inc.
75 Shewell Ave
Doylestown, PA 18901
(215) 230-8623

Elevator Consultant:
Jenkins and Huntington
1251 Avenue of the Americas
New York, NY 10020
(212)-696-1818

DOB STAMPS & SIGNATURES:

DWG TITLE:

PRECAST PANEL TYPES

NB#121192903

SEAL & SIGNATURE:

REGISTERED ARCHITECT JOHN CHARLES WEST 020853 STATE OF NEW YORK

DATE:	10/30/2017
PROJECT #:	14A26
SCALE:	AS NOTED
DWG NO.	A-949.00

J:\14A26 130 William Street\Arch_1 Drawing Sets\10 Submissions

DEPT OF BLDGS 121192903 Job Number
ES1ABA2A9B5 Scan Code

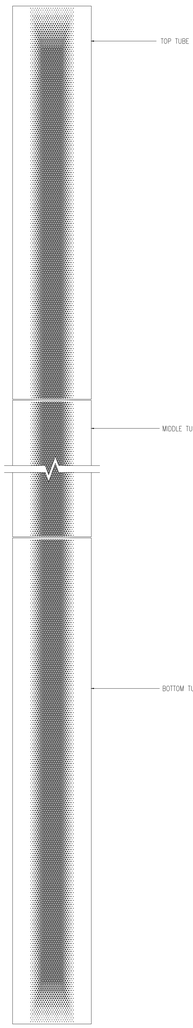



7 A-511 UNROLLED ELEVATION OF TUBE
SCALE: 1/2" = 1'-0"

6 A-511 UNROLLED DETAIL ELEVATION OF TUBE
SCALE: 3" = 1'-0"

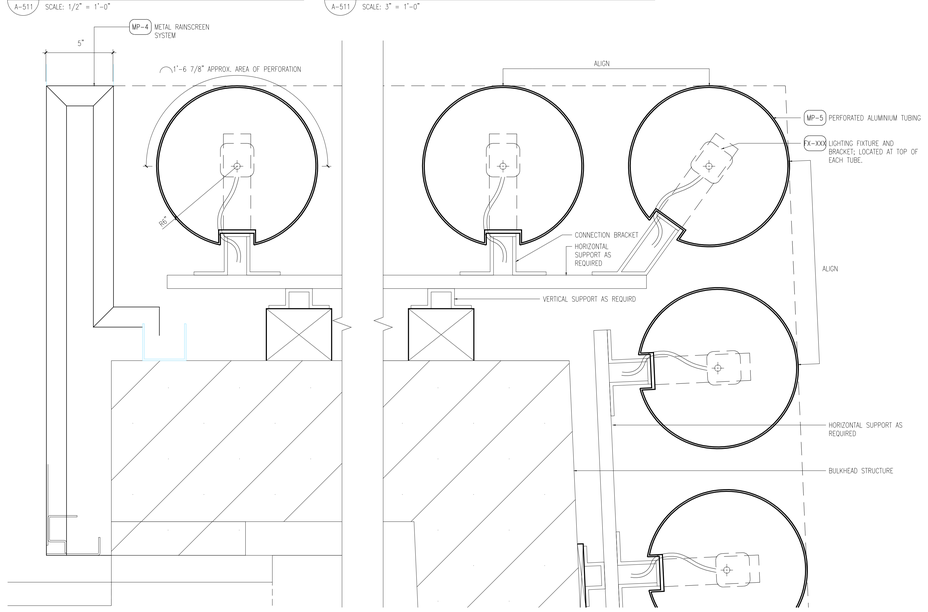

5 A-511 RAINSCREEN PLAN DETAIL
SCALE: 3" = 1'-0"

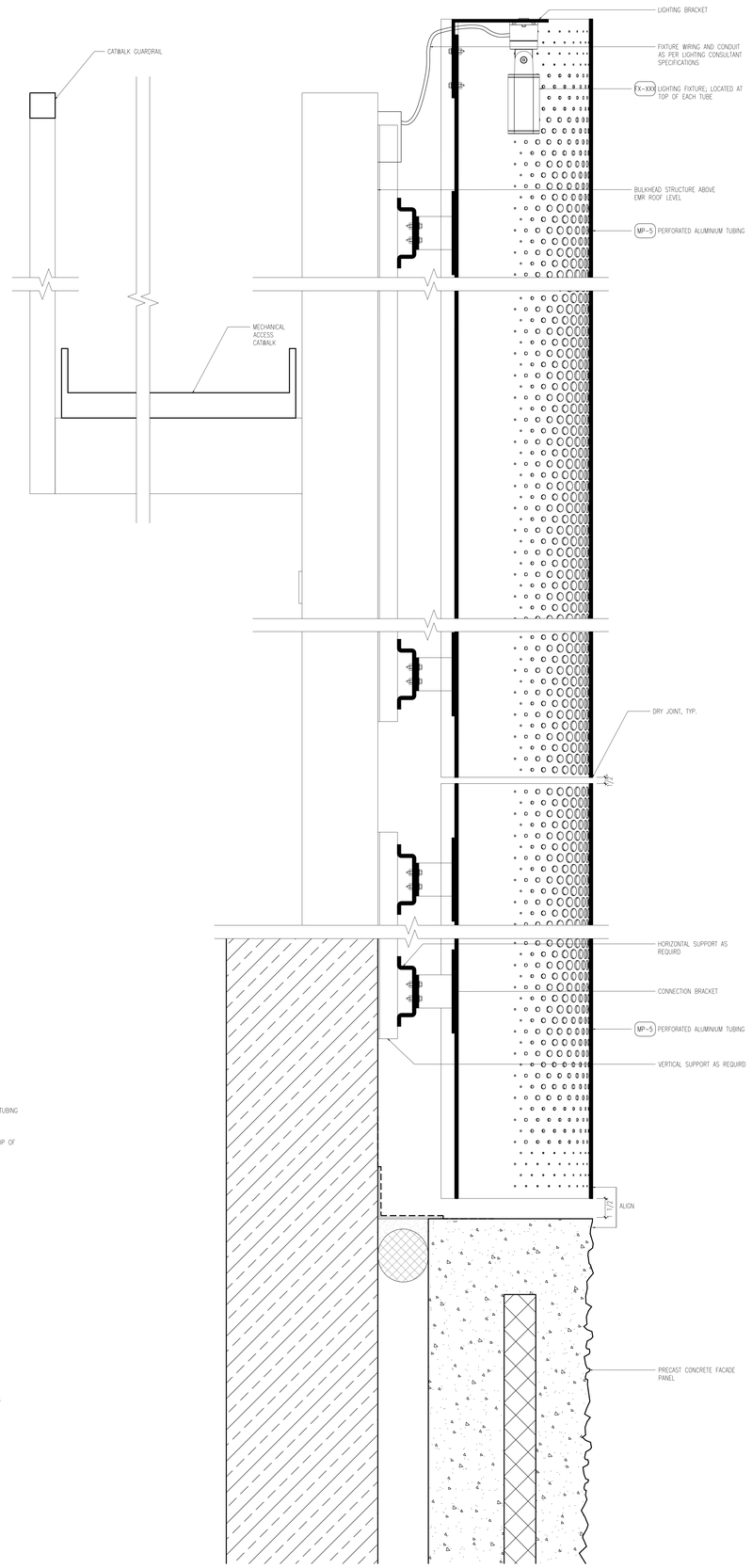

4 A-511 EMR CLADDING SECTION DETAIL @ TOP OF PRECAST
SCALE: 3" = 1'-0"

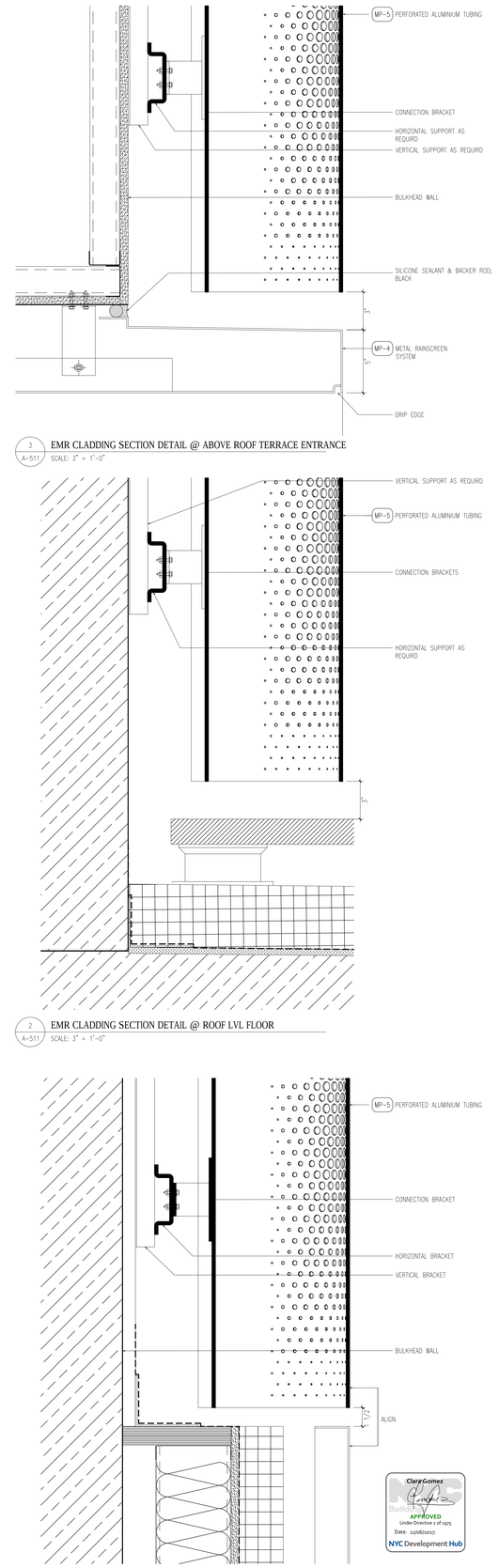

3 A-511 EMR CLADDING SECTION DETAIL @ ABOVE ROOF TERRACE ENTRANCE
SCALE: 3" = 1'-0"

2 A-511 EMR CLADDING SECTION DETAIL @ ROOF LVL FLOOR
SCALE: 3" = 1'-0"

1 A-511 EMR CLADDING SECTION DETAIL @ TOP OF RAINSCREEN SYSTEM
SCALE: 3" = 1'-0"

NOTES:

- ALL WALLS, STRUCTURAL FIXING HARDWARE, WIRING, CONDUITS AND SUPPORTING STRUCTURE LOCATED BEHIND BULKHEAD TUBING TO BE FINISHED IN MATTE BLACK, UNLESS NOTED OTHERWISE
- MP-5 DARK BRONZE FINISH ON OUTSIDE/ MATTE LIGHT BRONZE ON INSIDE OF TUBES
- PARTIAL MOCKUP AND FINISH OF PERFORATED TUBE REQUIRED TO CONFIRM PERFORATION SIZE
- LIGHTING FIXTURE WIRING AND CONDUIT AS PER LIGHTING CONSULTANT SPECIFICATIONS

Number:	Date:	Revision:
1	10/30/2017	ISSUED TO DOB

Project:
130 WILLIAM STREET
130 WILLIAM STREET
NEW YORK, NY 10038

Client:
THE LIGHTSTONE GROUP
130 WILLIAM STREET PROPERTY OWNER LLC
460 PARK AVE, 13TH FLOOR
NEW YORK, NY 10022
(212) 616-9971

Architect:
HILL | WEST ARCHITECTS
11 BROADWAY
17TH FLOOR
NEW YORK, NY 10004
T. 212 213 8007

Creative Director
Adjaye Associates
415 Broadway, 3rd Fl.
New York, NY 10013
(212) 965-8477

Building Structures:
McNamara Salvia
62 West 45th Street, 11th Fl.
New York, NY 10036
(212) 246-9800

MEP Engineer:
Ventrop ECG, LLC
365 W 34th Street, 3rd Fl.
New York, NY 10001
(212) 244-5060

Exterior Facade Consultant:
Gilsanz Murray Steficek, LLP
129 West 27th Street, 5th Fl.
New York, NY 10001
(212) 254-0030

Landscape Architect:
Weintraub Diaz, LLC
19 New Street
Nyack, NY 10960
(845) 353-2500

Civil Engineer & Acoustic Consultant:
AKRF Engineering PC
440 Park Avenue South, 7th Fl.
New York, NY 10016
(646) 388-9829

IT & Security Consultant:
Anj Communications
133 Sunny Ridge Road
Harrison, New York 10528
(914) 967-1967

Pool Consultant:
Integrated Aquatics Engineering, Inc.
75 Shewell Ave
Doylestown, PA 18901
(215) 230-8623

Elevator Consultant:
Jenkins and Huntington
1251 Avenue of the Americas
New York, NY 10020
(212)-696-1818

DOB STAMPS & SIGNATURES:

Clara Gomez
APPROVED
Under Directive 2 of 1975
Date: 11/06/2017
NYC Development Hub

DWG TITLE:
ROOF AND BULKHEAD DETAILS

NB#121192903

SEAL & SIGNATURE:
REGISTERED ARCHITECT
DAVID CHARLES WEST
No. 022857
STATE OF NEW YORK

DATE: 10/30/2017
PROJECT #: 14A26
SCALE: 1/4"= 1'-0"
A-950.00
DWG NO.

C:\mydb 130 William Street\Arch_Drawing Sets\130_Submissions

TABLE II – PROGRESS INSPECTION FOR ENERGY CODE COMPLIANCE – COMMERCIAL BUILDINGS:

	INSPECTION/TEST	FREQUENCY (MIN.)	REFERNCE STD. SEE ECCC CHAPTER 10 OR OTHER CRITERIA	ECC OR OTHER CITATION
IIA1	PROTECTION OF EXPOSED FOUNDATION INSULATION: INSULATION SHALL BE VISUALLY INSPECTED TO VERIFY PROPER PROTECTION WHERE APPLIED TO THE EXTERIOR OF BASEMENT OR CELLAR WALLS, CRAWL–SPACE WALLS AND/OR THE PERIMETER OF SLAB–ON–GRADE FLOORS.	PROTECTION OF EXPOSED FOUNDATION INSULATION: INSULATION SHALL BE VISUALLY INSPECTED TO VERIFY PROPER PROTECTION WHERE APPLIED TO THE EXTERIOR OF BASEMENT OR CELLAR WALLS, CRAWL–SPACE WALLS AND/OR THE PERIMETER OF SLAB–ON–GRADE FLOORS.	APPROVED CONSTRUCTION DOCUMENTS	C303.2.1; ASHRAE 90.1 –5.8.1.7
IIA2	INSULATION PLACEMENT AND RVALUES: INSTALLED INSULATION FOR EACH COMPONENT OF THE CONDITIONED SPACE ENVELOPE AND AT JUNCTIONS BETWEEN COMPONENTS SHALL BE VISUALLY INSPECTED TO ENSURE THAT THE RVALUES ARE MARKED, THAT SUCH RVALUES CONFORM TO THE R–VALUES IDENTIFIED IN THE CONSTRUCTION DOCUMENTS AND THAT THE INSULATION IS PROPERLY INSTALLED. CERTIFICATIONS FOR UNMARKED INSULATION SHALL BE SIMILARLY VISUALLY INSPECTED.	AS REQUIRED TO VERIFY CONTINUOUS ENCLOSURE WHILE WALLS, CEILINGS AND FLOORS ARE OPEN	APPROVED CONSTRUCTION DOCUMENTS	C303.1, C303.1.1, C303.1.2, C402.1, C402.2; ASHRAE 90.1 –5.5, 5.6 or 11; 5.8.1
IIA3	FENESTRATION U–FACTOR AND PRODUCT RATINGS: U–FACTORS, SHGC AND VT VALUES OF INSTALLED FENESTRATION SHALL BE VISUALLY INSPECTED FOR CONFORMANCE WITH THE UFACTORS, SHGC AND VT VALUES IDENTIFIED IN THE CONSTRUCTION DRAWINGS BY VERIFYING THE MANUFACTURER'S NFRC LABELS OR, WHERE NOT LABELED, USING THE RATINGS IN ECC TABLES C303.1.3(1), (2) AND (3).	AS REQUIRED DURING INSTALLATION	APPROVED CONSTRUCTION DOCUMENTS; NFRC 100, NFRC 200	C303.1, C303.1.3, C402.3; ASHRAE 90.1 –5.5; 5.6 or 11; 5.8.2
IIA4	FENESTRATION AIR LEAKAGE: WINDOWS AND SLIDING OR SWINGING DOOR ASSEMBLIES, EXCEPT SITE–BUILT WINDOWS AND/OR DOORS, SHALL BE VISUALLY INSPECTED TO VERIFY THAT INSTALLED ASSEMBLIES ARE LISTED AND LABELED BY THE MANUFACTURER TO THE REFERENCED STANDARD. FOR CURTAIN WALL, STOREFRONT GLAZING, COMMERCIAL ENTRANCE DOORS AND REVOLVING DOORS, THE TESTING REPORTS SHALL BE REVIEWED TO VERIFY THAT THE INSTALLED ASSEMBLY COMPLIES WITH THE STANDARD CITED IN THE APPROVED PLANS.	AS REQUIRED DURING INSTALLATION; PRIOR TO FINAL CONSTRUCTION INSPECTION	NFRC 400, AAMA/WDMA/CSA 101/I.S.2/A440 ASTM E283; ANSI/DASMA 105	C402.4.3; ASHRAE 90.1 –5.4.3.2
IIA5	FENESTRATION AREAS: DIMENSIONS OF WINDOWS AND DOORS SHALL BE VERIFIED BY VISUAL INSPECTION.	PRIOR TO FINAL CONSTRUCTION INSPECTION	APPROVED CONSTRUCTION DOCUMENTS	C402.3; ASHRAE 90.1 – 5.5.4.2, 5.6 or 11
IIA6	AIR SEALING AND INSULATION – VISUAL INSPECTION: OPENINGS AND PENETRATIONS IN THE BUILDING ENVELOPE, INCLUDING SITE–BUILT FENESTRATION AND DOORS, SHALL BE VISUALLY INSPECTED TO VERIFY THAT A CONTINUOUS AIR BARRIER ROUND THE ENVELOPE FORMS AN AIR–TIGHT ENCLOSURE. THE PROGRESS INSPECTOR SHALL VISUALLY INSPECT TO VERIFY THAT MATERIALS AND/OR ASSEMBLIES HAVE BEEN TESTED AND MEET THE REQUIREMENTS OF THE RESPECTIVE STANDARDS, OR THAT THE BUILDING IS TESTED AND MEETS THE REQUIREMENTS OF THE STANDARD, IN ACCORDANCE WITH THE STANDARD(S) CITED IN THE APPROVED PLANS	AS REQUIRED DURING CONSTRUCTION	APPROVED CONSTRUCTION DOCUMENTS; ASTM E2178, ASTM E2357, ASTM E1677, ASTM E779, ASTM E283.	C402.4; ASHRAE 90.1 – 5.4.3.1
IIA9	VESTIBULES: REQUIRED ENTRANCE VESTIBULES SHALL BE VISUALLY INSPECTED FOR PROPER OPERATION.	PRIOR TO FINAL CONSTRUCTION INSPECTION	APPROVED CONSTRUCTION DOCUMENTS	C402.4.7; ASHRAE 90.1 –5.4.3.4
IIB2	SHUTOFF DAMPERS: DAMPERS FOR STAIR AND ELEVATOR SHAFT VENTS AND OTHER OUTDOOR AIR INTAKES AND EXHAUST OPENINGS INTEGRAL TO THE BUILDING ENVELOPE SHALL BE VISUALLY INSPECTED TO VERIFY THAT SUCH DAMPERS, EXCEPT WHERE PERMITTED TO BE GRAVITY DAMPERS, COMPLY WITH APPROVED CONSTRUCTION DRAWINGS. MANUFACTURER'S LITERATURE SHALL BE REVIEWED TO VERIFY THAT THE PRODUCT HAS BEEN TESTED AND FOUND TO MEET THE STANDARD.	AS REQUIRED DURING INSTALLATION	APPROVED CONSTRUCTION DOCUMENTS; AMCA 500D	C403.2.4.4; ASHRAE 90.1 –6.4.3.4
IIB3	HVAC AND SERVICE WATER HEATING EQUIPMENT: EQUIPMENT SIZING, EFFICIENCIES AND OTHER PERFORMANCE FACTORS OF ALL MAJOR EQUIPMENT UNITS, AS DETERMINED BY THE APPLICANT OF RECORD, AND NO LESS THAN 15% OF MINOR EQUIPMENT UNITS, SHALL BE VERIFIED BY VISUAL INSPECTION AND, WHERE NECESSARY, REVIEW OF MANUFACTURER'S DATA. POOL HEATERS AND COVERS SHALL BE VERIFIED BY VISUAL INSPECTION.	PRIOR TO FINAL PLUMBING AND CONSTRUCTION INSPECTION	APPROVED CONSTRUCTION DOCUMENTS	C403.2, C404.2, C404.7, C406.2; ASHRAE 90.1 –6.3, 6.4.1, 6.4.2, 6.8; 7.4, 7.8
IIB4	HVAC AND SERVICE WATER HEATING SYSTEM CONTROLS: NO LESS THAN 20% OF EACH TYPE OF REQUIRED CONTROLS AND ECONOMIZERS SHALL BE VERIFIED BY VISUAL INSPECTION AND TESTED FOR FUNCTIONALITY AND PROPER OPERATION. CONTROLS WITH SEASONALLY DEPENDENT FUNCTIONALITY: CONTROLS WHOSE COMPLETE OPERATION CANNOT BE DEMONSTRATED DUE TO PREVAILING WEATHER CONDITIONS TYPICAL OF THE SEASON DURING WHICH PROGRESS INSPECTIONS WILL BE PERFORMED SHALL BE PERMITTED TO BE SIGNED OFF FOR THE PURPOSE OF A TEMPORARY CERTIFICATE OF OCCUPANCY WITH ONLY A VISUAL INSPECTION, PROVIDED, HOWEVER, THAT THE PROGRESS INSPECTOR SHALL PERFORM A SUPPLEMENTAL INSPECTION WHERE THE CONTROLS ARE VISUALLY INSPECTED AND TESTED FOR FUNCTIONALITY AND PROPER OPERATION DURING THE NEXT IMMEDIATE SEASON THEREAFTER. THE OWNER SHALL PROVIDE FULL ACCESS TO THE PROGRESS INSPECTOR WITHIN TWO WEEKS OF THE PROGRESS INSPECTOR'S REQUEST FOR SUCH ACCESS TO PERFORM THE PROGRESS INSPECTION. FOR SUCH SUPPLEMENTAL INSPECTIONS, THE DEPARTMENT SHALL BE NOTIFIED BY THE APPROVED PROGRESS INSPECTION AGENCY OF ANY UNRESOLVED DEFICIENCIES IN THE INSTALLED WORK WITHIN 180 DAYS OF SUCH SUPPLEMENTAL INSPECTION.	PRIOR TO FINAL PLUMBING AND CONSTRUCTION INSPECTION	APPROVED CONSTRUCTION DOCUMENTS	C403.2, C404.2, C404.7, C406.2; ASHRAE 90.1 –6.3, 6.4.1, 6.4.2, 6.8; 7.4, 7.8
IIB5	HVAC INSULATION AND SEALING: INSTALLED DUCT AND PIPING INSULATION SHALL BE VISUALLY INSPECTED TO VERIFY PROPER INSULATION PLACEMENT AND VALUES. JOINTS, LONGITUDINAL AND TRANSVERSE SEAMS AND CONNECTIONS IN DUCTWORK SHALL BE VISUALLY INSPECTED FOR PROPER SEALING	AFTER INSTALLATION AND PRIOR TO CLOSING SHAFTS, CEILINGS AND WALLS	APPROVED CONSTRUCTION DOCUMENTS; SMACNA DUCT CONSTRUCTION STANDARDS, METAL AND FLEXIBLE	C403.2.7, C403.2.8, C404.5, MC 603.9; ASHRAE 90.1 –6.3, 6.4.4, 6.8.2, 6.8.3; 7.4.3
IIC1	ELECTRICAL ENERGY CONSUMPTION: THE PRESENCE AND OPERATION OF INDIVIDUAL METERS OR OTHER MEANS OF MONITORING INDIVIDUAL APARTMENTS SHALL BE VERIFIED BY VISUAL INSPECTION FOR ALL APARTMENTS AND WHERE REQUIRED IN A COVERED TENANT SPACE.	PRIOR TO FINAL ELECTRICAL AND CONSTRUCTION INSPECTION	APPROVED CONSTRUCTION DOCUMENTS	C405.7
IIC2	LIGHTING IN DWELLING UNITS: LAMPS IN PERMANENTLY INSTALLED LIGHTING FIXTURES SHALL BE VISUALLY INSPECTED TO VERIFY COMPLIANCE WITH HIGH–EFFICACY REQUIREMENTS.	PRIOR TO FINAL ELECTRICAL AND CONSTRUCTION INSPECTION	APPROVED CONSTRUCTION DOCUMENTS	C405.1; ASHRAE 90.1 – 9.1.1
IIC3	INTERIOR LIGHTING POWER: INSTALLED LIGHTING SHALL BE VERIFIED FOR COMPLIANCE WITH THE LIGHTING POWER ALLOWANCE BY VISUAL INSPECTION OF FIXTURES, LAMPS, BALLASTS AND TRANSFORMERS.	PRIOR TO FINAL ELECTRICAL AND CONSTRUCTION INSPECTION	APPROVED CONSTRUCTION DOCUMENTS	C405.5, C406.3; ASHRAE 90.1–9.1, 9.2, 9.5, 9.6; 1RCNY §101–07(c)(3)(v)(C)4
IIC4	EXTERIOR LIGHTING POWER: INSTALLED LIGHTING SHALL BE VERIFIED FOR COMPLIANCE WITH SOURCE EFFICACY AND/OR THE LIGHTING POWER ALLOWANCE BY VISUAL INSPECTION OF FIXTURES, LAMPS, BALLASTS AND RELEVANT TRANSFORMERS.	PRIOR TO FINAL ELECTRICAL AND CONSTRUCTION INSPECTION	APPROVED CONSTRUCTION DOCUMENTS	C405.6; ASHRAE 90.1 – 9.4.3; 1RCNY §101–07(c)(3)(v)(C)4
IIC5	• LIGHTING CONTROLS: EACH TYPE OF REQUIRED LIGHTING CONTROLS SHALL BE VERIFIED BY VISUAL INSPECTION AND TESTED FOR FUNCTIONALITY AND PROPER OPERATION.	PRIOR TO FINAL ELECTRICAL AND CONSTRUCTION INSPECTION	APPROVED CONSTRUCTION DOCUMENTS, INCLUDING CONTROL SYSTEM NARRATIVES	C405.2; ASHRAE 90.1 – 9.4.1 (AS MODIFIED BY SECTION ECC A102)
IIC6	EXIT SIGNS: INSTALLED EXIT SIGNS SHALL BE VISUALLY INSPECTED TO VERIFY THAT THE LABEL INDICATES THAT THEY DO NOT EXCEED MAXIMUM PERMITTED WATTAGE.	PRIOR TO FINAL ELECTRICAL AND CONSTRUCTION INSPECTION	APPROVED CONSTRUCTION DOCUMENTS	C405.4; ASHRAE 90.1 – 9.4.2
IIC7	ELECTRIC MOTORS (INCLUDING BUT NOT LIMITED TO FAN MOTORS): WHERE REQUIRED BY THE CONSTRUCTION DOCUMENTS FOR ENERGY CODE COMPLIANCE, MOTOR LISTING OR LABELS SHALL BE VISUALLY INSPECTED TO VERIFY THAT THEY COMPLY WITH THE RESPECTIVE ENERGY REQUIREMENTS IN THE CONSTRUCTION DOCUMENTS.	PRIOR TO FINAL ELECTRICAL AND CONSTRUCTION INSPECTION	APPROVED CONSTRUCTION DOCUMENTS	C403.2.10; ASHRAE 90.1 –10.4
IID1	MAINTENANCE INFORMATION: MAINTENANCE MANUALS FOR MECHANICAL, SERVICE HOT WATER AND ELECTRICAL EQUIPMENT AND SYSTEMS REQUIRING PREVENTIVE MAINTENANCE SHALL BE REVIEWED FOR APPLICABILITY TO INSTALLED EQUIPMENT AND SYSTEMS BEFORE SUCH MANUALS ARE PROVIDED TO THE OWNER. LABELS REQUIRED FOR SUCH EQUIPMENT OR SYSTEMS SHALL BE INSPECTED FOR ACCURACY AND COMPLETENESS.	PRIOR TO SIGN–OFF OR ISSUANCE OF FINAL CERTIFICATE OF OCCUPANCY	APPROVED CONSTRUCTION DOCUMENTS, INCLUDING ELECTRICAL DRAWINGS WHERE APPLICABLE; ASHRAE GUIDELINE 4: PREPARATION OF OPERATING AND MAINTENANCE DOCUMENTATION FOR BUILDING SYSTEMS	C303.3, C408.2.5.2; ASHRAE 90.1 – 4.2.2.3, 6.7.2.2, 8.7.2, 9.7.2.2

NOTE: THIS PLAN IS APPROVED ONLY FOR WORK INDICATED ON THE APPLICATION SPECIFICATION SHEET. ALL OTHER MATTERS SHOWN ARE NOT TO BE RELIED UPON OR TO BE CONSIDERED AS EITHER BEING APPROVED OR IN ACCORDANCE WITH APPLICABLE CODES.

NOTE: TO THE BEST OF MY KNOWLEDGE, BELIEF AND PROFESSIONAL JUDGMENT, THESE PLANS AND SPECIFICATIONS ARE IN COMPLIANCE WITH 2016 NEW YORK CITY ENERGY CONSERVATION CODE (BY APPLICATION OF ASHRAE–90.1/2013)

SET POINT TEMPERATURE CONTROLS:
110°F FOR DWELLINGS
90°F FOR OTHER OCCUPANCIES

COMMISSIONING OF THE FOLLOWING SYSTEMS SHALL BE REQUIRED AS PER NYCECC 2016 SECTION ECC C408:

- MECHANICAL SYSTEMS & CONTROLS
- LIGHTING SYSTEMS CONTROLS
- ELECTRICAL POWER
- SERVICE WATER HEATING SYSTEMS
- RENEWABLE ENERGY

TOTAL COOLING CAPACITY: 9,607,200 BTU/HR
TOTAL HEATING CAPACITY: 12,000,000 BTU/HR

ADDITIONAL NOTES:

1. HEATING AND COOLING LOAD CALCULATIONS FOR EQUIPMENT SIZING ARE IN ACCORDANCE WITH PROCEDURES FROM ASHRAE/ACCA 183.
2. THE SUPPLY OF HEATING AND COOLING ENERGY TO EACH ZONE SHALL BE CONTROLLED BY INDIVIDUAL THERMOSTATIC CONTROLS CAPABLE OF RESPONDING TO TEMPERATURE WITHIN THE ZONE. THE SETPOINTS TEMPERATURE FOR THE THERMOSTAT IS 72 °F FOR HEATING MODE AND 75 °F FOR COOLING MODE. IF THE ZONE TEMPERATURE FALLS BELOW 72 °F, THERMOSTAT SHOULD CALL FOR HEATING MODE UNTIL THE SETPOINT TEMPERATURE HAS BEEN ACHIEVED. SIMILARLY, IF THE ZONE TEMPERATURE EXCEEDS 75 °F, THERMOSTAT SHOULD CALL FOR COOLING MODE UNTIL THE SETPOINT TEMPERATURE HAS BEEN ACHIEVED.
3. NONE OF THE SYSTEM REQUIRES HEAT PUMP SUPPLEMENT HEAT, DEADBAND, OFF–HOUR, SETBACK AND SHUT DOWN AND OPTIMUM START CONTROLS.
4. ALL THE DUCTWORK SHALL COMPLY WITH ASHRAE 90.1 2013 SECTION 6.4.4.2 – DUCTWORK AND PLENUM LEAKAGE.
5. HOT WATER TEMPERATURE CONTROL NOTES: SET POINT TEMPERATURE CONTROL FOR STORAGE SHALL BE 120 °F. TEMPERING VALVE SUPPLY SET POINT TEMPERATURE TO DWELLINGS SHALL BE 110°F AND 90°F FOR ALL OTHER OCCUPANCIES.

ASHRAE 90.1 2013 TABLE 6.8.2A MINIMUM DUCT INSULATION R–VALUE, COOLING AND HEATING ONLY SUPPLY DUCTS AND RETURN DUCTS (CLIMATE ZONE 4)

DUCT LOCATION	HEATING–ONLY DUCTS	COOLING–ONLY DUCTS	RETURN DUCTS
EXTERIOR	R–3.5	R–3.5	R–3.5
VENTILATED ATTIC	NONE	R–3.5	R–3.5
UNVENTED ATTIC ABOVE INSULATED CEILING	NONE	R–6	R–3.5
UNVENTED ATTIC WITH ROOF INSULATION	NONE	R–3.5	NONE
UNCONDITIONED SPACE	NONE	R–1.9	NONE
INDIRECTLY CONDITIONED SPACE	NONE	NONE	NONE
BURIED	NONE	NONE	NONE

ASHRAE 90.1 2013 TABLE 6.8.2B MINIMUM DUCT INSULATION R–VALUE, COMBINED HEATING AND COOLING SUPPLY DUCTS AND RETURN DUCTS (CLIMATE ZONE 4)

DUCT LOCATION	SUPPLY DUCTS	RETURN DUCTS
EXTERIOR	R–3.5	R–3.5
VENTILATED ATTIC	NONE	R–3.5
UNVENTED ATTIC ABOVE INSULATED CEILING	NONE	R–3.5
UNVENTED ATTIC WITH ROOF INSULATION	NONE	NONE
UNCONDITIONED SPACE	NONE	NONE
INDIRECTLY CONDITIONED SPACE	NONE	NONE
BURIED	NONE	NONE

ASHRAE 90.1 2013 TABLE 6.8.3A MINIMUM PIPE INSULATION THICKNESS HEATING AND HOT WATER SYSTEMS (STEAM, STEAM CONDENSATE, HOT WATER HEATING AND DOMESTIC WATER SYSTEMS)

FLUID OPERATING TEMPERATURE RANGE (°F) AND USAGE	INSULATION CONDUCTIVITY		NOMINAL PIPE OR TUBE SIZE (IN)				
	CONDUCTIVITY BTU·IN/(H·FT²·°F)	MEAN RATING TEMP., °F	<1	1 TO <1–1/2	1–1/2 TO <4	4 TO <8	=>8
			INSULATION THICKNESS (IN)				
>350°F	0.32–0.34	250	4.5	5.0	5.0	5.0	5.0
251°F – 350°F	0.29–0.32	200	3.0	4.0	4.5	4.5	4.5
201°F – 250°F	0.27–0.30	150	2.5	2.5	2.5	3.0	3.0
141°F – 200°F	0.25–0.29	125	1.5	1.5	2.0	2.0	2.0
105°F – 140°F	0.22–0.28	100	1.0	1.0	1.5	1.5	1.5

ASHRAE 90.1 2013 TABLE 6.8.3B MINIMUM PIPE INSULATION THICKNESS COOLING SYSTEMS (CHILLED WATER, BRINE, AND REFRIGERANT)

FLUID OPERATING TEMPERATURE RANGE (°F) AND USAGE	INSULATION CONDUCTIVITY		NOMINAL PIPE OR TUBE SIZE (IN)				
	CONDUCTIVITY BTU·IN/(H·FT²·°F)	MEAN RATING TEMP., °F	<1	1 TO <1–1/2	1–1/2 TO <4	4 TO <8	=>8
			INSULATION THICKNESS (IN)				
40°F – 60°F	0.21–0.27	75	0.5	0.5	1.0	1.0	1.0
<40°F	0.20–0.26	50	0.5	1.0	1.0	1.0	1.5

1 SEQUENCE OF OPERATIONS FOR HVAC CONTROLS

1.1 HEATING CONTROL SEQUENCES

A. HOT WATER HEATING SYSTEM BOILERS (BR–1 TO 4)

1. THE HOT WATER BOILERS SHALL BE CONTROLLED BY THE BOILER MANUFACTURER SUPPLIED MASTER CONTROLLER. THE MASTER CONTROLLER IS LOCATED IN THE MASTER BOILER AND SHALL COMMUNICATE TO THE SLAVE BOILER VIA A MODBUS NETWORK. THE BOILER MASTER CONTROLLER SHALL BE EQUIPPED WITH A BACNET INTERFACE CARD FOR MONITORING OF THE HOT WATER SYSTEM THROUGH THE BMS. ALL AVAILABLE POINTS SHALL BE MAPPED TO THE BMS.
2. THE MASTER BOILER CONTROLLER SHALL PROVIDE LEAD/LAG AND STAGING CONTROL OF ALL THE HEATING BOILERS. IF THE LEAD BOILER FAILS, IT WILL LOCK IT OUT AND START THE NEXT BOILER IN SEQUENCE. THE LEAD BOILER ROTATION SCHEDULE SHALL BE ADJUSTABLE THROUGH THE COLOR TOUCHSCREEN ON THE MASTER BOILER.
3. THE MASTER BOILER CONTROLLER WILL MODULATE THE BOILERS USING A PID LOOP TO MAINTAIN A SUPPLY TEMPERATURE OF 180F TO THE DOMESTIC HOT WATER HEATERS.
4. IN THE EVENT OF A MASTER BOILER CONTROLLER FAILURE THE LAG BOILERS WILL DEFAULT TO STAND ALONE OPERATION.
5. ONCE FLOW IS PROVEN AND ALL SAFETIES ARE MET THE BOILER WILL BE RELEASED TO MODULATION. WHEN A BOILER IS NO LONGER REQUIRED FOR OPERATION, THE BOILER WILL MODULATE TO MINIMUM FIRE, THE GAS VALVE WILL CLOSE AND THE BOILER WILL POST–PURGE.
6. THE BMS CONTRACTOR SHALL INSTALL ALL FIELD WIRING REQUIRED FOR HOT WATER SYSTEM OPERATION THAT CANNOT BE FACTORY INSTALLED INCLUDING BUT NOT LIMITED TO PUMP CONTROL, FLOW SWITCHES, LOW WATER CUTOFFS AND TEMPERATURE SENSORS, ETC.
7. THE BOILERS SHALL BE ENABLED UPON A CALL FOR HEAT FROM DOMESTIC HOT WATER HEATERS.
8. DDC POINTS:
   a. ALL BOILER POINTS THROUGH BACNET INTERFACE
   b. HW SUPPLY HEADER TEMPERATURE

1.2 DOMESTIC HOT WATER SYSTEM

RETAIN APPLICABLE PARAGRAPHS BELOW FOR PROJECT'S AIR–HANDLING UNIT. IF A PROJECT HAS MORE THAN ONE TYPE OF AIR–HANDLING UNIT, COPY AND EDIT THIS ARTICLE ACCORDINGLY.

A. INDIRECT DOMESTIC HOT WATER HEATERS (DHWG–1 TO 6)

1. THE DOMESTIC HOT WATER HEATERS SHALL BE PROVIDED WITH CIRCULATING PUMPS AND HEATERS SHALL BE INTERLOCKED WITH THE HOT WATER BOILERS.
2. UPON A CALL FOR HEAT AS SENSED BY THE DOMESTIC HOT WATER HEATER AQUA–STAT (135F BOILERS ON/145F BOILERS OFF), THE ASSOCIATED CIRCULATING PUMP SHALL START AND THE LEAD BOILER WILL MODULATE TO MAINTAIN A SUPPLY TEMPERATURE OF 180F.
3. IF THE LEAD BOILER CANNOT MEET THE DEMAND, THE LAG BOILER WILL COME ON LINE AND THE TWO BOILERS WILL MODULATE IN UNISON TO PROVIDE A SUPPLY TEMPERATURE OF 180F.
4. IF THE LEAD BOILER FAILS IT WILL BE TAKEN OUT OF ROTATION AND THE LAG BOILER WILL BE ENABLED.
5. IN THE EVENT OF A MASTER BOILER CONTROLLER FAILURE THE LAG BOILER WILL DEFAULT TO STAND ALONE OPERATION.
6. ONCE FLOW IS PROVEN AND ALL SAFETIES ARE MET THE BOILER WILL BE RELEASED TO MODULATION. WHEN A BOILER IS NO LONGER REQUIRED FOR OPERATION THE BOILER WILL MODULATE TO MINIMUM FIRE, THE GAS VALVE WILL CLOSE AND THE BOILER WILL POST–PURGE. THE CIRCULATOR PUMP WILL REMAIN RUNNING FOR AN ADJUSTABLE TIME PERIOD TO EXTRACT THE RESIDUAL HEAT TRAPPED IN THE HEAT EXCHANGER.

1.3 CONDENSER WATER SYSTEM

A. PRIMARY CONDENSER WATER SYSTEM (CT–1 & 2) (PWP–1, 2 & 3)

1. THE BMS CONTRACTOR SHALL PROVIDE BACNET DDC CONTROLS FOR THE OPERATION OF THE PRIMARY CONDENSER WATER SYSTEM. THE BMS CONTRACTOR SHALL CONNECT THE DDC CONTROLLER TO THE BMS NETWORK FOR POINT MONITORING. THE VARIABLE FREQUENCY DRIVES (VFDS) FOR THE PRIMARY CONDENSER PUMPS SHALL BE COMMANDED BY THE DDC SYSTEM VIA HARD WIRED ANALOG AND DIGITAL POINTS AND WILL COMMUNICATE VFD STATUS AND PARAMETERS TO THE BMS THROUGH A BACNET INTERFACE.
2. THE OPERATOR SHALL HAVE THE ABILITY TO SELECT PUMP LEAD/LAG AND PUMP MANUAL/AUTO OPERATION VIA THE OPERATOR WORKSTATION. THE OPERATOR WORKSTATION SHALL INDICATE PUMP RUNNING STATUS FOR EACH PUMP. ALARMS ANNUNCIATED SHALL BE PUMP FAIL AND CW HIGH TEMPERATURE ALARM.
3. THE PRIMARY CONDENSER WATER SYSTEM SHALL BE ENABLED WHENEVER THE SECONDARY CONDENSER WATER SYSTEM IS ENABLED AND REQUIRES HEAT REJECTION.
4. THE PRIMARY CONDENSER WATER PUMPS (PCWP) SHALL BE STARTED AND STOPPED THROUGH THE BMS. IF THE LEAD PUMPS SHOULD FAIL, THE LAG PUMP SHALL AUTOMATICALLY START AND AN ALARM SHALL BE ANNUNCIATED AT THE BMS. EACH PUMP IS SIZED FOR AND WILL BE BALANCED IN THE FIELD FOR THE FLOW OF ONE (1) COOLING TOWER.
5. THE CONDENSER WATER TEMPERATURE SHALL BE CONTROLLED BY STAGING THE COOLING TOWERS, AND STAGING/MODULATING THE COOLING TOWER FANS TO MAINTAIN THE CONDENSER WATER SUPPLY TEMPERATURE AT SET POINT.
6. UPON A CALL FOR COOLING INTO THE HEAT PUMP LOOP, CONDENSER WATER TEMPERATURE 90F (ADJ) OR ABOVE, THE LEAD COOLING TOWER ISOLATION VALVES SHALL OPEN. OPEN/CLOSE INDICATORS ON THE VALVES SHALL PROVE OPEN TO ALLOW THE LEAD PCWP TO START. THE PUMP SHALL RAMP UP TO SPEED (SOFT–START AND ADJUSTABLE). UPON A FURTHER CALL FOR COOLING THE VFD SHALL MODULATE THE FAN SPEED TO MAINTAIN THE CONDENSER WATER SUPPLY SET POINT (ADJ.). THE PCWP VFD SPEED SHALL BE DETERMINED AND SET BY THE BALANCING CONTRACTOR.
7. IF THE TEMPERATURE CONTINUES TO INCREASE, THE LAG COOLING TOWER ISOLATION VALVES SHALL OPEN. OPEN/CLOSE INDICATORS ON THE VALVES SHALL PROVE OPEN TO ALLOW THE LAG PCWP TO START. THE PUMP SHALL RAMP UP TO SPEED (SOFT–START AND ADJUSTABLE). UPON A FURTHER CALL FOR COOLING THE VFD SHALL MODULATE THE FANS SPEED TO MAINTAIN THE CONDENSER WATER SUPPLY SET POINT (ADJ.). BOTH COOLING TOWER FANS SHALL MODULATE IN UNISON.
8. THE THIRD PCWP SHALL BE A STANDBY AND SHALL BE STARTED IF THE LEAD OR LAG PUMPS FAIL TO START.
9. AS THE TEMPERATURE STARTS TO DROP THE ENABLED FANS SHALL LOWER THEIR SPEED IN UNISON. IF THE ENABLED COOLING TOWER FANS ARE OPERATING AT MINIMUM SPEED FOR A PERIOD OF 3 MINUTES (ADJ.), THE COOLING TOWER FANS SHALL BE SHUT DOWN SEQUENTIALLY. ONCE ALL FANS ARE OFF AND THERE IS A FURTHER DECLINE IN THE CONDENSER WATER SUPPLY TEMPERATURE THE LAG TOWER FOLLOWED BY THE LEAD TOWER SHALL BE SHUT DOWN BY CLOSING THE SUMP AND SPRAY VALVES.
10. THE BMS SHALL PROVIDE LEAD/LAG AND STAGING CONTROL OF ALL THE COOLING TOWER CELLS AND FANS TO EQUALIZE RUN TIME. THE LEAD–LAG ROTATION SCHEDULE SHALL BE ADJUSTABLE THROUGH THE BMS.
11. THE BMS SHALL ROTATE THE DUTY AND STAND–BY PCWP PUMPS ON A REGULAR SCHEDULE (ADJ.) TO EQUALIZE RUNTIME.
12. MAKE–UP WATER CONTROL: COOLING TOWER BASIN SHALL BE EQUIPPED WITH A LEVEL CONTROL SYSTEM SUPPLIED BY THE COOLING TOWER MANUFACTURER THE BMS SHALL MONITOR BASIN LOW AND HIGH WATER LEVEL CONDITIONS. THESE ALARM CONDITIONS SHALL BE ANNUNCIATED TO THE BMS.
13. COOLING TOWER BASIN HEATER: THE COOLING TOWER WILL BE PROVIDED WITH AN ELECTRIC BASIN HEATER SUPPLIED BY THE COOLING TOWER MANUFACTURER.
14. THE CONTROLS CONTRACTOR SHALL PROVIDE ALL CONTROL WIRING FOR MAKEUP WATER SYSTEM, BASIN HEATER CONTROLS, LOW WATER ALARM, HIGH WATER ALARM, WATER TREATMENT SYSTEM, ETC.
15. THE ELECTRICIAN WILL PROVIDE POWER WIRING FOR THE COOLING TOWER BASIN HEATING SYSTEM.
16. ALL ACTIVE FANS SHALL BE CYCLED DURING COLD WEATHER TO AVOID LONG PERIODS OF IDLE OPERATION, AND SUBSEQUENT POSSIBILITY OF ICE BUILD–UP.
17. A LOW OR HIGH WATER CONDENSER WATER TEMPERATURE CONDITION SHALL BE ANNUNCIATED TO THE BMS
18. DDC POINTS:
   a. PRIMARY CW PUMP(S) START/STOP
   b. PRIMARY CW PUMP(S) STATUS*
   c. PRIMARY CW PUMP(S) VFD SPEED CONTROL
   d. PRIMARY CW PUMP(S) VFD FAIL ALARM
   e. PRIMARY CW PUMP(S) VFD KWH*
   f. PRIMARY CW PUMP(S) SENSOR
   g. PRIMARY CW SUPPLY TEMPERATURE W/ HIGH/LOW ALARM
   h. PRIMARY CW RETURN TEMPERATURE W/ HIGH/LOW ALARM
   i. CT FANS START/STOP
   j. CT FANS STATUS*
   k. CT FANS VFD SPEED CONTROL
   l. CT FANS VFD KWH*
   m. CT FANS VFD FAIL ALARM
   n. CT SPRAY HEADER MOTORIZED VALVES OPEN/CLOSE COMMANDS
   o. CT SPRAY HEADER MOTORIZED VALVES OPEN/CLOSE STATUS
   p. CT SUMP MOTORIZED VALVES OPEN/CLOSE COMMANDS
   q. CT SUMP MOTORIZED VALVES OPEN/CLOSE STATUS
   r. CT BASIN HIGH LEVEL
   s. CT BASIN LOW LEVEL
   t. CT BASIN TEMPERATURE INDICATION
   u. CT BASIN LOW TEMPERATURE ALARM
   v. OUTDOOR AIR TEMPERATURE
   w. OUTDOOR AIR WET BULB TEMPERATURE

   *BACNET INTERFACE

B. SECONDARY CONDENSER WATER SYSTEM (HX–1 & 2) (SWP–1, 2 & 3)

1. THE BMS CONTRACTOR SHALL PROVIDE BACNET DDC CONTROLS FOR THE OPERATION OF THE SECONDARY CONDENSER WATER SYSTEM. THE BMS CONTRACTOR SHALL CONNECT THE DDC CONTROLLER TO THE BMS NETWORK FOR POINT MONITORING AND CONTROL. THE VARIABLE FREQUENCY DRIVES (VFDS) FOR THE PRIMARY CONDENSER PUMPS SHALL BE COMMANDED BY THE DDC SYSTEM VIA HARD WIRED ANALOG AND DIGITAL POINTS AND WILL COMMUNICATE VFD STATUS AND PARAMETERS TO THE BMS THROUGH A BACNET INTERFACE.
2. THE BMS CONTRACTOR SHALL CONNECT THE DDC CONTROLLER TO THE BMS NETWORK FOR POINT MONITORING. THE VARIABLE FREQUENCY DRIVES (VFDS) FOR THE PRIMARY CONDENSER PUMPS SHALL BE COMMANDED BY THE DDC SYSTEM VIA HARD WIRED POINTS AND WILL COMMUNICATE VFD STATUS AND PARAMETERS TO THE BMS THROUGH A BACNET INTERFACE.
3. THE SECONDARY CONDENSER WATER SYSTEM SHALL BE ENABLED THROUGH THE BMS. A SUMMER/WINTER SWITCH SHALL INDEX THE SECONDARY CONDENSER WATER SYSTEM TO EITHER SUMMER OR WINTER MODE BASED ON OUTDOOR AIR TEMPERATURE. WHEN THE OUTDOOR AIR TEMPERATURE FALLS BELOW 60°F (ADJ.) THE SYSTEM SHALL BE INDEXED TO WINTER MODE AND WHEN THE TEMPERATURE RISES 2°F (ADJ.) ABOVE THE WINTER SET POINT THE SYSTEM SHALL BE INDEXED TO SUMMER MODE. WHEN THE SYSTEM IS IN WINTER MODE THE LOOP SUPPLY WATER TEMPERATURE SET POINT SHALL BE SET TO 70°F (ADJ.) AND IN SUMMER MODE THE LOOP SUPPLY WATER TEMPERATURE SET POINT SHALL BE SET TO MAINTAIN 85° F (ADJ.). THE HOT WATER BOILERS SHALL BE ENABLED IF HEAT INJECTION IS REQUIRED DURING THE WINTER MODE AND THE PRIMARY CONDENSER WATER SYSTEM SHALL BE ENABLED IF HEAT REJECTION IS REQUIRED IN THE SUMMER MODE.
4. A DIFFERENTIAL PRESSURE SENSOR SHALL BE LOCATED JUST PRIOR TO THE LAST LOAD ON THE CIRCUIT. THE DIFFERENTIAL PRESSURE SENSOR SHALL DETERMINE THE NUMBER OF PUMPS RUNNING AND CONTROL THE VFD'S TO MAINTAIN THE DESIRED SYSTEM DIFFERENTIAL PRESSURE. THE LAG PUMPS WILL BE COMMANDED TO START WHEN THE SYSTEM DIFFERENTIAL PRESSURE IS BELOW SETPOINT AND THE LEAD PUMP(S) ARE AT MAXIMUM FOR AN ADJUSTABLE TIME DELAY. THE VFDS SHALL MODULATE IN UNISON TO MAINTAIN SYSTEM DIFFERENTIAL PRESSURE. THE LAG PUMPS WILL SEQUENCE OFF IN REVERSE ORDER WHEN THE OPERATING VFDS ARE AT MINIMUM SPEED AND THE DIFFERENTIAL PRESSURE IS ABOVE SETPOINT FOR AN ADJUSTABLE TIME DELAY. IF THE LEAD PUMP IS OPERATING AT THE MINIMUM SPEED AND THE DIFFERENTIAL PRESSURE IS ABOVE SET POINT, THE DIFFERENTIAL PRESSURE BYPASS VALVE SHALL MODULATE OPEN TO MAINTAIN SET POINT.
5. THERE ARE THREE SECONDARY CONDENSER WATER PUMPS. THE LEAD PUMP SHALL ALWAYS BE RUNNING. IF THE LEAD PUMP FAILS AS SENSED BY THE RESPECTIVE PUMPS CURRENT SENSOR THE BMS WILL LOCK IT OUT THE FAILED PUMP, START THE STANDBY PUMP, AND AN ALARM SHALL BE ANNUNCIATED TO THE BMS. THE BMS SHALL ROTATE THE DUTY AND STAND–BY PUMPS ON A REGULAR SCHEDULE (ADJ.) TO EQUALIZE RUNTIME.
6. DDC POINTS:
   a. SECONDARY CW PUMP START/STOP
   b. SECONDARY CW PUMP STATUS*
   c. SECONDARY CW PUMP VFD SPEED CONTROL
   d. SECONDARY CW PUMP VFD FAIL
   e. SECONDARY CW PUMP VFD KWH*
   f. SECONDARY CW PUMP CURRENT SENSOR
   g. SECONDARY CW DIFFERENTIAL PRESSURE W/ HIGH/LOW ALARM
   h. SECONDARY CW SUPPLY TEMPERATURE W/ HIGH/LOW ALARM
   i. SECONDARY CW RETURN TEMPERATURE W/ HIGH/LOW ALARM
   j. DIFFERENTIAL PRESSURE BYPASS VALVE CONTROL

   *BACNET INTERFACE

1.4 HEAT PUMP UNITS

HP UNITS FOR COMMON AREAS – PROGRAMMABLE DDC/BACNET THERMOSTATS SHALL STAGE THE HEATING AND COOLING AS REQUIRED TO MAINTAIN THE DESIRED SET–POINT. WHEN THE UNIT IS STARTED THE OUTSIDE AIR DAMPER SHALL OPEN. START/STOP, TEMPERATURE SET–POINT AND INDICATION SHALL BE AVAILABLE AT THE BMS. CONTROL WIRING AND BACNET NETWORK WIRING BY CONTROLS CONTRACTOR.

1.5 RTUS (COMMON AREAS)

A. RTUS – THESE UNITS WILL RUN CONTINUOUSLY AND BE EQUIPPED WITH SUPPLY AIR CONTROLS BY THE MANUFACTURER. SPACE TEMPERATURE SENSOR SHALL BE PROVIDED AND CONTROL HEATING AND COOLING MODES. SEE PLANS FOR LOCATIONS OF SPACE TEMPERATURE SENSOR. WIRE ALL CONTROLS SUPPLIED WITH THE UNIT.

1.6 VENTILATION SEQUENCES

A. TOILET EXHAUST AND KITCHEN FANS RUN CONTINUOUSLY
B. COMPACTOR/REFUSE ROOM AND GENERAL EXHAUST SHALL RUN CONTINUOUSLY
C. DRYER FANS RUN CONTINUOUSLY
D. COMMERCIAL GARAGE SYSTEM – GARAGE EXHAUST FANS GF–1, AND 2 SHALL BE STARTED AND STOPPED BY THE CO SYSTEM. WHEN A CO SENSOR REACHES A LIMIT THAT IS UNDESIRABLE THE CORRESPONDING FAN SHALL START AND RAMP UP AS REQUIRED. EACH ZONE SHALL CONTROL ITS FAN VFD. IF AN UNSAFE CO LEVEL IS DETECTED AN ALARM SHALL BE INDICATED LOCALLY AND AT THE BMS. CONTROL WIRING BY CONTROLS CONTRACTOR
E. RESIDENTIAL ACCESSORY GARAGE SYSTEM – GARAGE EXHAUST FANS GF–3, 4 AND 5 SHALL BE STARTED AND STOPPED BY THE CO SYSTEM. WHEN A CO SENSOR REACHES A LIMIT THAT IS UNDESIRABLE THE CORRESPONDING FAN SHALL START AND RAMP UP AS REQUIRED. EACH ZONE SHALL CONTROL ITS FAN VFD. IF AN UNSAFE CO LEVEL IS DETECTED AN ALARM SHALL BE INDICATED LOCALLY AND AT THE BMS. CONTROL WIRING BY CONTROLS CONTRACTOR

1.7 ELECTRIC UNIT HEATERS

A. UNIT HEATERS – A ROOM THERMOSTAT SHALL ENERGIZE THE HEATING ELEMENT AND START THE FAN UPON A CALL FOR HEAT. CONTROLS WIRING BY CONTROLS CONTRACTOR.

DEPT OF BLDGS 121192903 Job Number

ES077266732 Scan Code

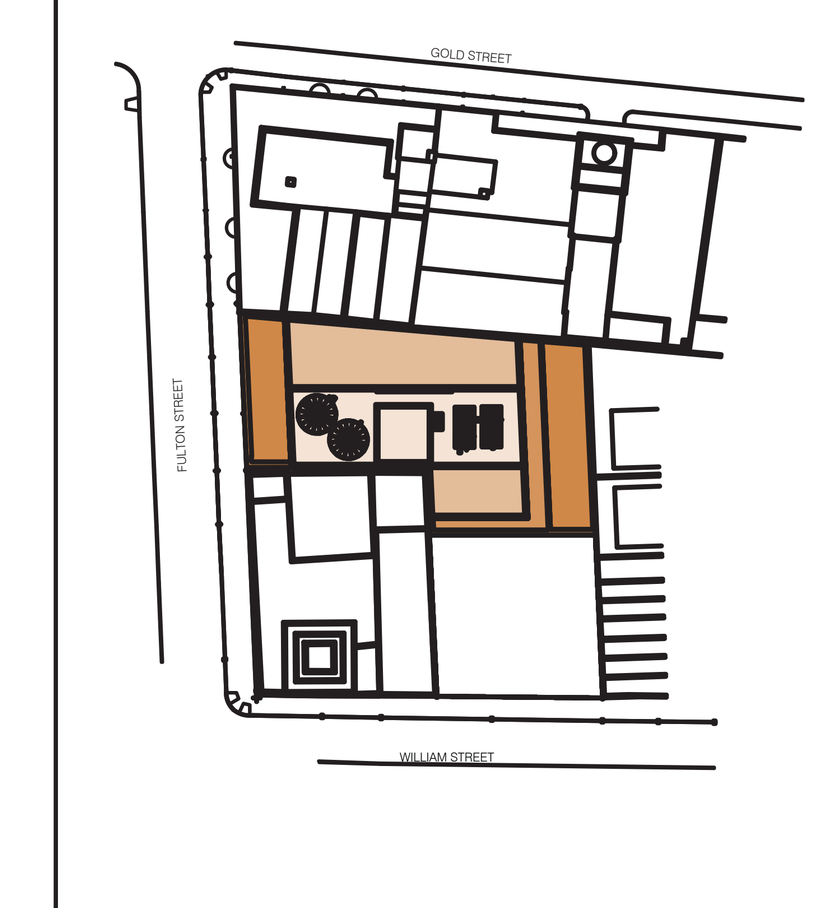

KEY PLAN

NOTES:

Number:	Date:	Revision:
5	09/22/2017	ISSUED TO DOB
4	01/06/2017	RE-SUBMISSION FOR EN COMMENTS
3	12/22/2016	RE-SUBMISSION FOR EN COMMENTS
2	11/07/16	Re-Submission of EN DWGs
1	07/06/2016	HUB FILING SET

Project:
130 WILLIAM STREET
130 WILLIAM STREET
NEW YORK, NY 10038

Client:
THE LIGHTSTONE GROUP
130 WILLIAM STREET PROPERTY OWNER LLC
460 PARK AVE, 13TH FLOOR
NEW YORK, NY 10022
(212) 616-9971

Architect:
HILL | WEST ARCHITECTS
11 BROADWAY
17TH FLOOR
NEW YORK, NY 10004
T. 212 213 8007

Creative Director
Adjaye Associates
415 Broadway, 3rd Fl.
New York, NY 10013
(212) 965-8477

Building Structures:
McNamara Salvia
62 West 45th Street, 11th Fl.
New York, NY 10036
(212) 246-9800

MEP Engineer:
Ventrop ECG, LLC
365 W 34th Street, 3rd Fl.
New York, NY 10001
(212) 244-5060

Exterior Facade Consultant:
Gilsanz Murray Steficek, LLP
129 West 27th Street, 5th Fl.
New York, NY 10001
(212) 254-0030

Landscape Architect:
Weintraub Diaz, LLC
19 New Street
Nyack, NY 10960
(845) 353-2500

Civil Engineer & Acoustic Consultant:
AKRF Engineering PC
440 Park Avenue South, 7th Fl.
New York, NY 10016
(646) 388-9829

IT & Security Consultant:
Anj Communications
133 Sunny Ridge Road
Harrison, New York 10528
(914) 967-1967

Pool Consultant:
Integrated Aquatics Engineering, Inc.
75 Shewell Ave
Doylestown, PA 18901
(215) 230-8623

Elevator Consultant:
Jenkins and Huntington
1251 Avenue of the Americas
New York, NY 10020
(212)-696-1818

DOB STAMPS & SIGNATURES:

Clara Gomez
APPROVED
Under Directive 2 of 1975
Date: 11/06/2017:
NYC Development Hub

DWG TITLE:
ENERGY ANALYSIS

NB#121192903

SEAL & SIGNATURE:
STATE OF NEW YORK · WAILOON WONG · 095187 · LICENSED PROFESSIONAL ENGINEER

DATE: 11/19/15
PROJECT #: 2015-527
SCALE: NTS
EN-001.00
DWG NO.

COM*check* Software Version 4.0.6.2
Mechanical Compliance Certificate

Project Information

Energy Code:	90.1 (2013) Standard
Project Title:	130 William
Location:	New York, New York
Climate Zone:	4a (weather data: TBD)
Project Type:	New Construction

Construction Site:
130 William St
New York, NY 10038

Owner/Agent:

Designer/Contractor:

Mechanical Systems List

Quantity System Type & Description

1 AC-R-2 (Single Zone):
VRF, Air Cooled Heat Pump
Heating Mode: Capacity = 37 kBtu/h,
Proposed Efficiency = 9.30 HSPF, Required Efficiency = 7.70 HSPF
Cooling Mode: Capacity = 34 kBtu/h,
Proposed Efficiency = 14.00 SEER, Required Efficiency: 13.00 SEER
Fan System: AC-R-1 -- Compliance (Motor nameplate HP method) : Passes
Fans:
FAN 35 Supply, Constant Volume, 920 CFM, 0.3 motor nameplate hp, 0.0 fan efficiency

1 AC-R-3 (Single Zone):
VRF, Air Cooled Heat Pump
Heating Mode: Capacity = 37 kBtu/h,
Proposed Efficiency = 9.30 HSPF, Required Efficiency = 7.70 HSPF
Cooling Mode: Capacity = 34 kBtu/h,
Proposed Efficiency = 14.00 SEER, Required Efficiency: 13.00 SEER
Fan System: AC-R-1 -- Compliance (Motor nameplate HP method) : Passes
Fans:
FAN 35 Supply, Constant Volume, 920 CFM, 0.3 motor nameplate hp, 0.0 fan efficiency

1 AC-27-1 (Single Zone):
VRF, Air Cooled Heat Pump
Heating Mode: Capacity = 37 kBtu/h,
Proposed Efficiency = 9.30 HSPF, Required Efficiency = 7.70 HSPF
Cooling Mode: Capacity = 34 kBtu/h,
Proposed Efficiency = 14.00 SEER, Required Efficiency: 13.00 SEER
Fan System: AC-R-1 -- Compliance (Motor nameplate HP method) : Passes
Fans:
FAN 35 Supply, Constant Volume, 920 CFM, 0.3 motor nameplate hp, 0.0 fan efficiency

1 AC-C-8 (Single Zone):
VRF, Air Cooled Heat Pump
Heating Mode: Capacity = 40 kBtu/h,
Proposed Efficiency = 13.10 HSPF, Required Efficiency = 7.70 HSPF
Cooling Mode: Capacity = 36 kBtu/h,
Proposed Efficiency = 18.05 SEER, Required Efficiency: 13.00 SEER
Fan System: AC-R-1 -- Compliance (Motor nameplate HP method) : Passes
Fans:
FAN 35 Supply, Constant Volume, 920 CFM, 0.3 motor nameplate hp, 0.0 fan efficiency

Quantity System Type & Description

1 AC- C-1 (Single Zone):
Water Source Heat Pump
Heating Mode: Capacity = 55 kBtu/h,
Proposed Efficiency = 4.80 COP, Required Efficiency = 4.30 COP
Cooling Mode: Capacity = 43 kBtu/h,
Proposed Efficiency = 14.70 EER, Required Efficiency: 13.00 EER
Fan System: AC-C-1 FAN -- Compliance (Motor nameplate HP method) : Passes
Fans:
USH060 FAN Supply, Constant Volume, 2000 CFM, 1.0 motor nameplate hp, 0.0 fan efficiency

1 AC-C-2 (Single Zone):
Water Source Heat Pump
Heating Mode: Capacity = 15 kBtu/h,
Proposed Efficiency = 12.70 EER, Required Efficiency = 12.20 EER
Cooling Mode: Capacity = 11 kBtu/h,
No minimum efficiency requirement applies
Fan System: AC-C-2 FAN -- Compliance (Motor nameplate HP method) : Passes
Fans:
USH012 Supply, Constant Volume, 300 CFM, 0.3 motor nameplate hp, 0.0 fan efficiency

1 AC-C-3 (Single Zone):
Water Source Heat Pump
Heating Mode: Capacity = 12 kBtu/h,
Proposed Efficiency = 12.70 EER, Required Efficiency = 12.20 EER
Cooling Mode: Capacity = 12 kBtu/h,
No minimum efficiency requirement applies
Fan System: AC-C-3 FAN -- Compliance (Motor nameplate HP method) : Passes
Fans:
FAN 5 Supply, Constant Volume, 250 CFM, 0.5 motor nameplate hp, 0.0 fan efficiency

1 AC-C-4 (Single Zone):
Water Source Heat Pump
Heating Mode: Capacity = 59 kBtu/h,
Proposed Efficiency = 4.70 COP, Required Efficiency = 4.30 COP
Cooling Mode: Capacity = 46 kBtu/h,
Proposed Efficiency = 14.10 EER, Required Efficiency: 13.00 EER
Fan System: AC-C-4 FAN -- Compliance (Motor nameplate HP method) : Passes
Fans:
FAN 12 Supply, Constant Volume, 2000 CFM, 1.0 motor nameplate hp, 0.0 fan efficiency

1 AC-C-5 (Single Zone):
Water Source Heat Pump
Heating Mode: Capacity = 12 kBtu/h,
Proposed Efficiency = 12.70 EER, Required Efficiency = 12.20 EER
Cooling Mode: Capacity = 12 kBtu/h,
No minimum efficiency requirement applies
Fan System: AC-C-5 FAN -- Compliance (Motor nameplate HP method) : Passes
Fans:
FAN 13 Supply, Constant Volume, 300 CFM, 0.3 motor nameplate hp, 0.0 fan efficiency

1 AC-C-6 (Single Zone):
Water Source Heat Pump
Heating Mode: Capacity = 29 kBtu/h,
Proposed Efficiency = 4.70 COP, Required Efficiency = 4.30 COP
Cooling Mode: Capacity = 23 kBtu/h,
Proposed Efficiency = 14.40 EER, Required Efficiency: 13.00 EER
Fan System: AC-C-6 FAN -- Compliance (Motor nameplate HP method) : Passes
Fans:
FAN 14 Supply, Constant Volume, 250 CFM, 0.3 motor nameplate hp, 0.0 fan efficiency

Quantity System Type & Description

1 AC-C-7 (Single Zone):
Water Source Heat Pump
Heating Mode: Capacity = 15 kBtu/h,
Proposed Efficiency = 12.70 EER, Required Efficiency = 12.20 EER
Cooling Mode: Capacity = 11 kBtu/h,
No minimum efficiency requirement applies
Fan System: AC-C-7 FAN -- Compliance (Motor nameplate HP method) : Passes
Fans:
FAN 15 Supply, Constant Volume, 250 CFM, 0.3 motor nameplate hp, 0.0 fan efficiency

1 AC-1-1 (Single Zone):
Water Source Heat Pump
Heating Mode: Capacity = 227 kBtu/h,
No minimum efficiency requirement applies
Cooling Mode: Capacity = 176 kBtu/h, , Air Economizer
No minimum efficiency requirement applies
Fan System: AC-1-1 FAN -- Compliance (Motor nameplate HP method) : Passes
Fans:
FAN 18 Supply, Constant Volume, 3200 CFM, 2.0 motor nameplate hp, 0.0 fan efficiency

1 AC-2-1 (Single Zone):
Heating: 1 each - Hydronic or Steam Coil, Hot Water, Capacity = 160 kBtu/h
No minimum efficiency requirement applies
Cooling: 1 each - Field-Assembled DX System, Capacity = 157 kBtu/h, Air-Cooled Condenser, No Economizer, Economizer exception: Humidity Requirements
Proposed Efficiency = 10.80 EER, Required Efficiency: 10.80 EER + 12.2 IEER
Fan System: AC-2-1 FAN -- Compliance (Motor nameplate HP method) : Passes
Fans:
FAN 51 Supply, Constant Volume, 4898 CFM, 3.5 motor nameplate hp, 0.0 fan efficiency
FAN 52 Supply, Constant Volume, 4898 CFM, 3.5 motor nameplate hp, 0.0 fan efficiency

1 AC-8-5 (Single Zone):
Water Source Heat Pump
Heating Mode: Capacity = 61 kBtu/h,
Proposed Efficiency = 4.80 COP, Required Efficiency = 4.30 COP
Cooling Mode: Capacity = 48 kBtu/h,
Proposed Efficiency = 14.70 EER, Required Efficiency: 13.00 EER
Fan System: AC-7-1 FAN -- Compliance (Motor nameplate HP method) : Passes
Fans:
FAN 20 Supply, Constant Volume, 1200 CFM, 0.5 motor nameplate hp, 0.0 fan efficiency

1 AC-9-1 (Single Zone):
Water Source Heat Pump
Heating Mode: Capacity = 27 kBtu/h,
Proposed Efficiency = 4.90 COP, Required Efficiency = 4.30 COP
Cooling Mode: Capacity = 23 kBtu/h,
Proposed Efficiency = 15.10 EER, Required Efficiency: 13.00 EER
Fan System: AC-7-2 FAN -- Compliance (Motor nameplate HP method) : Passes
Fans:
FAN 21 Supply, Constant Volume, 1200 CFM, 0.5 motor nameplate hp, 0.0 fan efficiency

1 AC-6-3 (Single Zone):
Water Source Heat Pump
Heating Mode: Capacity = 57 kBtu/h,
Proposed Efficiency = 4.80 COP, Required Efficiency = 4.30 COP
Cooling Mode: Capacity = 46 kBtu/h,
Proposed Efficiency = 14.70 EER, Required Efficiency: 13.00 EER
Fan System: AC-7-3-FAN -- Compliance (Motor nameplate HP method) : Passes
Fans:
FAN 22 Supply, Constant Volume, 2000 CFM, 1.0 motor nameplate hp, 0.0 fan efficiency

Quantity System Type & Description

1 AC-6-4 (Single Zone):
Water Source Heat Pump
Heating Mode: Capacity = 61 kBtu/h,
Proposed Efficiency = 4.80 COP, Required Efficiency = 4.30 COP
Cooling Mode: Capacity = 48 kBtu/h,
Proposed Efficiency = 14.70 EER, Required Efficiency: 13.00 EER
Fan System: AC-7-4-FAN -- Compliance (Motor nameplate HP method) : Passes
Fans:
FAN 23 Supply, Constant Volume, 1200 CFM, 0.5 motor nameplate hp, 0.0 fan efficiency

1 AC-8-1 (Single Zone):
Water Source Heat Pump
Heating Mode: Capacity = 105 kBtu/h,
Proposed Efficiency = 5.30 COP, Required Efficiency = 4.30 COP
Cooling Mode: Capacity = 80 kBtu/h, , Air Economizer
Proposed Efficiency = 13.00 EER, Required Efficiency: 13.00 EER
Fan System: AC-8-1 FAN -- Compliance (Motor nameplate HP method) : Passes
Fans:
FAN 26 Supply, Constant Volume, 2200 CFM, 2.0 motor nameplate hp, 0.0 fan efficiency

1 AC-8-2 (Single Zone):
Water Source Heat Pump
Heating Mode: Capacity = 47 kBtu/h,
Proposed Efficiency = 4.60 COP, Required Efficiency = 4.30 COP
Cooling Mode: Capacity = 37 kBtu/h,
Proposed Efficiency = 14.80 EER, Required Efficiency: 13.00 EER
Fan System: AC-8-2 FAN -- Compliance (Motor nameplate HP method) : Passes
Fans:
FAN 34 Supply, Constant Volume, 1200 CFM, 0.5 motor nameplate hp, 0.0 fan efficiency

1 AC-27-2 (Single Zone):
Water Source Heat Pump
Heating Mode: Capacity = 15 kBtu/h,
Proposed Efficiency = 12.70 EER, Required Efficiency = 12.20 EER
Cooling Mode: Capacity = 11 kBtu/h,
No minimum efficiency requirement applies
Fan System: AC-C-7 FAN -- Compliance (Motor nameplate HP method) : Passes
Fans:
FAN 15 Supply, Constant Volume, 250 CFM, 0.3 motor nameplate hp, 0.0 fan efficiency

1 AC-C27-3 (Single Zone):
Water Source Heat Pump
Heating Mode: Capacity = 59 kBtu/h,
Proposed Efficiency = 4.70 COP, Required Efficiency = 4.30 COP
Cooling Mode: Capacity = 46 kBtu/h,
Proposed Efficiency = 14.10 EER, Required Efficiency: 13.00 EER
Fan System: AC-C-4 FAN -- Compliance (Motor nameplate HP method) : Passes
Fans:
FAN 12 Supply, Constant Volume, 2000 CFM, 1.0 motor nameplate hp, 0.0 fan efficiency

2 AC-(6-1,8-3) (Single Zone):
Water Source Heat Pump
Heating Mode: Capacity = 28 kBtu/h,
Proposed Efficiency = 4.90 COP, Required Efficiency = 4.30 COP
Cooling Mode: Capacity = 23 kBtu/h,
Proposed Efficiency = 15.10 EER, Required Efficiency: 13.00 EER
Fan System: AC-7-2 FAN -- Compliance (Motor nameplate HP method) : Passes
Fans:
FAN 21 Supply, Constant Volume, 1200 CFM, 0.5 motor nameplate hp, 0.0 fan efficiency

Quantity System Type & Description

5 AC-(6-2 THRU 17-1) (Single Zone):
Water Source Heat Pump
Heating Mode: Capacity = 15 kBtu/h,
Proposed Efficiency = 12.70 EER, Required Efficiency = 12.20 EER
Cooling Mode: Capacity = 11 kBtu/h,
No minimum efficiency requirement applies
Fan System: AC-C-7 FAN -- Compliance (Motor nameplate HP method) : Passes
Fans:
FAN 15 Supply, Constant Volume, 250 CFM, 0.3 motor nameplate hp, 0.0 fan efficiency

1 AC-9-2 (Single Zone):
Water Source Heat Pump
Heating Mode: Capacity = 49 kBtu/h,
Proposed Efficiency = 4.60 COP, Required Efficiency = 4.30 COP
Cooling Mode: Capacity = 37 kBtu/h,
Proposed Efficiency = 14.80 EER, Required Efficiency: 13.00 EER
Fan System: AC-8-2 FAN -- Compliance (Motor nameplate HP method) : Passes
Fans:
FAN 34 Supply, Constant Volume, 1200 CFM, 0.5 motor nameplate hp, 0.0 fan efficiency

157 WSHP A (Single Zone):
Water Source Heat Pump
Heating Mode: Capacity = 11 kBtu/h,
Proposed Efficiency = 13.00 EER, Required Efficiency = 12.20 EER
Cooling Mode: Capacity = 9 kBtu/h,
No minimum efficiency requirement applies
Fan System: TYPE A FAN -- Compliance (Motor nameplate HP method) : Passes
Fans:
FAN 30 Supply, Constant Volume, 310 CFM, 0.1 motor nameplate hp, 0.0 fan efficiency

67 WSHP B (Single Zone):
Water Source Heat Pump
Heating Mode: Capacity = 15 kBtu/h,
Proposed Efficiency = 13.00 EER, Required Efficiency = 12.20 EER
Cooling Mode: Capacity = 11 kBtu/h,
No minimum efficiency requirement applies
Fan System: TYPE B FAN -- Compliance (Motor nameplate HP method) : Passes
Fans:
FAN 31 Supply, Constant Volume, 405 CFM, 0.1 motor nameplate hp, 0.0 fan efficiency

182 WSHP D (Single Zone):
Water Source Heat Pump
Heating Mode: Capacity = 22 kBtu/h,
Proposed Efficiency = 13.20 EER, Required Efficiency = 12.20 EER
Cooling Mode: Capacity = 16 kBtu/h,
No minimum efficiency requirement applies
Fan System: TYPE D FAN -- Compliance (Motor nameplate HP method) : Passes
Fans:
FAN 33 Supply, Constant Volume, 600 CFM, 0.2 motor nameplate hp, 0.0 fan efficiency

88 WSHP E (Single Zone):
Water Source Heat Pump
Heating Mode: Capacity = 30 kBtu/h,
Proposed Efficiency = 4.70 COP, Required Efficiency = 4.30 COP
Cooling Mode: Capacity = 21 kBtu/h,
Proposed Efficiency = 13.70 EER, Required Efficiency: 13.00 EER
Fan System: TYPE E -- Compliance (Motor nameplate HP method) : Passes
Fans:
FAN 36 Supply, Constant Volume, 817 CFM, 0.3 motor nameplate hp, 0.0 fan efficiency

Quantity System Type & Description

24 WSHP G (Single Zone):
Water Source Heat Pump
Heating Mode: Capacity = 13 kBtu/h,
Proposed Efficiency = 12.20 EER, Required Efficiency = 12.20 EER
Cooling Mode: Capacity = 11 kBtu/h,
No minimum efficiency requirement applies
Fan System: TYPE F FAN -- Compliance (Motor nameplate HP method) : Passes
Fans:
FAN 32 Supply, Constant Volume, 300 CFM, 0.2 motor nameplate hp, 0.0 fan efficiency

9 WSHP H (Single Zone):
Water Source Heat Pump
Heating Mode: Capacity = 22 kBtu/h,
Proposed Efficiency = 4.60 COP, Required Efficiency = 4.30 COP
Cooling Mode: Capacity = 18 kBtu/h,
Proposed Efficiency = 13.40 EER, Required Efficiency: 13.00 EER
Fan System: TYPE H FAN -- Compliance (Motor nameplate HP method) : Passes
Fans:
FAN 48 Supply, Constant Volume, 650 CFM, 0.2 motor nameplate hp, 0.0 fan efficiency

25 WSHP I (Single Zone):
Water Source Heat Pump
Heating Mode: Capacity = 26 kBtu/h,
Proposed Efficiency = 4.40 COP, Required Efficiency = 4.30 COP
Cooling Mode: Capacity = 22 kBtu/h,
Proposed Efficiency = 13.40 EER, Required Efficiency: 13.00 EER
Fan System: TYPE I FAN -- Compliance (Motor nameplate HP method) : Passes
Fans:
FAN 49 Supply, Constant Volume, 850 CFM, 0.2 motor nameplate hp, 0.0 fan efficiency

49 EUH-1 (Unknown):
Heating: 1 each - Unit Heater, Electric, Capacity = 10 kBtu/h
No minimum efficiency requirement applies
Fan System: EUH-1 FAN -- Compliance (Motor nameplate HP method) : Passes
Fans:
FAN 45 Supply, Constant Volume, 350 CFM, 0.0 motor nameplate hp, 0.0 fan efficiency

62 EH-1 (Single Zone):
Heating: 1 each - Unit Heater, Electric, Capacity = 10 kBtu/h
No minimum efficiency requirement applies
Fan System: None

3 EH-2 (Single Zone):
Heating: 1 each - Unit Heater, Electric, Capacity = 2 kBtu/h
No minimum efficiency requirement applies
Fan System: None

13 EH-3 (Single Zone):
Heating: 1 each - Unit Heater, Electric, Capacity = 3 kBtu/h
No minimum efficiency requirement applies
Fan System: None

12 EH-4 (Single Zone):
Heating: 1 each - Unit Heater, Electric, Capacity = 7 kBtu/h
No minimum efficiency requirement applies
Fan System: None

2 EH-5 (Single Zone):
Heating: 1 each - Unit Heater, Electric, Capacity = 3 kBtu/h
No minimum efficiency requirement applies
Fan System: None

Quantity System Type & Description

1 UH-A (Single Zone):
Heating: 1 each - Hydronic or Steam Coil, Hot Water, Capacity = 18 kBtu/h
No minimum efficiency requirement applies
Fan System: UH-A FAN -- Compliance (Motor nameplate HP method) : Passes
Fans:
FAN 46 Supply, Constant Volume, 340 CFM, 0.0 motor nameplate hp, 0.0 fan efficiency

1 AC-R-1 (Single Zone):
Heating: 1 each - Hydronic or Steam Coil, Hot Water, Capacity = 1264 kBtu/h
No minimum efficiency requirement applies
Cooling: 1 each - Single Package Vertical AC Unit, Capacity = 926 kBtu/h, Water-Cooled Condenser, Air Economizer
Proposed Efficiency = 12.00 EER, Required Efficiency: 10.00 EER
Fan System: AC-R-1 -- Compliance (Motor nameplate HP method) : Passes
Fans:
FAN 35 Supply, Constant Volume, 920 CFM, 0.3 motor nameplate hp, 0.0 fan efficiency

1 OAU-6-1 (Single Zone):
Heating: 1 each - Hydronic or Steam Coil, Hot Water, Capacity = 150 kBtu/h
No minimum efficiency requirement applies
Cooling: 1 each - Single Package DX Unit, Capacity = 140 kBtu/h, Water-Cooled Condenser, Air Economizer
Proposed Efficiency = 12.70 EER, Required Efficiency: 12.30 EER + 13.7 IEER
Fan System: OAU-6-1 | Corridor -- Compliance (Motor nameplate HP method) : Passes
Fans:
FAN 1 Supply, Constant Volume, 2000 CFM, 1.0 motor nameplate hp, 0.0 fan efficiency

1 OAU-15-1 (Single Zone):
Heating: 1 each - Hydronic or Steam Coil, Hot Water, Capacity = 82 kBtu/h
No minimum efficiency requirement applies
Cooling: 1 each - Single Package DX Unit, Capacity = 81 kBtu/h, Water-Cooled Condenser, Air Economizer
Proposed Efficiency = 12.70 EER, Required Efficiency: 11.90 EER + 13.7 IEER
Fan System: OUA-15-1 -- Compliance (Motor nameplate HP method) : Passes
Fans:
FAN 56 Supply, Constant Volume, 1120 CFM, 1.0 motor nameplate hp, 0.0 fan efficiency

1 OAU-13-1 (Single Zone):
Heating: 1 each - Hydronic or Steam Coil, Hot Water, Capacity = 532 kBtu/h
No minimum efficiency requirement applies
Cooling: 1 each - Single Package Vertical AC Unit, Capacity = 245 kBtu/h, Water-Cooled Condenser, Air Economizer
Proposed Efficiency = 14.20 EER, Required Efficiency: 10.00 EER
Fan System: OAU-13-1 -- Compliance (Brake HP method) : Fails: FAN 37 : Design brake HP is unspecified
Fans:
FAN 37 Supply, Constant Volume, 6450 CFM, 5.0 motor nameplate hp, 0.0 design brake hp (3.0 max. BHP), 0.0 fan efficiency

1 OAU-27-1 (Single Zone):
Heating: 1 each - Hydronic or Steam Coil, Hot Water, Capacity = 545 kBtu/h
No minimum efficiency requirement applies
Cooling: 1 each - Single Package Vertical AC Unit, Capacity = 251 kBtu/h, Water-Cooled Condenser, Air Economizer
Proposed Efficiency = 14.20 EER, Required Efficiency: 10.00 EER
Fan System: OAU-27-1 -- Compliance (Brake HP method) : Fails: FAN 54 : Design brake HP is unspecified
Fans:
FAN 54 Supply, Constant Volume, 6950 CFM, 5.0 motor nameplate hp, 0.0 design brake hp (3.0 max. BHP), 0.0 fan efficiency

1 Boiler-1:
Heating: Hot Water Boiler, Capacity 5000 kBtu/h, Gas, with Waterloop Heat Pump
Proposed Efficiency: 94.50 % Ec, Required Efficiency: 82.00 % Ec

1 Boiler-2:
Heating: Hot Water Boiler, Capacity 5000 kBtu/h, Gas, with Waterloop Heat Pump
Proposed Efficiency: 94.50 % Ec, Required Efficiency: 82.00 % Ec

Quantity System Type & Description

1 Boiler-3:
Heating: Hot Water Boiler, Capacity 5000 kBtu/h, Gas, with Waterloop Heat Pump
Proposed Efficiency: 94.50 % Ec, Required Efficiency: 82.00 % Ec

1 Boiler-4:
Heating: Hot Water Boiler, Capacity 5000 kBtu/h, Gas, with Waterloop Heat Pump
Proposed Efficiency: 94.50 % Ec, Required Efficiency: 82.00 % Ec

1 CU-R-2:
Cooling: Condensing Unit, Capacity 3 kBtu/h, Condenser Air-Cooled
No minimum efficiency requirement applies

1 CU-R-3:
Cooling: Condensing Unit, Capacity 3 kBtu/h, Condenser Air-Cooled
No minimum efficiency requirement applies

1 CU-27-1:
Cooling: Condensing Unit, Capacity 3 kBtu/h, Condenser Air-Cooled
No minimum efficiency requirement applies

1 CU-17-1:
Cooling: Condensing Unit, Capacity 6 kBtu/h, Condenser Air-Cooled
No minimum efficiency requirement applies

Mechanical Compliance Statement

Compliance Statement: The proposed mechanical design represented in this document is consistent with the building plans, specifications, and other calculations submitted with this permit application. The proposed mechanical systems have been designed to meet the 90.1 (2013) Standard requirements in COMcheck Version 4.0.6.2 and to comply with any applicable mandatory requirements listed in the Inspection Checklist.

Wailoon Wong — 9/22/17
Name - Title Signature Date

STATE OF NEW YORK · WAILOON WONG · 085187 · LICENSED PROFESSIONAL ENGINEER

NOTE: THIS PLAN IS APPROVED ONLY FOR WORK INDICATED ON THE APPLICATION SPECIFICATION SHEET. ALL OTHER MATTERS SHOWN ARE NOT TO BE RELIED UPON OR TO BE CONSIDERED AS EITHER BEING APPROVED OR IN ACCORDANCE WITH APPLICABLE CODES.

NOTE: TO THE BEST OF MY KNOWLEDGE, BELIEF AND PROFESSIONAL JUDGMENT, THESE PLANS AND SPECIFICATIONS ARE IN COMPLIANCE WITH 2016 NEW YORK CITY ENERGY CONSERVATION CODE (BY APPLICATION OF ASHRAE–90.1/2013)

Clara Gomez
APPROVED
Under Directive 2 of 1975
Date: 11/06/2017:
NYC Development Hub

DEPT OF BLDGS 121192903 Job Number
ES247890522 Scan Code

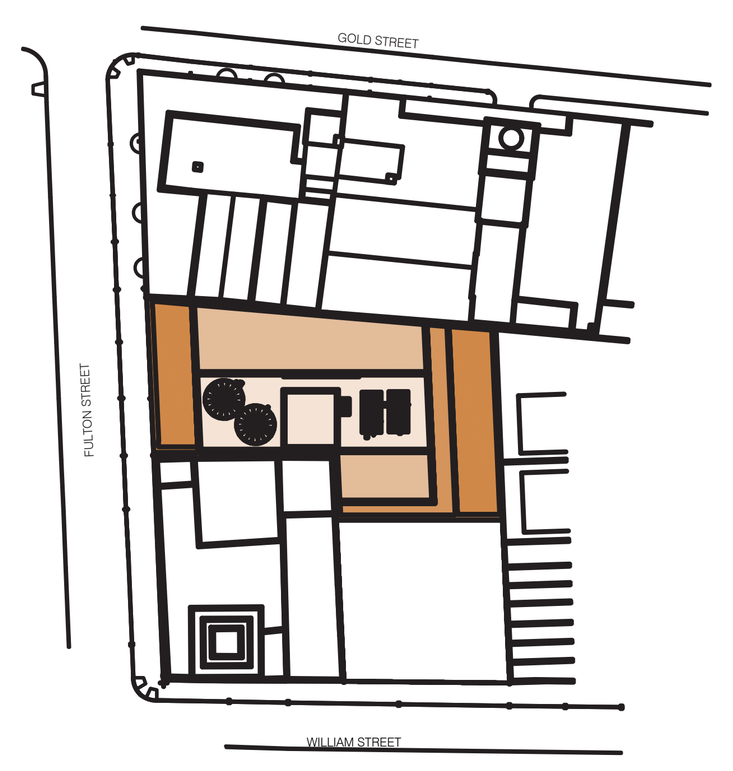

KEY PLAN

NOTES:

Number:	Date:	Revision:
5	09/22/2017	ISSUED TO DOB
4	01/06/2017	RE-SUBMISSION FOR EN COMMENTS
3	12/22/2016	RE-SUBMISSION FOR EN COMMENTS
2	11/07/16	Re-Submission of EN DWGs
1	07/06/2016	HUB FILING SET

Project:
130 WILLIAM STREET
130 WILLIAM STREET
NEW YORK, NY 10038

Client:
THE LIGHTSTONE GROUP
130 WILLIAM STREET PROPERTY OWNER LLC
460 PARK AVE, 13TH FLOOR
NEW YORK, NY 10022
(212) 616-9971

Architect:
HILL | WEST ARCHITECTS
11 BROADWAY
17TH FLOOR
NEW YORK, NY 10004
T. 212 213 8007

Creative Director
Adjaye Associates
415 Broadway, 3rd Fl.
New York, NY 10013
(212) 965-8477

Building Structures:
McNamara Salvia
62 West 45th Street, 11th Fl.
New York, NY 10036
(212) 246-9800

MEP Engineer:
Ventrop ECG, LLC
365 W 34th Street, 3rd Fl.
New York, NY 10001
(212) 244-5060

Exterior Facade Consultant:
Gilsanz Murray Steficek, LLP
129 West 27th Street, 5th Fl.
New York, NY 10001
(212) 254-0030

Landscape Architect:
Weintraub Diaz, LLC
19 New Street
Nyack, NY 10960
(845) 353-2500

Civil Engineer & Acoustic Consultant:
AKRF Engineering PC
440 Park Avenue South, 7th Fl.
New York, NY 10016
(646) 388-9829

IT & Security Consultant:
Anj Communications
133 Sunny Ridge Road
Harrison, New York 10528
(914) 967-1967

Pool Consultant:
Integrated Aquatics Engineering, Inc.
75 Shewell Ave
Doylestown, PA 18901
(215) 230-8623

Elevator Consultant:
Jenkins and Huntington
1251 Avenue of the Americas
New York, NY 10020
(212)-696-1818

DOB STAMPS & SIGNATURES:

DWG TITLE:
ENERGY ANALYSIS
NB#121192903

SEAL & SIGNATURE:
STATE OF NEW YORK · WAILOON WONG · 085187 · LICENSED PROFESSIONAL ENGINEER

DATE:	11/19/15
PROJECT #:	2015-527
SCALE:	NTS

EN-002.00
DWG NO.

DEPT OF BLDGS 121192903 Job Number   ES656513481 Scan Code

COM*check* Software Version 4.0.6.2
Inspection Checklist
Energy Code: 90.1 (2013) Standard

Requirements: 100.0% were addressed directly in the COM*check* software

Text in the "Comments/Assumptions" column is provided by the user in the COMcheck Requirements screen. For each requirement, the user certifies that a code requirement will be met and how that is documented, or that an exception is being claimed. Where compliance is itemized in a separate table, a reference to that table is provided.

Section # & Req.ID	Plan Review	Complies?	Comments/Assumptions
4.2.2, 6.4.4.2.1, 6.7.2 [PR2][1]	Plans, specifications, and/or calculations provide all information with which compliance can be determined for the mechanical systems and equipment and document where exceptions to the standard are claimed. Load calculations per acceptable engineering standards and handbooks.	☐Complies ☐Does Not ☐Not Observable ☐Not Applicable	Requirement will be met.
4.2.2, 8.4.1.1, 8.4.1.2, 8.7 [PR6][2]	Plans, specifications, and/or calculations provide all information with which compliance can be determined for the electrical systems and equipment and document where exceptions are claimed. Feeder connectors sized in accordance with approved plans and branch circuits sized for maximum drop of 3%.	☐Complies ☐Does Not ☐Not Observable ☐Not Applicable	Requirement will be met.
6.7.2.4 [PR5][1]	Detailed instructions for HVAC systems commissioning included on the plans or specifications for projects >=50,000 ft2.	☐Complies ☐Does Not ☐Not Observable ☐Not Applicable	Requirement will be met.

Additional Comments/Assumptions:

1 High Impact (Tier 1) 2 Medium Impact (Tier 2) 3 Low Impact (Tier 3)

Section # & Req.ID	Footing / Foundation Inspection	Complies?	Comments/Assumptions
6.4.3.7 [FO9][3]	Freeze protection and snow/ice melting system sensors for future connection to controls.	☐Complies ☐Does Not ☐Not Observable ☐Not Applicable	**Exception:** Requirement does not apply.

Additional Comments/Assumptions:

1 High Impact (Tier 1) 2 Medium Impact (Tier 2) 3 Low Impact (Tier 3)

Section # & Req.ID	Mechanical Rough-In Inspection	Plans Verified Value	Field Verified Value	Complies?	Comments/Assumptions
6.4.1.4, 6.4.1.5 [ME1][2]	HVAC equipment efficiency verified. Non-NAECA HVAC equipment labeled as meeting 90.1.	Efficiency:____	Efficiency:____	☐Complies ☐Does Not ☐Not Observable ☐Not Applicable	*See the Mechanical Systems list for values.*
6.4.3.4.1 [ME3][3]	Stair and elevator shaft vents have motorized dampers that automatically close.			☐Complies ☐Does Not ☐Not Observable ☐Not Applicable	Requirement will be met.
6.4.3.4.2, 6.4.3.4.3 [ME4][3]	Outdoor air and exhaust systems have motorized dampers that automatically shut when not in use and meet maximum leakage rates. Check gravity dampers where allowed.			☐Complies ☐Does Not ☐Not Observable ☐Not Applicable	Requirement will be met.
6.4.3.4.5 [ME39][3]	Enclosed parking garage ventilation has automatic contaminant detection and capacity to stage or modulate fans to 50% or less of design capacity.			☐Complies ☐Does Not ☐Not Observable ☐Not Applicable	Requirement will be met.
6.4.3.4.4 [ME5][3]	Ventilation fans >0.75 hp have automatic controls to shut off fan when not required.			☐Complies ☐Does Not ☐Not Observable ☐Not Applicable	Requirement will be met.
6.4.3.8 [ME6][1]	Demand control ventilation provided for spaces >500 ft2 and >25 people/1000 ft2 occupant density and served by systems with air side economizer, auto modulating outside air damper control, or design airflow >3,000 cfm.			☐Complies ☐Does Not ☐Not Observable ☐Not Applicable	**Exception:** Systems with a design outdoor airflow less than 1200 cfm.
6.5.3.2.1 [ME40][2]	DX cooling systems >= 75 kBtu/h (>= 65 kBtu/h effective 1/2016) and chilled-water and evaporative cooling fan motor hp >= ¼ designed to vary indoor fan airflow as a function of load and comply with operational requirements.			☐Complies ☐Does Not ☐Not Observable ☐Not Applicable	**Exception:** Requirement does not apply. *See the Mechanical Systems list for values.*
6.4.4.1.1 [ME7][3]	Insulation exposed to weather protected from damage. Insulation outside of the conditioned space and associated with cooling systems is vapor retardant.			☐Complies ☐Does Not ☐Not Observable ☐Not Applicable	Requirement will be met.
6.4.4.1.2 [ME8][2]	HVAC ducts and plenums insulated. Where ducts or plenums are installed in or under a slab, verification may need to occur during Foundation Inspection.	R-____	R-____	☐Complies ☐Does Not ☐Not Observable ☐Not Applicable	Requirement will be met.
6.4.4.1.3 [ME9][2]	HVAC piping insulation thickness. Where piping is installed in or under a slab, verification may need to occur during Foundation Inspection.	____ in.	____ in.	☐Complies ☐Does Not ☐Not Observable ☐Not Applicable	Requirement will be met.

1 High Impact (Tier 1) 2 Medium Impact (Tier 2) 3 Low Impact (Tier 3)

Section # & Req.ID	Mechanical Rough-In Inspection	Plans Verified Value	Field Verified Value	Complies?	Comments/Assumptions
6.4.4.1.4 [ME41][3]	Thermally ineffective panel surfaces of sensible heating panels have insulation >= R-3.5.			☐Complies ☐Does Not ☐Not Observable ☐Not Applicable	**Exception:** Requirement does not apply.
6.4.4.2.1 [ME10][2]	Ducts and plenums sealed based on static pressure and location.			☐Complies ☐Does Not ☐Not Observable ☐Not Applicable	Requirement will be met.
6.4.4.2.2 [ME11][3]	Ductwork operating >3 in. water column requires air leakage testing.			☐Complies ☐Does Not ☐Not Observable ☐Not Applicable	**Exception:** Requirement does not apply.
6.4.4.2.2 [ME11][3]	Ductwork operating >3 in. water column requires air leakage testing.			☐Complies ☐Does Not ☐Not Observable ☐Not Applicable	**Exception:** Requirement does not apply.
6.4.4.2.2 [ME11][3]	Ductwork operating >3 in. water column requires air leakage testing.			☐Complies ☐Does Not ☐Not Observable ☐Not Applicable	**Exception:** Requirement does not apply.
6.4.4.2.2 [ME11][3]	Ductwork operating >3 in. water column requires air leakage testing.			☐Complies ☐Does Not ☐Not Observable ☐Not Applicable	**Exception:** Requirement does not apply.
6.4.4.2.2 [ME11][3]	Ductwork operating >3 in. water column requires air leakage testing.			☐Complies ☐Does Not ☐Not Observable ☐Not Applicable	**Exception:** Requirement does not apply.
6.4.4.2.2 [ME11][3]	Ductwork operating >3 in. water column requires air leakage testing.			☐Complies ☐Does Not ☐Not Observable ☐Not Applicable	**Exception:** Requirement does not apply.
6.4.4.2.2 [ME11][3]	Ductwork operating >3 in. water column requires air leakage testing.			☐Complies ☐Does Not ☐Not Observable ☐Not Applicable	**Exception:** Requirement does not apply.
6.4.4.2.2 [ME11][3]	Ductwork operating >3 in. water column requires air leakage testing.			☐Complies ☐Does Not ☐Not Observable ☐Not Applicable	**Exception:** Requirement does not apply.
6.4.4.2.2 [ME11][3]	Ductwork operating >3 in. water column requires air leakage testing.			☐Complies ☐Does Not ☐Not Observable ☐Not Applicable	**Exception:** Requirement does not apply.
6.4.4.2.2 [ME11][3]	Ductwork operating >3 in. water column requires air leakage testing.			☐Complies ☐Does Not ☐Not Observable ☐Not Applicable	**Exception:** Requirement does not apply.
6.4.4.2.2 [ME11][3]	Ductwork operating >3 in. water column requires air leakage testing.			☐Complies ☐Does Not ☐Not Observable ☐Not Applicable	**Exception:** Requirement does not apply.

1 High Impact (Tier 1) 2 Medium Impact (Tier 2) 3 Low Impact (Tier 3)

Section # & Req.ID	Mechanical Rough-In Inspection	Plans Verified Value	Field Verified Value	Complies?	Comments/Assumptions
6.4.4.2.2 [ME11][3]	Ductwork operating >3 in. water column requires air leakage testing.			☐Complies ☐Does Not ☐Not Observable ☐Not Applicable	**Exception:** Requirement does not apply.
6.4.4.2.2 [ME11][3]	Ductwork operating >3 in. water column requires air leakage testing.			☐Complies ☐Does Not ☐Not Observable ☐Not Applicable	**Exception:** Requirement does not apply.
6.4.4.2.2 [ME11][3]	Ductwork operating >3 in. water column requires air leakage testing.			☐Complies ☐Does Not ☐Not Observable ☐Not Applicable	**Exception:** Requirement does not apply.
6.4.4.2.2 [ME11][3]	Ductwork operating >3 in. water column requires air leakage testing.			☐Complies ☐Does Not ☐Not Observable ☐Not Applicable	**Exception:** Requirement does not apply.
6.4.4.2.2 [ME11][3]	Ductwork operating >3 in. water column requires air leakage testing.			☐Complies ☐Does Not ☐Not Observable ☐Not Applicable	**Exception:** Requirement does not apply.
6.4.4.2.2 [ME11][3]	Ductwork operating >3 in. water column requires air leakage testing.			☐Complies ☐Does Not ☐Not Observable ☐Not Applicable	**Exception:** Requirement does not apply.
6.4.4.2.2 [ME11][3]	Ductwork operating >3 in. water column requires air leakage testing.			☐Complies ☐Does Not ☐Not Observable ☐Not Applicable	**Exception:** Requirement does not apply.
6.4.4.2.2 [ME11][3]	Ductwork operating >3 in. water column requires air leakage testing.			☐Complies ☐Does Not ☐Not Observable ☐Not Applicable	**Exception:** Requirement does not apply.
6.4.4.2.2 [ME11][3]	Ductwork operating >3 in. water column requires air leakage testing.			☐Complies ☐Does Not ☐Not Observable ☐Not Applicable	**Exception:** Requirement does not apply.
6.4.4.2.2 [ME11][3]	Ductwork operating >3 in. water column requires air leakage testing.			☐Complies ☐Does Not ☐Not Observable ☐Not Applicable	**Exception:** Requirement does not apply.
6.4.4.2.2 [ME11][3]	Ductwork operating >3 in. water column requires air leakage testing.			☐Complies ☐Does Not ☐Not Observable ☐Not Applicable	**Exception:** Requirement does not apply.
6.4.4.2.2 [ME11][3]	Ductwork operating >3 in. water column requires air leakage testing.			☐Complies ☐Does Not ☐Not Observable ☐Not Applicable	**Exception:** Requirement does not apply.
6.4.4.2.2 [ME11][3]	Ductwork operating >3 in. water column requires air leakage testing.			☐Complies ☐Does Not ☐Not Observable ☐Not Applicable	**Exception:** Requirement does not apply.

1 High Impact (Tier 1) 2 Medium Impact (Tier 2) 3 Low Impact (Tier 3)

Section # & Req.ID	Mechanical Rough-In Inspection	Plans Verified Value	Field Verified Value	Complies?	Comments/Assumptions
6.4.4.2.2 [ME11][3]	Ductwork operating >3 in. water column requires air leakage testing.			☐Complies ☐Does Not ☐Not Observable ☐Not Applicable	**Exception:** Requirement does not apply.
6.4.4.2.2 [ME11][3]	Ductwork operating >3 in. water column requires air leakage testing.			☐Complies ☐Does Not ☐Not Observable ☐Not Applicable	**Exception:** Requirement does not apply.
6.4.4.2.2 [ME11][3]	Ductwork operating >3 in. water column requires air leakage testing.			☐Complies ☐Does Not ☐Not Observable ☐Not Applicable	**Exception:** Requirement does not apply.
6.4.4.2.2 [ME11][3]	Ductwork operating >3 in. water column requires air leakage testing.			☐Complies ☐Does Not ☐Not Observable ☐Not Applicable	**Exception:** Requirement does not apply.
6.4.4.2.2 [ME11][3]	Ductwork operating >3 in. water column requires air leakage testing.			☐Complies ☐Does Not ☐Not Observable ☐Not Applicable	**Exception:** Requirement does not apply.
6.4.4.2.2 [ME11][3]	Ductwork operating >3 in. water column requires air leakage testing.			☐Complies ☐Does Not ☐Not Observable ☐Not Applicable	**Exception:** Requirement does not apply.
6.4.4.2.2 [ME11][3]	Ductwork operating >3 in. water column requires air leakage testing.			☐Complies ☐Does Not ☐Not Observable ☐Not Applicable	**Exception:** Requirement does not apply.
6.4.4.2.2 [ME11][3]	Ductwork operating >3 in. water column requires air leakage testing.			☐Complies ☐Does Not ☐Not Observable ☐Not Applicable	**Exception:** Requirement does not apply.
6.4.4.2.2 [ME11][3]	Ductwork operating >3 in. water column requires air leakage testing.			☐Complies ☐Does Not ☐Not Observable ☐Not Applicable	**Exception:** Requirement does not apply.
6.4.4.2.2 [ME11][3]	Ductwork operating >3 in. water column requires air leakage testing.			☐Complies ☐Does Not ☐Not Observable ☐Not Applicable	**Exception:** Requirement does not apply.
6.4.4.2.2 [ME11][3]	Ductwork operating >3 in. water column requires air leakage testing.			☐Complies ☐Does Not ☐Not Observable ☐Not Applicable	**Exception:** Requirement does not apply.
6.4.4.2.2 [ME11][3]	Ductwork operating >3 in. water column requires air leakage testing.			☐Complies ☐Does Not ☐Not Observable ☐Not Applicable	**Exception:** Requirement does not apply.
6.4.4.2.2 [ME11][3]	Ductwork operating >3 in. water column requires air leakage testing.			☐Complies ☐Does Not ☐Not Observable ☐Not Applicable	**Exception:** Requirement does not apply.

1 High Impact (Tier 1) 2 Medium Impact (Tier 2) 3 Low Impact (Tier 3)

Section # & Req.ID	Mechanical Rough-In Inspection	Plans Verified Value	Field Verified Value	Complies?	Comments/Assumptions
6.4.4.2.2 [ME11][3]	Ductwork operating >3 in. water column requires air leakage testing.			☐Complies ☐Does Not ☐Not Observable ☐Not Applicable	**Exception:** Requirement does not apply.
6.4.4.2.2 [ME11][3]	Ductwork operating >3 in. water column requires air leakage testing.			☐Complies ☐Does Not ☐Not Observable ☐Not Applicable	**Exception:** Requirement does not apply.
6.4.4.2.2 [ME11][3]	Ductwork operating >3 in. water column requires air leakage testing.			☐Complies ☐Does Not ☐Not Observable ☐Not Applicable	**Exception:** Requirement does not apply.
6.4.4.2.2 [ME11][3]	Ductwork operating >3 in. water column requires air leakage testing.			☐Complies ☐Does Not ☐Not Observable ☐Not Applicable	**Exception:** Requirement does not apply.
6.4.4.2.2 [ME11][3]	Ductwork operating >3 in. water column requires air leakage testing.			☐Complies ☐Does Not ☐Not Observable ☐Not Applicable	**Exception:** Requirement does not apply.
6.4.4.2.2 [ME11][3]	Ductwork operating >3 in. water column requires air leakage testing.			☐Complies ☐Does Not ☐Not Observable ☐Not Applicable	**Exception:** Requirement does not apply.
6.5.2.2.1 [ME50][2]	Three-pipe hydronic systems using a common return for hot and chilled water are not used.			☐Complies ☐Does Not ☐Not Observable ☐Not Applicable	Requirement will be met.
6.5.2.2.1 [ME50][2]	Three-pipe hydronic systems using a common return for hot and chilled water are not used.			☐Complies ☐Does Not ☐Not Observable ☐Not Applicable	Requirement will be met.
6.5.2.2.1 [ME50][2]	Three-pipe hydronic systems using a common return for hot and chilled water are not used.			☐Complies ☐Does Not ☐Not Observable ☐Not Applicable	Requirement will be met.
6.5.2.2.1 [ME50][2]	Three-pipe hydronic systems using a common return for hot and chilled water are not used.			☐Complies ☐Does Not ☐Not Observable ☐Not Applicable	Requirement will be met.
6.5.2.2.1 [ME50][2]	Three-pipe hydronic systems using a common return for hot and chilled water are not used.			☐Complies ☐Does Not ☐Not Observable ☐Not Applicable	Requirement will be met.
6.5.2.2.1 [ME50][2]	Three-pipe hydronic systems using a common return for hot and chilled water are not used.			☐Complies ☐Does Not ☐Not Observable ☐Not Applicable	Requirement will be met.
6.5.2.2.1 [ME50][2]	Three-pipe hydronic systems using a common return for hot and chilled water are not used.			☐Complies ☐Does Not ☐Not Observable ☐Not Applicable	Requirement will be met.

1 High Impact (Tier 1) 2 Medium Impact (Tier 2) 3 Low Impact (Tier 3)

Section # & Req.ID	Mechanical Rough-In Inspection	Plans Verified Value	Field Verified Value	Complies?	Comments/Assumptions
6.5.2.2.1 [ME50][2]	Three-pipe hydronic systems using a common return for hot and chilled water are not used.			☐Complies ☐Does Not ☐Not Observable ☐Not Applicable	Requirement will be met.
6.5.2.2.1 [ME50][2]	Three-pipe hydronic systems using a common return for hot and chilled water are not used.			☐Complies ☐Does Not ☐Not Observable ☐Not Applicable	Requirement will be met.
6.5.2.2.1 [ME50][2]	Three-pipe hydronic systems using a common return for hot and chilled water are not used.			☐Complies ☐Does Not ☐Not Observable ☐Not Applicable	Requirement will be met.
6.5.2.2.1 [ME50][2]	Three-pipe hydronic systems using a common return for hot and chilled water are not used.			☐Complies ☐Does Not ☐Not Observable ☐Not Applicable	Requirement will be met.
6.5.2.3 [ME19][3]	Dehumidification controls provided to prevent reheating, recooling, mixing of hot and cold airstreams or concurrent heating and cooling of the same airstream.			☐Complies ☐Does Not ☐Not Observable ☐Not Applicable	Requirement will be met.
6.5.2.4.1 [ME68][3]	Humidifiers with airstream mounted preheating jackets have preheat auto-shutoff value set to activate when humidification is not required.			☐Complies ☐Does Not ☐Not Observable ☐Not Applicable	**Exception:** Requirement does not apply.
6.5.2.4.2 [ME69][3]	Humidification system dispersion tube hot surfaces in the airstreams of ducts or air-handling units insulated >= R-0.5.			☐Complies ☐Does Not ☐Not Observable ☐Not Applicable	**Exception:** Requirement does not apply.
6.5.2.5 [ME70][3]	Preheat coils controlled to stop heat output whenever mechanical cooling, including economizer operation, is active.			☐Complies ☐Does Not ☐Not Observable ☐Not Applicable	Requirement will be met.
6.5.3.1.3 [ME74][2]	Fans have efficiency grade (FEG) >= 67. The total efficiency of the fan at the design point of operation <= 15% of maximum total efficiency of the fan.			☐Complies ☐Does Not ☐Not Observable ☐Not Applicable	Requirement will be met.
6.5.3.5 [ME72][2]	Motors for fans >= 1/12 hp and < 1 hp are electronically-commutated motors or have a minimum motor efficiency of 70%. These motors are also speed adjustable for either balancing or remote control.			☐Complies ☐Does Not ☐Not Observable ☐Not Applicable	**Exception:** Requirement does not apply.
6.5.3.5 [ME72][2]	Motors for fans >= 1/12 hp and < 1 hp are electronically-commutated motors or have a minimum motor efficiency of 70%. These motors are also speed adjustable for either balancing or remote control.			☐Complies ☐Does Not ☐Not Observable ☐Not Applicable	**Exception:** Requirement does not apply.

1 High Impact (Tier 1) 2 Medium Impact (Tier 2) 3 Low Impact (Tier 3)

NOTE: THIS PLAN IS APPROVED ONLY FOR WORK INDICATED ON THE APPLICATION SPECIFICATION SHEET. ALL OTHER MATTERS SHOWN ARE NOT TO BE RELIED UPON OR TO BE CONSIDERED AS EITHER BEING APPROVED OR IN ACCORDANCE WITH APPLICABLE CODES.

NOTE: TO THE BEST OF MY KNOWLEDGE, BELIEF AND PROFESSIONAL JUDGMENT, THESE PLANS AND SPECIFICATIONS ARE IN COMPLIANCE WITH 2016 NEW YORK CITY ENERGY CONSERVATION CODE (BY APPLICATION OF ASHRAE-90.1/2013)

Clara Gomez
NYC Buildings APPROVED Under Directive 2 of 1975
Date: 11/06/2017:
NYC Development Hub

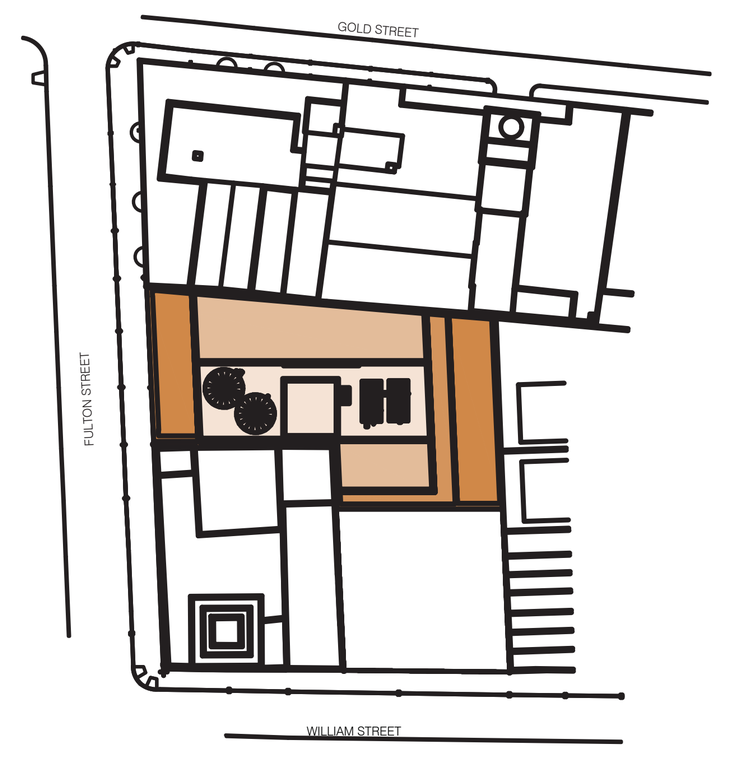

KEY PLAN

NOTES:

Number:	Date:	Revision:
5	09/22/2017	ISSUED TO DOB
4	01/06/2017	RE-SUBMISSION FOR EN COMMENTS
3	12/22/2016	RE-SUBMISSION FOR EN COMMENTS
2	11/07/16	Re-Submission of EN DWGs
1	07/06/2016	HUB FILING SET

Project:
130 WILLIAM STREET
130 WILLIAM STREET
NEW YORK, NY 10038

Client:
THE LIGHTSTONE GROUP
130 WILLIAM STREET PROPERTY OWNER LLC
460 PARK AVE, 13TH FLOOR
NEW YORK, NY 10022
(212) 616-9971

Architect:
HILL | WEST ARCHITECTS
11 BROADWAY
17TH FLOOR
NEW YORK, NY 10004
T. 212 213 8007

Creative Director
Adjaye Associates
415 Broadway, 3rd Fl.
New York, NY 10013
(212) 965-8477

Building Structures:
McNamara Salvia
62 West 45th Street, 11th Fl.
New York, NY 10036
(212) 246-9800

MEP Engineer:
Ventrop ECG, LLC
365 W 34th Street, 3rd Fl.
New York, NY 10001
(212) 244-5060

Exterior Facade Consultant:
Gilsanz Murray Steficek, LLP
129 West 27th Street, 5th Fl.
New York, NY 10001
(212) 254-0030

Landscape Architect:
Weintraub Diaz, LLC
19 New Street
Nyack, NY 10960
(845) 353-2500

Civil Engineer & Acoustic Consultant:
AKRF Engineering PC
440 Park Avenue South, 7th Fl.
New York, NY 10016
(646) 388-9829

IT & Security Consultant:
Anj Communications
133 Sunny Ridge Road
Harrison, New York 10528
(914) 967-1967

Pool Consultant:
Integrated Aquatics Engineering, Inc.
75 Shewell Ave
Doylestown, PA 18901
(215) 230-8623

Elevator Consultant:
Jenkins and Huntington
1251 Avenue of the Americas
New York, NY 10020
(212)-696-1818

DOB STAMPS & SIGNATURES:

DWG TITLE:
ENERGY ANALYSIS

NB#121192903

SEAL & SIGNATURE:
STATE OF NEW YORK · WAILOON WONG · LICENSED PROFESSIONAL ENGINEER · 095187

DATE: 11/19/15
PROJECT #: 2015-527
SCALE: NTS
EN-003.00
DWG NO.

DEPT OF BLDGS 121192903 Job Number
ES870646162 Scan Code

Section # & Req.ID	Mechanical Rough-In Inspection	Plans Verified Value	Field Verified Value	Complies?	Comments/Assumptions
6.5.3.5 [ME72][2]	Motors for fans >= 1/12 hp and < 1 hp are electronically-commutated motors or have a minimum motor efficiency of 70%. These motors are also speed adjustable for either balancing or remote control.			☐Complies ☐Does Not ☐Not Observable ☐Not Applicable	**Exception:** Requirement does not apply.
6.5.3.5 [ME72][2]	Motors for fans >= 1/12 hp and < 1 hp are electronically-commutated motors or have a minimum motor efficiency of 70%. These motors are also speed adjustable for either balancing or remote control.			☐Complies ☐Does Not ☐Not Observable ☐Not Applicable	**Exception:** Requirement does not apply.
6.5.3.5 [ME72][2]	Motors for fans >= 1/12 hp and < 1 hp are electronically-commutated motors or have a minimum motor efficiency of 70%. These motors are also speed adjustable for either balancing or remote control.			☐Complies ☐Does Not ☐Not Observable ☐Not Applicable	**Exception:** Requirement does not apply.
6.5.3.5 [ME72][2]	Motors for fans >= 1/12 hp and < 1 hp are electronically-commutated motors or have a minimum motor efficiency of 70%. These motors are also speed adjustable for either balancing or remote control.			☐Complies ☐Does Not ☐Not Observable ☐Not Applicable	**Exception:** Requirement does not apply.
6.5.3.5 [ME72][2]	Motors for fans >= 1/12 hp and < 1 hp are electronically-commutated motors or have a minimum motor efficiency of 70%. These motors are also speed adjustable for either balancing or remote control.			☐Complies ☐Does Not ☐Not Observable ☐Not Applicable	**Exception:** Requirement does not apply.
6.5.3.5 [ME72][2]	Motors for fans >= 1/12 hp and < 1 hp are electronically-commutated motors or have a minimum motor efficiency of 70%. These motors are also speed adjustable for either balancing or remote control.			☐Complies ☐Does Not ☐Not Observable ☐Not Applicable	**Exception:** Requirement does not apply.
6.5.3.5 [ME72][2]	Motors for fans >= 1/12 hp and < 1 hp are electronically-commutated motors or have a minimum motor efficiency of 70%. These motors are also speed adjustable for either balancing or remote control.			☐Complies ☐Does Not ☐Not Observable ☐Not Applicable	**Exception:** Requirement does not apply.
6.5.3.5 [ME72][2]	Motors for fans >= 1/12 hp and < 1 hp are electronically-commutated motors or have a minimum motor efficiency of 70%. These motors are also speed adjustable for either balancing or remote control.			☐Complies ☐Does Not ☐Not Observable ☐Not Applicable	**Exception:** Requirement does not apply.
6.5.3.5 [ME72][2]	Motors for fans >= 1/12 hp and < 1 hp are electronically-commutated motors or have a minimum motor efficiency of 70%. These motors are also speed adjustable for either balancing or remote control.			☐Complies ☐Does Not ☐Not Observable ☐Not Applicable	**Exception:** Requirement does not apply.

1 High Impact (Tier 1) 2 Medium Impact (Tier 2) 3 Low Impact (Tier 3)

Section # & Req.ID	Mechanical Rough-In Inspection	Plans Verified Value	Field Verified Value	Complies?	Comments/Assumptions
6.5.3.5 [ME72][2]	Motors for fans >= 1/12 hp and < 1 hp are electronically-commutated motors or have a minimum motor efficiency of 70%. These motors are also speed adjustable for either balancing or remote control.			☐Complies ☐Does Not ☐Not Observable ☐Not Applicable	**Exception:** Requirement does not apply.
6.5.3.5 [ME72][2]	Motors for fans >= 1/12 hp and < 1 hp are electronically-commutated motors or have a minimum motor efficiency of 70%. These motors are also speed adjustable for either balancing or remote control.			☐Complies ☐Does Not ☐Not Observable ☐Not Applicable	**Exception:** Requirement does not apply.
6.5.3.5 [ME72][2]	Motors for fans >= 1/12 hp and < 1 hp are electronically-commutated motors or have a minimum motor efficiency of 70%. These motors are also speed adjustable for either balancing or remote control.			☐Complies ☐Does Not ☐Not Observable ☐Not Applicable	**Exception:** Requirement does not apply.
6.5.3.5 [ME72][2]	Motors for fans >= 1/12 hp and < 1 hp are electronically-commutated motors or have a minimum motor efficiency of 70%. These motors are also speed adjustable for either balancing or remote control.			☐Complies ☐Does Not ☐Not Observable ☐Not Applicable	**Exception:** Requirement does not apply.
6.5.3.5 [ME72][2]	Motors for fans >= 1/12 hp and < 1 hp are electronically-commutated motors or have a minimum motor efficiency of 70%. These motors are also speed adjustable for either balancing or remote control.			☐Complies ☐Does Not ☐Not Observable ☐Not Applicable	**Exception:** Requirement does not apply.
6.5.3.5 [ME72][2]	Motors for fans >= 1/12 hp and < 1 hp are electronically-commutated motors or have a minimum motor efficiency of 70%. These motors are also speed adjustable for either balancing or remote control.			☐Complies ☐Does Not ☐Not Observable ☐Not Applicable	**Exception:** Requirement does not apply.
6.5.3.5 [ME72][2]	Motors for fans >= 1/12 hp and < 1 hp are electronically-commutated motors or have a minimum motor efficiency of 70%. These motors are also speed adjustable for either balancing or remote control.			☐Complies ☐Does Not ☐Not Observable ☐Not Applicable	**Exception:** Requirement does not apply.
6.5.3.5 [ME72][2]	Motors for fans >= 1/12 hp and < 1 hp are electronically-commutated motors or have a minimum motor efficiency of 70%. These motors are also speed adjustable for either balancing or remote control.			☐Complies ☐Does Not ☐Not Observable ☐Not Applicable	**Exception:** Requirement does not apply.
6.5.3.5 [ME72][2]	Motors for fans >= 1/12 hp and < 1 hp are electronically-commutated motors or have a minimum motor efficiency of 70%. These motors are also speed adjustable for either balancing or remote control.			☐Complies ☐Does Not ☐Not Observable ☐Not Applicable	**Exception:** Requirement does not apply.

1 High Impact (Tier 1) 2 Medium Impact (Tier 2) 3 Low Impact (Tier 3)

Section # & Req.ID	Mechanical Rough-In Inspection	Plans Verified Value	Field Verified Value	Complies?	Comments/Assumptions
6.5.3.5 [ME72][2]	Motors for fans >= 1/12 hp and < 1 hp are electronically-commutated motors or have a minimum motor efficiency of 70%. These motors are also speed adjustable for either balancing or remote control.			☐Complies ☐Does Not ☐Not Observable ☐Not Applicable	**Exception:** Requirement does not apply.
6.5.3.5 [ME72][2]	Motors for fans >= 1/12 hp and < 1 hp are electronically-commutated motors or have a minimum motor efficiency of 70%. These motors are also speed adjustable for either balancing or remote control.			☐Complies ☐Does Not ☐Not Observable ☐Not Applicable	**Exception:** Requirement does not apply.
6.5.3.5 [ME72][2]	Motors for fans >= 1/12 hp and < 1 hp are electronically-commutated motors or have a minimum motor efficiency of 70%. These motors are also speed adjustable for either balancing or remote control.			☐Complies ☐Does Not ☐Not Observable ☐Not Applicable	**Exception:** Requirement does not apply.
6.5.3.5 [ME72][2]	Motors for fans >= 1/12 hp and < 1 hp are electronically-commutated motors or have a minimum motor efficiency of 70%. These motors are also speed adjustable for either balancing or remote control.			☐Complies ☐Does Not ☐Not Observable ☐Not Applicable	**Exception:** Requirement does not apply.
6.5.3.5 [ME72][2]	Motors for fans >= 1/12 hp and < 1 hp are electronically-commutated motors or have a minimum motor efficiency of 70%. These motors are also speed adjustable for either balancing or remote control.			☐Complies ☐Does Not ☐Not Observable ☐Not Applicable	**Exception:** Requirement does not apply.
6.5.3.5 [ME72][2]	Motors for fans >= 1/12 hp and < 1 hp are electronically-commutated motors or have a minimum motor efficiency of 70%. These motors are also speed adjustable for either balancing or remote control.			☐Complies ☐Does Not ☐Not Observable ☐Not Applicable	**Exception:** Requirement does not apply.
6.5.3.5 [ME72][2]	Motors for fans >= 1/12 hp and < 1 hp are electronically-commutated motors or have a minimum motor efficiency of 70%. These motors are also speed adjustable for either balancing or remote control.			☐Complies ☐Does Not ☐Not Observable ☐Not Applicable	**Exception:** Requirement does not apply.
6.5.3.5 [ME72][2]	Motors for fans >= 1/12 hp and < 1 hp are electronically-commutated motors or have a minimum motor efficiency of 70%. These motors are also speed adjustable for either balancing or remote control.			☐Complies ☐Does Not ☐Not Observable ☐Not Applicable	**Exception:** Requirement does not apply.
6.5.3.5 [ME72][2]	Motors for fans >= 1/12 hp and < 1 hp are electronically-commutated motors or have a minimum motor efficiency of 70%. These motors are also speed adjustable for either balancing or remote control.			☐Complies ☐Does Not ☐Not Observable ☐Not Applicable	**Exception:** Requirement does not apply.

1 High Impact (Tier 1) 2 Medium Impact (Tier 2) 3 Low Impact (Tier 3)

Section # & Req.ID	Mechanical Rough-In Inspection	Plans Verified Value	Field Verified Value	Complies?	Comments/Assumptions
6.5.3.5 [ME72][2]	Motors for fans >= 1/12 hp and < 1 hp are electronically-commutated motors or have a minimum motor efficiency of 70%. These motors are also speed adjustable for either balancing or remote control.			☐Complies ☐Does Not ☐Not Observable ☐Not Applicable	**Exception:** Requirement does not apply.
6.5.3.5 [ME72][2]	Motors for fans >= 1/12 hp and < 1 hp are electronically-commutated motors or have a minimum motor efficiency of 70%. These motors are also speed adjustable for either balancing or remote control.			☐Complies ☐Does Not ☐Not Observable ☐Not Applicable	**Exception:** Requirement does not apply.
6.5.3.5 [ME72][2]	Motors for fans >= 1/12 hp and < 1 hp are electronically-commutated motors or have a minimum motor efficiency of 70%. These motors are also speed adjustable for either balancing or remote control.			☐Complies ☐Does Not ☐Not Observable ☐Not Applicable	**Exception:** Requirement does not apply.
6.5.3.5 [ME72][2]	Motors for fans >= 1/12 hp and < 1 hp are electronically-commutated motors or have a minimum motor efficiency of 70%. These motors are also speed adjustable for either balancing or remote control.			☐Complies ☐Does Not ☐Not Observable ☐Not Applicable	**Exception:** Requirement does not apply.
6.5.3.5 [ME72][2]	Motors for fans >= 1/12 hp and < 1 hp are electronically-commutated motors or have a minimum motor efficiency of 70%. These motors are also speed adjustable for either balancing or remote control.			☐Complies ☐Does Not ☐Not Observable ☐Not Applicable	**Exception:** Requirement does not apply.
6.5.3.5 [ME72][2]	Motors for fans >= 1/12 hp and < 1 hp are electronically-commutated motors or have a minimum motor efficiency of 70%. These motors are also speed adjustable for either balancing or remote control.			☐Complies ☐Does Not ☐Not Observable ☐Not Applicable	**Exception:** Requirement does not apply.
6.5.3.5 [ME72][2]	Motors for fans >= 1/12 hp and < 1 hp are electronically-commutated motors or have a minimum motor efficiency of 70%. These motors are also speed adjustable for either balancing or remote control.			☐Complies ☐Does Not ☐Not Observable ☐Not Applicable	**Exception:** Requirement does not apply.
6.5.3.5 [ME72][2]	Motors for fans >= 1/12 hp and < 1 hp are electronically-commutated motors or have a minimum motor efficiency of 70%. These motors are also speed adjustable for either balancing or remote control.			☐Complies ☐Does Not ☐Not Observable ☐Not Applicable	**Exception:** Requirement does not apply.
6.5.3.5 [ME72][2]	Motors for fans >= 1/12 hp and < 1 hp are electronically-commutated motors or have a minimum motor efficiency of 70%. These motors are also speed adjustable for either balancing or remote control.			☐Complies ☐Does Not ☐Not Observable ☐Not Applicable	**Exception:** Requirement does not apply.

1 High Impact (Tier 1) 2 Medium Impact (Tier 2) 3 Low Impact (Tier 3)

Section # & Req.ID	Mechanical Rough-In Inspection	Plans Verified Value	Field Verified Value	Complies?	Comments/Assumptions
6.5.3.3 [ME42][3]	Multiple zone VAV systems with DDC of individual zone boxes have static pressure setpoint reset controls.			☐Complies ☐Does Not ☐Not Observable ☐Not Applicable	**Exception:** Requirement does not apply. *See the Mechanical Systems list for values.*
6.5.3.3 [ME42][3]	Multiple zone VAV systems with DDC of individual zone boxes have static pressure setpoint reset controls.			☐Complies ☐Does Not ☐Not Observable ☐Not Applicable	**Exception:** Requirement does not apply. *See the Mechanical Systems list for values.*
6.5.3.3 [ME42][3]	Multiple zone VAV systems with DDC of individual zone boxes have static pressure setpoint reset controls.			☐Complies ☐Does Not ☐Not Observable ☐Not Applicable	**Exception:** Requirement does not apply. *See the Mechanical Systems list for values.*
6.5.3.3 [ME42][3]	Multiple zone VAV systems with DDC of individual zone boxes have static pressure setpoint reset controls.			☐Complies ☐Does Not ☐Not Observable ☐Not Applicable	**Exception:** Requirement does not apply. *See the Mechanical Systems list for values.*
6.5.3.3 [ME42][3]	Multiple zone VAV systems with DDC of individual zone boxes have static pressure setpoint reset controls.			☐Complies ☐Does Not ☐Not Observable ☐Not Applicable	**Exception:** Requirement does not apply. *See the Mechanical Systems list for values.*
6.5.3.3 [ME42][3]	Multiple zone VAV systems with DDC of individual zone boxes have static pressure setpoint reset controls.			☐Complies ☐Does Not ☐Not Observable ☐Not Applicable	**Exception:** Requirement does not apply. *See the Mechanical Systems list for values.*
6.5.3.3 [ME42][3]	Multiple zone VAV systems with DDC of individual zone boxes have static pressure setpoint reset controls.			☐Complies ☐Does Not ☐Not Observable ☐Not Applicable	**Exception:** Requirement does not apply. *See the Mechanical Systems list for values.*
6.5.3.3 [ME42][3]	Multiple zone VAV systems with DDC of individual zone boxes have static pressure setpoint reset controls.			☐Complies ☐Does Not ☐Not Observable ☐Not Applicable	**Exception:** Requirement does not apply. *See the Mechanical Systems list for values.*
6.5.3.3 [ME42][3]	Multiple zone VAV systems with DDC of individual zone boxes have static pressure setpoint reset controls.			☐Complies ☐Does Not ☐Not Observable ☐Not Applicable	**Exception:** Requirement does not apply. *See the Mechanical Systems list for values.*
6.5.3.3 [ME42][3]	Multiple zone VAV systems with DDC of individual zone boxes have static pressure setpoint reset controls.			☐Complies ☐Does Not ☐Not Observable ☐Not Applicable	**Exception:** Requirement does not apply. *See the Mechanical Systems list for values.*
6.5.3.3 [ME42][3]	Multiple zone VAV systems with DDC of individual zone boxes have static pressure setpoint reset controls.			☐Complies ☐Does Not ☐Not Observable ☐Not Applicable	**Exception:** Requirement does not apply. *See the Mechanical Systems list for values.*
6.5.3.3 [ME42][3]	Multiple zone VAV systems with DDC of individual zone boxes have static pressure setpoint reset controls.			☐Complies ☐Does Not ☐Not Observable ☐Not Applicable	**Exception:** Requirement does not apply. *See the Mechanical Systems list for values.*
6.5.3.3 [ME42][3]	Multiple zone VAV systems with DDC of individual zone boxes have static pressure setpoint reset controls.			☐Complies ☐Does Not ☐Not Observable ☐Not Applicable	**Exception:** Requirement does not apply. *See the Mechanical Systems list for values.*

1 High Impact (Tier 1) 2 Medium Impact (Tier 2) 3 Low Impact (Tier 3)

Section # & Req.ID	Mechanical Rough-In Inspection	Plans Verified Value	Field Verified Value	Complies?	Comments/Assumptions
6.5.3.3 [ME42][3]	Multiple zone VAV systems with DDC of individual zone boxes have static pressure setpoint reset controls.			☐Complies ☐Does Not ☐Not Observable ☐Not Applicable	**Exception:** Requirement does not apply. *See the Mechanical Systems list for values.*
6.5.3.3 [ME42][3]	Multiple zone VAV systems with DDC of individual zone boxes have static pressure setpoint reset controls.			☐Complies ☐Does Not ☐Not Observable ☐Not Applicable	**Exception:** Requirement does not apply. *See the Mechanical Systems list for values.*
6.5.3.3 [ME42][3]	Multiple zone VAV systems with DDC of individual zone boxes have static pressure setpoint reset controls.			☐Complies ☐Does Not ☐Not Observable ☐Not Applicable	**Exception:** Requirement does not apply. *See the Mechanical Systems list for values.*
6.5.3.3 [ME42][3]	Multiple zone VAV systems with DDC of individual zone boxes have static pressure setpoint reset controls.			☐Complies ☐Does Not ☐Not Observable ☐Not Applicable	**Exception:** Requirement does not apply. *See the Mechanical Systems list for values.*
6.5.3.3 [ME42][3]	Multiple zone VAV systems with DDC of individual zone boxes have static pressure setpoint reset controls.			☐Complies ☐Does Not ☐Not Observable ☐Not Applicable	**Exception:** Requirement does not apply. *See the Mechanical Systems list for values.*
6.5.3.3 [ME42][3]	Multiple zone VAV systems with DDC of individual zone boxes have static pressure setpoint reset controls.			☐Complies ☐Does Not ☐Not Observable ☐Not Applicable	**Exception:** Requirement does not apply. *See the Mechanical Systems list for values.*
6.5.3.3 [ME42][3]	Multiple zone VAV systems with DDC of individual zone boxes have static pressure setpoint reset controls.			☐Complies ☐Does Not ☐Not Observable ☐Not Applicable	**Exception:** Requirement does not apply. *See the Mechanical Systems list for values.*
6.5.3.3 [ME42][3]	Multiple zone VAV systems with DDC of individual zone boxes have static pressure setpoint reset controls.			☐Complies ☐Does Not ☐Not Observable ☐Not Applicable	**Exception:** Requirement does not apply. *See the Mechanical Systems list for values.*
6.5.3.3 [ME42][3]	Multiple zone VAV systems with DDC of individual zone boxes have static pressure setpoint reset controls.			☐Complies ☐Does Not ☐Not Observable ☐Not Applicable	**Exception:** Requirement does not apply. *See the Mechanical Systems list for values.*
6.5.3.3 [ME42][3]	Multiple zone VAV systems with DDC of individual zone boxes have static pressure setpoint reset controls.			☐Complies ☐Does Not ☐Not Observable ☐Not Applicable	**Exception:** Requirement does not apply. *See the Mechanical Systems list for values.*
6.5.3.3 [ME42][3]	Multiple zone VAV systems with DDC of individual zone boxes have static pressure setpoint reset controls.			☐Complies ☐Does Not ☐Not Observable ☐Not Applicable	**Exception:** Requirement does not apply. *See the Mechanical Systems list for values.*
6.5.3.3 [ME42][3]	Multiple zone VAV systems with DDC of individual zone boxes have static pressure setpoint reset controls.			☐Complies ☐Does Not ☐Not Observable ☐Not Applicable	**Exception:** Requirement does not apply. *See the Mechanical Systems list for values.*
6.5.3.3 [ME42][3]	Multiple zone VAV systems with DDC of individual zone boxes have static pressure setpoint reset controls.			☐Complies ☐Does Not ☐Not Observable ☐Not Applicable	**Exception:** Requirement does not apply. *See the Mechanical Systems list for values.*

1 High Impact (Tier 1) 2 Medium Impact (Tier 2) 3 Low Impact (Tier 3)

Section # & Req.ID	Mechanical Rough-In Inspection	Plans Verified Value	Field Verified Value	Complies?	Comments/Assumptions
6.5.3.3 [ME42][3]	Multiple zone VAV systems with DDC of individual zone boxes have static pressure setpoint reset controls.			☐Complies ☐Does Not ☐Not Observable ☐Not Applicable	**Exception:** Requirement does not apply. *See the Mechanical Systems list for values.*
6.5.3.3 [ME42][3]	Multiple zone VAV systems with DDC of individual zone boxes have static pressure setpoint reset controls.			☐Complies ☐Does Not ☐Not Observable ☐Not Applicable	**Exception:** Requirement does not apply. *See the Mechanical Systems list for values.*
6.5.3.3 [ME42][3]	Multiple zone VAV systems with DDC of individual zone boxes have static pressure setpoint reset controls.			☐Complies ☐Does Not ☐Not Observable ☐Not Applicable	**Exception:** Requirement does not apply. *See the Mechanical Systems list for values.*
6.5.3.3 [ME42][3]	Multiple zone VAV systems with DDC of individual zone boxes have static pressure setpoint reset controls.			☐Complies ☐Does Not ☐Not Observable ☐Not Applicable	**Exception:** Requirement does not apply. *See the Mechanical Systems list for values.*
6.5.3.3 [ME42][3]	Multiple zone VAV systems with DDC of individual zone boxes have static pressure setpoint reset controls.			☐Complies ☐Does Not ☐Not Observable ☐Not Applicable	**Exception:** Requirement does not apply. *See the Mechanical Systems list for values.*
6.5.3.3 [ME42][3]	Multiple zone VAV systems with DDC of individual zone boxes have static pressure setpoint reset controls.			☐Complies ☐Does Not ☐Not Observable ☐Not Applicable	**Exception:** Requirement does not apply. *See the Mechanical Systems list for values.*
6.5.3.3 [ME42][3]	Multiple zone VAV systems with DDC of individual zone boxes have static pressure setpoint reset controls.			☐Complies ☐Does Not ☐Not Observable ☐Not Applicable	**Exception:** Requirement does not apply. *See the Mechanical Systems list for values.*
6.5.3.3 [ME42][3]	Multiple zone VAV systems with DDC of individual zone boxes have static pressure setpoint reset controls.			☐Complies ☐Does Not ☐Not Observable ☐Not Applicable	**Exception:** Requirement does not apply. *See the Mechanical Systems list for values.*
6.5.3.3 [ME42][3]	Multiple zone VAV systems with DDC of individual zone boxes have static pressure setpoint reset controls.			☐Complies ☐Does Not ☐Not Observable ☐Not Applicable	**Exception:** Requirement does not apply. *See the Mechanical Systems list for values.*
6.5.3.3 [ME42][3]	Multiple zone VAV systems with DDC of individual zone boxes have static pressure setpoint reset controls.			☐Complies ☐Does Not ☐Not Observable ☐Not Applicable	**Exception:** Requirement does not apply. *See the Mechanical Systems list for values.*
6.5.3.3 [ME42][3]	Multiple zone VAV systems with DDC of individual zone boxes have static pressure setpoint reset controls.			☐Complies ☐Does Not ☐Not Observable ☐Not Applicable	**Exception:** Requirement does not apply. *See the Mechanical Systems list for values.*
6.5.3.3 [ME42][3]	Multiple zone VAV systems with DDC of individual zone boxes have static pressure setpoint reset controls.			☐Complies ☐Does Not ☐Not Observable ☐Not Applicable	**Exception:** Requirement does not apply. *See the Mechanical Systems list for values.*
6.5.3.3 [ME42][3]	Multiple zone VAV systems with DDC of individual zone boxes have static pressure setpoint reset controls.			☐Complies ☐Does Not ☐Not Observable ☐Not Applicable	**Exception:** Requirement does not apply. *See the Mechanical Systems list for values.*

1 High Impact (Tier 1) 2 Medium Impact (Tier 2) 3 Low Impact (Tier 3)

Section # & Req.ID	Mechanical Rough-In Inspection	Plans Verified Value	Field Verified Value	Complies?	Comments/Assumptions
6.5.3.3 [ME42][3]	Multiple zone VAV systems with DDC of individual zone boxes have static pressure setpoint reset controls.			☐Complies ☐Does Not ☐Not Observable ☐Not Applicable	**Exception:** Requirement does not apply. *See the Mechanical Systems list for values.*
6.5.3.3 [ME42][3]	Multiple zone VAV systems with DDC of individual zone boxes have static pressure setpoint reset controls.			☐Complies ☐Does Not ☐Not Observable ☐Not Applicable	**Exception:** Requirement does not apply. *See the Mechanical Systems list for values.*
6.5.3.3 [ME42][3]	Multiple zone VAV systems with DDC of individual zone boxes have static pressure setpoint reset controls.			☐Complies ☐Does Not ☐Not Observable ☐Not Applicable	**Exception:** Requirement does not apply. *See the Mechanical Systems list for values.*
6.5.3.3 [ME42][3]	Multiple zone VAV systems with DDC of individual zone boxes have static pressure setpoint reset controls.			☐Complies ☐Does Not ☐Not Observable ☐Not Applicable	**Exception:** Requirement does not apply. *See the Mechanical Systems list for values.*
6.5.4.1 [ME71][3]	System turndown requirement met through multiple single-input boilers, one or more modulating boilers, or a combination of single-input and modulating boilers. Boiler input between 1.0 MBtu/h and 5 MBtu/h has 3:1 turndown ratio, boiler input between 5.0 MBtu/h and 10 MBtu/h has 4:1 turndown ratio, boiler input > 10.0 MBtu/h has 5:1 turndown ratio.			☐Complies ☐Does Not ☐Not Observable ☐Not Applicable	Requirement will be met. *See the Mechanical Systems list for values.*
6.5.4.1 [ME71][3]	System turndown requirement met through multiple single-input boilers, one or more modulating boilers, or a combination of single-input and modulating boilers. Boiler input between 1.0 MBtu/h and 5 MBtu/h has 3:1 turndown ratio, boiler input between 5.0 MBtu/h and 10 MBtu/h has 4:1 turndown ratio, boiler input > 10.0 MBtu/h has 5:1 turndown ratio.			☐Complies ☐Does Not ☐Not Observable ☐Not Applicable	Requirement will be met. *See the Mechanical Systems list for values.*
6.5.4.1 [ME71][3]	System turndown requirement met through multiple single-input boilers, one or more modulating boilers, or a combination of single-input and modulating boilers. Boiler input between 1.0 MBtu/h and 5 MBtu/h has 3:1 turndown ratio, boiler input between 5.0 MBtu/h and 10 MBtu/h has 4:1 turndown ratio, boiler input > 10.0 MBtu/h has 5:1 turndown ratio.			☐Complies ☐Does Not ☐Not Observable ☐Not Applicable	Requirement will be met. *See the Mechanical Systems list for values.*

1 High Impact (Tier 1) 2 Medium Impact (Tier 2) 3 Low Impact (Tier 3)

NOTE: THIS PLAN IS APPROVED ONLY FOR WORK INDICATED ON THE APPLICATION SPECIFICATION SHEET. ALL OTHER MATTERS SHOWN ARE NOT TO BE RELIED UPON OR TO BE CONSIDERED AS EITHER BEING APPROVED OR IN ACCORDANCE WITH APPLICABLE CODES.

NOTE: TO THE BEST OF MY KNOWLEDGE, BELIEF AND PROFESSIONAL JUDGMENT, THESE PLANS AND SPECIFICATIONS ARE IN COMPLIANCE WITH 2016 NEW YORK CITY ENERGY CONSERVATION CODE (BY APPLICATION OF ASHRAE-90.1/2013)

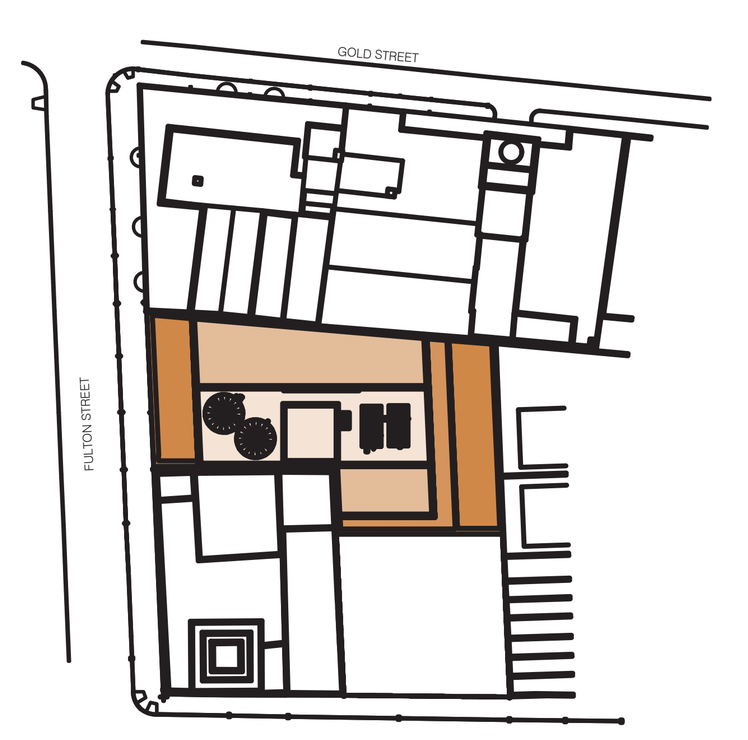

KEY PLAN

NOTES:

Number:	Date:	Revision:
5	09/22/2017	ISSUED TO DOB
4	01/06/2017	RE-SUBMISSION FOR EN COMMENTS
3	12/22/2016	RE-SUBMISSION FOR EN COMMENTS
2	11/07/16	Re-Submission of EN DWGs
1	07/06/2016	HUB FILING SET

Project:
130 WILLIAM STREET
130 WILLIAM STREET
NEW YORK, NY 10038

Client:
THE LIGHTSTONE GROUP
130 WILLIAM STREET PROPERTY OWNER LLC
460 PARK AVE, 13TH FLOOR
NEW YORK, NY 10022
(212) 616-9971

Architect:
HILL | WEST ARCHITECTS
11 BROADWAY
17TH FLOOR
NEW YORK, NY 10004
T. 212 213 8007

Creative Director
Adjaye Associates
415 Broadway, 3rd Fl.
New York, NY 10013
(212) 965-8477

Building Structures:
McNamara Salvia
62 West 45th Street, 11th Fl.
New York, NY 10036
(212) 246-9800

MEP Engineer:
Ventrop ECG, LLC
365 W 34th Street, 3rd Fl.
New York, NY 10001
(212) 244-5060

Exterior Facade Consultant:
Gilsanz Murray Steficek, LLP
129 West 27th Street, 5th Fl.
New York, NY 10001
(212) 254-0030

Landscape Architect:
Weintraub Diaz, LLC
19 New Street
Nyack, NY 10960
(845) 353-2500

Civil Engineer & Acoustic Consultant:
AKRF Engineering PC
440 Park Avenue South, 7th Fl.
New York, NY 10016
(646) 388-9829

IT & Security Consultant:
Anj Communications
133 Sunny Ridge Road
Harrison, New York 10528
(914) 967-1967

Pool Consultant:
Integrated Aquatics Engineering, Inc.
75 Shewell Ave
Doylestown, PA 18901
(215) 230-8623

Elevator Consultant:
Jenkins and Huntington
1251 Avenue of the Americas
New York, NY 10020
(212)-696-1818

DOB STAMPS & SIGNATURES:

Clara Gomez
NYC Buildings APPROVED
Under Directive 2 of 1975
Date: 11/06/2017:
NYC Development Hub

DWG TITLE:
ENERGY ANALYSIS

NB#121192903

SEAL & SIGNATURE:
STATE OF NEW YORK · WAILOON WONG · 095187 · LICENSED PROFESSIONAL ENGINEER

DATE: 11/19/15
PROJECT #: 2015-527
SCALE: NTS
EN-004.00
DWG NO.

Section # & Req.ID	Mechanical Rough-In Inspection	Plans Verified Value	Field Verified Value	Complies?	Comments/Assumptions
6.5.4.1 [ME71][3]	System turndown requirement met through multiple single-input boilers, one or more modulating boilers, or a combination of single-input and modulating boilers. Boiler input between 1.0 MBtu/h and 5 MBtu/h has 3:1 turndown ratio, boiler input between 5.0 MBtu/h and 10 MBtu/h has 4:1 turndown ratio, boiler input > 10.0 MBtu/h has 5:1 turndown ratio.			☐Complies ☐Does Not ☐Not Observable ☐Not Applicable	Requirement will be met. *See the Mechanical Systems list for values.*
6.5.4.2 [ME25][3]	HVAC pumping systems >10 hp designed for variable fluid flow.			☐Complies ☐Does Not ☐Not Observable ☐Not Applicable	Requirement will be met.
6.5.4.3, 6.5.4.3.1, 6.5.4.3.2 [ME26][3]	Fluid flow shutdown in pumping systems to multiple chillers or boilers when systems are shut down.			☐Complies ☐Does Not ☐Not Observable ☐Not Applicable	Requirement will be met.
6.5.4.3, 6.5.4.3.1, 6.5.4.3.2 [ME26][3]	Fluid flow shutdown in pumping systems to multiple chillers or boilers when systems are shut down.			☐Complies ☐Does Not ☐Not Observable ☐Not Applicable	Requirement will be met.
6.5.4.3, 6.5.4.3.1, 6.5.4.3.2 [ME26][3]	Fluid flow shutdown in pumping systems to multiple chillers or boilers when systems are shut down.			☐Complies ☐Does Not ☐Not Observable ☐Not Applicable	Requirement will be met.
6.5.4.3, 6.5.4.3.1, 6.5.4.3.2 [ME26][3]	Fluid flow shutdown in pumping systems to multiple chillers or boilers when systems are shut down.			☐Complies ☐Does Not ☐Not Observable ☐Not Applicable	Requirement will be met.
6.5.4.3, 6.5.4.3.1, 6.5.4.3.2 [ME26][3]	Fluid flow shutdown in pumping systems to multiple chillers or boilers when systems are shut down.			☐Complies ☐Does Not ☐Not Observable ☐Not Applicable	Requirement will be met.
6.5.4.3, 6.5.4.3.1, 6.5.4.3.2 [ME26][3]	Fluid flow shutdown in pumping systems to multiple chillers or boilers when systems are shut down.			☐Complies ☐Does Not ☐Not Observable ☐Not Applicable	Requirement will be met.
6.5.4.3, 6.5.4.3.1, 6.5.4.3.2 [ME26][3]	Fluid flow shutdown in pumping systems to multiple chillers or boilers when systems are shut down.			☐Complies ☐Does Not ☐Not Observable ☐Not Applicable	Requirement will be met.
6.5.4.4 [ME27][3]	Temperature reset by representative building loads in pumping systems >10 hp for chiller and boiler systems >300,000 Btu/h.			☐Complies ☐Does Not ☐Not Observable ☐Not Applicable	**Exception:** Hydronic systems using variable flow to reduce energy.

1 High Impact (Tier 1) 2 Medium Impact (Tier 2) 3 Low Impact (Tier 3)

Section # & Req.ID	Mechanical Rough-In Inspection	Plans Verified Value	Field Verified Value	Complies?	Comments/Assumptions
6.5.4.4 [ME27][3]	Temperature reset by representative building loads in pumping systems >10 hp for chiller and boiler systems >300,000 Btu/h.			☐Complies ☐Does Not ☐Not Observable ☐Not Applicable	**Exception:** Hydronic systems using variable flow to reduce energy.
6.5.4.4 [ME27][3]	Temperature reset by representative building loads in pumping systems >10 hp for chiller and boiler systems >300,000 Btu/h.			☐Complies ☐Does Not ☐Not Observable ☐Not Applicable	Requirement will be met.
6.5.4.4 [ME27][3]	Temperature reset by representative building loads in pumping systems >10 hp for chiller and boiler systems >300,000 Btu/h.			☐Complies ☐Does Not ☐Not Observable ☐Not Applicable	**Exception:** Hydronic systems using variable flow to reduce energy.
6.5.4.4 [ME27][3]	Temperature reset by representative building loads in pumping systems >10 hp for chiller and boiler systems >300,000 Btu/h.			☐Complies ☐Does Not ☐Not Observable ☐Not Applicable	**Exception:** Hydronic systems using variable flow to reduce energy.
6.5.4.4 [ME27][3]	Temperature reset by representative building loads in pumping systems >10 hp for chiller and boiler systems >300,000 Btu/h.			☐Complies ☐Does Not ☐Not Observable ☐Not Applicable	**Exception:** Hydronic systems using variable flow to reduce energy.
6.5.4.4 [ME27][3]	Temperature reset by representative building loads in pumping systems >10 hp for chiller and boiler systems >300,000 Btu/h.			☐Complies ☐Does Not ☐Not Observable ☐Not Applicable	**Exception:** Hydronic systems using variable flow to reduce energy.
6.5.4.5.1 [ME28][3]	Two-position automatic valve interlocked to shut off water flow when hydronic heat pump with pumping system >10 hp is off.			☐Complies ☐Does Not ☐Not Observable ☐Not Applicable	Requirement will be met.
6.5.4.5.1 [ME28][3]	Two-position automatic valve interlocked to shut off water flow when hydronic heat pump with pumping system >10 hp is off.			☐Complies ☐Does Not ☐Not Observable ☐Not Applicable	Requirement will be met.
6.5.4.5.1 [ME28][3]	Two-position automatic valve interlocked to shut off water flow when hydronic heat pump with pumping system >10 hp is off.			☐Complies ☐Does Not ☐Not Observable ☐Not Applicable	Requirement will be met.
6.5.4.5.1 [ME28][3]	Two-position automatic valve interlocked to shut off water flow when hydronic heat pump with pumping system >10 hp is off.			☐Complies ☐Does Not ☐Not Observable ☐Not Applicable	Requirement will be met.
6.5.4.5.2 [ME44][3]	Hydronic heat pumps and water-cooled unitary air conditioners with pump systems >5 hp have controls or devices to reduce pump motor demand.			☐Complies ☐Does Not ☐Not Observable ☐Not Applicable	Requirement will be met.
6.5.4.5.2 [ME44][3]	Hydronic heat pumps and water-cooled unitary air conditioners with pump systems >5 hp have controls or devices to reduce pump motor demand.			☐Complies ☐Does Not ☐Not Observable ☐Not Applicable	Requirement will be met.

1 High Impact (Tier 1) 2 Medium Impact (Tier 2) 3 Low Impact (Tier 3)

Section # & Req.ID	Mechanical Rough-In Inspection	Plans Verified Value	Field Verified Value	Complies?	Comments/Assumptions
6.5.4.5.2 [ME44][3]	Hydronic heat pumps and water-cooled unitary air conditioners with pump systems >5 hp have controls or devices to reduce pump motor demand.			☐Complies ☐Does Not ☐Not Observable ☐Not Applicable	**Exception:** Requirement does not apply.
6.5.4.5.2 [ME44][3]	Hydronic heat pumps and water-cooled unitary air conditioners with pump systems >5 hp have controls or devices to reduce pump motor demand.			☐Complies ☐Does Not ☐Not Observable ☐Not Applicable	**Exception:** Requirement does not apply.
6.5.4.6 [ME79][3]	Chilled-water and condenser water piping sized according to design flow rate and total annual hours of operation (Table 6.5.4.6).			☐Complies ☐Does Not ☐Not Observable ☐Not Applicable	**Exception:** Requirement does not apply.
6.5.4.6 [ME79][3]	Chilled-water and condenser water piping sized according to design flow rate and total annual hours of operation (Table 6.5.4.6).			☐Complies ☐Does Not ☐Not Observable ☐Not Applicable	**Exception:** Requirement does not apply.
6.5.4.6 [ME79][3]	Chilled-water and condenser water piping sized according to design flow rate and total annual hours of operation (Table 6.5.4.6).			☐Complies ☐Does Not ☐Not Observable ☐Not Applicable	**Exception:** Requirement does not apply.
6.5.4.6 [ME79][3]	Chilled-water and condenser water piping sized according to design flow rate and total annual hours of operation (Table 6.5.4.6).			☐Complies ☐Does Not ☐Not Observable ☐Not Applicable	**Exception:** Requirement does not apply.
6.5.6.1 [ME56][1]	Exhaust air energy recovery on systems meeting Tables 6.5.6.1-1, and 6.5.6.1-2.			☐Complies ☐Does Not ☐Not Observable ☐Not Applicable	Requirement will be met.
6.5.7.1.1 [ME32][2]	Kitchen hoods >5,000 cfm have make up air >=50% of exhaust air volume.			☐Complies ☐Does Not ☐Not Observable ☐Not Applicable	**Exception:** Requirement does not apply.
6.5.7.1.2 [ME46][3]	Conditioned supply air to space with a kitchen hood shall not exceed the greater of a) supply flow required to meet space heating or cooling, or b) hood exhaust flow minus the available air transfer from available spaces.			☐Complies ☐Does Not ☐Not Observable ☐Not Applicable	**Exception:** Requirement does not apply.
6.5.7.1.2 [ME46][3]	Conditioned supply air to space with a kitchen hood shall not exceed the greater of a) supply flow required to meet space heating or cooling, or b) hood exhaust flow minus the available air transfer from available spaces.			☐Complies ☐Does Not ☐Not Observable ☐Not Applicable	**Exception:** Requirement does not apply.
6.5.7.1.2 [ME46][3]	Conditioned supply air to space with a kitchen hood shall not exceed the greater of a) supply flow required to meet space heating or cooling, or b) hood exhaust flow minus the available air transfer from available spaces.			☐Complies ☐Does Not ☐Not Observable ☐Not Applicable	**Exception:** Requirement does not apply.

1 High Impact (Tier 1) 2 Medium Impact (Tier 2) 3 Low Impact (Tier 3)

Section # & Req.ID	Mechanical Rough-In Inspection	Plans Verified Value	Field Verified Value	Complies?	Comments/Assumptions
6.5.7.1.2 [ME46][3]	Conditioned supply air to space with a kitchen hood shall not exceed the greater of a) supply flow required to meet space heating or cooling, or b) hood exhaust flow minus the available air transfer from available spaces.			☐Complies ☐Does Not ☐Not Observable ☐Not Applicable	**Exception:** Requirement does not apply.
6.5.7.1.2 [ME46][3]	Conditioned supply air to space with a kitchen hood shall not exceed the greater of a) supply flow required to meet space heating or cooling, or b) hood exhaust flow minus the available air transfer from available spaces.			☐Complies ☐Does Not ☐Not Observable ☐Not Applicable	**Exception:** Requirement does not apply.
6.5.7.1.2 [ME46][3]	Conditioned supply air to space with a kitchen hood shall not exceed the greater of a) supply flow required to meet space heating or cooling, or b) hood exhaust flow minus the available air transfer from available spaces.			☐Complies ☐Does Not ☐Not Observable ☐Not Applicable	**Exception:** Requirement does not apply.
6.5.7.1.2 [ME46][3]	Conditioned supply air to space with a kitchen hood shall not exceed the greater of a) supply flow required to meet space heating or cooling, or b) hood exhaust flow minus the available air transfer from available spaces.			☐Complies ☐Does Not ☐Not Observable ☐Not Applicable	**Exception:** Requirement does not apply.
6.5.7.1.2 [ME46][3]	Conditioned supply air to space with a kitchen hood shall not exceed the greater of a) supply flow required to meet space heating or cooling, or b) hood exhaust flow minus the available air transfer from available spaces.			☐Complies ☐Does Not ☐Not Observable ☐Not Applicable	**Exception:** Requirement does not apply.
6.5.7.1.2 [ME46][3]	Conditioned supply air to space with a kitchen hood shall not exceed the greater of a) supply flow required to meet space heating or cooling, or b) hood exhaust flow minus the available air transfer from available spaces.			☐Complies ☐Does Not ☐Not Observable ☐Not Applicable	**Exception:** Requirement does not apply.
6.5.7.1.2 [ME46][3]	Conditioned supply air to space with a kitchen hood shall not exceed the greater of a) supply flow required to meet space heating or cooling, or b) hood exhaust flow minus the available air transfer from available spaces.			☐Complies ☐Does Not ☐Not Observable ☐Not Applicable	**Exception:** Requirement does not apply.
6.5.7.1.2 [ME46][3]	Conditioned supply air to space with a kitchen hood shall not exceed the greater of a) supply flow required to meet space heating or cooling, or b) hood exhaust flow minus the available air transfer from available spaces.			☐Complies ☐Does Not ☐Not Observable ☐Not Applicable	**Exception:** Requirement does not apply.

1 High Impact (Tier 1) 2 Medium Impact (Tier 2) 3 Low Impact (Tier 3)

Section # & Req.ID	Mechanical Rough-In Inspection	Plans Verified Value	Field Verified Value	Complies?	Comments/Assumptions
6.5.7.1.2 [ME46][3]	Conditioned supply air to space with a kitchen hood shall not exceed the greater of a) supply flow required to meet space heating or cooling, or b) hood exhaust flow minus the available air transfer from available spaces.			☐Complies ☐Does Not ☐Not Observable ☐Not Applicable	**Exception:** Requirement does not apply.
6.5.7.1.2 [ME46][3]	Conditioned supply air to space with a kitchen hood shall not exceed the greater of a) supply flow required to meet space heating or cooling, or b) hood exhaust flow minus the available air transfer from available spaces.			☐Complies ☐Does Not ☐Not Observable ☐Not Applicable	**Exception:** Requirement does not apply.
6.5.7.1.2 [ME46][3]	Conditioned supply air to space with a kitchen hood shall not exceed the greater of a) supply flow required to meet space heating or cooling, or b) hood exhaust flow minus the available air transfer from available spaces.			☐Complies ☐Does Not ☐Not Observable ☐Not Applicable	**Exception:** Requirement does not apply.
6.5.7.1.2 [ME46][3]	Conditioned supply air to space with a kitchen hood shall not exceed the greater of a) supply flow required to meet space heating or cooling, or b) hood exhaust flow minus the available air transfer from available spaces.			☐Complies ☐Does Not ☐Not Observable ☐Not Applicable	**Exception:** Requirement does not apply.
6.5.7.1.2 [ME46][3]	Conditioned supply air to space with a kitchen hood shall not exceed the greater of a) supply flow required to meet space heating or cooling, or b) hood exhaust flow minus the available air transfer from available spaces.			☐Complies ☐Does Not ☐Not Observable ☐Not Applicable	**Exception:** Requirement does not apply.
6.5.7.1.2 [ME46][3]	Conditioned supply air to space with a kitchen hood shall not exceed the greater of a) supply flow required to meet space heating or cooling, or b) hood exhaust flow minus the available air transfer from available spaces.			☐Complies ☐Does Not ☐Not Observable ☐Not Applicable	**Exception:** Requirement does not apply.
6.5.7.1.2 [ME46][3]	Conditioned supply air to space with a kitchen hood shall not exceed the greater of a) supply flow required to meet space heating or cooling, or b) hood exhaust flow minus the available air transfer from available spaces.			☐Complies ☐Does Not ☐Not Observable ☐Not Applicable	**Exception:** Requirement does not apply.
6.5.7.1.2 [ME46][3]	Conditioned supply air to space with a kitchen hood shall not exceed the greater of a) supply flow required to meet space heating or cooling, or b) hood exhaust flow minus the available air transfer from available spaces.			☐Complies ☐Does Not ☐Not Observable ☐Not Applicable	**Exception:** Requirement does not apply.

1 High Impact (Tier 1) 2 Medium Impact (Tier 2) 3 Low Impact (Tier 3)

Section # & Req.ID	Mechanical Rough-In Inspection	Plans Verified Value	Field Verified Value	Complies?	Comments/Assumptions
6.5.7.1.2 [ME46][3]	Conditioned supply air to space with a kitchen hood shall not exceed the greater of a) supply flow required to meet space heating or cooling, or b) hood exhaust flow minus the available air transfer from available spaces.			☐Complies ☐Does Not ☐Not Observable ☐Not Applicable	**Exception:** Requirement does not apply.
6.5.7.1.2 [ME46][3]	Conditioned supply air to space with a kitchen hood shall not exceed the greater of a) supply flow required to meet space heating or cooling, or b) hood exhaust flow minus the available air transfer from available spaces.			☐Complies ☐Does Not ☐Not Observable ☐Not Applicable	**Exception:** Requirement does not apply.
6.5.7.1.2 [ME46][3]	Conditioned supply air to space with a kitchen hood shall not exceed the greater of a) supply flow required to meet space heating or cooling, or b) hood exhaust flow minus the available air transfer from available spaces.			☐Complies ☐Does Not ☐Not Observable ☐Not Applicable	**Exception:** Requirement does not apply.
6.5.7.1.2 [ME46][3]	Conditioned supply air to space with a kitchen hood shall not exceed the greater of a) supply flow required to meet space heating or cooling, or b) hood exhaust flow minus the available air transfer from available spaces.			☐Complies ☐Does Not ☐Not Observable ☐Not Applicable	**Exception:** Requirement does not apply.
6.5.7.1.2 [ME46][3]	Conditioned supply air to space with a kitchen hood shall not exceed the greater of a) supply flow required to meet space heating or cooling, or b) hood exhaust flow minus the available air transfer from available spaces.			☐Complies ☐Does Not ☐Not Observable ☐Not Applicable	**Exception:** Requirement does not apply.
6.5.7.1.2 [ME46][3]	Conditioned supply air to space with a kitchen hood shall not exceed the greater of a) supply flow required to meet space heating or cooling, or b) hood exhaust flow minus the available air transfer from available spaces.			☐Complies ☐Does Not ☐Not Observable ☐Not Applicable	**Exception:** Requirement does not apply.
6.5.7.1.2 [ME46][3]	Conditioned supply air to space with a kitchen hood shall not exceed the greater of a) supply flow required to meet space heating or cooling, or b) hood exhaust flow minus the available air transfer from available spaces.			☐Complies ☐Does Not ☐Not Observable ☐Not Applicable	**Exception:** Requirement does not apply.
6.5.7.1.2 [ME46][3]	Conditioned supply air to space with a kitchen hood shall not exceed the greater of a) supply flow required to meet space heating or cooling, or b) hood exhaust flow minus the available air transfer from available spaces.			☐Complies ☐Does Not ☐Not Observable ☐Not Applicable	**Exception:** Requirement does not apply.

1 High Impact (Tier 1) 2 Medium Impact (Tier 2) 3 Low Impact (Tier 3)

Section # & Req.ID	Mechanical Rough-In Inspection	Plans Verified Value	Field Verified Value	Complies?	Comments/Assumptions
6.5.7.1.2 [ME46][3]	Conditioned supply air to space with a kitchen hood shall not exceed the greater of a) supply flow required to meet space heating or cooling, or b) hood exhaust flow minus the available air transfer from available spaces.			☐Complies ☐Does Not ☐Not Observable ☐Not Applicable	**Exception:** Requirement does not apply.
6.5.7.1.2 [ME46][3]	Conditioned supply air to space with a kitchen hood shall not exceed the greater of a) supply flow required to meet space heating or cooling, or b) hood exhaust flow minus the available air transfer from available spaces.			☐Complies ☐Does Not ☐Not Observable ☐Not Applicable	**Exception:** Requirement does not apply.
6.5.7.1.2 [ME46][3]	Conditioned supply air to space with a kitchen hood shall not exceed the greater of a) supply flow required to meet space heating or cooling, or b) hood exhaust flow minus the available air transfer from available spaces.			☐Complies ☐Does Not ☐Not Observable ☐Not Applicable	**Exception:** Requirement does not apply.
6.5.7.1.2 [ME46][3]	Conditioned supply air to space with a kitchen hood shall not exceed the greater of a) supply flow required to meet space heating or cooling, or b) hood exhaust flow minus the available air transfer from available spaces.			☐Complies ☐Does Not ☐Not Observable ☐Not Applicable	**Exception:** Requirement does not apply.
6.5.7.1.2 [ME46][3]	Conditioned supply air to space with a kitchen hood shall not exceed the greater of a) supply flow required to meet space heating or cooling, or b) hood exhaust flow minus the available air transfer from available spaces.			☐Complies ☐Does Not ☐Not Observable ☐Not Applicable	**Exception:** Requirement does not apply.
6.5.7.1.2 [ME46][3]	Conditioned supply air to space with a kitchen hood shall not exceed the greater of a) supply flow required to meet space heating or cooling, or b) hood exhaust flow minus the available air transfer from available spaces.			☐Complies ☐Does Not ☐Not Observable ☐Not Applicable	**Exception:** Requirement does not apply.
6.5.7.1.2 [ME46][3]	Conditioned supply air to space with a kitchen hood shall not exceed the greater of a) supply flow required to meet space heating or cooling, or b) hood exhaust flow minus the available air transfer from available spaces.			☐Complies ☐Does Not ☐Not Observable ☐Not Applicable	**Exception:** Requirement does not apply.
6.5.7.1.2 [ME46][3]	Conditioned supply air to space with a kitchen hood shall not exceed the greater of a) supply flow required to meet space heating or cooling, or b) hood exhaust flow minus the available air transfer from available spaces.			☐Complies ☐Does Not ☐Not Observable ☐Not Applicable	**Exception:** Requirement does not apply.

1 High Impact (Tier 1) 2 Medium Impact (Tier 2) 3 Low Impact (Tier 3)

Section # & Req.ID	Mechanical Rough-In Inspection	Plans Verified Value	Field Verified Value	Complies?	Comments/Assumptions
6.5.7.1.2 [ME46][3]	Conditioned supply air to space with a kitchen hood shall not exceed the greater of a) supply flow required to meet space heating or cooling, or b) hood exhaust flow minus the available air transfer from available spaces.			☐Complies ☐Does Not ☐Not Observable ☐Not Applicable	**Exception:** Requirement does not apply.
6.5.7.1.2 [ME46][3]	Conditioned supply air to space with a kitchen hood shall not exceed the greater of a) supply flow required to meet space heating or cooling, or b) hood exhaust flow minus the available air transfer from available spaces.			☐Complies ☐Does Not ☐Not Observable ☐Not Applicable	**Exception:** Requirement does not apply.
6.5.7.1.2 [ME46][3]	Conditioned supply air to space with a kitchen hood shall not exceed the greater of a) supply flow required to meet space heating or cooling, or b) hood exhaust flow minus the available air transfer from available spaces.			☐Complies ☐Does Not ☐Not Observable ☐Not Applicable	**Exception:** Requirement does not apply.
6.5.7.1.5 [ME49][3]	Approved field test used to evaluate design air flow rates and demonstrate proper capture and containment of kitchen exhaust systems.			☐Complies ☐Does Not ☐Not Observable ☐Not Applicable	**Exception:** Requirement does not apply.
6.5.8.1 [ME34][2]	Unenclosed spaces that are heated use only radiant heat.			☐Complies ☐Does Not ☐Not Observable ☐Not Applicable	**Exception:** Requirement does not apply.
6.5.9 [ME35][1]	Hot gas bypass limited to: <=240 kBtu/h – 15% >240 kBtu/h – 10%			☐Complies ☐Does Not ☐Not Observable ☐Not Applicable	Requirement will be met.
6.5.9 [ME35][1]	Hot gas bypass limited to: <=240 kBtu/h – 15% >240 kBtu/h – 10%			☐Complies ☐Does Not ☐Not Observable ☐Not Applicable	Requirement will be met.
6.5.9 [ME35][1]	Hot gas bypass limited to: <=240 kBtu/h – 15% >240 kBtu/h – 10%			☐Complies ☐Does Not ☐Not Observable ☐Not Applicable	Requirement will be met.
6.4.3.9 [ME63][2]	Heating for vestibules and air curtains include automatic controls that shut off the heating system when outdoor air temperatures > 45F. Vestibule heating systems controlled by a thermostat in the vestibule with setpoint <= 60F.			☐Complies ☐Does Not ☐Not Observable ☐Not Applicable	**Exception:** Requirement does not apply.
6.5.10 [ME73][3]	Doors separating conditioned space from the outdoors have controls that disable/reset heating and cooling system when open.			☐Complies ☐Does Not ☐Not Observable ☐Not Applicable	**Exception:** Building entrances have automatic closing devices.

Additional Comments/Assumptions:

1 High Impact (Tier 1) 2 Medium Impact (Tier 2) 3 Low Impact (Tier 3)

NOTE: THIS PLAN IS APPROVED ONLY FOR WORK INDICATED ON THE APPLICATION SPECIFICATION SHEET. ALL OTHER MATTERS SHOWN ARE NOT TO BE RELIED UPON OR TO BE CONSIDERED AS EITHER BEING APPROVED OR IN ACCORDANCE WITH APPLICABLE CODES.

NOTE: TO THE BEST OF MY KNOWLEDGE, BELIEF AND PROFESSIONAL JUDGMENT, THESE PLANS AND SPECIFICATIONS ARE IN COMPLIANCE WITH 2016 NEW YORK CITY ENERGY CONSERVATION CODE (BY APPLICATION OF ASHRAE–90.1/2013)

DEPT OF BLDGS 121192903 Job Number
ES576785036 Scan Code

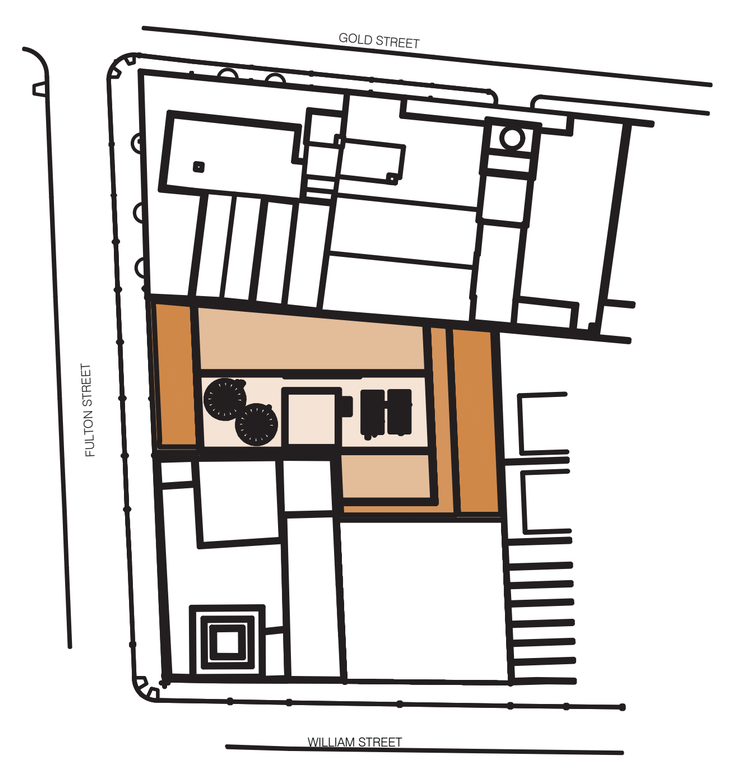

KEY PLAN

NOTES:

Number:	Date:	Revision:
5	09/22/2017	ISSUED TO DOB
4	01/06/2017	RE-SUBMISSION FOR EN COMMENTS
3	12/22/2016	RE-SUBMISSION FOR EN COMMENTS
2	11/07/16	Re-Submission of EN DWGs
1	07/06/2016	HUB FILING SET

Project:
130 WILLIAM STREET
130 WILLIAM STREET
NEW YORK, NY 10038

Client:
THE LIGHTSTONE GROUP
130 WILLIAM STREET PROPERTY OWNER LLC
460 PARK AVE, 13TH FLOOR
NEW YORK, NY 10022
(212) 616-9971

Architect:
HILL | WEST ARCHITECTS
11 BROADWAY
17TH FLOOR
NEW YORK, NY 10004
T. 212 213 8007

Creative Director
Adjaye Associates
415 Broadway, 3rd Fl.
New York, NY 10013
(212) 965-8477

Building Structures:
McNamara Salvia
62 West 45th Street, 11th Fl.
New York, NY 10036
(212) 246-9800

MEP Engineer:
Ventrop ECG, LLC
365 W 34th Street, 3rd Fl.
New York, NY 10001
(212) 244-5060

Exterior Facade Consultant:
Gilsanz Murray Steficek, LLP
129 West 27th Street, 5th Fl.
New York, NY 10001
(212) 254-0030

Landscape Architect:
Weintraub Diaz, LLC
19 New Street
Nyack, NY 10960
(845) 353-2500

Civil Engineer & Acoustic Consultant:
AKRF Engineering PC
440 Park Avenue South, 7th Fl.
New York, NY 10016
(646) 388-9829

IT & Security Consultant:
Anj Communications
133 Sunny Ridge Road
Harrison, New York 10528
(914) 967-1967

Pool Consultant:
Integrated Aquatics Engineering, Inc.
75 Shewell Ave
Doylestown, PA 18901
(215) 230-8623

Elevator Consultant:
Jenkins and Huntington
1251 Avenue of the Americas
New York, NY 10020
(212)-696-1818

DOB STAMPS & SIGNATURES:

Clara Gomez
NYC Buildings
APPROVED
Under Directive 2 of 1975
Date: 11/06/2017:
NYC Development Hub

DWG TITLE:
ENERGY ANALYSIS

NB#121192903

SEAL & SIGNATURE:
STATE OF NEW YORK · WAILOON WONG · LICENSED PROFESSIONAL ENGINEER · 095187

DATE: 11/19/15
PROJECT #: 2015-527
SCALE: NTS
EN-005.00
DWG NO.

DEPT OF BLDGS 121192903 Job Number
ES016160119 Scan Code

Section # & Req.ID	Rough-In Electrical Inspection	Complies?	Comments/Assumptions
8.4.2 [EL10][2]	At least 50% of all 125 volt 15- and 20-Amp receptacles are controlled by an automatic control device.	☐Complies ☐Does Not ☐Not Observable ☐Not Applicable	Requirement will be met.
10.4.1 [EL9][2]	Electric motors meet requirements where applicable.	☐Complies ☐Does Not ☐Not Observable ☐Not Applicable	Requirement will be met.

Additional Comments/Assumptions:

Section # & Req.ID	Final Inspection	Complies?	Comments/Assumptions
6.4.3.1.2 [FI3][3]	Thermostatic controls have a 5 °F deadband.	☐Complies ☐Does Not ☐Not Observable ☐Not Applicable	Requirement will be met.
6.4.3.2 [FI20][3]	Temperature controls have setpoint overlap restrictions.	☐Complies ☐Does Not ☐Not Observable ☐Not Applicable	Requirement will be met.
6.4.3.3.1 [FI21][3]	HVAC systems equipped with at least one automatic shutdown control.	☐Complies ☐Does Not ☐Not Observable ☐Not Applicable	Requirement will be met.
6.4.3.3.2 [FI22][3]	Setback controls allow automatic restart and temporary operation as required for maintenance.	☐Complies ☐Does Not ☐Not Observable ☐Not Applicable	Requirement will be met.
6.4.3.5 [FI5][3]	Heat pump controls prevent supplemental electric resistance heat from coming on when not needed.	☐Complies ☐Does Not ☐Not Observable ☐Not Applicable	**Exception:** Heat pumps regulated by and meeting NAECA requirements and using internal electric resistance heating.
6.4.3.5 [FI5][3]	Heat pump controls prevent supplemental electric resistance heat from coming on when not needed.	☐Complies ☐Does Not ☐Not Observable ☐Not Applicable	**Exception:** Heat pumps regulated by and meeting NAECA requirements and using internal electric resistance heating.
6.4.3.5 [FI5][3]	Heat pump controls prevent supplemental electric resistance heat from coming on when not needed.	☐Complies ☐Does Not ☐Not Observable ☐Not Applicable	**Exception:** Heat pumps regulated by and meeting NAECA requirements and using internal electric resistance heating.
6.4.3.5 [FI5][3]	Heat pump controls prevent supplemental electric resistance heat from coming on when not needed.	☐Complies ☐Does Not ☐Not Observable ☐Not Applicable	**Exception:** Heat pumps regulated by and meeting NAECA requirements and using internal electric resistance heating.
6.4.3.5 [FI5][3]	Heat pump controls prevent supplemental electric resistance heat from coming on when not needed.	☐Complies ☐Does Not ☐Not Observable ☐Not Applicable	**Exception:** Heat pumps regulated by and meeting NAECA requirements and using internal electric resistance heating.
6.4.3.5 [FI5][3]	Heat pump controls prevent supplemental electric resistance heat from coming on when not needed.	☐Complies ☐Does Not ☐Not Observable ☐Not Applicable	**Exception:** Heat pumps regulated by and meeting NAECA requirements and using internal electric resistance heating.
6.4.3.5 [FI5][3]	Heat pump controls prevent supplemental electric resistance heat from coming on when not needed.	☐Complies ☐Does Not ☐Not Observable ☐Not Applicable	**Exception:** Heat pumps regulated by and meeting NAECA requirements and using internal electric resistance heating.
6.4.3.5 [FI5][3]	Heat pump controls prevent supplemental electric resistance heat from coming on when not needed.	☐Complies ☐Does Not ☐Not Observable ☐Not Applicable	**Exception:** Heat pumps regulated by and meeting NAECA requirements and using internal electric resistance heating.
6.4.3.5 [FI5][3]	Heat pump controls prevent supplemental electric resistance heat from coming on when not needed.	☐Complies ☐Does Not ☐Not Observable ☐Not Applicable	**Exception:** Heat pumps regulated by and meeting NAECA requirements and using internal electric resistance heating.

Section # & Req.ID	Final Inspection	Complies?	Comments/Assumptions
6.4.3.5 [FI5][3]	Heat pump controls prevent supplemental electric resistance heat from coming on when not needed.	☐Complies ☐Does Not ☐Not Observable ☐Not Applicable	**Exception:** Heat pumps regulated by and meeting NAECA requirements and using internal electric resistance heating.
6.4.3.5 [FI5][3]	Heat pump controls prevent supplemental electric resistance heat from coming on when not needed.	☐Complies ☐Does Not ☐Not Observable ☐Not Applicable	**Exception:** Heat pumps regulated by and meeting NAECA requirements and using internal electric resistance heating.
6.4.3.5 [FI5][3]	Heat pump controls prevent supplemental electric resistance heat from coming on when not needed.	☐Complies ☐Does Not ☐Not Observable ☐Not Applicable	**Exception:** Heat pumps regulated by and meeting NAECA requirements and using internal electric resistance heating.
6.4.3.5 [FI5][3]	Heat pump controls prevent supplemental electric resistance heat from coming on when not needed.	☐Complies ☐Does Not ☐Not Observable ☐Not Applicable	**Exception:** Heat pumps regulated by and meeting NAECA requirements and using internal electric resistance heating.
6.4.3.5 [FI5][3]	Heat pump controls prevent supplemental electric resistance heat from coming on when not needed.	☐Complies ☐Does Not ☐Not Observable ☐Not Applicable	**Exception:** Heat pumps regulated by and meeting NAECA requirements and using internal electric resistance heating.
6.4.3.5 [FI5][3]	Heat pump controls prevent supplemental electric resistance heat from coming on when not needed.	☐Complies ☐Does Not ☐Not Observable ☐Not Applicable	**Exception:** Heat pumps regulated by and meeting NAECA requirements and using internal electric resistance heating.
6.4.3.5 [FI5][3]	Heat pump controls prevent supplemental electric resistance heat from coming on when not needed.	☐Complies ☐Does Not ☐Not Observable ☐Not Applicable	**Exception:** Heat pumps regulated by and meeting NAECA requirements and using internal electric resistance heating.
6.4.3.5 [FI5][3]	Heat pump controls prevent supplemental electric resistance heat from coming on when not needed.	☐Complies ☐Does Not ☐Not Observable ☐Not Applicable	**Exception:** Heat pumps regulated by and meeting NAECA requirements and using internal electric resistance heating.
6.4.3.5 [FI5][3]	Heat pump controls prevent supplemental electric resistance heat from coming on when not needed.	☐Complies ☐Does Not ☐Not Observable ☐Not Applicable	**Exception:** Heat pumps regulated by and meeting NAECA requirements and using internal electric resistance heating.
6.4.3.5 [FI5][3]	Heat pump controls prevent supplemental electric resistance heat from coming on when not needed.	☐Complies ☐Does Not ☐Not Observable ☐Not Applicable	**Exception:** Heat pumps regulated by and meeting NAECA requirements and using internal electric resistance heating.
6.4.3.5 [FI5][3]	Heat pump controls prevent supplemental electric resistance heat from coming on when not needed.	☐Complies ☐Does Not ☐Not Observable ☐Not Applicable	**Exception:** Heat pumps regulated by and meeting NAECA requirements and using internal electric resistance heating.
6.4.3.5 [FI5][3]	Heat pump controls prevent supplemental electric resistance heat from coming on when not needed.	☐Complies ☐Does Not ☐Not Observable ☐Not Applicable	**Exception:** Heat pumps regulated by and meeting NAECA requirements and using internal electric resistance heating.
6.4.3.5 [FI5][3]	Heat pump controls prevent supplemental electric resistance heat from coming on when not needed.	☐Complies ☐Does Not ☐Not Observable ☐Not Applicable	**Exception:** Heat pumps regulated by and meeting NAECA requirements and using internal electric resistance heating.

Section # & Req.ID	Final Inspection	Complies?	Comments/Assumptions
6.4.3.5 [FI5][3]	Heat pump controls prevent supplemental electric resistance heat from coming on when not needed.	☐Complies ☐Does Not ☐Not Observable ☐Not Applicable	**Exception:** Heat pumps regulated by and meeting NAECA requirements and using internal electric resistance heating.
6.4.3.5 [FI5][3]	Heat pump controls prevent supplemental electric resistance heat from coming on when not needed.	☐Complies ☐Does Not ☐Not Observable ☐Not Applicable	**Exception:** Heat pumps regulated by and meeting NAECA requirements and using internal electric resistance heating.
6.4.3.5 [FI5][3]	Heat pump controls prevent supplemental electric resistance heat from coming on when not needed.	☐Complies ☐Does Not ☐Not Observable ☐Not Applicable	**Exception:** Heat pumps regulated by and meeting NAECA requirements and using internal electric resistance heating.
6.4.3.5 [FI5][3]	Heat pump controls prevent supplemental electric resistance heat from coming on when not needed.	☐Complies ☐Does Not ☐Not Observable ☐Not Applicable	**Exception:** Heat pumps regulated by and meeting NAECA requirements and using internal electric resistance heating.
6.4.3.5 [FI5][3]	Heat pump controls prevent supplemental electric resistance heat from coming on when not needed.	☐Complies ☐Does Not ☐Not Observable ☐Not Applicable	**Exception:** Heat pumps regulated by and meeting NAECA requirements and using internal electric resistance heating.
6.4.3.5 [FI5][3]	Heat pump controls prevent supplemental electric resistance heat from coming on when not needed.	☐Complies ☐Does Not ☐Not Observable ☐Not Applicable	**Exception:** Heat pumps regulated by and meeting NAECA requirements and using internal electric resistance heating.
6.4.3.5 [FI5][3]	Heat pump controls prevent supplemental electric resistance heat from coming on when not needed.	☐Complies ☐Does Not ☐Not Observable ☐Not Applicable	**Exception:** Heat pumps regulated by and meeting NAECA requirements and using internal electric resistance heating.
6.4.3.5 [FI5][3]	Heat pump controls prevent supplemental electric resistance heat from coming on when not needed.	☐Complies ☐Does Not ☐Not Observable ☐Not Applicable	**Exception:** Heat pumps regulated by and meeting NAECA requirements and using internal electric resistance heating.
6.4.3.6 [FI6][3]	When humidification and dehumidification are provided to a zone, simultaneous operation is prohibited. Humidity control prohibits the use of fossil fuel or electricity to produce RH > 30% in the warmest zone humidified and RH < 60% in the coldest zone dehumidified.	☐Complies ☐Does Not ☐Not Observable ☐Not Applicable	Requirement will be met.
6.7.2.1 [FI7][3]	Furnished HVAC as-built drawings submitted within 90 days of system acceptance.	☐Complies ☐Does Not ☐Not Observable ☐Not Applicable	Requirement will be met.
6.7.2.2 [FI8][3]	Furnished O&M manuals for HVAC systems within 90 days of system acceptance.	☐Complies ☐Does Not ☐Not Observable ☐Not Applicable	Requirement will be met.
6.7.2.3 [FI9][1]	An air and/or hydronic system balancing report is provided for HVAC systems serving zones >5,000 ft2 of conditioned area.	☐Complies ☐Does Not ☐Not Observable ☐Not Applicable	Requirement will be met.

Section # & Req.ID	Final Inspection	Complies?	Comments/Assumptions
6.7.2.4 [FI10][1]	HVAC control systems have been tested to ensure proper operation, calibration and adjustment of controls.	☐Complies ☐Does Not ☐Not Observable ☐Not Applicable	Requirement will be met.
10.4.3 [FI24][2]	Elevators are designed with the proper lighting, ventilation power, and standby mode.	☐Complies ☐Does Not ☐Not Observable ☐Not Applicable	Requirement will be met.

Additional Comments/Assumptions:

NOTE: THIS PLAN IS APPROVED ONLY FOR WORK INDICATED ON THE APPLICATION SPECIFICATION SHEET. ALL OTHER MATTERS SHOWN ARE NOT TO BE RELIED UPON OR TO BE CONSIDERED AS EITHER BEING APPROVED OR IN ACCORDANCE WITH APPLICABLE CODES.

NOTE: TO THE BEST OF MY KNOWLEDGE, BELIEF AND PROFESSIONAL JUDGMENT, THESE PLANS AND SPECIFICATIONS ARE IN COMPLIANCE WITH 2016 NEW YORK CITY ENERGY CONSERVATION CODE (BY APPLICATION OF ASHRAE–90.1/2013)

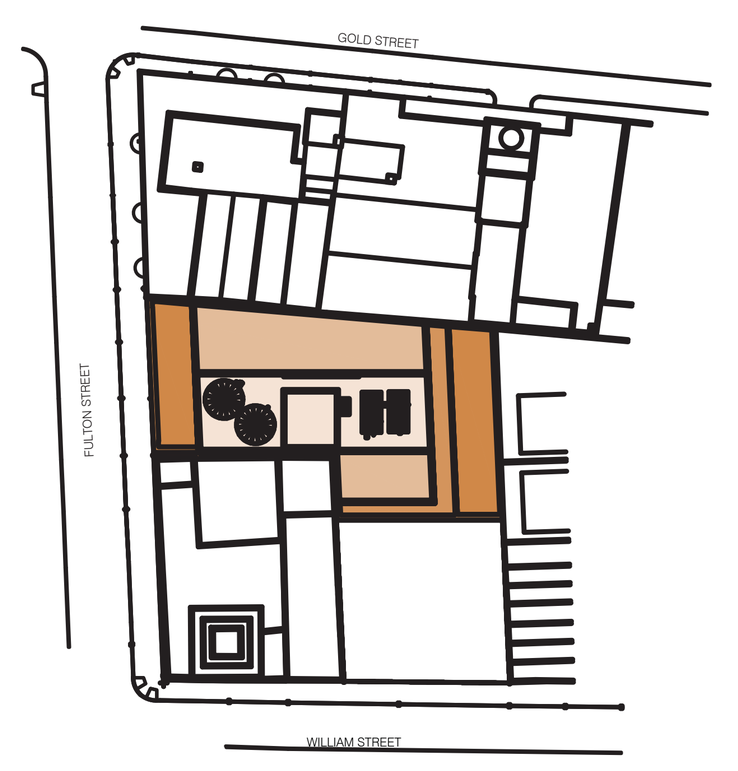

KEY PLAN

NOTES:

Number:	Date:	Revision:
5	09/22/2017	ISSUED TO DOB
4	01/06/2017	RE-SUBMISSION FOR EN COMMENTS
3	12/22/2016	RE-SUBMISSION FOR EN COMMENTS
2	11/07/16	Re-Submission of EN DWGs
1	07/06/2016	HUB FILING SET

Project:
130 WILLIAM STREET
130 WILLIAM STREET
NEW YORK, NY 10038

Client:
THE LIGHTSTONE GROUP
130 WILLIAM STREET PROPERTY OWNER LLC
460 PARK AVE, 13TH FLOOR
NEW YORK, NY 10022
(212) 616-9971

Architect:
HILL | WEST ARCHITECTS
11 BROADWAY
17TH FLOOR
NEW YORK, NY 10004
T. 212 213 8007

Creative Director
Adjaye Associates
415 Broadway, 3rd Fl.
New York, NY 10013
(212) 965-8477

Building Structures:
McNamara Salvia
62 West 45th Street, 11th Fl.
New York, NY 10036
(212) 246-9800

MEP Engineer:
Ventrop ECG, LLC
365 W 34th Street, 3rd Fl.
New York, NY 10001
(212) 244-5060

Exterior Facade Consultant:
Gilsanz Murray Steficek, LLP
129 West 27th Street, 5th Fl.
New York, NY 10001
(212) 254-0030

Landscape Architect:
Weintraub Diaz, LLC
19 New Street
Nyack, NY 10960
(845) 353-2500

Civil Engineer & Acoustic Consultant:
AKRF Engineering PC
440 Park Avenue South, 7th Fl.
New York, NY 10016
(646) 388-9829

IT & Security Consultant:
Anj Communications
133 Sunny Ridge Road
Harrison, New York 10528
(914) 967-1967

Pool Consultant:
Integrated Aquatics Engineering, Inc.
75 Shewell Ave
Doylestown, PA 18901
(215) 230-8623

Elevator Consultant:
Jenkins and Huntington
1251 Avenue of the Americas
New York, NY 10020
(212)-696-1818

DOB STAMPS & SIGNATURES:

Clara Gomez
APPROVED
Under Directive 2 of 1975
Date: 11/06/2017:
NYC Development Hub

DWG TITLE:
ENERGY ANALYSIS

NB#121192903

SEAL & SIGNATURE:
STATE OF NEW YORK · WAILOON WONG · 095187 · LICENSED PROFESSIONAL ENGINEER

DATE: 11/19/15
PROJECT #: 2015-527
SCALE: NTS
EN-006.00
DWG NO.

DEPT OF BLDGS 121192903 Job Number
ES163643400 Scan Code

COMcheck Software Version 4.0.6.2
Interior Lighting Compliance Certificate

Project Information

Energy Code:	90.1 (2013) Standard
Project Title:	130 WILLIAM STREET
Project Type:	New Construction

Construction Site:
130 WILLIAM STREET
NEW YORK, NY 10038

Owner/Agent:
THE LIGHTSTONE GROUP
460 PARK AVE
13TH FLOOR
NEW YORK, NY 10022
212-616-9971

Designer/Contractor:
WAILOON WONG
VENTROP ECG, PLLC
365 WEST 34TH STREET
NEW YORK, NY 10001
212-244-5060

Allowed Interior Lighting Power

A Area Category	B Floor Area (ft2)	C Allowed Watts / ft2	D Allowed Watts (B X C)
1-1F MAILROOM (Post Office:Sorting Area)	460	0.94	432
2-1F ELEVATOR LOBBY (Common Space Types:Lobby - General)	163	0.90	147
3-1F MAILROOM CORRIDOR (Common Space Types:Corridor/Transition <8 ft wide)	588	0.66	388
4-1F MAIN LOBBY (Common Space Types:Lobby - General)	987	0.90	888
5-3F BASKETBALL (Gymnasium/Fitness Center:Playing Area)	1237	1.20	1484
6-3F SPA POOL (Gymnasium/Fitness Center:Exercise Area)	3303	0.72	2378
7-3F CARDIO/YOGA (Gymnasium/Fitness Center:Exercise Area)	2208	0.72	1590
8-3F LOBBY/ELEVATOR LOBBY (Common Space Types:Lobby - General)	421	0.90	379
9-3F BOXING AREA (Gymnasium/Fitness Center:Exercise Area)	556	0.72	400
10-3F BOXING AREA RESTROOM (Common Space Types:Restrooms)	64	0.98	63
13-4F LOUNGE (Common Space Types:Lounge/Breakroom)	1721	0.73	1256
14-4F SM LOUNGE (Common Space Types:Lounge/Breakroom)	479	0.73	350
15-4F PLAYROOM (Common Space Types:Lounge/Breakroom)	1121	0.73	818
16-4F ELEVATOR LOBBY (Common Space Types:Lobby - General)	153	0.90	138
17-4F CORRIDOR (Common Space Types:Corridor/Transition <8 ft wide)	359	0.66	237
18-4F PLAYROOM WC (Common Space Types:Restrooms)	133	0.98	130
19-4F LOUNGE STORAGE (Common Space Types:Storage)	53	0.63	33
11-3F RESTROOM (Common Space Types:Restrooms)	69	0.98	68
12-3F RESTROOM/CHANGING ROOM (Common Space Types:Restrooms)	162	0.98	159
20-4F LOUNGE WC (Common Space Types:Restrooms)	65	0.98	64
21-11-13F TYPICAL CORRIDOR (Common Space Types:Corridor/Transition <8 ft wide)	1257	0.66	830
22-11-13F TYPICAL ELEVATOR LOBBY (Common Space Types:Lobby For Elevator)	138	0.64	88
23-19-25F TYPICAL CORRIDOR (Common Space Types:Corridor/Transition <8 ft wide)	2370	0.66	1564
24-19-25F TYPICAL ELEVATOR LOBBY (Common Space Types:Lobby For Elevator)	822	0.64	526
25-47-49F TYPICAL CORRIDOR (Common Space Types:Corridor/Transition <8 ft wide)	810	0.66	535
26-47-49F TYPICAL ELEVATOR LOBBY (Common Space Types:Lobby For Elevator)	468	0.64	300
27-51-56F TYPICAL CORRIDOR (Common Space Types:Corridor/Transition <8 ft wide)	1218	0.66	804
28-51-56F TYPICAL ELEVATOR LOBBY (Common Space Types:Lobby For Elevator)	948	0.64	607
29-57-59F TYPICAL CORRIDOR (Common Space Types:Corridor/Transition <8 ft wide)	495	0.66	327
30-57-59F TYPICAL ELEVATOR LOBBY (Common Space Types:Lobby For Elevator)	480	0.64	307

A Area Category	B Floor Area (ft2)	C Allowed Watts / ft2	D Allowed Watts (B X C)
31-RETAIL AREA - CELLAR THRU 2ND MEZZ FLOOR (Retail:Sales Area)	19324	1.44	27827
32-CELLAR THRU ROOF BULKHEAD STAIR AREA (Common Space Types:Stairwell)	12415	0.69	8566
33-CELLAR CORRIDOR (Common Space Types:Corridor/Transition <8 ft wide)	1555	0.66	1026
34-CELLAR ELECTRICAL/MECHANICAL AND OTHER AREAS (Common Space Types:Electrical/Mechanical)	4499	0.42	1890
35-1ST THRU 60TH FLOOR MECHANICAL SPACES (Common Space Types:Electrical/Mechanical)	31350	0.42	13167
36-ROOF, BULKHEAD, EMR AREAS (Common Space Types:Electrical/Mechanical)	1153	0.42	484
37-BOH STORAGE AREAS, CELLAR PET ROOM, WINE CELLAR (Common Space Types:Storage <50 sq.ft.)	2921	1.24	3622
38-CELLAR TENANT STORAGE AND BIKE ROOM (Common Space Types:Storage >=1000 sq.ft.)	3437	0.63	2165
39-CELLAR AND ROOF (Common Space Types:Restrooms)	365	0.98	358
		Total Allowed Watts =	76394

Proposed Interior Lighting Power

A Fixture ID : Description / Lamp / Wattage Per Lamp / Ballast	B Lamps/ Fixture	C # of Fixtures	D Fixture Watt.	E (C X D)
1-1F MAILROOM (Post Office:Sorting Area)				
LED 229: LA21: DOWNLIGHT: Other:	1	7	12	84
LED 225: LA28: LINEAR: Other:	1	61	4	268
LED 271: LA31: LINEAR: Other:	1	61	8	488
2-1F ELEVATOR LOBBY (Common Space Types:Lobby - General)				
LED 229: LA21: DOWNLIGHT: Other:	1	4	12	48
LED 272: LA31: LINEAR: Other:	1	26	8	208
3-1F MAILROOM CORRIDOR (Common Space Types:Corridor/Transition <8 ft wide)				
LED 229: LA21: DOWNLIGHT: Other:	1	11	12	132
LED 220: LA20: DOWNLIGHT: Other:	1	1	4	4
LED 225: LA29: LINEAR: Other:	1	40	4	180
4-1F MAIN LOBBY (Common Space Types:Lobby - General)				
LED 225: LA29: LINEAR: Other:	1	9	4	40
LED 225: LA27: LINEAR: Other:	1	142	2	312
LED 220: LA23: DOWNLIGHT: Other:	1	4	24	98
LED 220: LA24: WALLWASHER: Other:	1	12	24	294
LED 262: LA21: DOWNLGHT: Other:	1	6	2	14
LED 274: LA17: FEATURE: Other:	1	28	24	672
LED 275: LA16: FEATURE: Other:	1	47	11	517
5-3F BASKETBALL (Gymnasium/Fitness Center:Playing Area)				
LED 236: LA39: COVE: Other:	1	186	10	1860
LED 279: LA37: DOWNLIGHTS: Other:	1	8	33	264
6-3F SPA POOL (Gymnasium/Fitness Center:Exercise Area)				
LED 247: LA36: LINEAR: Other:	1	30	15	459
LED 248: LA37: DOWNLIGHT: Other:	1	67	33	2211
LED 247: LA38: LINEAR: Other:	1	21	6	126
LED 275: LA35: LINEAR: Other:	1	113	4	452
7-3F CARDIO/YOGA (Gymnasium/Fitness Center:Exercise Area)				
LED 240: LA34: LINEAR: Other:	1	104	7	759
LED 229: LA21: DOWNLIGHT: Other:	1	2	12	24
LED 245: LA31: LINEAR: Other:	1	79	8	632

A Fixture ID : Description / Lamp / Wattage Per Lamp / Ballast	B Lamps/ Fixture	C # of Fixtures	D Fixture Watt.	E (C X D)
LED 245: LA35: LINEAR: Other:	1	39	3	129
8-3F LOBBY/ELEVATOR LOBBY (Common Space Types:Lobby - General)				
LED 232: LA29: LINEAR: Other:	1	27	4	122
LED 229: LA21: DOWNLIGHT: Other:	1	3	2	7
9-3F BOXING AREA (Gymnasium/Fitness Center:Exercise Area)				
LED 240: LA34: LINEAR: Other:	1	48	7	350
10-3F BOXING AREA RESTROOM (Common Space Types:Restrooms)				
LED 220: LA20: DOWNLIGHT: Other:	1	2	4	8
13-4F LOUNGE (Common Space Types:Lounge/Breakroom)				
LED 220: LA20: DOWNLIGHT: Other:	1	15	2	32
LED 231: LA41: STEPLIGHT: Other:	1	8	3	26
LED 232: LA22: WALLWASHER: Other:	1	10	12	120
LED 1: LT-A2: DECORATIVE: Other:	1	3	60	180
LED 276: LA21: DOWNLIGHT: Other:	1	10	2	24
LED 277: LA27: LINEAR: Other:	1	33	2	73
14-4F SM LOUNGE (Common Space Types:Lounge/Breakroom)				
LED 225: LA28: LINEAR: Other:	1	160	3	480
15-4F PLAYROOM (Common Space Types:Lounge/Breakroom)				
LED 224: LA40: DOWNLIGHT: Other:	1	35	1	35
LED 225: LA29: LINEAR: Other:	1	5	4	22
LED 225: LA27: LINEAR: Other:	1	29	2	64
LED 275: LA30: BACKLIT GLASS: Other:	1	60	3	168
16-4F ELEVATOR LOBBY (Common Space Types:Lobby - General)				
LED 220: LA21: DOWNLIGHT: Other:	1	4	2	10
LED 276: LA29: LINEAR: Other:	1	26	4	117
17-4F CORRIDOR (Common Space Types:Corridor/Transition <8 ft wide)				
LED 220: LA22: DOWNLIGHT: Other:	1	7	12	84
LED 277: LA21: DOWNLIGHT: Other:	1	9	12	108
18-4F PLAYROOM WC (Common Space Types:Restrooms)				
LED 220: LA20: DOWNLIGHT: Other:	1	4	2	8
LED 278: LA29: LINEAR: Other:	1	16	4	72
19-4F LOUNGE STORAGE (Common Space Types:Storage)				
LED 234: LA28: LINEAR: Other:	1	16	3	48
LED 235: LA20: DOWNLIGHT: Other:	1	2	4	8
11-3F RESTROOM (Common Space Types:Restrooms)				
LED 237: LA25: DOWNLIGHT: Other:	1	2	4	8
12-3F RESTROOM/CHANGING ROOM (Common Space Types:Restrooms)				
LED 237: LA25: DOWNLIGHT: Other:	1	12	4	49
20-4F LOUNGE WC (Common Space Types:Restrooms)				
LED 268: LA20: DOWNLIGHT: Other:	1	3	4	13
21-11-13F TYPICAL CORRIDOR (Common Space Types:Corridor/Transition <8 ft wide)				
LED 60: LA01: DOWNLIGHTS: Other:	1	54	2	113
LED 61: LA02: ENTRY LIGHT: Other:	1	75	2	165
22-11-13F TYPICAL ELEVATOR LOBBY (Common Space Types:Lobby For Elevator)				
LED 62: LA01: DOWNLIGHTS: Other:	1	24	2	50
LED 63: LA02: ENTRY LIGHT: Other:	1	27	2	59
23-19-25F TYPICAL CORRIDOR (Common Space Types:Corridor/Transition <8 ft wide)				
LED 64: LA01: DOWNLIGHTS: Other:	1	90	2	189
LED 65: LA02: ENTRY LIGHTS: Other:	1	120	2	264
24-19-25F TYPICAL ELEVATOR LOBBY (Common Space Types:Lobby For Elevator)				
LED 66: LA01: DOWNLIGHTS: Other:	1	48	2	101
LED 67: LA02: ENTRY LIGHTS: Other:	1	54	2	119
25-47-49F TYPICAL CORRIDOR (Common Space Types:Corridor/Transition <8 ft wide)				

A Fixture ID : Description / Lamp / Wattage Per Lamp / Ballast	B Lamps/ Fixture	C # of Fixtures	D Fixture Watt.	E (C X D)
LED 68: LA01: DOWNLIGHTS: Other:	1	33	2	69
LED 69: LA02: ENTRY LIGHTS: Other:	1	45	2	99
26-47-49F TYPICAL ELEVATOR LOBBY (Common Space Types:Lobby For Elevator)				
LED 70: LA01: DOWNLIGHTS: Other:	1	24	2	50
LED 71: LA02: ENTRY LIGHTS: Other:	1	27	2	59
27-51-56F TYPICAL CORRIDOR (Common Space Types:Corridor/Transition <8 ft wide)				
LED 72: LA01: DOWNLIGHTS: Other:	1	48	2	101
LED 73: LA02: ENTRY LIGHTS: Other:	1	60	2	132
28-51-56F TYPICAL ELEVATOR LOBBY (Common Space Types:Lobby For Elevator)				
LED 74: LA01: DOWNLIGHTS: Other:	1	48	2	101
LED 75: LA02: ENTRY LIGHTS: Other:	1	54	2	119
29-57-59F TYPICAL CORRIDOR (Common Space Types:Corridor/Transition <8 ft wide)				
LED 76: LA01: DOWNLIGHTS: Other:	1	21	2	44
LED 77: LA02: ENTRY LIGHTS: Other:	1	30	2	66
30-57-59F TYPICAL ELEVATOR LOBBY (Common Space Types:Lobby For Elevator)				
LED 78: LA01: DOWNLIGHTS: Other:	1	24	2	50
LED 79: LA02: ENTRY LIGHTS: Other:	1	27	2	59
31-RETAIL AREA - CELLAR THRU 2ND MEZZ FLOOR (Retail:Sales Area)				
LED 80: BB: SURFACE OR PENDDANT MOUNTED: Other:	1	189	23	4347
LED 81: DD: SURFACE MOUNTED CEILING OR WALL: Other:	1	4	8	32
32-CELLAR THRU ROOF BULKHEAD STAIR AREA (Common Space Types:Stairwell)				
LED 82: CC: STAIR - SURFACE BI-LEVEL SENSOR: Other:	1	130	48	6240
33-CELLAR CORRIDOR (Common Space Types:Corridor/Transition <8 ft wide)				
LED 83: FF: SURFACE OR PENDANT MOUNTED: Other:	1	25	33	825
34-CELLAR ELECTRICAL/MECHANICAL AND OTHER AREAS (Common Space Types:Electrical/Mechanical)				
LED 84: BB: SURFACE OR PENDDANT MOUNTED: Other:	1	60	23	1380
LED 92: GG: SURFACE MOUNTED - GAS ROOM: Other:	1	7	45	315
LED 93: EE: SURFACE MOUNTED - ELEV PIT: Other:	1	5	13	65
35-1ST THRU 60TH FLOOR MECHANICAL SPACES (Common Space Types:Electrical/Mechanical)				
LED 84 copy 1: BB: SURFACE OR PENDDANT MOUNTED: Other:	1	141	23	3243
LED 85: AA: SURFACE MOUNTED - REFUSE ROOM: Other:	1	55	23	1265
LED 86: EE: SURFACE MOUNT - ELEC/TEL CLOSET: Other:	1	44	13	572
36-ROOF, BULKHEAD, EMR AREAS (Common Space Types:Electrical/Mechanical)				
LED 84 copy 2: BB: SURFACE OR PENDDANT MOUNTED: Other:	1	24	23	552
37-BOH STORAGE AREAS, CELLAR PET ROOM, WINE CELLAR (Common Space Types:Storage <50 sq.ft.)				
LED 84 copy 1: BB: SURFACE OR PENDDANT MOUNTED: Other:	1	28	23	644
38-CELLAR TENANT STORAGE AND BIKE ROOM (Common Space Types:Storage >=1000 sq.ft.)				
LED 84 copy 2: BB: SURFACE OR PENDDANT MOUNTED: Other:	1	24	23	552
39-CELLAR AND ROOF (Common Space Types:Restrooms)				
LED 81 copy 1: DD: SURFACE MOUNTED CEILING OR WALL: Other:	1	6	8	48
			Total Proposed Watts =	34604

Interior Lighting PASSES: Design 55% better than code

Interior Lighting Compliance Statement

Compliance Statement: The proposed interior lighting design represented in this document is consistent with the building plans, specifications, and other calculations submitted with this permit application. The proposed interior lighting systems have been designed to meet the 90.1 (2013) Standard requirements in COM*check* Version 4.0.6.2 and to comply with any applicable mandatory requirements listed in the Inspection Checklist.

Name - Title Signature Date

COMcheck Software Version 4.0.6.2
Exterior Lighting Compliance Certificate

Project Information

Energy Code:	90.1 (2013) Standard
Project Title:	130 WILLIAM STREET
Project Type:	New Construction
Exterior Lighting Zone	4 (High activity metropolitan commercial district)

Construction Site:
130 WILLIAM STREET
NEW YORK, NY 10038

Owner/Agent:
THE LIGHTSTONE GROUP
460 PARK AVE
13TH FLOOR
NEW YORK, NY 10022
212-616-9971

Designer/Contractor:
WAILOON WONG
VENTROP ECG, PLLC
365 WEST 34TH STREET
NEW YORK, NY 10001
212-244-5060

Allowed Exterior Lighting Power

A Area/Surface Category	B Quantity	C Allowed Watts / Unit	D Tradable Wattage	E Allowed Watts (B X C)
1F REQUIRED PLAZA AREA (Plaza area)	5317 ft2	0.2	Yes	1063
BULKHEAD (Illuminated area of facade wall or surface)	12408 ft2	0.2	No	2482
1F FULTON CANOPY (Entry canopy)	924 ft2	0.4	Yes	370
TYP LOGGIA (Special feature area)	18273 ft2	0.2	Yes	3655
ROOF (Special feature area)	2530 ft2	0.2	Yes	506
ROOF BULKHEAD - MECHANICAL SPACE (Special feature area)	2890 ft2	0.2	Yes	578
MAIN ENTERANCE WILLIAM STREET (Main entry)	7 ft of door	30	Yes	210
FULTON STREET ENTRY (Other door (not main entry))	6 ft of door	20	Yes	120
			Total Tradable Watts (a) =	7222
			Total Allowed Watts =	9703
			Total Allowed Supplemental Watts (b) =	1300

(a) Wattage tradeoffs are only allowed between tradable areas/surfaces.
(b) A supplemental allowance equal to 1300 watts may be applied toward compliance of both non-tradable and tradable areas/surfaces.

Proposed Exterior Lighting Power

A Fixture ID : Description / Lamp / Wattage Per Lamp / Ballast	B Lamps/ Fixture	C # of Fixtures	D Fixture Watt.	E (C X D)
1F REQUIRED PLAZA AREA (Plaza area 5317 ft2): Tradable Wattage				
LED 1: LX01.1: SUSPENDED LED FLOOD LIGHT: Other:	1	20	24	490
LED 1: LX03: SURFACE MOUNTED - WALL WASHER: Other:	1	72	3	216
LED 1 copy 1: LX04: PLANTER: Other:	1	33	16	528
LED 1: LX01.2: SUSPENDED LED FLOOD LIGHT: Other:	1	5	46	228
BULKHEAD (Illuminated area of facade wall or surface 12408 ft2): Non-tradable Wattage				
LED 5: LX07: BULKHEAD: Other:	1	456	7	3192
1F FULTON CANOPY (Entry canopy 924 ft2): Tradable Wattage				
LED 7: LX08: SLOT: Other:	1	92	4	340
TYP LOGGIA (Special feature area 18273 ft2): Tradable Wattage				
LED 11: LA35: FLEXIBLE LINEAR LED NEON: Other:	1	1000	4	4000
LED 12: LA35: FLEXIBLE LINEAR LED NEON: Other:	1	373	4	1492

A Fixture ID : Description / Lamp / Wattage Per Lamp / Ballast	B Lamps/ Fixture	C # of Fixtures	D Fixture Watt.	E (C X D)
ROOF (Special feature area 2530 ft2): Tradable Wattage				
LED 11: LA26: WET RATED SEMI RECESSED DWNLIGH: Other:	1	11	12	130
ROOF BULKHEAD - MECHANICAL SPACE (Special feature area 2890 ft2): Tradable Wattage				
LED 12: EE-WP: SURFACE MOUNTED - WEATHERPROOF: Other:	1	7	13	91
MAIN ENTERANCE WILLIAM STREET (Main entry 7 ft of door width): Tradable Wattage				
LED 10: LA26: WET RATED SEMI RECESSED DWNLIGH: Other:	1	3	12	35
FULTON STREET ENTRY (Other door (not main entry) 6 ft of door width): Tradable Wattage				
LED 10 copy 1: LA26: WET RATED SEMI RECESSED DWNLIGH: Other:	1	2	12	24
RETAIL ENTRIES (Other door (not main entry) 36 ft of door width): Tradable Wattage				
			Total Tradable Proposed Watts =	7574

Exterior Lighting PASSES: Design 3% better than code

Exterior Lighting Compliance Statement

Compliance Statement: The proposed exterior lighting design represented in this document is consistent with the building plans, specifications, and other calculations submitted with this permit application. The proposed exterior lighting systems have been designed to meet the 90.1 (2013) Standard requirements in COM*check* Version 4.0.6.2 and to comply with any applicable mandatory requirements listed in the Inspection Checklist.

Wailoon Wong 9/22/17
Name - Title Signature Date

STATE OF NEW YORK · WAILOON WONG · 085187 · LICENSED PROFESSIONAL ENGINEER

COMcheck Software Version 4.0.6.2
Inspection Checklist

Energy Code: 90.1 (2013) Standard

Requirements: 100.0% were addressed directly in the COM*check* software

Text in the "Comments/Assumptions" column is provided by the user in the COMcheck Requirements screen. For each requirement, the user certifies that a code requirement will be met and how that is documented, or that an exception is being claimed. Where compliance is itemized in a separate table, a reference to that table is provided.

Section # & Req.ID	Plan Review	Complies?	Comments/Assumptions
4.2.2, 8.4.1.1, 8.4.1.2, 8.7 [PR6][2]	Plans, specifications, and/or calculations provide all information with which compliance can be determined for the electrical systems and equipment and document where exceptions are claimed. Feeder connectors sized in accordance with approved plans and branch circuits sized for maximum drop of 3%.	☐Complies ☐Does Not ☐Not Observable ☐Not Applicable	Requirement will be met.
4.2.2, 9.4.3, 9.7 [PR4][1]	Plans, specifications, and/or calculations provide all information with which compliance can be determined for the interior lighting and electrical systems and equipment and document where exceptions to the standard are claimed. Information provided should include interior lighting power calculations, wattage of bulbs and ballasts, transformers and control devices.	☐Complies ☐Does Not ☐Not Observable ☐Not Applicable	Requirement will be met. **Location on plans/spec:** LIGHTING FIXTURE SCHEDULES ON DRAWINGS E-002,E-003, AND E-004 SHOWS THE WATTAGE. FLOOR PLANS SHOW THE ACTUAL NUMBER OF FIXTURES (SEE DRAWINGS E-201 TO E-240).
9.7 [PR8][1]	Plans, specifications, and/or calculations provide all information with which compliance can be determined for the exterior lighting and electrical systems and equipment and document where exceptions to the standard are claimed. Information provided should include exterior lighting power calculations, wattage of bulbs and ballasts, transformers and control devices.	☐Complies ☐Does Not ☐Not Observable ☐Not Applicable	Requirement will be met. **Location on plans/spec:** LIGHTING FIXTURE SCHEDULES ON DRAWINGS E-002,E-003, AND E-004 SHOWS THE WATTAGE. FLOOR PLANS SHOW THE ACTUAL NUMBER OF FIXTURES (SEE DRAWINGS E-202 TO E-240).

Additional Comments/Assumptions:

1 High Impact (Tier 1) 2 Medium Impact (Tier 2) 3 Low Impact (Tier 3)

Section # & Req.ID	Rough-In Electrical Inspection	Complies?	Comments/Assumptions
8.4.2 [EL10][2]	At least 50% of all 125 volt 15- and 20-Amp receptacles are controlled by an automatic control device.	☐Complies ☐Does Not ☐Not Observable ☐Not Applicable	**Exception:** Space type is not private office, open office, or computer classroom.
9.4.1.1 [EL1][2]	Automatic control requirements prescribed in Table 9.6.1, for the appropriate space type, are installed. Mandatory lighting controls (labeled as 'REQ') and optional choice controls (labeled as 'ADD1' and 'ADD2') are implemented.	☐Complies ☐Does Not ☐Not Observable ☐Not Applicable	Requirement will be met. **Location on plans/spec:** CONTROLS PROVIDED ON FLOOR PLANS AND NOTES/NARRATIVES ON DRAWING E-004.
9.4.1.1 [EL2][2]	Independent lighting controls installed per approved lighting plans and all manual controls readily accessible and visible to occupants.	☐Complies ☐Does Not ☐Not Observable ☐Not Applicable	Requirement will be met. **Location on plans/spec:** CONTROLS PROVIDED ON FLOOR PLANS AND NOTES/NARRATIVES ON DRAWING E-004.
9.4.1.2 [EL11][2]	Parking garage lighting is equipped with required lighting controls and daylight transition zone lighting.	☐Complies ☐Does Not ☐Not Observable ☐Not Applicable	**Exception:** Requirement does not apply.
9.4.1.1f [EL13][1]	Daylight areas under skylights and roof monitors that have more than 150 W combined input power for general lighting are controlled by photocontrols.	☐Complies ☐Does Not ☐Not Observable ☐Not Applicable	**Exception:** Requirement does not apply.
9.4.1.4 [EL3][2]	Automatic lighting controls for exterior lighting installed.	☐Complies ☐Does Not ☐Not Observable ☐Not Applicable	Requirement will be met. **Location on plans/spec:** SEE FLOOR PLANS FOR CONTROLS AND NOTES FOR ALL EXTERIOR LIGHTING. SEE LIGHTING FIXTURE SCHEDULES, NARRATIVES AND NOTES OF DRAWINGS E-002, E-003, AND E-004.
9.4.1.3 [EL4][1]	Separate lighting control devices for specific uses installed per approved lighting plans.	☐Complies ☐Does Not ☐Not Observable ☐Not Applicable	Requirement will be met. **Location on plans/spec:** LIGHTING CONTROLS PROVIDED (SHOWN) ON FLOOR PLANS. LIGHTING SCHEDULES, NOTES, AND NARRATIVES PROVIDED ON DRAWINGS E-002, E-003, AND E-004.
9.4.3 [EL7][1]	Exterior grounds lighting over 100 W provides >60 lm/W unless on motion sensor or fixture is exempt from scope of code or from external LPD.	☐Complies ☐Does Not ☐Not Observable ☐Not Applicable	Requirement will be met. **Location on plans/spec:** SEE LIGHTING FIXTURE SCHEDULE FOR EXTERIOR LIGHTING LUMENS/WATTS. DRAWINGS E-002 AND E-003.
9.6.2 [EL8][1]	Additional interior lighting power allowed for special functions per the approved lighting plans and is automatically controlled and separated from general lighting.	☐Complies ☐Does Not ☐Not Observable ☐Not Applicable	Requirement will be met. **Location on plans/spec:** NOT USED.

Additional Comments/Assumptions:

1 High Impact (Tier 1) 2 Medium Impact (Tier 2) 3 Low Impact (Tier 3)

NOTE: THIS PLAN IS APPROVED ONLY FOR WORK INDICATED ON THE APPLICATION SPECIFICATION SHEET. ALL OTHER MATTERS SHOWN ARE NOT TO BE RELIED UPON OR TO BE CONSIDERED AS EITHER BEING APPROVED OR IN ACCORDANCE WITH APPLICABLE CODES.

NOTE: TO THE BEST OF MY KNOWLEDGE, BELIEF AND PROFESSIONAL JUDGMENT, THESE PLANS AND SPECIFICATIONS ARE IN COMPLIANCE WITH 2016 NEW YORK CITY ENERGY CONSERVATION CODE (BY APPLICATION OF ASHRAE-90.1/2013)

Clara Gomez
NYC Buildings
APPROVED
Under Directive 2 of 1975
Date: 11/06/2017:
NYC Development Hub

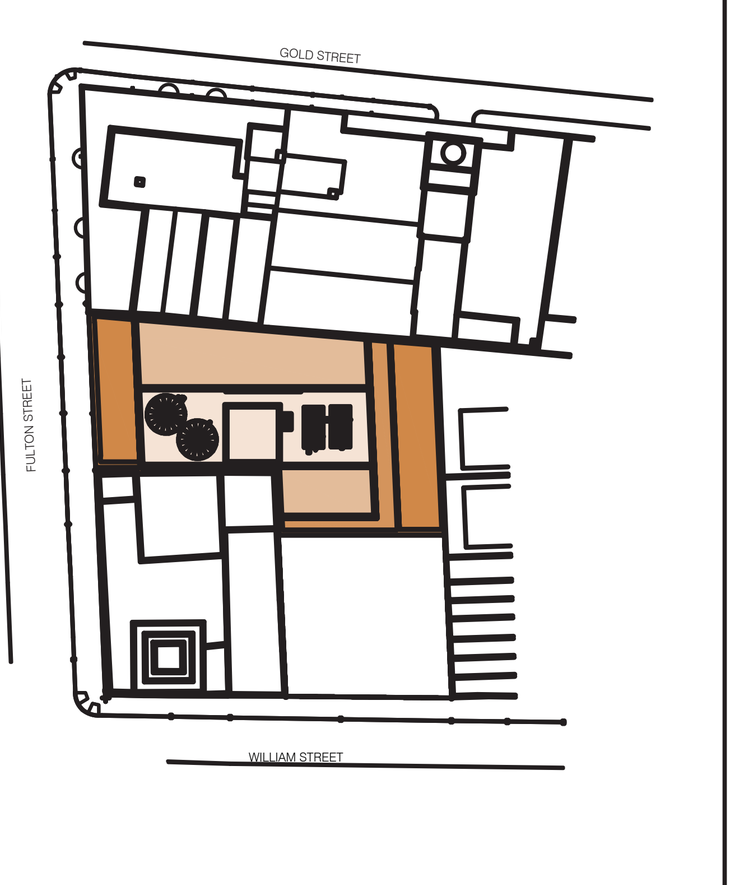

KEY PLAN

NOTES:

Number:	Date:	Revision:
5	09/22/2017	ISSUED TO DOB
4	01/06/2017	RE-SUBMISSION FOR EN COMMENTS
3	12/22/2016	RE-SUBMISSION FOR EN COMMENTS
2	11/07/16	Re-Submission of EN DWGs
1	07/06/2016	HUB FILING SET

Project:
130 WILLIAM STREET
130 WILLIAM STREET
NEW YORK, NY 10038

Client:
THE LIGHTSTONE GROUP
130 WILLIAM STREET PROPERTY OWNER LLC
460 PARK AVE, 13TH FLOOR
NEW YORK, NY 10022
(212) 616-9971

Architect:
HILL | WEST ARCHITECTS
11 BROADWAY
17TH FLOOR
NEW YORK, NY 10004
T. 212 213 8007

Creative Director
Adjaye Associates
415 Broadway, 3rd Fl.
New York, NY 10013
(212) 965-8477

Building Structures:
McNamara Salvia
62 West 45th Street, 11th Fl.
New York, NY 10036
(212) 246-9800

MEP Engineer:
Ventrop ECG, LLC
365 W 34th Street, 3rd Fl.
New York, NY 10001
(212) 244-5060

Exterior Facade Consultant:
Gilsanz Murray Steficek, LLP
129 West 27th Street, 5th Fl.
New York, NY 10001
(212) 254-0030

Landscape Architect:
Weintraub Diaz, LLC
19 New Street
Nyack, NY 10960
(845) 353-2500

Civil Engineer & Acoustic Consultant:
AKRF Engineering PC
440 Park Avenue South, 7th Fl.
New York, NY 10016
(646) 388-9829

IT & Security Consultant:
Anj Communications
133 Sunny Ridge Road
Harrison, New York 10528
(914) 967-1967

Pool Consultant:
Integrated Aquatics Engineering, Inc.
75 Shewell Ave
Doylestown, PA 18901
(215) 230-8623

Elevator Consultant:
Jenkins and Huntington
1251 Avenue of the Americas
New York, NY 10020
(212)-696-1818

DOB STAMPS & SIGNATURES:

DWG TITLE:
ENERGY ANALYSIS

NB#121192903

SEAL & SIGNATURE:
STATE OF NEW YORK · WAILOON WONG · 085187 · LICENSED PROFESSIONAL ENGINEER

DATE:	11/19/15
PROJECT #:	2015-527
SCALE:	NTS

EN-007.00
DWG NO.

DEPT OF BLDGS 421305925 Job Number
B2#B2#B2#4560 Scan Code

Section # & Req.ID	Final Inspection	Complies?	Comments/Assumptions
8.7.1 [F16][3]	Furnished as-built drawings for electric power systems within 30 days of system acceptance.	☐Complies ☐Does Not ☐Not Observable ☐Not Applicable	Requirement will be met.
8.7.2 [F17][3]	Furnished O&M instructions for systems and equipment to the building owner or designated representative.	☐Complies ☐Does Not ☐Not Observable ☐Not Applicable	Requirement will be met.
9.2.2.3 [F18][3]	Interior installed lamp and fixture lighting power is consistent with what is shown on the approved lighting plans, demonstrating proposed watts are less than or equal to allowed watts.	☐Complies ☐Does Not ☐Not Observable ☐Not Applicable	*See the Interior Lighting fixture schedule for values.*
9.4.2 [F19][3]	Exterior lighting power is consistent with what is shown on the approved lighting plans, demonstrating proposed watts are less than or equal to allowed watts.	☐Complies ☐Does Not ☐Not Observable ☐Not Applicable	*See the Exterior Lighting fixture schedule for values.*

Additional Comments/Assumptions:

1	High Impact (Tier 1)	2	Medium Impact (Tier 2)	3	Low Impact (Tier 3)

NOTE: THIS PLAN IS APPROVED ONLY FOR WORK INDICATED ON THE APPLICATION SPECIFICATION SHEET. ALL OTHER MATTERS SHOWN ARE NOT TO BE RELIED UPON OR TO BE CONSIDERED AS EITHER BEING APPROVED OR IN ACCORDANCE WITH APPLICABLE CODES.

NOTE: TO THE BEST OF MY KNOWLEDGE, BELIEF AND PROFESSIONAL JUDGMENT, THESE PLANS AND SPECIFICATIONS ARE IN COMPLIANCE WITH 2016 NEW YORK CITY ENERGY CONSERVATION CODE (BY APPLICATION OF ASHRAE-90.1/2013)

Clara Gomez
Buildings
APPROVED
Under Directive 1 of 1975
Date 11/06/2017
NYC Development Hub

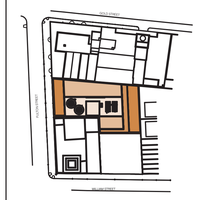

KEY PLAN

NOTES:

Number:	Date:	Revision:
5	09/22/2017	ISSUED TO DOB
4	01/06/2017	RE-SUBMISSION FOR EN COMMENTS
3	12/22/2016	RE-SUBMISSION FOR EN COMMENTS
2	11/07/16	Re-Submission of EN DWGs
1	07/06/2016	HUB FILING SET

Project:
130 WILLIAM STREET
130 WILLIAM STREET
NEW YORK, NY 10038

Client:
THE LIGHTSTONE GROUP
130 WILLIAM STREET PROPERTY OWNER LLC
460 PARK AVE, 13TH FLOOR
NEW YORK, NY 10022
(212) 616-9971

Architect:
HILL | WEST ARCHITECTS
11 BROADWAY
17TH FLOOR
NEW YORK, NY 10004
T. 212 213 8007

Creative Director
Adjaye Associates
415 Broadway, 3rd Fl.
New York, NY 10013
(212) 965-8477

Building Structures:
McNamara Salvia
62 West 45th Street, 11th Fl.
New York, NY 10036
(212) 246-9800

MEP Engineer:
Ventrop ECG, LLC
365 W 34th Street, 3rd Fl.
New York, NY 10001
(212) 244-5060

Exterior Facade Consultant:
Gilsanz Murray Steficek, LLP
129 West 27th Street, 5th Fl.
New York, NY 10001
(212) 254-0030

Landscape Architect:
Weintraub Diaz, LLC
19 New Street
Nyack, NY 10960
(845) 353-2500

Civil Engineer & Acoustic Consultant:
AKRF Engineering PC
440 Park Avenue South, 7th Fl.
New York, NY 10016
(646) 388-9829

IT & Security Consultant:
Anj Communications
133 Sunny Ridge Road
Harrison, New York 10528
(914) 967-1967

Pool Consultant:
Integrated Aquatics Engineering, Inc.
75 Shewell Ave
Doylestown, PA 18901
(215) 230-8623

Elevator Consultant:
Jenkins and Huntington
1251 Avenue of the Americas
New York, NY 10020
(212)-696-1818

DOB STAMPS & SIGNATURES:

DWG TITLE:
ENERGY ANALYSIS

NB#121192903

SEAL & SIGNATURE:
STATE OF NEW YORK · MALCOLM WONG · LICENSED PROFESSIONAL ENGINEER

DATE: 11/19/15
PROJECT #: 2015-527
SCALE: NTS
DWG NO: EN-008.00

DEPT OF BLDGS 121192903 Job Number   ES056371288 Scan Code

COMcheck Software Version 4.0.5.3
Envelope Compliance Certificate

Project Information

Energy Code:	90.1 (2013) Standard
Project Title:	
Location:	New York, New York
Climate Zone:	4a (weather data: USA_NY_New.York-LaGuardia.AP.725030_TMY3.epw)
Project Type:	New Construction
Vertical Glazing / Wall Area:	30%
Performance Sim. Specs:	EnergyPlus Version 8.1.0.009

Construction Site: Owner/Agent: Designer/Contractor:

Building Area	Floor Area
1-Multifamily : Residential	403931
2-Retail : Nonresidential	20504
3-Multifamily : Nonresidential	22689

Envelope Assemblies

Assembly	Gross Area or Perimeter	Cavity R-Value	Cont. R-Value	Proposed U-Factor	Budget U-Factor(a)
R.01 Entrance Plaza: Insulation Entirely Above Deck, [Bldg. Use 1 - Multifamily]	5283	---	25.0	0.039	0.032
R.02 Terraces: Insulation Entirely Above Deck, [Bldg. Use 1 - Multifamily]	6765	---	25.0	0.039	0.032
R.03 60th Terrace: Other Roof, [Bldg. Use 1 - Multifamily] (b)	3122	---	---	0.062	0.021
R.04 Pavers / Green Roof: Insulation Entirely Above Deck, [Bldg. Use 1 - Multifamily]	2174	---	25.0	0.039	0.032
R.05 Soffit: Other Roof, [Bldg. Use 1 - Multifamily] (b)	1195	---	---	0.062	0.021
R.06 Bulkhead Roof: Insulation Entirely Above Deck, [Bldg. Use 3 - Multifamily]	3636	---	25.0	0.039	0.032
R.07 Planter: Insulation Entirely Above Deck, [Bldg. Use 1 - Multifamily]	662	---	25.0	0.039	0.032
NORTH					
O.01 Pre-cast concrete surface (@ concrete slab edge with insulation): Other Mass Wall, Heat capacity 1.0, [Bldg. Use 1 - Multifamily] (b)	4033	---	---	0.064	0.064
O.03 Pre-cast concrete surface (@ concrete column): Other Mass Wall, Heat capacity 1.0, [Bldg. Use 1 - Multifamily] (b)	11051	---	---	0.060	0.064
O.04 Pre-cast concrete surface (@ Shear wall): Other Mass Wall, Heat capacity 1.0, [Bldg. Use 1 - Multifamily] (b)	1791	---	---	0.054	0.064
O.05a Pre-cast concrete wall: Other Mass Wall, Heat capacity 1.0, [Bldg. Use 1 - Multifamily] (b)	27929	---	---	0.060	0.064
V.01a Vision Residential Fixed: Metal Frame:Fixed, Perf. Specs.: Product ID FIXED, SHGC 0.37, VT 0.68, [Bldg. Use 1 - Multifamily] (c)	12762	---	---	0.360	0.420
V.01d Vision Residential Operable: Other Window:Operable, Perf. Specs.: Product ID OPE, SHGC 0.37, VT 0.68, [Bldg. Use 1 -	4725	---	---	0.360	0.350

Project Title: Report date: 02/22/17
Data filename: O:\Projects\2015\629 - 130 Williams Street\Adm\Emails\2017.02.22 - To Zuzztte - After Phone C with Examiner\2017.01.11_V.03e_U=1_SHGC=0.82.cck   Page 1 of 15

Assembly	Gross Area or Perimeter	Cavity R-Value	Cont. R-Value	Proposed U-Factor	Budget U-Factor(a)
Multifamily] (c)					
V.01e Vision Residential Operable - RECESSED 10': Other Window:Operable, Perf. Specs.: Product ID OPE, SHGC 0.37, PF 1.00, VT 0.68, [Bldg. Use 1 - Multifamily] (c)	67	---	---	0.360	0.350
O.05b Pre-cast concrete wall: Other Mass Wall, Heat capacity 1.0, [Bldg. Use 2 - Retail] (b)	1628	---	---	0.060	0.064
V.01c Vision Fixed: Metal Frame:Fixed, Perf. Specs.: Product ID FIXED, SHGC 0.37, VT 0.68, [Bldg. Use 2 - Retail] (c)	769	---	---	0.360	0.420
V.03e Aluminum and glass storefront system - 2.5' CANOPY: Other Window:Fixed, Perf. Specs.: Product ID STOREFRONT, SHGC 0.82, PF 0.21, VT 0.68, [Bldg. Use 2 - Retail] (c)	446	---	---	1.000	0.350
V.04e Amenities Storefront Door - 2.5' CANOPY: Glass (> 50% glazing):Metal Frame, Entrance Door, Perf. Specs.: Product ID DOOR, SHGC 0.82, PF 0.21, VT 0.68, [Bldg. Use 2 - Retail] (c)	69	---	---	1.000	0.770
O.08 Lot line concrete surface (@ slab edge): Other Mass Wall, Heat capacity 1.0, [Bldg. Use 1 - Multifamily] (b)	60	---	---	1.053	0.064
O.09 Lot line concrete wall: Other Mass Wall, Heat capacity 1.0, [Bldg. Use 1 - Multifamily] (b)	2049	---	---	0.061	0.064
O.10 Spandrel Window (@Shear Wall): Other Mass Wall, Heat capacity 1.0, [Bldg. Use 1 - Multifamily] (b)	3032	---	---	0.046	0.064
O.11 Spandrel CW2 Storefront: Other Steel Framed Wall, [Bldg. Use 2 - Retail] (b)	140	---	---	0.075	0.064
O.12b Metal panel rainscreen with stud framing - RECESSED 10': Other Steel Framed Wall, [Bldg. Use 1 - Multifamily] (b)	6922	---	---	0.043	0.064
V.01b Vision Residential Fixed - RECESSED 10': Metal Frame:Fixed, Perf. Specs.: Product ID FIXED, SHGC 0.37, PF 1.00, VT 0.68, [Bldg. Use 1 - Multifamily] (c)	3205	---	---	0.360	0.420
V.02b Vision Residential Terrace door - RECESSED 10': Glass (> 50% glazing):Metal Frame, Non-Entrance Door, Perf. Specs.: Product ID DOOR, SHGC 0.37, PF 1.00, VT 0.68, [Bldg. Use 1 - Multifamily] (c)	749	---	---	0.650	0.420
O.13 Metal panel rainscreen with concrete column - RECESSED 10': Other Steel Framed Wall, [Bldg. Use 1 - Multifamily] (b)	301	---	---	0.060	0.064
O.14 Metal panel rainscreen with CMU backup wall: Other Mass Wall, Heat capacity 1.0, [Bldg. Use 1 - Multifamily] (b)	580	---	---	0.060	0.064
O.15 PTD Hollow Metal Door: Uninsulated Single-Layer Metal, Swinging, [Bldg. Use 1 - Multifamily]	24	---	---	0.700	0.500
O.17 Louver at CW1: Other Steel Framed Wall, [Bldg. Use 2 - Retail] (b)	200	---	---	0.171	0.064
O.18 Metal Tubes with CMU backup wall: Other Mass Wall, Heat capacity 1.0, [Bldg. Use 3 - Multifamily] (b)	750	---	---	0.060	0.064
O.19 Metal Tubes with Concrete Column backup wall: Other Mass Wall, Heat capacity 1.0, [Bldg. Use 3 - Multifamily] (b)	182	---	---	0.061	0.064
O.20 Metal Tubes at slab edge: Other Mass Wall, Heat capacity 1.0, [Bldg. Use 3 - Multifamily] (b)	40	---	---	1.053	0.064
O.21a CW1 Storefront metal panels 80% reduction: Other Steel Framed Wall, [Bldg. Use 2 - Retail] (b)	2009	---	---	0.104	0.064
V.03a Aluminum and glass storefront system - 11' CANOPY: Other Window:Fixed, Perf. Specs.: Product ID STOREFRONT, SHGC 0.82, PF 0.28, VT 0.68, [Bldg. Use 2 - Retail] (c)	1636	---	---	1.000	0.350
V.04a Retail Entrance Door - 11' CANOPY: Glass (> 50% glazing):Metal Frame, Entrance Door, Perf. Specs.: Product ID DOOR, SHGC 0.82, PF 0.28, VT 0.68, [Bldg. Use 2 - Retail] (c)	128	---	---	1.000	0.770
O.21b CW1 Storefront metal panels 80% reduction(@ Slab edge): Other Steel Framed Wall, [Bldg. Use 2 - Retail] (b)	53	---	---	0.104	0.064
O.22 CW1 Canopy: Other Steel Framed Wall, [Bldg. Use 2 - Retail] (b)	64	---	---	0.149	0.064
O.23 CW1 Storefront metal panels big 60% reduction: Other Steel Framed Wall, [Bldg. Use 2 - Retail] (b)	248	---	---	0.077	0.064
O.24 Residential entrance Door Opaque: Uninsulated Single-Layer	64	---	---	0.700	0.500

Project Title: Report date: 02/22/17
Data filename: O:\Projects\2015\629 - 130 Williams Street\Adm\Emails\2017.02.22 - To Zuzztte - After Phone C with Examiner\2017.01.11_V.03e_U=1_SHGC=0.82.cck   Page 2 of 15

Assembly	Gross Area or Perimeter	Cavity R-Value	Cont. R-Value	Proposed U-Factor	Budget U-Factor(a)
Metal, Swinging, [Bldg. Use 2 - Retail]					
O.26 Stone Clad: Other Mass Wall, Heat capacity 1.0, [Bldg. Use 2 - Retail] (b)	92	---	---	0.061	0.064
W1 Foundation Structural Concrete Wall: Solid Concrete:12" Thickness, Normal Density, Furring: None, Wall Ht 10.0, Depth B.G. 10.0, [Bldg. Use 3 - Multifamily]	863	---	10.0	0.086	0.108
EAST					
O.01 Pre-cast concrete surface (@ concrete slab edge with insulation): Other Mass Wall, Heat capacity 1.0, [Bldg. Use 1 - Multifamily] (b)	3423	---	---	0.064	0.064
O.02 Pre-cast concrete surface (@ concrete slab edge with no insulation): Other Mass Wall, Heat capacity 1.0, [Bldg. Use 1 - Multifamily] (b)	68	---	---	0.496	0.064
O.03 Pre-cast concrete surface (@ concrete column): Other Mass Wall, Heat capacity 1.0, [Bldg. Use 1 - Multifamily] (b)	16845	---	---	0.060	0.064
O.04 Pre-cast concrete surface (@ Shear wall): Other Mass Wall, Heat capacity 1.0, [Bldg. Use 1 - Multifamily] (b)	4238	---	---	0.054	0.064
O.05a Pre-cast concrete wall: Other Mass Wall, Heat capacity 1.0, [Bldg. Use 1 - Multifamily] (b)	32473	---	---	0.060	0.064
V.01a Vision Residential Fixed: Metal Frame:Fixed, Perf. Specs.: Product ID FIXED, SHGC 0.37, VT 0.68, [Bldg. Use 1 - Multifamily] (c)	7004	---	---	0.360	0.420
V.01d Vision Residential Operable: Other Window:Operable, Perf. Specs.: Product ID OPE, SHGC 0.37, VT 0.68, [Bldg. Use 1 - Multifamily] (c)	12969	---	---	0.360	0.350
V.02a Vision Residential Terrace door: Glass (> 50% glazing):Metal Frame, Non-Entrance Door, Perf. Specs.: Product ID DOOR, SHGC 0.37, VT 0.68, [Bldg. Use 1 - Multifamily] (c)	40	---	---	0.650	0.420
O.08 Lot line concrete surface (@ slab edge): Other Mass Wall, Heat capacity 1.0, [Bldg. Use 1 - Multifamily] (b)	547	---	---	1.053	0.064
O.09 Lot line concrete wall: Other Mass Wall, Heat capacity 1.0, [Bldg. Use 1 - Multifamily] (b)	11346	---	---	0.061	0.064
O.10 Spandrel Window (@Shear Wall): Other Mass Wall, Heat capacity 1.0, [Bldg. Use 1 - Multifamily] (b)	907	---	---	0.046	0.064
O.10a Spandrel Window: Other Steel Framed Wall, [Bldg. Use 1 - Multifamily] (b)	245	---	---	0.048	0.064
O.14 Metal panel rainscreen with CMU backup wall: Other Mass Wall, Heat capacity 1.0, [Bldg. Use 1 - Multifamily] (b)	828	---	---	0.060	0.064
O.15 PTD Hollow Metal Door: Uninsulated Single-Layer Metal, Swinging, [Bldg. Use 1 - Multifamily]	97	---	---	0.700	0.500
O.16 Mechanical Louver: Other Steel Framed Wall, [Bldg. Use 3 - Multifamily] (b)	837	---	---	0.171	0.064
O.18 Metal Tubes with CMU backup wall: Other Mass Wall, Heat capacity 1.0, [Bldg. Use 3 - Multifamily] (b)	2175	---	---	0.060	0.064
O.19 Metal Tubes with Concrete Column backup wall: Other Mass Wall, Heat capacity 1.0, [Bldg. Use 3 - Multifamily] (b)	114	---	---	0.061	0.064
O.20 Metal Tubes at slab edge: Other Mass Wall, Heat capacity 1.0, [Bldg. Use 3 - Multifamily] (b)	84	---	---	1.053	0.064
W1 Foundation Structural Concrete Wall: Solid Concrete:12" Thickness, Normal Density, Furring: None, Wall Ht 10.0, Depth B.G. 10.0, [Bldg. Use 3 - Multifamily]	1263	---	10.0	0.086	0.108
SOUTH					
O.01 Pre-cast concrete surface (@ concrete slab edge with insulation): Other Mass Wall, Heat capacity 1.0, [Bldg. Use 1 - Multifamily] (b)	3816	---	---	0.064	0.064
O.03 Pre-cast concrete surface (@ concrete column): Other Mass Wall, Heat capacity 1.0, [Bldg. Use 1 - Multifamily] (b)	12861	---	---	0.060	0.064
O.04 Pre-cast concrete surface (@ Shear wall): Other Mass Wall, Heat capacity 1.0, [Bldg. Use 1 - Multifamily] (b)	2031	---	---	0.054	0.064
O.05a Pre-cast concrete wall: Other Mass Wall, Heat capacity 1.0, [Bldg. Use 1 - Multifamily] (b)	25195	---	---	0.060	0.064

Project Title: Report date: 02/22/17
Data filename: O:\Projects\2015\629 - 130 Williams Street\Adm\Emails\2017.02.22 - To Zuzztte - After Phone C with Examiner\2017.01.11_V.03e_U=1_SHGC=0.82.cck   Page 3 of 15

Assembly	Gross Area or Perimeter	Cavity R-Value	Cont. R-Value	Proposed U-Factor	Budget U-Factor(a)
V.01a Vision Residential Fixed: Metal Frame:Fixed, Perf. Specs.: Product ID FIXED, SHGC 0.37, VT 0.68, [Bldg. Use 1 - Multifamily] (c)	5227	---	---	0.360	0.420
V.01d Vision Residential Operable: Other Window:Operable, Perf. Specs.: Product ID OPE, SHGC 0.37, VT 0.68, [Bldg. Use 1 - Multifamily] (c)	10929	---	---	0.360	0.350
V.01e Vision Residential Operable - RECESSED 10': Other Window:Operable, Perf. Specs.: Product ID OPE, SHGC 0.37, PF 1.00, VT 0.68, [Bldg. Use 1 - Multifamily] (c)	1413	---	---	0.360	0.350
O.05b Pre-cast concrete wall: Other Mass Wall, Heat capacity 1.0, [Bldg. Use 2 - Retail] (b)	802	---	---	0.060	0.064
V.01c Vision Fixed: Metal Frame:Fixed, Perf. Specs.: Product ID FIXED, SHGC 0.37, VT 0.68, [Bldg. Use 2 - Retail] (c)	100	---	---	0.360	0.420
V.02c Vision Terrace door: Glass (> 50% glazing):Metal Frame, Non-Entrance Door, Perf. Specs.: Product ID DOOR, SHGC 0.37, VT 0.68, [Bldg. Use 2 - Retail] (c)	185	---	---	0.650	0.420
V.04d Retail Entrance Door: Glass (> 50% glazing):Metal Frame, Entrance Door, Perf. Specs.: Product ID DOOR, SHGC 0.82, VT 0.68, [Bldg. Use 2 - Retail] (c)	105	---	---	1.000	0.770
O.08 Lot line concrete surface (@ slab edge): Other Mass Wall, Heat capacity 1.0, [Bldg. Use 1 - Multifamily] (b)	148	---	---	1.053	0.064
O.09 Lot line concrete wall: Other Mass Wall, Heat capacity 1.0, [Bldg. Use 1 - Multifamily] (b)	1881	---	---	0.061	0.064
O.12b Metal panel rainscreen with stud framing - RECESSED 10': Other Steel Framed Wall, [Bldg. Use 1 - Multifamily] (b)	6745	---	---	0.043	0.064
V.01b Vision Residential Fixed - RECESSED 10': Metal Frame:Fixed, Perf. Specs.: Product ID FIXED, SHGC 0.37, PF 1.00, VT 0.68, [Bldg. Use 1 - Multifamily] (c)	2363	---	---	0.360	0.420
V.02b Vision Residential Terrace door - RECESSED 10': Glass (> 50% glazing):Metal Frame, Non-Entrance Door, Perf. Specs.: Product ID DOOR, SHGC 0.37, PF 1.00, VT 0.68, [Bldg. Use 1 - Multifamily] (c)	587	---	---	0.650	0.420
O.13 Metal panel rainscreen with concrete column - RECESSED 10': Other Steel Framed Wall, [Bldg. Use 1 - Multifamily] (b)	391	---	---	0.060	0.064
O.14 Metal panel rainscreen with CMU backup wall: Other Mass Wall, Heat capacity 1.0, [Bldg. Use 1 - Multifamily] (b)	642	---	---	0.060	0.064
O.15 PTD Hollow Metal Door: Uninsulated Single-Layer Metal, Swinging, [Bldg. Use 1 - Multifamily]	72	---	---	0.700	0.500
O.18 Metal Tubes with CMU backup wall: Other Mass Wall, Heat capacity 1.0, [Bldg. Use 3 - Multifamily] (b)	750	---	---	0.060	0.064
O.19 Metal Tubes with Concrete Column backup wall: Other Mass Wall, Heat capacity 1.0, [Bldg. Use 3 - Multifamily] (b)	143	---	---	0.061	0.064
O.20 Metal Tubes at slab edge: Other Mass Wall, Heat capacity 1.0, [Bldg. Use 3 - Multifamily] (b)	39	---	---	1.053	0.064
O.21a CW1 Storefront metal panels 80% reduction: Other Steel Framed Wall, [Bldg. Use 2 - Retail] (b)	1594	---	---	0.104	0.064
V.03d Aluminum and glass storefront system: Other Window:Fixed, Perf. Specs.: Product ID STOREFRONT, SHGC 0.82, VT 0.68, [Bldg. Use 2 - Retail] (c)	1329	---	---	1.000	0.350
O.25 Lined tree planter bed: Other Mass Wall, Heat capacity 1.0, [Bldg. Use 2 - Retail] (b)	110	---	---	0.053	0.064
W1 Foundation Structural Concrete Wall: Solid Concrete:12" Thickness, Normal Density, Furring: None, Wall Ht 10.0, Depth B.G. 10.0, [Bldg. Use 3 - Multifamily]	906	---	10.0	0.086	0.108
WEST					
O.01 Pre-cast concrete surface (@ concrete slab edge with insulation): Other Mass Wall, Heat capacity 1.0, [Bldg. Use 1 - Multifamily] (b)	2141	---	---	0.064	0.064
O.02 Pre-cast concrete surface (@ concrete slab edge with no insulation): Other Mass Wall, Heat capacity 1.0, [Bldg. Use 1 - Multifamily] (b)	1558	---	---	0.496	0.064

Project Title: Report date: 02/22/17
Data filename: O:\Projects\2015\629 - 130 Williams Street\Adm\Emails\2017.02.22 - To Zuzztte - After Phone C with Examiner\2017.01.11_V.03e_U=1_SHGC=0.82.cck   Page 4 of 15

Assembly	Gross Area or Perimeter	Cavity R-Value	Cont. R-Value	Proposed U-Factor	Budget U-Factor(a)
O.03 Pre-cast concrete surface (@ concrete column): Other Mass Wall, Heat capacity 1.0, [Bldg. Use 1 - Multifamily] (b)	9850	---	---	0.060	0.064
O.04 Pre-cast concrete surface (@ Shear wall): Other Mass Wall, Heat capacity 1.0, [Bldg. Use 1 - Multifamily] (b)	17211	---	---	0.054	0.064
O.05a Pre-cast concrete wall: Other Mass Wall, Heat capacity 1.0, [Bldg. Use 1 - Multifamily] (b)	21967	---	---	0.060	0.064
V.01a Vision Residential Fixed: Metal Frame:Fixed, Perf. Specs.: Product ID FIXED, SHGC 0.37, VT 0.68, [Bldg. Use 1 - Multifamily] (c)	5037	---	---	0.360	0.420
V.01d Vision Residential Operable: Other Window:Operable, Perf. Specs.: Product ID OPE, SHGC 0.37, VT 0.68, [Bldg. Use 1 - Multifamily] (c)	9987	---	---	0.360	0.350
V.02a Vision Residential Terrace door: Glass (> 50% glazing):Metal Frame, Non-Entrance Door, Perf. Specs.: Product ID DOOR, SHGC 0.37, VT 0.68, [Bldg. Use 1 - Multifamily] (c)	28	---	---	0.650	0.420
O.06 Cast-in-place concrete surface (@ slab edge): Other Mass Wall, Heat capacity 1.0, [Bldg. Use 2 - Retail] (b)	768	---	---	1.053	0.064
V.03b Aluminum and glass storefront system - RECESSED 3': Other Window:Fixed, Perf. Specs.: Product ID STOREFRONT, SHGC 0.82, PF 0.30, VT 0.68, [Bldg. Use 2 - Retail] (c)	531	---	---	1.000	0.350
V.04b Retail Entrance Door - 3' RECESSED: Glass (> 50% glazing):Metal Frame, Entrance Door, Perf. Specs.: Product ID DOOR, SHGC 0.82, PF 0.30, VT 0.68, [Bldg. Use 2 - Retail] (c)	138	---	---	1.000	0.770
O.07 Cast-in-place concrete wall: Other Mass Wall, Heat capacity 1.0, [Bldg. Use 2 - Retail] (b)	1203	---	---	0.060	0.064
V.01c Vision Fixed: Metal Frame:Fixed, Perf. Specs.: Product ID FIXED, SHGC 0.37, VT 0.68, [Bldg. Use 2 - Retail] (c)	477	---	---	0.360	0.420
O.08 Lot line concrete surface (@ slab edge): Other Mass Wall, Heat capacity 1.0, [Bldg. Use 1 - Multifamily] (b)	288	---	---	1.053	0.064
O.09 Lot line concrete wall: Other Mass Wall, Heat capacity 1.0, [Bldg. Use 1 - Multifamily] (b)	6498	---	---	0.061	0.064
O.10 Spandrel Window (@Shear Wall): Other Mass Wall, Heat capacity 1.0, [Bldg. Use 1 - Multifamily] (b)	8001	---	---	0.046	0.064
O.12a Metal panel rainscreen with stud framing: Other Steel Framed Wall, [Bldg. Use 1 - Multifamily] (b)	228	---	---	0.043	0.064
O.14 Metal panel rainscreen with CMU backup wall: Other Mass Wall, Heat capacity 1.0, [Bldg. Use 1 - Multifamily] (b)	393	---	---	0.060	0.064
O.18 Metal Tubes with CMU backup wall: Other Mass Wall, Heat capacity 1.0, [Bldg. Use 3 - Multifamily] (b)	1784	---	---	0.060	0.064
O.19 Metal Tubes with Concrete Column backup wall: Other Mass Wall, Heat capacity 1.0, [Bldg. Use 3 - Multifamily] (b)	1131	---	---	0.061	0.064
O.20 Metal Tubes at slab edge: Other Mass Wall, Heat capacity 1.0, [Bldg. Use 3 - Multifamily] (b)	85	---	---	1.053	0.064
O.21a CW1 Storefront metal panels 80% reduction: Other Steel Framed Wall, [Bldg. Use 2 - Retail] (b)	155	---	---	0.104	0.064
O.23 CW1 Storefront metal panels big 60% reduction: Other Steel Framed Wall, [Bldg. Use 2 - Retail] (b)	383	---	---	0.077	0.064
V.03c Aluminum and glass storefront system - RECESSED 8': Other Window:Fixed, Perf. Specs.: Product ID STOREFRONT, SHGC 0.82, PF 0.80, VT 0.68, [Bldg. Use 2 - Retail] (c)	213	---	---	1.000	0.350
V.04c Recessed Residential Entrance Door - 8' RECESSED: Glass (> 50% glazing):Metal Frame, Entrance Door, Perf. Specs.: Product ID DOOR, SHGC 0.82, PF 0.80, VT 0.68, [Bldg. Use 2 - Retail] (c)	69	---	---	1.000	0.770
O.25 Lined tree planter bed: Other Mass Wall, Heat capacity 1.0, [Bldg. Use 2 - Retail] (b)	294	---	---	0.053	0.064
W1 Foundation Structural Concrete Wall: Solid Concrete:12" Thickness, Normal Density, Furring: None, Wall Ht 10.0, Depth B.G. 10.0, [Bldg. Use 3 - Multifamily]	2060	---	10.0	0.086	0.108

Project Title: Report date: 02/22/17
Data filename: O:\Projects\2015\629 - 130 Williams Street\Adm\Emails\2017.02.22 - To Zuzztte - After Phone C with Examiner\2017.01.11_V.03e_U=1_SHGC=0.82.cck   Page 5 of 15

(a) Budget U-factors are used for software baseline calculations ONLY, and are not code requirements.
(b) 'Other' components require supporting documentation for proposed U-factors.
(c) Fenestration product performance must be certified in accordance with NFRC and requires supporting documentation.

Envelope PASSES: Design 1% better than code

Envelope Compliance Statement

Compliance Statement: The proposed envelope design represented in this document is consistent with the building plans, specifications, and other calculations submitted with this permit application. The proposed envelope systems have been designed to meet the 90.1 (2013) Standard requirements in COMcheck Version 4.0.5.3 and to comply with any applicable mandatory requirements listed in the Inspection Checklist.

Joseph Blanchfield - Partner   [signature]   02/22/17
Name - Title   Signature   Date

REGISTERED ARCHITECT — JOSEPH THOMAS BL... — No. 02... — STATE OF NEW YORK

Project Title: Report date: 02/22/17
Data filename: O:\Projects\2015\629 - 130 Williams Street\Adm\Emails\2017.02.22 - To Zuzztte - After Phone C with Examiner\2017.01.11_V.03e_U=1_SHGC=0.82.cck   Page 6 of 15

130 William Street   U- Value Calculations   Attachment 2
New York, NY   01.09.2017

Roofing assemblies

R.01 Entrance Plaza

	R/inch	thk	R-Value (h-sf-F/Btu)
Outside air film H	0.17		0.17
Pavers	0		0
XPS insulation	5	5	25
Concrete Slab	0.065	12	0.78
Inside air film H	0.61		0.61
	RT=		26.56
U-Value:	U= 1/RT=		0.038

R.02 Terraces
(@ L2, L3, L4, L60 Terraces)

	R/inch	thk	R-Value (h-sf-F/Btu)
Outside air film H	0.17		0.17
Pavers	0		0
XPS insulation	5	5	25
Concrete Slab	0.065	12	0.78
Inside air film H	0.61		0.61
	RT=		26.56
U-Value:	U= 1/RT=		0.038

R.03 60th Terrace
(@ L60 loggia)

	R/inch	thk	R-Value (h-sf-F/Btu)
Outside air film H	0.17		0.17
Pavers	0		0
Concrete Slab	0.065	12	0.78
Semi rigid mineral fiber board insulation (R 4.2/inch)	4.2	3.5	14.7
Inside air film H	0.61		0.61
	RT=		16.26
U-Value:	U= 1/RT=		0.062

130 William Street   U- Value Calculations   Attachment 2
New York, NY   01.09.2017

Roofing assemblies

R.04 Pavers / Green Roof
(@ at Roof terrace L61)

	R/inch	thk	R-Value (h-sf-F/Btu)
Outside air film H	0.17		0.17
Overburden	0		0
XPS insulation	5	5	25
Concrete Slab	0.065	12	0.78
Inside air film H	0.61		0.61
	RT=		26.56
U-Value:	U= 1/RT=		0.038

R.05 Soffit
(@ L61 and L62)

	R/inch	thk	R-Value (h-sf-F/Btu)
Outside air film H	0.17		0.17
Metal Panel	0		0
Exterior grade semi rigid mineral wool	4.2	3.5	14.7
Concrete Slab	0.065	12	0.78
Inside air film H	0.61		0.61
	RT=		16.26
U-Value:	U= 1/RT=		0.062

R.06 Bulkhead Roof
(@ Bulkhead)

	R/inch	thk	R-Value (h-sf-F/Btu)
Outside air film H	0.17		0.17
Polyisocianurate Insulation	5.35	5	26.75
Concrete Slab	0.065	12	0.065
Inside air film H	0.61		0.61
	RT=		27.60
U-Value:	U= 1/RT=		0.036

130 William Street   U- Value Calculations   Attachment 2
New York, NY   01.09.2017

Roofing assemblies

R.07 Planter
(@L3 S & W Façade)

	R/inch	thk	R-Value (h-sf-F/Btu)
Outside air film H	0.17		0.17
XPS insulation	5.00	5	25.00
Concrete Slab	0.065	12	0.78
Inside air film H	0.61		0.61
	RT=		26.56
U-Value:	U= 1/RT=		0.038

130 William Street   U- Value Calculations   Attachment 3
New York, NY   01.09.2017

Opaque wall assemblies

O.01 Pre-cast concrete surface (@ concrete slab edge with insulation)

	R/inch	thk	R-Value (h-sf-F/Btu)
Outside air film	0.17	NA	0.17
Pre-cast concrete panel	0.065	12	0.78
Semi rigid mineral fiber board insulation (R 4.2/inch)	4.2	3.5	14.7
Concrete Slab	0.065	NA	0.07
	RT=		15.72
U-Value:	U= 1/RT=		0.064

O.02 Pre-cast concrete surface (@ concrete slab edge with no insulation)

	R/inch	thk	R-Value (h-sf-F/Btu)
Outside air film	0.17	NA	0.17
Pre-cast concrete panel	0.065	12	0.78
Air Cavity	1	NA	1.00
Concrete Slab	0.065	NA	0.07
	RT=		2.02
U-Value:	U= 1/RT=		0.496

O.03 Pre-cast concrete surface (@ concrete column)

	R/inch	thk	R-Value (h-sf-F/Btu)
Outside air film	0.17	NA	0.17
Pre-cast concrete panel	0.065	11	0.715
Semi rigid mineral fiber board insulation (R 4.2/inch)	4.2	3.5	14.7
Concrete	0.065	12	0.07
Gypsum Wall Board	0.45	NA	0.45
Inside air film	0.68	NA	0.68
	RT=		16.78
U-Value:	U= 1/RT=		0.060

130 William Street   U- Value Calculations   Attachment 3
New York, NY   01.09.2017

Opaque wall assemblies

O.04 Pre-cast concrete surface (@ Shear wall)

	R/inch	thk	R-Value (h-sf-F/Btu)
Outside air film	0.17	NA	0.17
Pre-cast concrete panel	0.065	11	0.715
Air Cavity	1	NA	1
Concrete Slab	0.065	12	0.78
Semi rigid mineral fiber board insulation (R 4.2/inch)	4.2	3.5	14.7
Gypsum Wall Board	0.45	NA	0.45
Inside air film	0.68	NA	0.68
	RT=		18.50
U-Value:	U= 1/RT=		0.054

O.05a Pre-cast concrete wall
@ Residential

	R/inch	thk	R-Value (h-sf-F/Btu)
Outside air film	0.17	NA	0.17
Pre-cast concrete panel	0.065	11	0.715
Semi rigid mineral fiber board insulation (R 4.2/inch)	4.2	3.5	14.7
Gypsum Wall Board	0.45	NA	0.45
Inside air film	0.68	NA	0.68
	RT=		16.72
U-Value:	U= 1/RT=		0.060

O.05b Pre-cast concrete wall
@ Retail & Amenities

	R/inch	thk	R-Value (h-sf-F/Btu)
Outside air film	0.17	NA	0.17
Pre-cast concrete panel	0.065	11	0.715
Semi rigid mineral fiber board insulation (R 4.2/inch)	4.2	3.5	14.7
Gypsum Wall Board	0.45	NA	0.45
Inside air film	0.68	NA	0.68
	RT=		16.72
U-Value:	U= 1/RT=		0.060

130 William Street   U- Value Calculations   Attachment 3
New York, NY   01.09.2017

Opaque wall assemblies

O.06 Cast-in-place concrete surface (@ slab edge)
@ Retail West Plaza

	R/inch	thk	R-Value (h-sf-F/Btu)
Outside air film	0.17	NA	0.17
Concrete Slab	0.065	12	0.78
	RT=		0.95
U-Value:	U= 1/RT=		1.053

O.07 Cast-in-place concrete wall

	R/inch	thk	R-Value (h-sf-F/Btu)
Outside air film	0.17		0.17
Concrete Slab	0.065	12	0.78
Semi rigid mineral fiber board insulation (R 4.2/inch)	4.2	3.5	14.7
Gypsum Wall Board	0.45	NA	0.45
Inside air film	0.68	NA	0.68
	RT=		16.78
U-Value:	U= 1/RT=		0.060

O.08 Lot line concrete surface (@ slab edge)   (Retail)

	R/inch	thk	R-Value (h-sf-F/Btu)
Outside air film	0.17	NA	0.17
Concrete Slab	0.065	12	0.78
	RT=		0.95
U-Value:	U= 1/RT=		1.053

130 William Street   U- Value Calculations   Attachment 3
New York, NY   01.09.2017

Opaque wall assemblies

O.09 Lot line concrete wall

	R/inch	thk	R-Value (h-sf-F/Btu)
Outside air film	0.17	NA	0.17
Concrete	0.065	12	0.78
Semi rigid mineral fiber board insulation (R 4.2/inch)	4.2	3.5	14.7
Gypsum Wall Board	0.45	NA	0.45
Inside air film	0.68	NA	0.68
	RT=		16.78
U-Value:	U= 1/RT=		0.061

Uvalue extracted from table A3.1.-1 from ASHRAE Standard 90.1-2013

O.10 Spandrel Window (@Shear Wall)

		R/inch	thk	R-Value (h-sf-F/Btu)
[*]	GL-4 Spandrel IGU	3	NA	3
	Air Cavity	1	NA	1
	Concrete	0.065	12	0.78
	Semi rigid mineral fiber board insulation (R 4.2/inch)	4.2	3.5	14.70
	Air Cavity	1	NA	1
	Gypsum Wall Board	0.45	NA	0.45
	Inside air film	0.68		0.68
		RT=		21.61
	U-Value:	U= 1/RT=		0.046

[*]For all fenestration in accordande with NFRC 100 (Windows 7.4 USNC)

O.10a Spandrel Window
@ Residential East F: L39, 45, 47,49

		R/inch	thk	R-Value (h-sf-F/Btu)
[*]	GL-4 Spandrel IGU	3	NA	3
	Air Cavity	1	NA	1
	Semi rigid mineral fiber board insulation (R 4.2/inch)	4.2	3.5	14.70
	Air Cavity	1	NA	1
	Gypsum Wall Board	0.45	NA	0.45
	Inside air film	0.68		0.68
		RT=		20.83
	U-Value:	U= 1/RT=		0.048

[*]For all fenestration in accordande with NFRC 100 (Windows 7.4 USNC)

130 William Street   U- Value Calculations   Attachment 3
New York, NY   01.09.2017

Opaque wall assemblies

O.11 Spandrel CW2 Storefront

		R/inch	thk	R-Value (h-sf-F/Btu)
	Outside air film	0.17	NA	0.17
[*]	GL-4 Spandrel IGU	4	NA	4
[**]	Semi rigid mineral fiber board insulation (R 4.2/inch)	4.2	4	8.4
	Inside air film	0.68	NA	0.68
		RT=		13.25
	U-Value:	U= 1/RT=		0.075

[*] Equivalent R Value. Center of Glass U-Value
[**]Assumption of 50% reduction during to heat loss through CW frame

O.12a Metal panel rainscreen with stud framing
O.12b Metal panel rainscreen with stud framing - RECESSED 10'

		R/inch	thk	R-Value (h-sf-F/Btu)
	Outside air film	0.17	NA	0.17
	Painted Aluminum MP-4	0	NA	0
	Semi rigid mineral fiber board insulation (R 4.2/inch)	4.2	3.5	14.7
	5/8 Exterior sheathing	0.67	NA	0.67
[***]	Batt insulation within cavity	3.7	6	6.66
	Gypsum Wall Board	0.45	NA	0.45
	Inside air film	0.68	NA	0.68
		RT=		23.33
	U-Value:	U= 1/RT=		0.043

[***] Assumption 70% loss through stud wall frame

130 William Street   U- Value Calculations   Attachment 3
New York, NY   01.09.2017

Opaque wall assemblies

O.13 Metal panel rainscreen with concrete column - RECESSED 10'

	R/inch	thk	R-Value (h-sf-F/Btu)
Outside air film	0.17	NA	0.17
Painted Aluminum MP-4	0	NA	0
Semi rigid mineral fiber board insulation (R 4.2/inch)	4.2	3.5	14.7
Concrete	0.065	12	0.78
Gypsum Wall Board	0.45	NA	0.45
Inside air film	0.68	NA	0.68
	RT=		16.78
U-Value:	U= 1/RT=		0.060

O.14 Metal panel rainscreen with CMU backup wall

	R/inch	thk	R-Value (h-sf-F/Btu)
Outside air film	0.17	NA	0.17
Painted Aluminum MP-4	0	NA	0
Semi rigid mineral fiber board insulation (R 4.2/inch)	4.2	3.5	14.7
8" CMU	1.11	NA	1.11
Inside air film	0.68	NA	0.68
	RT=		16.66
U-Value:	U= 1/RT=		0.060

O.15 PTD Hollow Metal Door

U-Value: U= 1/RT=   0.700

O.16 Mechanical Louver
O.17 Louver at CW1

		R/inch	thk	R-Value (h-sf-F/Btu)
	Outside air film	0.17	NA	0.17
	Aluminum mechanical louver	NA	NA	NA
[**]	Blank off panel	5	2	5
	Inside air film	0.68	NA	0.68
		RT=		5.85
	U-Value:	U= 1/RT=		0.171

[**]Assumption of 50% reduction during to heat loss through CW frame

130 William Street   U- Value Calculations   Attachment 3
New York, NY   01.09.2017

Opaque wall assemblies

O.18 Metal Tubes with CMU backup wall

	R/inch	thk	R-Value (h-sf-F/Btu)
Outside air film	0.17	NA	0.17
Unitized Aluminum Tube Rainscreen	0	NA	0
10" CMU	1.2	NA	1.2
Semi rigid mineral fiber board insulation (R 4.2/inch)	4.2	3.5	14.7
Inside air film	0.68	NA	0.68
	RT=		16.75
U-Value:	U= 1/RT=		0.060

O.19 Metal Tubes with Concrete Column backup wall

	R/inch	thk	R-Value (h-sf-F/Btu)
Outside air film	0.17	NA	0.17
Unitized Aluminum Tube Rainscreen	0	NA	0
Concrete	0.065	12	0.78
Semi rigid mineral fiber board insulation (R 4.2/inch)	4.2	3.5	14.7
Inside air film	0.68	NA	0.68
	RT=		16.33
U-Value:	U= 1/RT=		0.061

O.20 Metal Tubes at slab edge

	R/inch	thk	R-Value (h-sf-F/Btu)
Outside air film	0.17	NA	0.17
Concrete Slab	0.065	12	0.780
	RT=		0.95
U-Value:	U= 1/RT=		1.053

130 William Street   U- Value Calculations   Attachment 3
New York, NY   01.09.2017

Opaque wall assemblies

O.21a CW1 Storefront metal panels 80% reduction
O.21b CW1 Storefront metal panels 80% reduction(@ Slab edge)

		R/inch	thk	R-Value (h-sf-F/Btu)
	Outside air film	0.17	NA	0.17
[**]	1" composite panel	4	NA	2
[****]	Semi rigid mineral fiber board insulation (R 4.2/inch)	4.2	6	5.04
	Inside air film	0.68	3.5	2.38
		RT=		9.59
	U-Value:	U= 1/RT=		0.104

[**]Assumption of 50% reduction during to heat loss through CW frame
[****]Assumption of 80% reduction during to heat loss through CW frame

O.22 CW1 Canopy

		R/inch	thk	R-Value (h-sf-F/Btu)
	Outside air film	0.17	NA	0.17
	1" composite panel	4.00	NA	4.00
[****]	Semi rigid mineral fiber board insulation (R 4.2/inch)	4.20	6	2.52
	Inside air film	0.68	NA	0.68
		RT=		6.69
	U-Value:	U= 1/RT=		0.149

[****]Assumption of 90% reduction during to heat loss through CW frame

O.23 CW1 Storefront metal panels big 60% reduction

		R/inch	thk	R-Value (h-sf-F/Btu)
	Outside air film	0.17	NA	0.17
[**]	1" composite panel	4	NA	2
[****]	Semi rigid mineral fiber board insulation (R 4.2/inch)	4.2	6	10.08
	Inside air film	0.68	NA	0.68
		RT=		12.93
	U-Value:	U= 1/RT=		0.077

[**]Assumption of 50% reduction during to heat loss through CW frame
[****]Assumption of 60% reduction during to heat loss through CW frame

130 William Street   U- Value Calculations   Attachment 3
New York, NY   01.09.2017

Opaque wall assemblies

O.24 Residential entrance Door Opaque

	R/inch	thk	R-Value (h-sf-F/Btu)
U-Value:	U= 1/RT=		0.700

O.25 Lined tree planter bed

	R/inch	thk	R-Value (h-sf-F/Btu)
Outside air film	0.17	NA	0.17
8" CMU	1.11	NA	1.11
Air Cavity	1	NA	1
Concrete	0.065	12	0.78
Semi rigid mineral fiber board insulation (R 4.2/inch)	4.2	3.5	14.7
Gypsum Wall Board	0.45	NA	0.45
Inside air film	0.68	NA	0.68
	RT=		18.89
U-Value:	U= 1/RT=		0.053

O.26 Stone Clad

	R/inch	thk	R-Value (h-sf-F/Btu)
Outside air film	0.17	NA	0.17
Semi rigid mineral fiber board insulation (R 4.2/inch)	4.2	3.5	14.7
8" CMU	1.11	NA	1.11
Gypsum Wall Board	0.45	NA	0.45
	RT=		16.43
U-Value:	U= 1/RT=		0.061

130 William Street   U- Value Calculations   Attachment 4
New York, NY   01.09.2017

Vision wall assemblies

V.01a Vision Residential Fixed
@ Residential
V.01b Vision Residential Fixed - RECESSED 10'
@ Loggia
V.01c Vision Fixed
@ Retail & Amenities
V.01d Vision Residential Operable
@ Residential
V.01e Vision Residential Operable - RECESSED 10'
@ Loggia

Thermally Broken Frame with 1-1/8" low-iron IGU with low-e coating on #2 surface (Guardian SN68) argon filled(GL1 & GL1T)

U-Value: Uv.1= 0.360

Solar Heat Gain Coefficient   SHGCv.1= 0.370

V.02a Vision Residential Terrace door
@ Residential
V.02b Vision Residential Terrace door - RECESSED 10'
@ Loggia
V.02c Vision Terrace door
@ Retail & Amenities

Thermally Broken Frame with 1-1/8" low-iron IGU with low-e coating on #2 surface (Guardian SN68) argon filled(GL1 & GL1T)

U-Value: Uv.2= 0.650

Solar Heat Gain Coefficient   SHGCv.2= 0.370

130 William Street   U- Value Calculations   Attachment 4
New York, NY   01.09.2017

Vision wall assemblies

V.03a Aluminum and glass storefront system - 11' CANOPY
@Retail N Façade
V.03b Aluminum and glass storefront system - RECESSED 3'
@Retail W Façade
V.03c Aluminum and glass storefront system - RECESSED 8'
@Residential entrance W Façade
V.03d Aluminum and glass storefront system
@L2 Retail S Façade

3/4" monolithic uncoated clear glass

U-Value: Uv.3.a= 1.000

Solar Heat Gain Coefficient   SHGCv.3.a= 0.820

V.04a Retail Entrance Door - 11' CANOPY
@Retail N Façade
V.04b Retail Entrance Door - 3' RECESSED
@Retail W Façade
V.04c Recessed Residential Entrance Door - 8' RECESSED
@Residential entrance W Façade
V.04d Retail Entrance Door
@L2 Retail S Façade
V.04e Amenities Storefront Door - 2.5' CANOPY
@L4 Amenities N Façade

1/2" monolithic fully tempered clear glass

U-Value: Uv.3.b= 1.000

Solar Heat Gain Coefficient   SHGCv.3.b= 0.820

V.03e Aluminum and glass storefront system - 2.5' CANOPY
@L4 Amenities N Façade

Curtwain wall with 1-1/8" low-iron IGU with low-e coating on #2 surface (Guardian SN68) argon filled(GL1 & GL1T)

U-Value: Uv.3.a= 0.360

Solar Heat Gain Coefficient   SHGCv.3.a= 0.370

130 William Street   U- Value Calculations   Attachment 3
New York, NY   01.09.2017

Opaque wall assemblies

W.1 Foundation Structural Concrete Wall

Protection board + 2" Extruded Polystyrene board insulation + 1' 1/4" > 2.5' Structural Concrete

U-Value: U= 1/RT=   0.086

130 WILLIAM STREET OPAQUE WALL ASSEMBLIES & REFERENCE DETAIL (COMcheck)

WALL TYPE	U- FACTOR	REFERENCE	DRAWING REFERENCE
TYPE O.01 PRE-CAST CONCRETE SURFACE (AT CONCRETE SLAB EDGE)	0.064	1/ EN-012	2 / A-932
TYPE O.02 PRE-CAST CONCRETE SURFACE (AT CONCRETE SLAB EDGE WITH NO INSULATION)	0.496	2/ EN-012	6 / A-932
TYPE O.03 PRE-CAST CONCRETE SURFACE (AT CONCRETE COLUMN)	0.060	3/ EN-012	1 / A-931
TYPE O.04 PRE-CAST CONCRETE SURFACE (AT SHEAR WALL)	0.054	4/ EN-012	4 / A-931
TYPE O.05a PRE-CAST CONCRETE WALL	0.060	5/ EN-012	2 / A-932
TYPE O.05b PRE-CAST CONCRETE WALL	0.060	5/ EN-012	2 / A-932
TYPE O.06 CAST-IN-PLACE CONCRETE SURFACE (AT SLAB EDGE)	1.053	1/ EN-013	4 / A-938
TYPE O.07 CAST-IN-PLACE CONCRETE WALL	0.060	2/ EN-013	4 / A-938
TYPE O.08 LOT LINE CONCRETE SURFACE (AT SLAB EDGE)	1.053	6/ EN-012	16 / A-931
TYPE O.09 LOT LINE CONCRETE WALL	0.061	8/ EN-012	16 / A-931
TYPE O.10 SPANDREL WINDOW (AT SHEAR WALL)	0.046	3/ EN-013	6 / A-932
TYPE O.10a SPANDREL WINDOW	0.048	5/ EN-013	6 / A-933
TYPE O.11 SPANDREL CW2 STOREFRONT	0.075	4/ EN-013	1 / A-941
TYPE O.12a METAL PANEL RAINSCREEN WITH STUD FRAMING	0.043	6/ EN-013	2 / A-945
TYPE O.12b METAL PANEL RAINSCREEN WITH STUD FRAMING - RECESSED 10'	0.043	6/ EN-013	2 / A-945
TYPE O.13 METAL PANEL RAINSCREEN WITH CONCRETE COLUMN - RECESSED 10'	0.060	1/ EN-014	5 / A-943
TYPE O.14 METAL PANEL RAINSCREEN WITH CMU BACKUP WALL	0.060	2/ EN-014	5 / A-947
TYPE O.15 PTD HOLLOW METAL DOOR	0.700	3/ EN-014	3 / A-945
TYPE O.16 MECHANICAL LOUVER	0.171	4/ EN-014	2 / A-933
TYPE O.17 LOUVER AT CW1	0.171	1/ EN-015	1 / A-936
TYPE O.18 METAL TUBES WITH CMU BACKUP WALL	0.060	2/ EN-015	3 / A-947
TYPE O.19 METAL TUBES WITH CONCRETE COLUMN BACKUP WALL	0.061	3/ EN-015	2 / A-947
TYPE O.20 METAL TUBES AT SLAB EDGE	1.053	4/ EN-015	4 / A-947
TYPE O.21a CW1 STOREFRONT METAL PANELS 80% REDUCTION	0.104	5/ EN-015	1 / A-936
TYPE O.21b CW1 STOREFRONT METAL PANELS 80% REDUCTION (AT SLAB EDGE)	0.104	6/ EN-015	1 / A-936
TYPE O.22 CW1 CANOPY	0.149	7/ EN-015	1 / A-936
TYPE O.23 CW1 STOREFRONT METAL PANELS BIG 60% REDUCTION	0.077	1/ EN-016	2 / A-936
TYPE O.24 RESIDENTIAL ENTRANCE DOOR OPAQUE	0.700	5/ EN-016	2 / A-936
TYPE O.25 LINED TREE PLANTER BED	0.053	2/ EN-016	4 / A-921
TYPE O.26 STONE CLAD	0.061	4/ EN-016	1 / A-938
TYPE W.1 (FOUNDATION STRUCTURAL CONCRETE WALL)	0.086	3/ EN-016	14 / A-931

130 WILLIAM STREET VISION ASSEMBLIES & REFERENCE DETAIL (COMcheck)

WALL TYPE	U- FACTOR	REFERENCE	DRAWING REFERENCE
TYPE V.01a VISION RESIDENTIAL FIXED	0.360	Derived	A-330 / A-331
TYPE V.01b VISION RESIDENTIAL FIXED-LOGGIA - RECESSED 10'	0.360	Derived	A-330 / A-331
TYPE V.01c VISION FIXED - RETAIL & AMENITIES	0.360	Derived	A-330 / A-331
TYPE V.01d VISION RESIDENTIAL OPERABLE	0.360	Derived	A-330 / A-331
TYPE V.01e VISION RESIDENTIAL OPERABLE - RECESSED 10'	0.360	Derived	A-330 / A-331
TYPE V.02a VISION RESIDENTIAL TERRACE DOOR	0.650	Derived	A-330 / A-331
TYPE V.02b VISION RESIDENTIAL TERRACE DOOR -LOGGIA -RECESSED 10'	0.650	Derived	A-330 / A-331
TYPE V.02c VISION TERRACE DOOR - RETAIL & AMENITIES	0.650	Derived	A-330 / A-331
TYPE V.03a ALUMINUM & GLASS STOREFRONT - 11' CANOPY	1.000	Derived	A-330 / A-332
TYPE V.03b ALUMINUM & GLASS STOREFRONT SYSTEM - RECESSED 3'	1.000	Derived	A-330 / A-332
TYPE V.03c ALUMINUM & GLASS STOREFRONT SYSTEM - RECESSED 8'	1.000	Derived	A-330 / A-332
TYPE V.03d ALUMINUM & GLASS STOREFRONT SYSTEM	1.000	Derived	A-330 / A-332
TYPE V.03e ALUMINUM & GLASS STOREFRONT SYSTEM - 2.5' CANOPY	0.360	Derived	A-330 / A-332
TYPE V.04a RETAIL ENTRANCE DOOR - 11' CANOPY	1.000	Derived	A-330 / A-332
TYPE V.04b RETAIL ENTRANCE DOOR - 3' RECESSED	1.000	Derived	A-330 / A-332
TYPE V.04c RECESSED RESIDENTIAL ENTRANCE DOOR - 8' RECESSED	1.000	Derived	A-330 / A-332
TYPE V.04d RETAIL ENTRANCE DOOR	1.000	Derived	A-330 / A-332
TYPE V.04e AMENITIES STOREFRONT DOOR - 2.5' CANOPY	1.000	Derived	A-330 / A-332

130 WILLIAM STREET HORIZONTAL ASSEMBLIES & REFERENCE DETAIL (COMcheck)

ASSEMBLY TYPE	U-FACTOR	REFERENCE	DRAWING REFERENCE
TYPE R.01 ENTRANCE PLAZA	0.038	3/ EN-017	4B / A-921
TYPE R.02 TERRACES	0.038	2/ EN-017	1 / A-939
TYPE R.03 60TH TERRACE	0.062	1/ EN-017	2 / A-945
TYPE R.04 PAVERS/GREEN ROOF	0.038	5/ EN-017	3 / A-947
TYPE R.05 SOFFIT	0.062	4/ EN-017	4 / A-947
TYPE R.06 BULKHEAD ROOF	0.036	6/ EN-017	1 / A-947
TYPE R.07 PLANTER	0.038	7/ EN-017	4A / A-921

	INSPECTION / TEST	PERIODIC (MINIMUM)	REFERENCE STANDARD	NYCECC CITATION
IIA	ENVELOPE INSPECTIONS			
IIA1	PROTECTION OF EXPOSED FOUNDATION INSULATION: INSULATION SHALL BE VISUALLY INSPECTED TO VERIFY PROPER PROTECTION WHERE APPLIED TO THE EXTERIOR OF BASEMENT OR CELLAR WALLS, CRAWL-SPACE WALLS AND/OR THE PERIMETER OF SLAB-ON-GRADE FLOORS.	AS REQUIRED DURING FOUNDATION WORK AND PRIOR TO BACKFILL	APPROVED CONSTRUCTION DOCUMENTS	C303.2.1; ASHRAE 90.1 ï 5.8.1.7
IIA2	INSULATION PLACEMENT AND R-VALUES: INSTALLED INSULATION FOR EACH COMPONENT OF THE CONDITIONED SPACE ENVELOPE AND AT JUNCTIONS BETWEEN COMPONENTS SHALL BE VISUALLY INSPECTED TO ENSURE THAT THE R-VALUES ARE MARKED, THAT SUCH R-VALUES CONFORM TO THE R-VALUES IDENTIFIED IN THE CONSTRUCTION DOCUMENTS AND THAT THE INSULATION IS PROPERLY INSTALLED. CERTIFICATIONS FOR UNMARKED INSULATION SHALL BE SIMILARLY VISUALLY INSPECTED.	AS REQUIRED TO VERIFY CONTINUOUS ENCLOSURE WHILE WALLS, CEILINGS AND FLOORS ARE OPEN	APPROVED CONSTRUCTION DOCUMENTS	303.1, 303.1.1, 303.1.2, 402.1, 402.2, 402.4.2.2, TABLE 402.4.2
IIA3	FENESTRATION U-FACTOR AND PRODUCT RATINGS: U-FACTORS, SHGC AND VT VALUES OF INSTALLED FENESTRATION SHALL BE VISUALLY INSPECTED FOR CONFORMANCE WITH THE U-FACTORS, SHGC AND VT VALUES IDENTIFIED IN THE CONSTRUCTION DRAWINGS BY VERIFYING THE MANUFACTURER'S NFRC LABELS, OR WHERE NOT LABELED, USING THE RATINGS IN ECC TABLES C303.1.3(1), (2) AND (3).	AS REQUIRED DURING INSTALLATION.	APPROVED CONSTRUCTION DOCUMENTS; NFRC 100, NFRC 200	C303.1, C303.1.3, C402.3; ASHRAE 90.1-5.5; 5.6 OR 11; 5.8.2
IIA4	FENESTRATION AIR LEAKAGE: FOR CURTAIN WALL, STOREFRONT GLAZING, COMMERCIAL ENTRANCE DOORS AND REVOLVING DOORS, THE TESTING REPORTS SHALL BE REVIEWED TO VERIFY THAT THE INSTALLED ASSEMBLY COMPLIES WITH THE STANDARD CITED IN THE APPROVED PLANS.	AS REQUIRED DURING INSTALLATION; PRIOR TO FINAL CONSTRUCTION INSPECTION.	NFRC 400, AAMA/WDMA/CSA 101/I.S.2/A440 ASTM E283; ANSI/DASMA 105	C303.1, C303.1.3, C402.3; ASHRAE 90.1-5.5; 5.6 OR 11; 5.8.2
IIA5	FENESTRATION AREAS: DIMENSIONS OF WINDOWS, DOORS AND SKYLIGHTS SHALL BE VERIFIED BY VISUAL INSPECTION.	PRIOR TO FINAL CONSTRUCTION INSPECTION.	APPROVED CONSTRUCTION DOCUMENTS.	C402.3; ASHRAE 90.1-5.5.4.2, 5.6 OR 11
IIA6	AIR SEALING AND INSULATION - VISUAL INSPECTION: OPENINGS AND PENETRATIONS IN THE BUILDING ENVELOPE, INCLUDING SITE-BUILT FENESTRATION AND DOORS, SHALL BE VISUALLY INSPECTED TO VERIFY THAT A CONTINUOUS AIR BARRIER AROUND THE ENVELOPE FORMS AN AIR-TIGHT ENCLOSURE. THE PROGRESS INSPECTOR SHALL VISUALLY INSPECT TO VERIFY THAT MATERIALS AND/OR ASSEMBLIES HAVE BEEN TESTED AND MEET THE REQUIREMENTS OF THE RESPECTIVE STANDARDS, OR THAT THE BUILDING IS TESTED AND MEETS THE REQUIREMENTS OF THE STANDARD, IN ACCORDANCE WITH THE STANDARD(S) CITED IN THE APPROVED PLANS.	AS REQUIRED DURING ENVELOPE CONSTRUCTION.	APPROVED CONSTRUCTION DOCUMENTS; ASTM E283; ASTM E2178, ASTM E2357, ASTM E1677, ASTM E779, ASTM E283	C402.4; ASHRAE 90.1-5.4.3.1
IIA9	VESTIBULES: REQUIRED ENTRANCE VESTIBULES SHALL BE VISUALLY INSPECTED FOR PROPER OPERATION.	PRIOR TO FINAL CONSTRUCTION INSPECTION.	APPROVED CONSTRUCTION DOCUMENTS	C402.4.7; ASHRAE 90.1-2010-5.4.3.4

Clara Gomez
NYC Buildings
APPROVED
Under Directive 2 of 1975
Date: 11/06/2017:
NYC Development Hub

PROFESSIONAL STATEMENT:
TO THE BEST OF MY KNOWLEDGE, BELIEF AND PROFESSIONAL JUDGEMENT, THIS APPLICATION IS IN COMPLIANCE WITH THE 2016 NYECCC PER APPLICATION OF ASHRAE 90.1 2013 STANDARD.

NOTES:

Number:	Date:	Revision:
2	10/30/2017	ISSUED TO DOB
1	01/06/2017	DOB RE-SUBMISSION

Project:
130 WILLIAM STREET
130 WILLIAM STREET
NEW YORK, NY 10038

Client:
THE LIGHTSTONE GROUP
130 WILLIAM STREET PROPERTY OWNER LLC
460 PARK AVE, 13TH FLOOR
NEW YORK, NY 10022
(212) 616-9971

Architect:
HILL | WEST ARCHITECTS
11 BROADWAY
17TH FLOOR
NEW YORK, NY 10004
T. 212 213 8007

Creative Director
Adjaye Associates
415 Broadway, 3rd Fl.
New York, NY 10013
(212) 965-8477

Building Structures:
McNamara Salvia
62 West 45th Street, 11th Fl.
New York, NY 10036
(212) 246-9800

MEP Engineer:
Ventrop ECG, LLC
365 W 34th Street, 3rd Fl.
New York, NY 10001
(212) 244-5060

Exterior Facade Consultant:
Gilsanz Murray Steficek, LLP
129 West 27th Street, 5th Fl.
New York, NY 10001
(212) 254-0030

Landscape Architect:
Weintraub Diaz, LLC
19 New Street
Nyack, NY 10960
(845) 353-2500

Civil Engineer & Acoustic Consultant:
AKRF Engineering PC
440 Park Avenue South, 7th Fl.
New York, NY 10016
(646) 388-9829

IT & Security Consultant:
Anj Communications
133 Sunny Ridge Road
Harrison, New York 10528
(914) 967-1967

Pool Consultant:
Integrated Aquatics Engineering, Inc.
75 Shewell Ave
Doylestown, PA 18901
(215) 230-8623

Elevator Consultant:
Jenkins and Huntington
1251 Avenue of the Americas
New York, NY 10020
(212)-696-1818

DOB STAMPS & SIGNATURES:

DWG TITLE:
ENERGY COMPLIANCE
NB#121192903

SEAL & SIGNATURE:
REGISTERED ARCHITECT — DAVID CHARLES WEST — No. 020801 — STATE OF NEW YORK

DATE: 10/30/2017
PROJECT #: 14A26
SCALE: NTS
EN-009.00
DWG NO.

J:\14A26 130 William Street\1_Drawing Sets\110_Submissions

DEPT OF BLDGS 121192903 Job Number
E350070324R Scan Code

EAST ELEVATION - OPAQUE ASSEMBLIES

WALL TYPE	COMPONENT	ASSEMBLY	SURFACE AREA (SF)	DETAIL
O.01	PRECAST CONCRETE PANEL AT PARAPET (MASONRY & METAL PANEL)	8" PRECAST CONCRETE PANEL, 2" AIR SPACE, 4" MASONRY & METAL, 2" AIR SPACE, 6" CMU W/ FURRING & GYP BD	3421	1/16in=1
O.02	PRECAST CONCRETE PANEL AT PARAPET (MASONRY & METAL PANEL)	8" PRECAST CONCRETE PANEL, 2" AIR SPACE, 4" MASONRY & METAL, 2" AIR SPACE, 6" CMU W/ FURRING & GYP BD	69	2 1/4in=1
O.03	PRECAST CONCRETE PANEL AT PARAPET (MASONRY & METAL PANEL)	8" PRECAST CONCRETE PANEL, 2" AIR SPACE, 4" MASONRY & METAL, 2" AIR SPACE, 6" CMU W/ FURRING & GYP BD	18845	3 1/8in=1
O.04	PRECAST CONCRETE PANEL AT PARAPET (MASONRY & METAL PANEL)	8" PRECAST CONCRETE PANEL, 2" AIR SPACE, 4" MASONRY & METAL, 2" AIR SPACE, 6" CMU W/ FURRING & GYP BD	4236	4 1/4in=1
O.04a	PRECAST CONCRETE PANEL AT PARAPET (MASONRY & METAL PANEL)	8" PRECAST CONCRETE PANEL, 2" AIR SPACE, 4" MASONRY & METAL, 2" AIR SPACE, 6" CMU W/ FURRING & GYP BD	16967	4 1/4in=1
O.05	PRECAST CONCRETE PANEL AT PARAPET (MASONRY & METAL PANEL)	8" PRECAST CONCRETE PANEL, 2" AIR SPACE, 4" MASONRY & METAL, 2" AIR SPACE, 6" CMU W/ FURRING & GYP BD	541	3 1/8in=1
O.06	PRECAST CONCRETE PANEL AT PARAPET (MASONRY & METAL PANEL)	8" PRECAST CONCRETE PANEL, 2" AIR SPACE, 4" MASONRY & METAL, 2" AIR SPACE, 6" CMU W/ FURRING & GYP BD	11346	3 1/8in=1
O.08	10" PRECAST CONCRETE PANEL AT LOBBY	10" PRECAST CONCRETE PANEL, 2" AIR SPACE, 4" MASONRY & METAL, 2" AIR SPACE, 6" CMU W/ FURRING & GYP BD	907	3 1/8in=1
O.10	SPANDREL ASSEMBLY (MASONRY & METAL)	8" PRECAST CONCRETE PANEL, 2" AIR SPACE, 4" MASONRY & METAL, 2" AIR SPACE, 6" CMU W/ FURRING & GYP BD	245	3 1/8in=1
O.10a	SPANDREL ASSEMBLY (MASONRY & METAL)	8" PRECAST CONCRETE PANEL, 2" AIR SPACE, 4" MASONRY & METAL, 2" AIR SPACE, 6" CMU W/ FURRING & GYP BD	731	3 1/8in=1
O.14	MECH. SHED SUNSCREEN WITH FIXED LOUVERS	8" PRECAST CONCRETE PANEL W/ 2" AIR SPACE, 4" MASONRY & METAL, 2" AIR SPACE, 6" CMU W/ FURRING & GYP BD	97	3 1/8in=1
O.15	PHYSICAL BARRIER	8" PRECAST CONCRETE PANEL W/ 2" AIR SPACE, 4" MASONRY & METAL, 2" AIR SPACE, 6" CMU W/ FURRING & GYP BD	637	3 1/8in=1
O.18	METAL SUBSTRATE/CLADDING	METAL SUBSTRATE/CLADDING	2175	3 1/8in=1
O.19	METAL SUBSTRATE/CLADDING	METAL SUBSTRATE/CLADDING	116	3 1/8in=1
O.20	METAL SUBSTRATE/CLADDING	METAL SUBSTRATE/CLADDING	84	3 1/8in=1
W.01	GLAZING/CONSTRUCTION/CURTAIN WALL	GLAZING/CONSTRUCTION/CURTAIN WALL	53477	3 1/8in=1
		TOTAL OPAQUE AREA ABOVE GRADE	53477	
		TOTAL OPAQUE AREA	55090	

EAST ELEVATION - VISION ASSEMBLIES

WALL TYPE	COMPONENT	SURFACE AREA (SF)	DETAIL
V.01a	SPANDREL GLAZING ASSEMBLY AT BUILDING	7994	A3201, A4201
V.01d	SPANDREL GLAZING ASSEMBLY AT BUILDING	12989	A3201, A4201
V.02a	CURTAIN WALL GLAZING ASSEMBLY	42	A3201, A4201
	TOTAL VISION AREA	20972	

WEST ELEVATION - OPAQUE ASSEMBLIES

WALL TYPE	COMPONENT	ASSEMBLY	SURFACE AREA (SF)	DETAIL
O.01	PRECAST CONCRETE PANEL AT PARAPET (MASONRY & METAL PANEL)	8" PRECAST CONCRETE PANEL, 2" AIR SPACE, 4" MASONRY & METAL, 2" AIR SPACE, 6" CMU W/ FURRING & GYP BD	2161	1/16in=1
O.02	PRECAST CONCRETE PANEL AT PARAPET (MASONRY & METAL PANEL)	8" PRECAST CONCRETE PANEL, 2" AIR SPACE, 4" MASONRY & METAL, 2" AIR SPACE, 6" CMU W/ FURRING & GYP BD	1055	2 1/4in=1
O.03	PRECAST CONCRETE PANEL AT PARAPET (MASONRY & METAL PANEL)	8" PRECAST CONCRETE PANEL, 2" AIR SPACE, 4" MASONRY & METAL, 2" AIR SPACE, 6" CMU W/ FURRING & GYP BD	9850	3 1/8in=1
O.04	PRECAST CONCRETE PANEL AT PARAPET (MASONRY & METAL PANEL)	8" PRECAST CONCRETE PANEL, 2" AIR SPACE, 4" MASONRY & METAL, 2" AIR SPACE, 6" CMU W/ FURRING & GYP BD	17211	4 1/4in=1
O.04a	PRECAST CONCRETE PANEL AT PARAPET (MASONRY & METAL PANEL)	8" PRECAST CONCRETE PANEL, 2" AIR SPACE, 4" MASONRY & METAL, 2" AIR SPACE, 6" CMU W/ FURRING & GYP BD	9955	4 1/4in=1
O.06	PRECAST CONCRETE PANEL AT PARAPET (MASONRY & METAL PANEL)	8" PRECAST CONCRETE PANEL, 2" AIR SPACE, 4" MASONRY & METAL, 2" AIR SPACE, 6" CMU W/ FURRING & GYP BD	726	3 1/8in=1
O.07	10" PRECAST CONCRETE PANEL AT LOBBY	10" PRECAST CONCRETE PANEL, 2" AIR SPACE, 4" MASONRY & METAL, 2" AIR SPACE, 6" CMU W/ FURRING & GYP BD	299	3 1/8in=1
O.08	10" PRECAST CONCRETE PANEL AT LOBBY	10" PRECAST CONCRETE PANEL, 2" AIR SPACE, 4" MASONRY & METAL, 2" AIR SPACE, 6" CMU W/ FURRING & GYP BD	648	3 1/8in=1
O.10	SPANDREL ASSEMBLY (MASONRY & METAL)	8" PRECAST CONCRETE PANEL, 2" AIR SPACE, 4" MASONRY & METAL, 2" AIR SPACE, 6" CMU W/ FURRING & GYP BD	807	3 1/8in=1
O.10a	SPANDREL ASSEMBLY (MASONRY & METAL)	8" PRECAST CONCRETE PANEL, 2" AIR SPACE, 4" MASONRY & METAL, 2" AIR SPACE, 6" CMU W/ FURRING & GYP BD	225	3 1/8in=1
O.14	MECH. SHED SUNSCREEN WITH FIXED LOUVERS	8" PRECAST CONCRETE PANEL W/ 2" AIR SPACE, 4" MASONRY & METAL, 2" AIR SPACE, 6" CMU W/ FURRING & GYP BD	393	3 1/8in=1
O.18	METAL SUBSTRATE/CLADDING	METAL SUBSTRATE/CLADDING	1784	3 1/8in=1
O.19	METAL SUBSTRATE/CLADDING	METAL SUBSTRATE/CLADDING	1737	3 1/8in=1
O.20	METAL SUBSTRATE/CLADDING	METAL SUBSTRATE/CLADDING	85	3 1/8in=1
O.21a	12" PRECAST CONCRETE PANEL AT LOBBY	12" PRECAST CONCRETE PANEL, 2" AIR SPACE, 4" MASONRY & METAL, 2" AIR SPACE, 6" CMU W/ FURRING & GYP BD	155	3 1/8in=1
O.21b	12" PRECAST CONCRETE PANEL AT LOBBY	12" PRECAST CONCRETE PANEL, 2" AIR SPACE, 4" MASONRY & METAL, 2" AIR SPACE, 6" CMU W/ FURRING & GYP BD	101	3 1/8in=1
O.21c	12" PRECAST CONCRETE PANEL AT LOBBY	12" PRECAST CONCRETE PANEL, 2" AIR SPACE, 4" MASONRY & METAL, 2" AIR SPACE, 6" CMU W/ FURRING & GYP BD	294	3 1/8in=1
O.21d	12" PRECAST CONCRETE PANEL AT LOBBY	12" PRECAST CONCRETE PANEL, 2" AIR SPACE, 4" MASONRY & METAL, 2" AIR SPACE, 6" CMU W/ FURRING & GYP BD	1475	3 1/8in=1
W.01	GLAZING/CONSTRUCTION/CURTAIN WALL	GLAZING/CONSTRUCTION/CURTAIN WALL	3595	3 1/8in=1
		TOTAL OPAQUE AREA	55090	

WEST ELEVATION - VISION ASSEMBLIES

WALL TYPE	COMPONENT	SURFACE AREA (SF)	DETAIL
V.01a	SPANDREL GLAZING ASSEMBLY AT BUILDING	8267	A3201, A4201
V.01c	SPANDREL GLAZING ASSEMBLY AT BUILDING	477	A3201, A4201
V.01d	SPANDREL GLAZING ASSEMBLY AT BUILDING	9987	A3201, A4201
V.02a	CURTAIN WALL GLAZING ASSEMBLY	28	A3201, A4201
V.02b	CURTAIN WALL GLAZING ASSEMBLY	331	A3202, A4202
V.03b	ALUMINUM FACED TEMPERED GLASS GUARD RAIL	213	A3202, A4202
V.04b	ALUMINUM FACED TEMPERED GLASS GUARD RAIL	136	A3202, A4202
V.05b	ALUMINUM FACED TEMPERED GLASS GUARD RAIL	69	A3202, A4202
	TOTAL VISION AREA	19480	

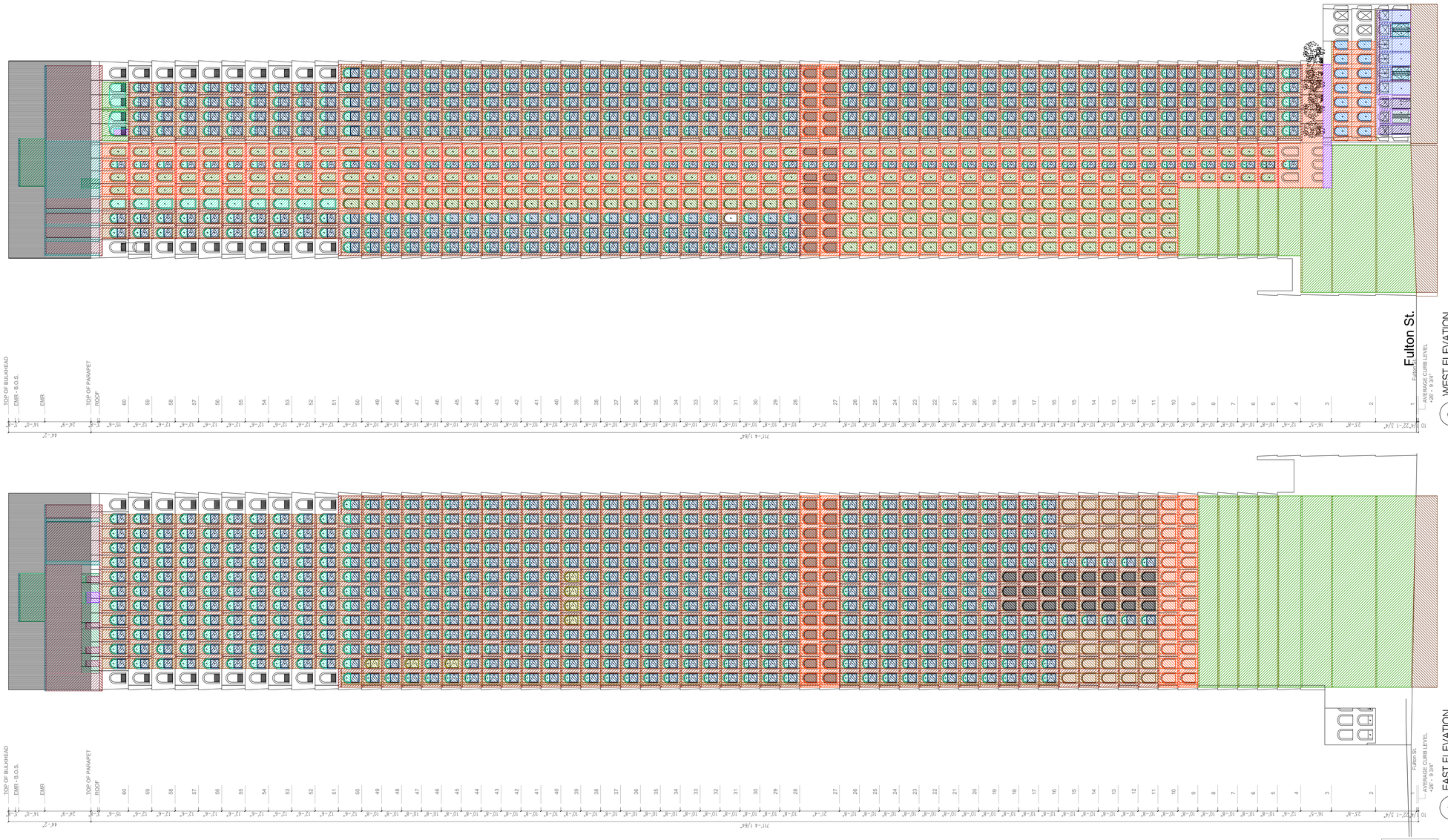

2 WEST ELEVATION
SCALE: 3/64" = 1'-0"

1 EAST ELEVATION
SCALE: 3/64" = 1'-0"

PROFESSIONAL STATEMENT:
TO THE BEST OF MY KNOWLEDGE, BELIEF AND PROFESSIONAL JUDGEMENT, THIS APPLICATION IS IN COMPLIANCE WITH THE 2016 NYECCC PER APPLICATION OF ASHRAE 90.1 2013 STANDARD.

NOTES:
ALL THE VISION AREAS HAVE BEEN MEASURED CONSIDERING THE WINDOW FRAME BEHIND THE PRECAST PANELS AS PART OF THE ASSEMBLY. THEREFORE THE THERMAL LOSS THROUGH THE WINDOW FRAME WAS CONSIDERED DURING THE CALCULATIONS AS PART OF THESE VISION ASSEMBLIES

Number:	Date:	Revision:
2	10/30/2017	ISSUED TO DOB
1	01/06/2017	DOB RE-SUBMISSION

Project:
130 WILLIAM STREET
130 WILLIAM STREET
NEW YORK, NY 10038

Client:
THE LIGHTSTONE GROUP
130 WILLIAM STREET PROPERTY OWNER LLC
460 PARK AVE, 13TH FLOOR
NEW YORK, NY 10022
(212) 616-9971

Architect:
HILL | WEST ARCHITECTS
11 BROADWAY
17TH FLOOR
NEW YORK, NY 10004
T. 212 213 8007

Creative Director
Adjaye Associates
415 Broadway, 3rd Fl.
New York, NY 10013
(212) 965-8477

Building Structures:
McNamara Salvia
62 West 45th Street, 11th Fl.
New York, NY 10036
(212) 246-9800

MEP Engineer:
Ventrop ECG, LLC
365 W 34th Street, 3rd Fl.
New York, NY 10001
(212) 244-5060

Exterior Facade Consultant:
Gilsanz Murray Steficek, LLP
129 West 27th Street, 5th Fl.
New York, NY 10001
(212) 254-0030

Landscape Architect:
Weintraub Diaz, LLC
19 New Street
Nyack, NY 10960
(845) 353-2500

Civil Engineer & Acoustic Consultant:
AKRF Engineering PC
440 Park Avenue South, 7th Fl.
New York, NY 10016
(646) 388-9829

IT & Security Consultant:
Anj Communications
133 Sunny Ridge Road
Harrison, New York 10528
(914) 967-1967

Pool Consultant:
Integrated Aquatics Engineering, Inc.
75 Shewell Ave
Doylestown, PA 18901
(215) 230-8623

Elevator Consultant:
Jenkins and Huntington
1251 Avenue of the Americas
New York, NY 10020
(212)-696-1818

DOB STAMPS & SIGNATURES:

DWG TITLE:
ENERGY COMPLIANCE
BUILDING ELEVATIONS
NB#121192903

SEAL & SIGNATURE:
REGISTERED ARCHITECT 026963 STATE OF NEW YORK

DATE: 10/30/2017
PROJECT #: 14A26
SCALE: 3/64" = 1'-0"
DWG NO. EN-010.00

© 2017 130 William Street | Drawing Set | 01_Submission

DEPT OF BLDGS 121192903 Job Number
ES754862576 Scan Code

NORTH ELEVATION - OPAQUE ASSEMBLIES

WALL TYPE	COMPONENT	ASSEMBLY	SURFACE AREA (SF)	DETAIL
O.01	PRE-CAST CONCRETE SURFACE (AT CONCRETE SLAB EDGE WITH INSULATION)	16" PRE-CAST CONCRETE PANEL, 3.5" SEMI-RIGID MINERAL FIBER BOARD INSULATION, CONCRETE SLAB	4033	1 / EN-012
O.03	PRE-CAST CONCRETE SURFACE (AT CONCRETE COLUMN)	AVERAGE 11" PRE-CAST CONCRETE PANEL, 3.5" SEMI-RIGID MINERAL FIBER BOARD INSULATION, 14"-28" COLUMN, METAL FURRING, 5/8" GWB	11051	3 / EN-012
O.04	PRE-CAST CONCRETE SURFACE (AT SHEAR WALL)	AVERAGE 11" PRE-CAST CONCRETE PANEL, 2" AIR CAVITY, SHEAR WALL, 3.5" SEMI-RIGID MINERAL FIBER BOARD INSULATION, METAL FURRING, 5/8" GWB	1791	4 / EN-012
O.05a	PRE-CAST CONCRETE WALL (AT RESIDENTIAL)	PRE-CAST CONCRETE PANEL, 3.5" SEMI-RIGID MINERAL FIBER BOARD INSULATION, METAL FURRING, 5/8" GWB	10375	5 / EN-012
O.05b	PRE-CAST CONCRETE WALL (AT RETAIL & AMENITIES)	PRE-CAST CONCRETE PANEL, 3.5" SEMI-RIGID MINERAL FIBER BOARD INSULATION, METAL FURRING, 5/8" GWB	344	6 / EN-012
O.08	LOT LINE CONCRETE SURFACE (AT SLAB EDGE) AT LOTLINE	CONCRETE SLAB EDGE WITH NO INSULATION	60	7 / EN-012
O.09	LOT LINE CONCRETE WALL AT LOTLINE	16"-20" CONCRETE WALL, 3.5" SEMI-RIGID MINERAL FIBER BOARD INSULATION, METAL FURRING, 5/8" GWB	2049	8 / EN-012
O.10	SPANDREL WINDOW (AT SHEAR WALL) AT RESIDENTIAL	BACKPAINTED GLASS (GL-4), 2" AIR CAVITY, SHEAR WALL, 3.5" SEMI-RIGID MINERAL FIBER BOARD INSULATION, METAL FURRING	3032	3 / EN-013
O.11	SPANDREL CW2 STOREFRONT AT L4 N FACADE	BACKPAINTED GLASS (GL-4), 4" SEMI-RIGID MINERAL FIBER BOARD INSULATION	140	4 / EN-013
O.12b	METAL PANEL RAINSCREEN WITH STUD FRAMING - RECESSED 10' AT LOGGIA	ALUMINUM PANEL RAINSCREEN SYSTEM (MP4), 3.5" SEMI-RIGID MINERAL FIBER BOARD INSULATION, 5/8" SHEATHING & 6" BATT INSULATION WITHIN STUD FRAMING, 5/8" GWB	2968	7 / EN-013
O.13	METAL PANEL RAINSCREEN WITH CONCRETE COLUMN - RECESSED 10' AT LOGGIA	ALUMINUM PANEL RAINSCREEN SYSTEM (MP4), 3.5" SEMI-RIGID MINERAL FIBER BOARD INSULATION, 24" CONCRETE COLUMN, METAL FURRING	301	1 / EN-014
O.14	METAL PANEL RAINSCREEN WITH CMU BACKUP WALL AT ROOF TERRACE	ALUMINUM PANEL RAINSCREEN SYSTEM (MP4), 3.5" SEMI-RIGID MINERAL FIBER BOARD INSULATION, 8" CMU	556	2 / EN-014
O.15	PTD HOLLOW METAL DOOR	PTD HOLLOW METAL DOOR	24	3 / EN-014
O.17	LOUVER AT CW1 AT RETAIL STOREFRONT N OVER CANOPY	EXTRUDED ALUMINUM HORIZONTAL STORM LOUVER	200	1 / EN-015
O.18	METAL TUBES WITH CMU BACKUP WALL	EXTRUDED ALUMINUM RAINSCREEN SYSTEM TUBES (MP5), 12" CMU, 3.5" SEMI-RIGID MINERAL FIBER BOARD INSULATION, METAL FURRING, 5/8" GWB	750	2 / EN-015
O.19	METAL TUBES WITH CONCRETE COLUMN BACKUP WALL AT BULKHEAD	EXTRUDED ALUMINUM RAINSCREEN SYSTEM TUBES (MP5), 14" COLUMN, 3.5" SEMI-RIGID MINERAL FIBER BOARD INSULATION, METAL FURRING	182	3 / EN-015
O.20	METAL TUBES AT SLAB EDGE AT BULKHEAD	EXTRUDED ALUMINUM RAINSCREEN SYSTEM TUBES (MP5), CONCRETE SLAB EDGE	40	4 / EN-015
O.21a	CW1 STOREFRONT METAL PANELS 80% REDUCTION (AT SLAB EDGE) AT RETAIL & AMENITIES N AND W STOREFRONT	1" INSULATED PANEL, 6" SEMI-RIGID MINERAL FIBER BOARD INSULATION	245	5 / EN-015
O.21b	CW1 STOREFRONT METAL PANELS 80% REDUCTION (AT SLAB EDGE) AT RETAIL & AMENITIES N AND W STOREFRONT	1" INSULATED PANEL, 6" SEMI-RIGID MINERAL FIBER BOARD INSULATION	53	6 / EN-015
O.22	CW1 CANOPY AT CANOPY STOREFRONT N	11' CANOPY	64	7 / EN-015
O.23	CW1 STOREFRONT METAL PANELS BIG 80% REDUCTION AT RESIDENTIAL N AND W STOREFRONT	1" INSULATED PANEL 6" SEMI-RIGID MINERAL FIBER BOARD INSULATION	183	1 / EN-016
O.24	OPAQUE AT RESIDENTIAL N ENTRANCE RESIDENTIAL ENTRANCE DOOR	BRASS ENTRANCE DOOR	64	5 / EN-016
O.26	STONE CLADDING N FACADE OF W PLAZA	3.5" SEMI-RIGID MINERAL FIBER BOARD INSULATION, 8" CMU, 5/8"GWB	92	4 / EN-016
		TOTAL OPAQUE AREA ABOVE GRADE	38596	
W.01	FOUNDATION STRUCTURAL CONCRETE WALL		863	3 / EN-016
		TOTAL OPAQUE AREA	39458	

NORTH ELEVATION - VISION ASSEMBLIES

WALL TYPE	COMPONENT	ASSEMBLY	SURFACE AREA (SF)	DETAIL
V.01a	VISION RESIDENTIAL FIXED AT RESIDENTIAL	THERMALLY BROKEN FRAME WITH 1-1/8" LOW-IRON IGU WITH LOW-E COATING ON #2 SURFACE (GUARDIAN SN68) ARGON FILLED (GL1 & GL1T)	12762	A-330 / A-331
V.01b	VISION RESIDENTIAL FIXED - RECESSED 10' AT LOGGIA	THERMALLY BROKEN FRAME WITH 1-1/8" LOW-IRON IGU WITH LOW-E COATING ON #2 SURFACE (GUARDIAN SN68) ARGON FILLED (GL1 & GL1T)	3205	A-330 / A-331
V.01c	VISION FIXED AT RETAIL AMENITIES	THERMALLY BROKEN FRAME WITH 1-1/8" LOW-IRON IGU WITH LOW-E COATING ON #2 SURFACE (GUARDIAN SN68) ARGON FILLED (GL1 & GL1T)	769	A-330 / A-331
V.01d	VISION RESIDENTIAL OPERABLE AT RESIDENTIAL	THERMALLY BROKEN FRAME WITH 1-1/8" LOW-IRON IGU WITH LOW-E COATING ON #2 SURFACE (GUARDIAN SN68) ARGON FILLED (GL1 & GL1T)	4725	A-330 / A-331
V.01e	VISION RESIDENTIAL OPERABLE - RECESSED 10' AT LOGGIA	THERMALLY BROKEN FRAME WITH 1-1/8" LOW-IRON IGU WITH LOW-E COATING ON #2 SURFACE (GUARDIAN SN68) ARGON FILLED (GL1 & GL1T)	67	A-330 / A-331
V.02b	VISION RESIDENTIAL TERRACE DOOR - RECESSED 10' AT LOGGIA	THERMALLY BROKEN FRAME WITH 1-1/8" LOW-IRON IGU WITH LOW-E COATING ON #2 SURFACE (GUARDIAN SN68) ARGON FILLED (GL1 & GL1T)	749	A-330 / A-331
V.03a	ALUMINUM AND GLASS STOREFRONT SYSTEM - 11' CANOPY AT RETAIL N FACADE	3/4" MONOLITHIC UNCOATED CLEAR GLASS	1836	A-330 / A-332
V.03e	ALUMINUM AND GLASS STOREFRONT SYSTEM - 2.5' CANOPY AT L4 AMENITIES N FACADE	CURTAIN WALL WITH 1-1/8" LOW-IRON IGU WITH LOW-E COATING ON #2 SURFACE (GUARDIAN SN68) ARGON FILLED (GL1 & GL2)	446	A-330 / A-332
V.04a	RETAIL ENTRANCE DOOR - 11' CANOPY AT RETAIL N FACADE	1/2" MONOLITHIC FULLY TEMPERED CLEAR GLASS	128	A-330 / A-332
V.04e	AMENITIES STOREFRONT DOOR - 2.5' CANOPY AT L4 AMENITIES N FACADE	1/2" MONOLITHIC FULLY TEMPERED CLEAR GLASS	69	A-330 / A-332
		TOTAL VISION AREA	24556	

SOUTH ELEVATION - OPAQUE ASSEMBLIES

WALL TYPE	COMPONENT	ASSEMBLY	SURFACE AREA (SF)	DETAIL
O.01	PRE-CAST CONCRETE SURFACE (AT CONCRETE SLAB EDGE WITH INSULATION)	16" PRE-CAST CONCRETE PANEL, 3.5" SEMI-RIGID MINERAL FIBER BOARD INSULATION, CONCRETE SLAB	3816	1 / EN-012
O.03	PRE-CAST CONCRETE SURFACE (AT CONCRETE COLUMN)	AVERAGE 11" PRE-CAST CONCRETE PANEL, 3.5" SEMI-RIGID MINERAL FIBER BOARD INSULATION, 14"-28" COLUMN, METAL FURRING, 5/8" GWB	12861	3 / EN-012
O.04	PRE-CAST CONCRETE SURFACE (AT SHEAR WALL)	AVERAGE 11" PRE-CAST CONCRETE PANEL, 2" AIR CAVITY, SHEAR WALL, 3.5" SEMI-RIGID MINERAL FIBER BOARD INSULATION, METAL FURRING, 5/8" GWB	2031	4 / EN-012
O.05a	PRE-CAST CONCRETE WALL (AT RESIDENTIAL)	PRE-CAST CONCRETE PANEL, 3.5" SEMI-RIGID MINERAL FIBER BOARD INSULATION, METAL FURRING, 5/8" GWB	7626	5 / EN-012
O.05b	PRE-CAST CONCRETE WALL (AT RETAIL & AMENITIES)	PRE-CAST CONCRETE PANEL, 3.5" SEMI-RIGID MINERAL FIBER BOARD INSULATION, METAL FURRING, 5/8" GWB	412	6 / EN-012
O.08	LOT LINE CONCRETE SURFACE (AT SLAB EDGE) AT LOTLINE	CONCRETE SLAB EDGE WITH NO INSULATION	148	7 / EN-012
O.09	LOT LINE CONCRETE WALL AT LOTLINE	16"-20" CONCRETE WALL, 3.5" SEMI-RIGID MINERAL FIBER BOARD INSULATION, METAL FURRING, 5/8" GWB	1881	8 / EN-012
O.12b	METAL PANEL RAINSCREEN WITH STUD FRAMING - RECESSED 10' AT LOGGIA	ALUMINUM PANEL RAINSCREEN SYSTEM (MP4), 3.5" SEMI-RIGID MINERAL FIBER BOARD INSULATION, 5/8" SHEATHING & 6" BATT INSULATION WITHIN STUD FRAMING, 5/8" GWB	3795	7 / EN-013
O.13	METAL PANEL RAINSCREEN WITH CONCRETE COLUMN - RECESSED 10' AT LOGGIA	ALUMINUM PANEL RAINSCREEN SYSTEM (MP4), 3.5" SEMI-RIGID MINERAL FIBER BOARD INSULATION, 24" CONCRETE COLUMN, METAL FURRING	391	1 / EN-014
O.14	METAL PANEL RAINSCREEN WITH CMU BACKUP WALL AT ROOF TERRACE	ALUMINUM PANEL RAINSCREEN SYSTEM (MP4), 3.5" SEMI-RIGID MINERAL FIBER BOARD INSULATION, 8" CMU	569	2 / EN-014
O.15	PTD HOLLOW METAL DOOR	PTD HOLLOW METAL DOOR	72	3 / EN-014
O.18	METAL TUBES WITH CMU BACKUP WALL	EXTRUDED ALUMINUM RAINSCREEN SYSTEM TUBES (MP5), 12" CMU, 3.5" SEMI-RIGID MINERAL FIBER BOARD INSULATION, METAL FURRING	750	2 / EN-014
O.19	METAL TUBES WITH CONCRETE COLUMN BACKUP WALL AT BULKHEAD	EXTRUDED ALUMINUM RAINSCREEN SYSTEM TUBES (MP5), 14" COLUMN, 3.5" SEMI-RIGID MINERAL FIBER BOARD INSULATION, METAL FURRING	143	3 / EN-015
O.20	METAL TUBES AT SLAB EDGE AT BULKHEAD	EXTRUDED ALUMINUM RAINSCREEN SYSTEM TUBES (MP5), CONCRETE SLAB EDGE	39	4 / EN-015
O.21a	CW1 STOREFRONT METAL PANELS 80% REDUCTION (AT SLAB EDGE) AT RETAIL & AMENITIES N AND W STOREFRONT	1" INSULATED PANEL, 6" SEMI-RIGID MINERAL FIBER BOARD INSULATION	265	5 / EN-015
O.25	LINED TREE PLANTER BED AT L3 S & W FACADE	CONCRETE CURB, 2" AIR CAVITY, SHEAR WALL, 3.5" SEMI-RIGID MINERAL FIBER BOARD INSULATION, 5/8" GWB	110	2 / EN-016
		TOTAL OPAQUE AREA ABOVE GRADE	34910	
W.01	FOUNDATION STRUCTURAL CONCRETE WALL		906	3 / EN-016
		TOTAL OPAQUE AREA	35816	

SOUTH ELEVATION - VISION ASSEMBLIES

WALL TYPE	COMPONENT	ASSEMBLY	SURFACE AREA (SF)	DETAIL
V.01a	VISION RESIDENTIAL FIXED AT RESIDENTIAL	THERMALLY BROKEN FRAME WITH 1-1/8" LOW-IRON IGU WITH LOW-E COATING ON #2 SURFACE (GUARDIAN SN68) ARGON FILLED (GL1 & GL1T)	5227	A-330 / A-331
V.01b	VISION RESIDENTIAL FIXED - RECESSED 10' AT LOGGIA	THERMALLY BROKEN FRAME WITH 1-1/8" LOW-IRON IGU WITH LOW-E COATING ON #2 SURFACE (GUARDIAN SN68) ARGON FILLED (GL1 & GL1T)	2363	A-330 / A-331
V.01c	VISION FIXED AT RETAIL AMENITIES	THERMALLY BROKEN FRAME WITH 1-1/8" LOW-IRON IGU WITH LOW-E COATING ON #2 SURFACE (GUARDIAN SN68) ARGON FILLED (GL1 & GL1T)	100	A-330 / A-331
V.01d	VISION RESIDENTIAL OPERABLE AT RESIDENTIAL	THERMALLY BROKEN FRAME WITH 1-1/8" LOW-IRON IGU WITH LOW-E COATING ON #2 SURFACE (GUARDIAN SN68) ARGON FILLED (GL1 & GL1T)	10929	A-330 / A-331
V.01e	VISION RESIDENTIAL OPERABLE - RECESSED 10' AT LOGGIA	THERMALLY BROKEN FRAME WITH 1-1/8" LOW-IRON IGU WITH LOW-E COATING ON #2 SURFACE (GUARDIAN SN68) ARGON FILLED (GL1 & GL1T)	1413	A-330 / A-331
V.02b	VISION RESIDENTIAL TERRACE DOOR - RECESSED 10' AT LOGGIA	THERMALLY BROKEN FRAME WITH 1-1/8" LOW-IRON IGU WITH LOW-E COATING ON #2 SURFACE (GUARDIAN SN68) ARGON FILLED (GL1 & GL1T)	587	A-330 / A-331
V.02c	VISION TERRACE DOOR AT RETAIL & AMENITIES	THERMALLY BROKEN FRAME WITH 1-1/8" LOW-IRON IGU WITH LOW-E COATING ON #2 SURFACE (GUARDIAN SN68) ARGON FILLED (GL1 & GL1T)	185	A-330 / A-331
V.03d	ALUMINUM AND GLASS STOREFRONT SYSTEM AT L2 RETAIL S FACADE	3/4" MONOLITHIC UNCOATED CLEAR GLASS	1329	A-330 / A-332
V.04d	RETAIL ENTRANCE DOOR AT L2 RETAIL S FACADE	1/2" MONOLITHIC FULLY TEMPERED CLEAR GLASS	105	A-330 / A-332
		TOTAL VISION AREA	22238	

ROOF ASSEMBLIES

TYPE	COMPONENT	ASSEMBLY	SURFACE AREA (SF)	DETAIL
R.01	ENTRANCE PLAZA	IRMA ROOF, 5" XPS INSULATION, CONCRETE SLAB	5283	3 / EN-017
R.02	TERRACES (AT 2ND, 3RD, 4TH, 60TH FLOOR TERRACES)	IRMA ROOF, 5" XPS INSULATION, CONCRETE SLAB	6765	2 / EN-017
R.03	60TH FLOOR TERRACE	3.5" CONTINUOUS SEMI-RIGID MINERAL WOOL INSULATION UNDER THE CONCRETE SLAB	3122	1 / EN-017
R.04	PAVERS / GREEN ROOF (AT 61ST FLOOR)	IRMA ROOF, 5" XPS INSULATION, CONCRETE SLAB	2174	5 / EN-017
R.05	SOFFIT (AT 61ST AND 62ND)	METAL PANEL, 3.5" EXTERIOR GRADE SIRIW INSULATION BOARD ATTACHED TO UNDERSIDE OF CONCRETE SLAB	1195	4 / EN-017
R.06	BULKHEAD ROOF	5" POLYISOCYANURATE INSULATION, CONCRETE SLAB	3636	6 / EN-017
R.07	PLANTER (AT L3 S & W FACADE)	5" XPS INSULATION, CONCRETE SLAB	662	7 / EN-017
		TOTAL ROOFING AREA	22837	

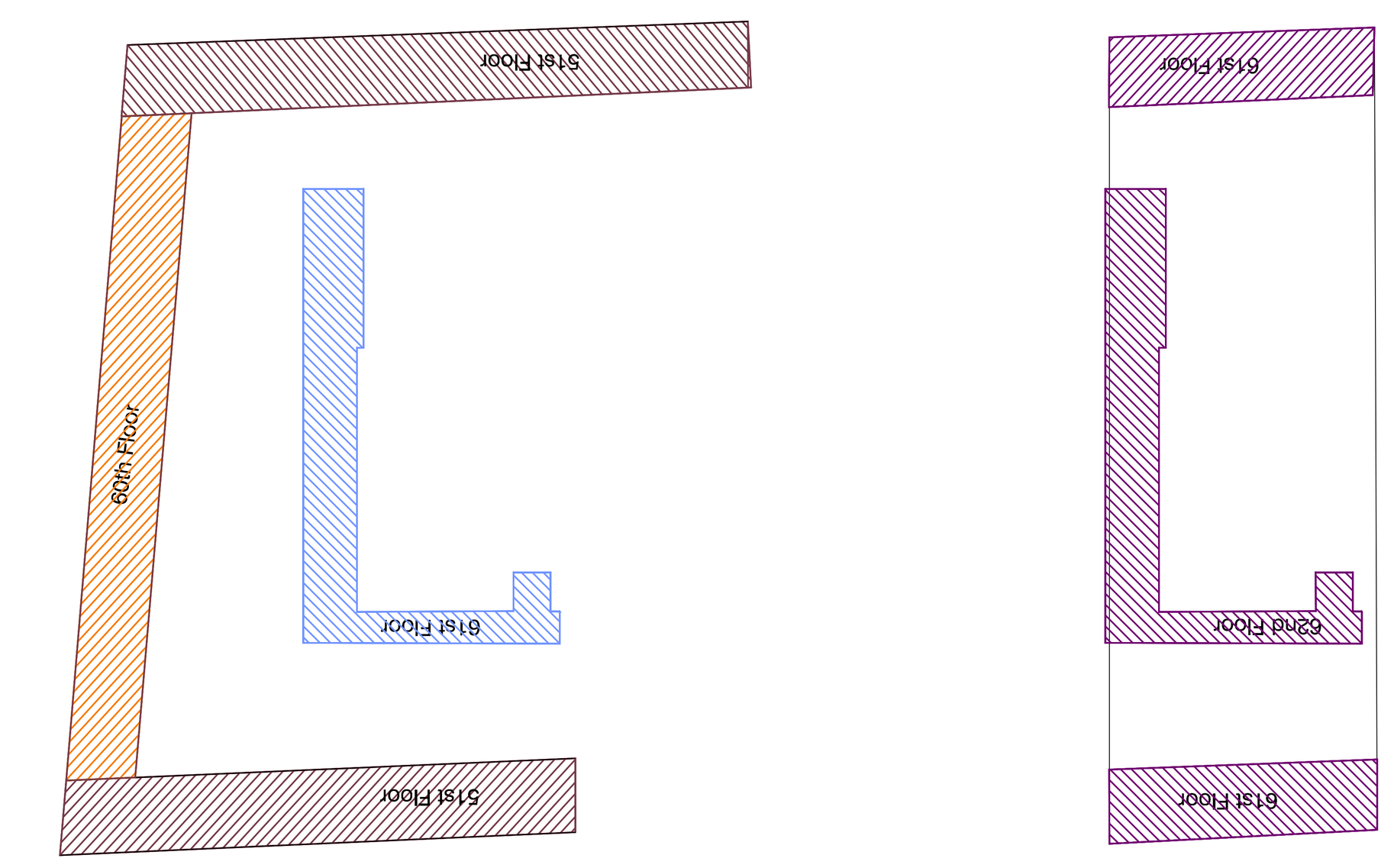

4 ROOF TYPES
SCALE: 3/64"=1'-0"

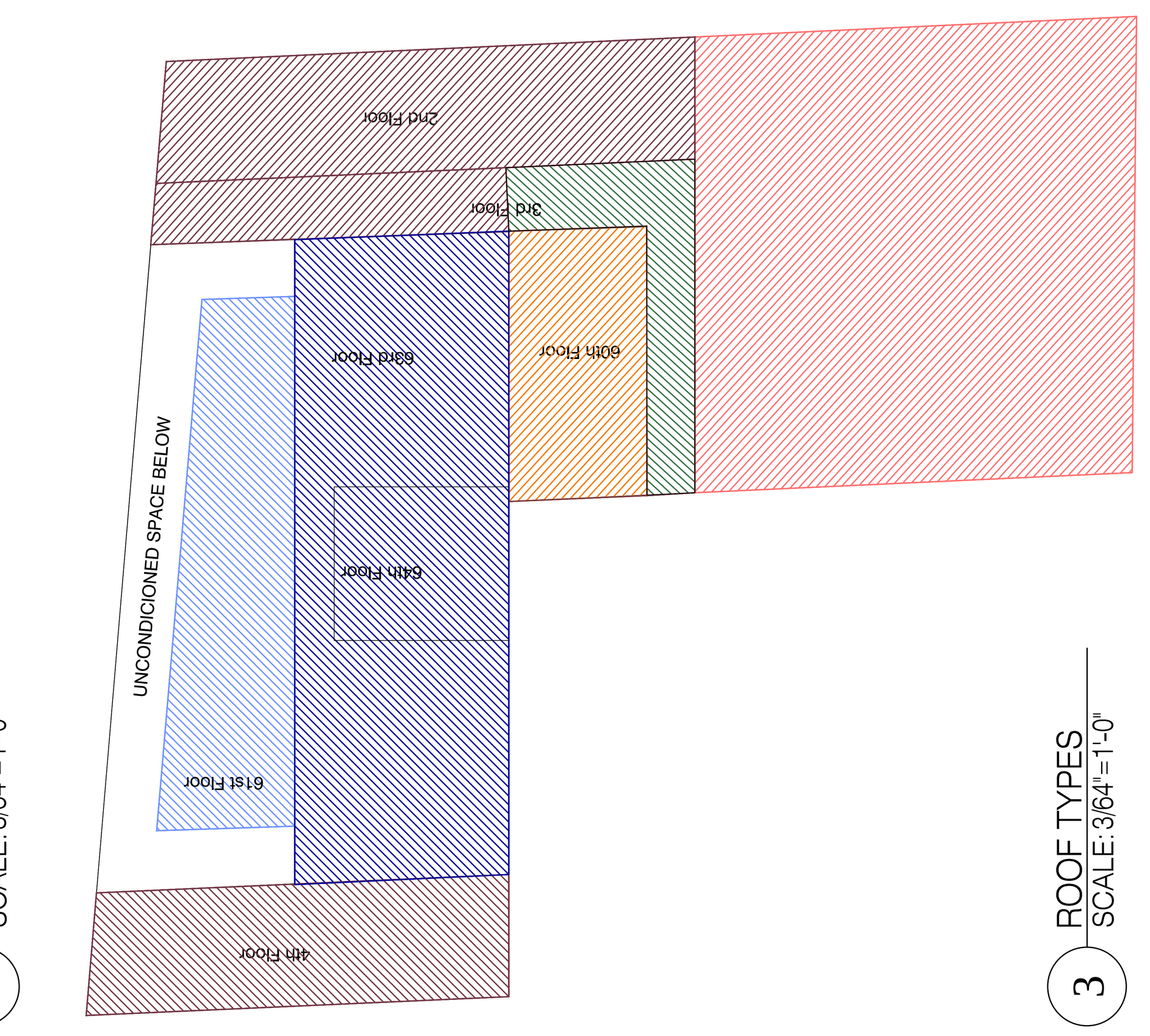

3 ROOF TYPES
SCALE: 3/64"=1'-0"

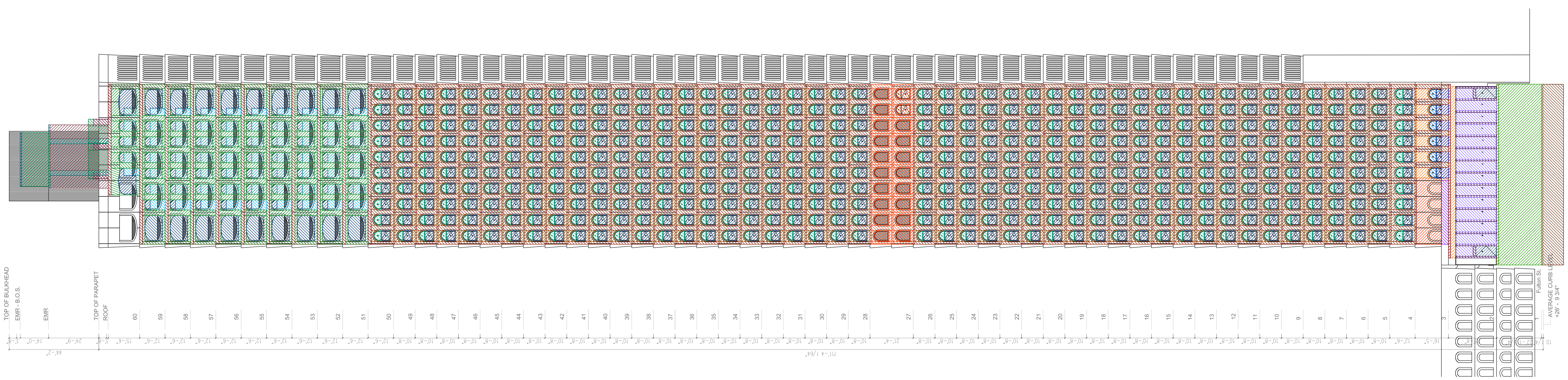

2 SOUTH ELEVATION
SCALE: 3/64"=1'-0"

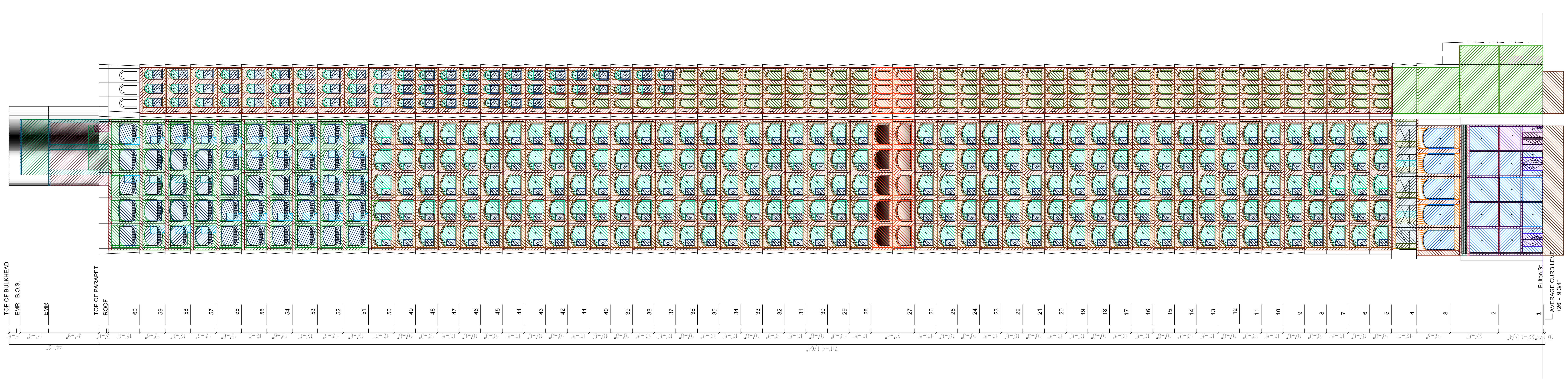

1 NORTH ELEVATION
SCALE: 3/64"=1'-0"

PROFESSIONAL STATEMENT:
TO THE BEST OF MY KNOWLEDGE, BELIEF AND PROFESSIONAL JUDGEMENT, THIS APPLICATION IS IN COMPLIANCE WITH THE 2016 NYECCC PER APPLICATION OF ASHRAE 90.1 2013 STANDARD.

Clara Gomez
APPROVED
Under Directive 2 of 1975
Date: 11/16/2017
NYC Development Hub

NOTES:
ALL THE VISION AREAS HAVE BEEN MEASURED CONSIDERING THE WINDOW FRAME BEHIND THE PRECAST PANELS AS PART OF THE ASSEMBLY. THEREFORE THE THERMAL LOSS THROUGH THE WINDOW FRAME WAS CONSIDERED DURING THE CALCULATIONS AS PART OF THESE VISION ASSEMBLIES

Number:	Date:	Revision:
2	10/30/2017	ISSUED TO DOB
1	01/06/2017	DOB RE-SUBMISSION

Project:
130 WILLIAM STREET
130 WILLIAM STREET
NEW YORK, NY 10038

Client:
THE LIGHTSTONE GROUP
130 WILLIAM STREET PROPERTY OWNER LLC
460 PARK AVE, 13TH FLOOR
NEW YORK, NY 10022
(212) 616-9971

Architect:
HILL WEST ARCHITECTS
11 BROADWAY
17TH FLOOR
NEW YORK, NY 10004
T. 212 213 8007

Creative Director
Adjaye Associates
415 Broadway, 3rd Fl.
New York, NY 10013
(212) 965-8477

Building Structures:
McNamara Salvia
62 West 45th Street, 11th Fl.
New York, NY 10036
(212) 246-9800

MEP Engineer:
Ventrop ECG, LLC
365 W 34th Street, 3rd Fl.
New York, NY 10001
(212) 244-5060

Exterior Facade Consultant:
Gilsanz Murray Steficek, LLP
129 West 27th Street, 5th Fl.
New York, NY 10001
(212) 254-0030

Landscape Architect:
Weintraub Diaz, LLC
19 New Street
Nyack, NY 10960
(845) 353-2500

Civil Engineer & Acoustic Consultant:
AKRF Engineering PC
440 Park Avenue South, 7th Fl.
New York, NY 10016
(646) 388-9829

IT & Security Consultant:
Anj Communications
133 Sunny Ridge Road
Harrison, New York 10528
(914) 967-1967

Pool Consultant:
Integrated Aquatics Engineering, Inc.
75 Shewell Ave
Doylestown, PA 18901
(215) 230-8623

Elevator Consultant:
Jenkins and Huntington
1251 Avenue of the Americas
New York, NY 10020
(212)-696-1818

DOB STAMPS & SIGNATURES:

DWG TITLE:
ENERGY COMPLIANCE
BUILDING ELEVATIONS
NB#121192903

SEAL & SIGNATURE:
REGISTERED ARCHITECT DAVID CHARLES WEST No. 020801 STATE OF NEW YORK

DATE: 10/30/2017
PROJECT #: 14A26
SCALE: 3/64"=1'-0"
EN-011.00
DWG NO.

J:\14A26 130 Williams Street\1_Drawing Sets\110_Submissions

DEPT OF BLDGS 121192903 Job Number
B1#1695644B6 Scan Code

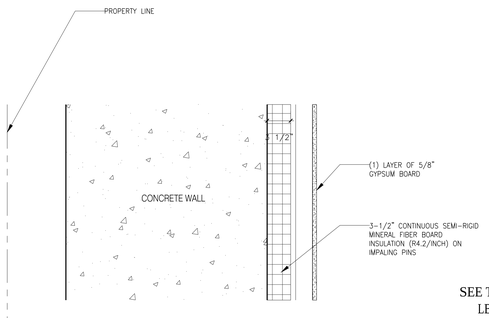

WALL TYPE O.09 LOT LINE CONCRETE WALL	
MATERIAL	R-VALUE
OUTSIDE AIR FILM	0.17
CONCRETE	0.78
SEMI-RIGID MINERAL FIBER BOARD INSULATION (R 4.2/INCH	14.7
GYPSUM WALL BOARD	0.45
INSIDE AIR FILM	0.68
TOTAL R-VALUE	16.78
TOTAL U-VALUE	0.061

SEE TABLE A3.1A (ASSEMBLY U-FACTORS FOR 8" NORMAL WEIGHT 145 LB/CU.FT. SOLID CONCRETE WALLS) ON EN-018.00 FOR U-VALUE CLARIFICATION

8 TYPE O.09 LOT LINE CONCRETE WALL
SCALE: 1-1/2"=1'-0"

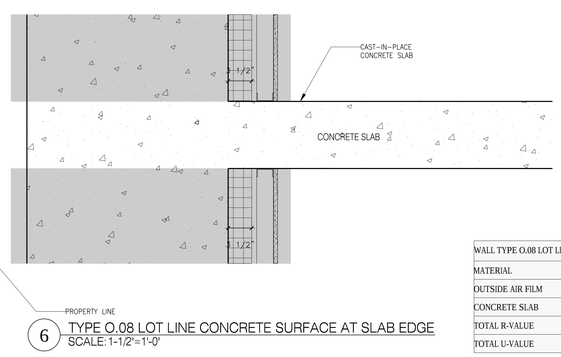

WALL TYPE O.08 LOT LINE CONCRETE SURFACE (AT SLAB EDGE)	
MATERIAL	R-VALUE
OUTSIDE AIR FILM	0.17
CONCRETE SLAB	0.78
TOTAL R-VALUE	0.95
TOTAL U-VALUE	1.053

6 TYPE O.08 LOT LINE CONCRETE SURFACE AT SLAB EDGE
SCALE: 1-1/2"=1'-0"

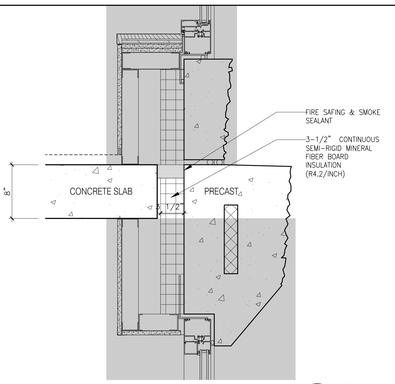

WALL TYPE O.01 PRE-CAST CONCRETE SURFACE (AT CONCRETE SLAB EDGE WITH INSULATION)	
MATERIAL	R-VALUE
OUTSIDE AIR FILM	0.17
PRE-CAST CONCRETE PANEL	0.78
SEMI-RIGID MINERAL FIBER BOARD INSULATION (R4.2/INCH)	14.70
CONCRETE SLAB	0.07
TOTAL R-VALUE	15.72
TOTAL U-VALUE	0.064

1 TYPE O.01 PRECAST CONCRETE SURFACE @ CONCRETE SLAB EDGE W/ INSULATION
SCALE: 1-1/2"=1'-0"

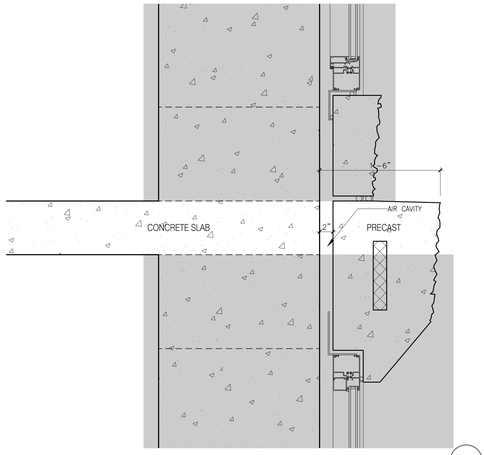

WALL TYPE O.02 PRE-CAST SURFACE (AT CONCRETE SLAB EDGE WITH NO INSULATION)	
MATERIAL	R-VALUE
OUTSIDE AIR FILM	0.17
PRE-CAST CONCRETE PANEL	0.78
AIR CAVITY	1.00
CONCRETE SLAB	0.07
TOTAL R-VALUE	2.02
TOTAL U-VALUE	0.496

2 TYPE O.02 PRECAST CONCRETE SURFACE AT SHEAR WALL @ CONCRETE SLAB EDGE W/ NO INSULATION
SCALE: 1-1/2"=1'-0"

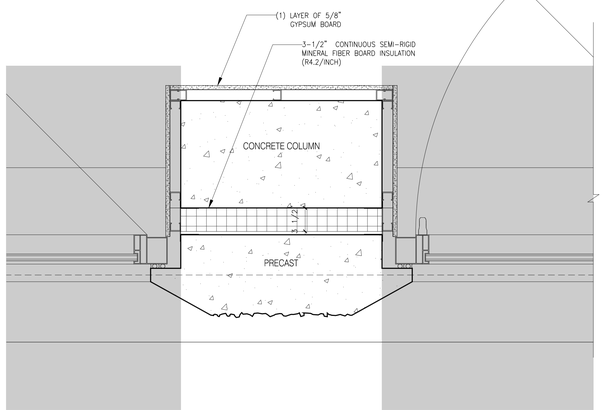

WALL TYPE O.03 PRE-CAST CONCRETE SURFACE (AT CONCRETE COLUMN)	
MATERIAL	R-VALUE
OUTSIDE AIR FILM	0.17
PRE-CAST CONCRETE PANEL	0.715
SEMI-RIGID MINERAL FIBER BOARD INSULATION (R 4.2/INCH)	14.7
CONCRETE	0.07
GYPSUM WALL BOARD	0.45
INSIDE AIR FILM	0.68
TOTAL R-VALUE	16.78
TOTAL U-VALUE	0.060

3 TYPE O.03 PRECAST CONCRETE SURFACE AT COLUMN
SCALE: 1-1/2"=1'-0"

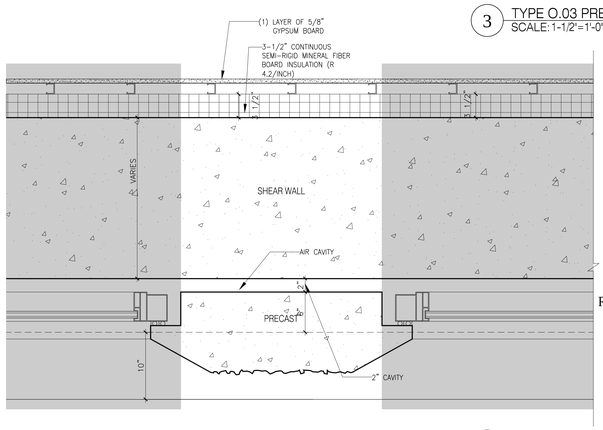

WALL TYPE O.04 PRE-CAST CONCRETE SURFACE (AT SHEAR WALL)	
MATERIAL	R-VALUE
OUTSIDE AIR FILM	0.17
PRE-CAST CONCRETE PANEL	0.715
AIR CAVITY	1
CONCRETE SLAB	0.78
SEMI-RIGID MINERAL FIBER BOARD INSULATION (R 4.2/INCH)	14.7
GYPSUM WALL BOARD	0.45
INSIDE AIR FILM	0.68
TOTAL R-VALUE	18.50
TOTAL U-VALUE	0.054

4 TYPE O.04 PRECAST CONCRETE SURFACE AT SHEAR WALL
SCALE: 1-1/2"=1'-0"

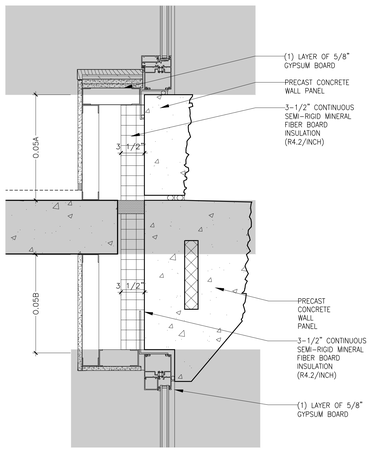

WALL TYPE O.05a PRE-CAST CONCRETE WALL	
MATERIAL	R-VALUE
OUTSIDE AIR FILM	0.17
PRE-CAST CONCRETE PANEL	0.715
SEMI-RIGID MINERAL FIBER BOARD INSULATION (R 4.2/INCH)	14.7
GYPSUM WALL BOARD	0.45
INSIDE AIR FILM	0.68
TOTAL R-VALUE	16.72
TOTAL U-VALUE	0.060

WALL TYPE O.05b PRE-CAST CONCRETE WALL	
MATERIAL	R-VALUE
OUTSIDE AIR FILM	0.17
PRE-CAST CONCRETE PANEL	0.715
SEMI-RIGID MINERAL FIBER BOARD INSULATION (R 4.2/INCH)	14.7
GYPSUM WALL BOARD	0.45
INSIDE AIR FILM	0.68
TOTAL R-VALUE	16.72
TOTAL U-VALUE	0.060

5 TYPE O.05a & O.05b PRECAST CONCRETE WALL
SCALE: 1-1/2"=1'-0"

REFERENCE FOR ALL R-VALUES ARE ATTACHED IN EN-018.00.

NOTES:
ALL THE JOINTS BETWEEN THE PRECAST PANELS IN THE BUILDING ARE SEALED, THEREFORE THIS SYSTEM ACTS AS THE BUILDING ENVELOPE AND PRIMARY WEATHER SEAL (IT IS AN AIR AND WATER TIGHT SYSTEM). ANY AIR CAVITY BEHIND THE SYSTEM IS NOT A VENTILATED CAVITY

Number:	Date:	Revision:
2	10/30/2017	ISSUED TO DOB
1	01/06/2017	DOB RE-SUBMISSION

Project:
130 WILLIAM STREET
130 WILLIAM STREET
NEW YORK, NY 10038

Client:
THE LIGHTSTONE GROUP
130 WILLIAM STREET PROPERTY OWNER LLC
460 PARK AVE, 13TH FLOOR
NEW YORK, NY 10022
(212) 616-9971

Architect:
HILL | WEST ARCHITECTS
11 BROADWAY
17TH FLOOR
NEW YORK, NY 10004
T. 212 213 8007

Creative Director
Adjaye Associates
415 Broadway, 3rd Fl.
New York, NY 10013
(212) 965-8477

Building Structures:
McNamara Salvia
62 West 45th Street, 11th Fl.
New York, NY 10036
(212) 246-9800

MEP Engineer:
Ventrop ECG, LLC
365 W 34th Street, 3rd Fl.
New York, NY 10001
(212) 244-5060

Exterior Facade Consultant:
Gilsanz Murray Steficek, LLP
129 West 27th Street, 5th Fl.
New York, NY 10001
(212) 254-0030

Landscape Architect:
Weintraub Diaz, LLC
19 New Street
Nyack, NY 10960
(845) 353-2500

Civil Engineer & Acoustic Consultant:
AKRF Engineering PC
440 Park Avenue South, 7th Fl.
New York, NY 10016
(646) 388-9829

IT & Security Consultant:
Anj Communications
133 Sunny Ridge Road
Harrison, New York 10528
(914) 967-1967

Pool Consultant:
Integrated Aquatics Engineering, Inc.
75 Shewell Ave
Doylestown, PA 18901
(215) 230-8623

Elevator Consultant:
Jenkins and Huntington
1251 Avenue of the Americas
New York, NY 10020
(212)-696-1818

DOB STAMPS & SIGNATURES:

Clara Gomez
APPROVED
Under Directive 1 of 1975
Date: 11/06/2017
NYC Development Hub

PROFESSIONAL STATEMENT:
TO THE BEST OF MY KNOWLEDGE, BELIEF AND PROFESSIONAL JUDGEMENT, THIS APPLICATION IS IN COMPLIANCE WITH THE 2016 NYECCC PER APPLICATION OF ASHRAE 90.1 2013 STANDARD.

DWG TITLE:
ENERGY COMPLIANCE
WALL DETAILS
NB#121192903

SEAL & SIGNATURE:
REGISTERED ARCHITECT CHARLES F. WEST 029861 STATE OF NEW YORK

DATE: 10/30/2017
PROJECT #: 14426
SCALE: NTS
DWG NO. EN-012.00

J:\14426 130 William Street 1_Drawing Sets\13_Submissions

DEPT OF BLDGS 121192903 Job Number
E3231599709 Scan Code

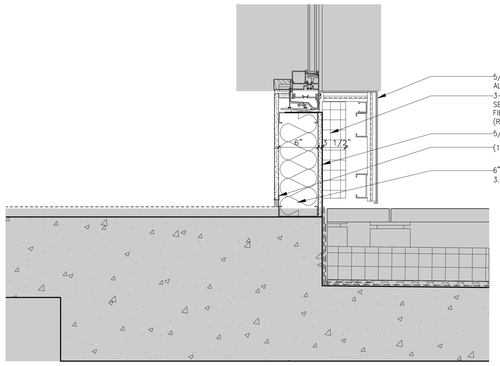

6 TYPE O.12a & O.12b METAL PANEL RAIN SCREEN
SCALE: 1-1/2" = 1'-0"

WALL TYPE O.12b METAL PANEL RAINSCREEN WITH STUD FRAMING	
MATERIAL	R-VALUE
OUTSIDE AIR FILM	0.17
PAINTED ALUMINUM MP-4	0
SEMI-RIGID MINERAL FIBER BOARD INSULATION (R 4.2/INCH)	14.7
5/8" EXTERIOR SHEATHING	0.67
BATT INSULATION WITHIN CAVITY*	6.66
GYPSUM WALL BOARD	0.45
INSIDE AIR FILM	0.68
TOTAL R-VALUE	23.33
TOTAL U-VALUE	0.043
*ASSUMPTION 70% LOSS THROUGH STUD FRAME WALL	

WALL TYPE O.12a METAL PANEL RAINSCREEN WITH STUD FRAMING	
MATERIAL	R-VALUE
OUTSIDE AIR FILM	0.17
PAINTED ALUMINUM MP-4	0
SEMI-RIGID MINERAL FIBER BOARD INSULATION (R 4.2/INCH)	14.7
5/8" EXTERIOR SHEATHING	0.67
BATT INSULATION WITHIN CAVITY*	6.66
GYPSUM WALL BOARD	0.45
INSIDE AIR FILM	0.68
TOTAL R-VALUE	23.33
TOTAL U-VALUE	0.043
*ASSUMPTION 70% LOSS THROUGH STUD FRAME WALL	

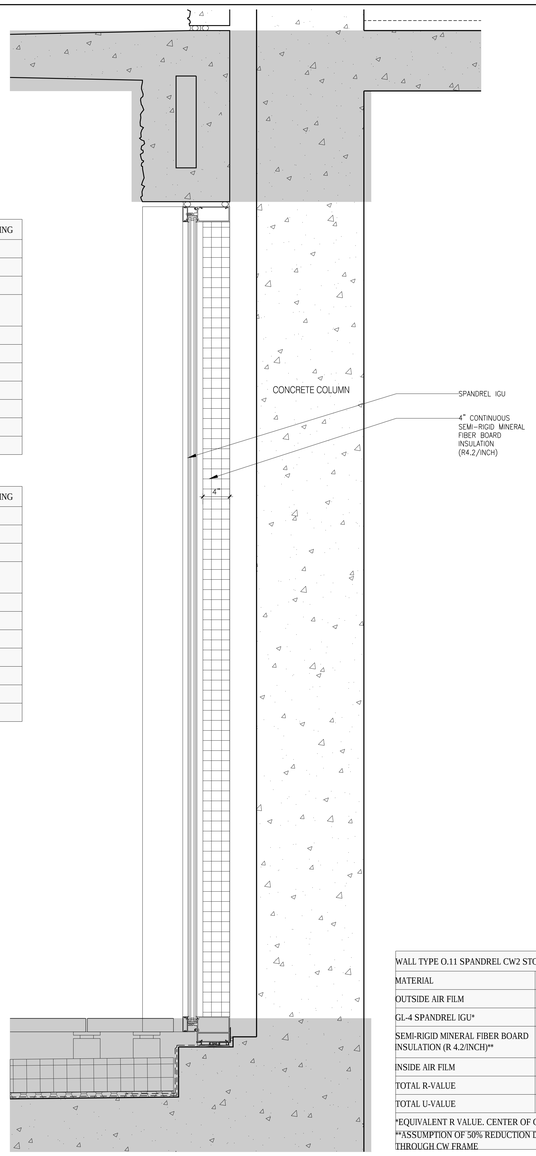

4 TYPE O.11 SPANDREL CW2 STOREFRONT
SCALE: 1-1/2" = 1'-0"

WALL TYPE O.11 SPANDREL CW2 STOREFRONT	
MATERIAL	R-VALUE
OUTSIDE AIR FILM	0.17
GL-4 SPANDREL IGU*	4
SEMI-RIGID MINERAL FIBER BOARD INSULATION (R 4.2/INCH)**	8.4
INSIDE AIR FILM	0.68
TOTAL R-VALUE	13.25
TOTAL U-VALUE	0.075
*EQUIVALENT R VALUE. CENTER OF GLASS U-VALUE	
**ASSUMPTION OF 50% REDUCTION DURING TO HEAT LOSS THROUGH CW FRAME	

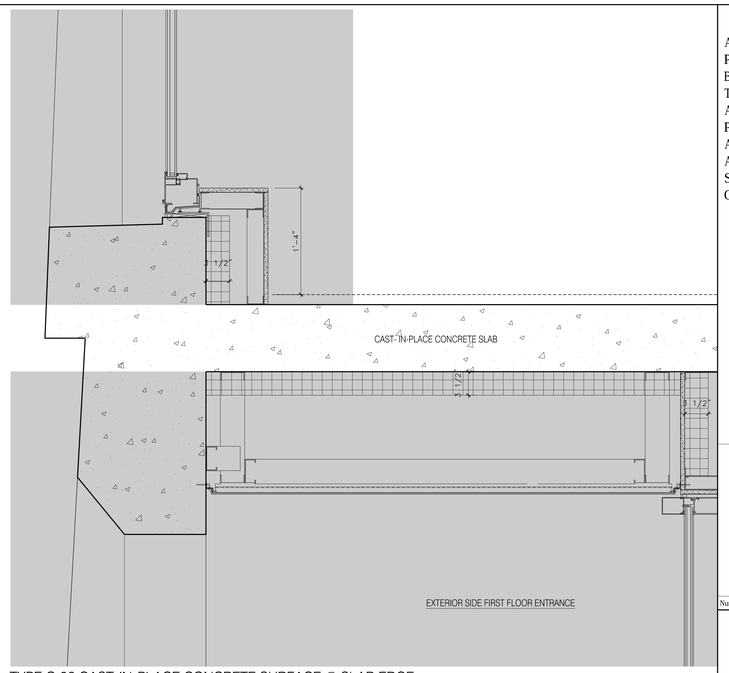

1 TYPE O.06 CAST-IN-PLACE CONCRETE SURFACE @ SLAB EDGE
SCALE: 1-1/2" = 1'-0"

WALL TYPE O.06 CAST-IN-PLACE CONCRETE SURFACE (AT SLAB EDGE)	
MATERIAL	R-VALUE
OUTSIDE AIR FILM	0.17
CONCRETE SLAB	0.78
TOTAL R-VALUE	0.95
TOTAL U-VALUE	1.053

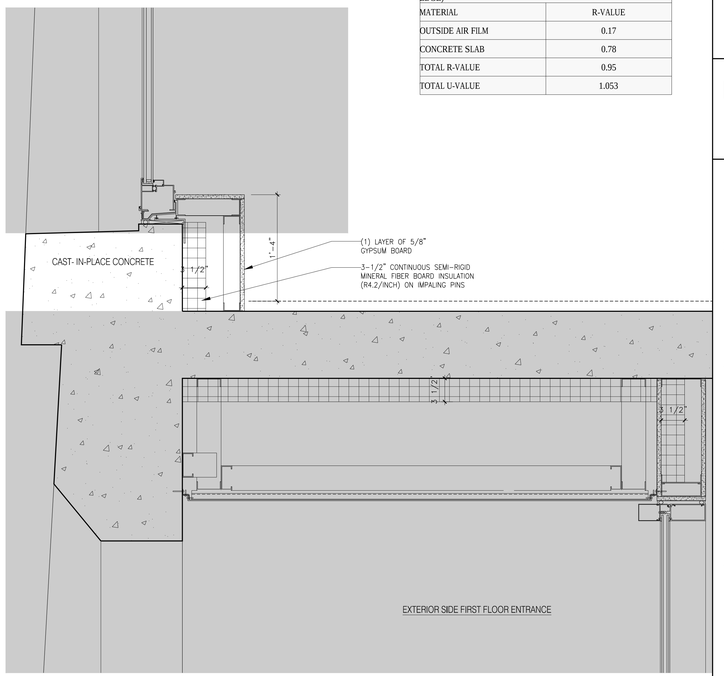

2 TYPE O.07 CAST-IN-PLACE CONCRETE WALL
SCALE: 1-1/2" = 1'-0"

WALL TYPE O.07 CAST-IN-PLACE CONCRETE WALL	
MATERIAL	R-VALUE
OUTSIDE AIR FILM	0.17
CONCRETE SLAB	0.78
SEMI-RIGID MINERAL FIBER BOARD INSULATION (R 4.2/INCH)	14.7
GYPSUM WALL BOARD	0.45
INSIDE AIR FILM	0.68
TOTAL R-VALUE	16.78
TOTAL U-VALUE	0.060

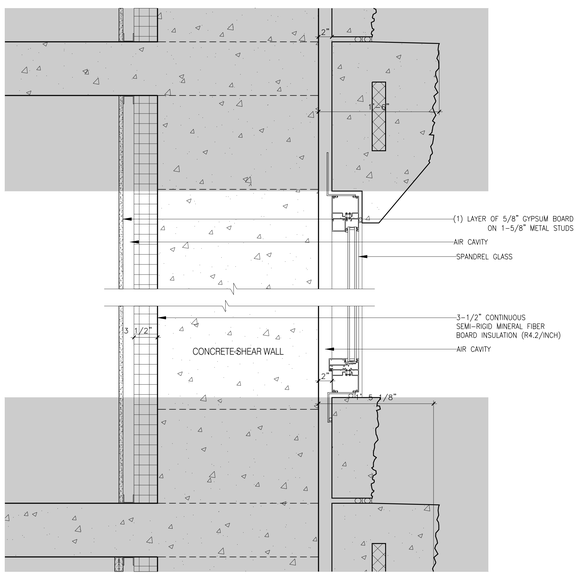

3 TYPE O.10 SPANDREL WINDOW AT CONCRETE SHEAR WALL
SCALE: 1-1/2" = 1'-0"

WALL TYPE O.10 SPANDREL WINDOW (AT SHEAR WALL)	
MATERIAL	R-VALUE
GL-4 SPANDREL IGU*	3
AIR CAVITY	1
CONCRETE	0.78
SEMI-RIGID MINERAL FIBER BOARD INSULATION (R 4.2/INCH)	14.70
AIR CAVITY	1
GYPSUM WALL BOARD	0.45
INSIDE AIR FILM	0.68
TOTAL R-VALUE	21.61
TOTAL U-VALUE	0.046
*FOR ALL FENESTRATION IN ACCORDANCE WITH NFRC 100 (WINDOWS 7.4 USNC)	

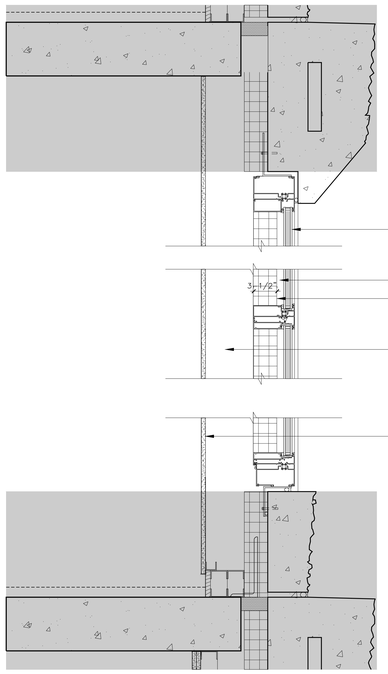

WALL TYPE O.10a SPANDREL WINDOW	
MATERIAL	R-VALUE
GL-4 SPANDREL IGU*	3
AIR CAVITY	1
SEMI-RIGID MINERAL FIBER BOARD INSULATION (R 4.2/INCH)	14.70
AIR CAVITY	1
GYPSUM WALL BOARD	0.45
INSIDE AIR FILM	0.68
TOTAL R-VALUE	20.83
TOTAL U-VALUE	0.048
*FOR ALL FENESTRATION IN ACCORDANCE WITH NFRC 100 (WINDOWS 7.4 USNC)	

5 TYPE O.10a SPANDREL GLASS WINDOW
SCALE: 1-1/2" = 1'-0"

NOTES:

ALL THE JOINTS BETWEEN THE PRECAST PANELS IN THE BUILDING ARE SEALED, THEREFORE THIS SYSTEM ACTS AS THE BUILDING ENVELOPE AND PRIMARY WEATHER SEAL (IT IS AN AIR AND WATER TIGHT SYSTEM). ANY AIR CAVITY BEHIND THE SYSTEM IS NOT A VENTILATED CAVITY

Number:	Date:	Revision:
2	10/30/2017	ISSUED TO DOB
1	01/06/2017	DOB RE-SUBMISSION

Project:
130 WILLIAM STREET
130 WILLIAM STREET
NEW YORK, NY 10038

Client:
THE LIGHTSTONE GROUP
130 WILLIAM STREET PROPERTY OWNER LLC
460 PARK AVE, 13TH FLOOR
NEW YORK, NY 10022
(212) 616-9971

Architect:
HILL | WEST ARCHITECTS
11 BROADWAY
17TH FLOOR
NEW YORK, NY 10004
T. 212 213 8007

Creative Director
Adjaye Associates
415 Broadway, 3rd Fl.
New York, NY 10013
(212) 965-8477

Building Structures:
McNamara Salvia
62 West 45th Street, 11th Fl.
New York, NY 10036
(212) 246-9800

MEP Engineer:
Ventrop ECG, LLC
365 W 34th Street, 3rd Fl.
New York, NY 10001
(212) 244-5060

Exterior Facade Consultant:
Gilsanz Murray Steficek, LLP
129 West 27th Street, 5th Fl.
New York, NY 10001
(212) 254-0030

Landscape Architect:
Weintraub Diaz, LLC
19 New Street
Nyack, NY 10960
(845) 353-2500

Civil Engineer & Acoustic Consultant:
AKRF Engineering PC
440 Park Avenue South, 7th Fl.
New York, NY 10016
(646) 388-9829

IT & Security Consultant:
Anj Communications
133 Sunny Ridge Road
Harrison, New York 10528
(914) 967-1967

Pool Consultant:
Integrated Aquatics Engineering, Inc.
75 Shewell Ave
Doylestown, PA 18901
(215) 230-8623

Elevator Consultant:
Jenkins and Huntington
1251 Avenue of the Americas
New York, NY 10020
(212)-696-1818

DOB STAMPS & SIGNATURES:

DWG TITLE:
ENERGY COMPLIANCE
WALL DETAILS
NB#121192903

Clara Gomez
NYC Buildings
APPROVED
Under Directive 1 of 1975
Date: 11/06/2017
NYC Development Hub

PROFESSIONAL STATEMENT:
TO THE BEST OF MY KNOWLEDGE, BELIEF AND PROFESSIONAL JUDGEMENT, THIS APPLICATION IS IN COMPLIANCE WITH THE 2016 NYECCC PER APPLICATION OF ASHRAE 90.1 2013 STANDARD.

SEAL & SIGNATURE:
REGISTERED ARCHITECT GREG CHARLES PASS 029883 STATE OF NEW YORK

DATE: 10/30/2017
PROJECT #: 14426
SCALE: NTS
DWG NO. EN-013.00

J:\14426 130 William Street\ - Drawing Set\130_Submissions

DEPT OF BLDGS 121192903 Job Number
E326041284 Scan Code

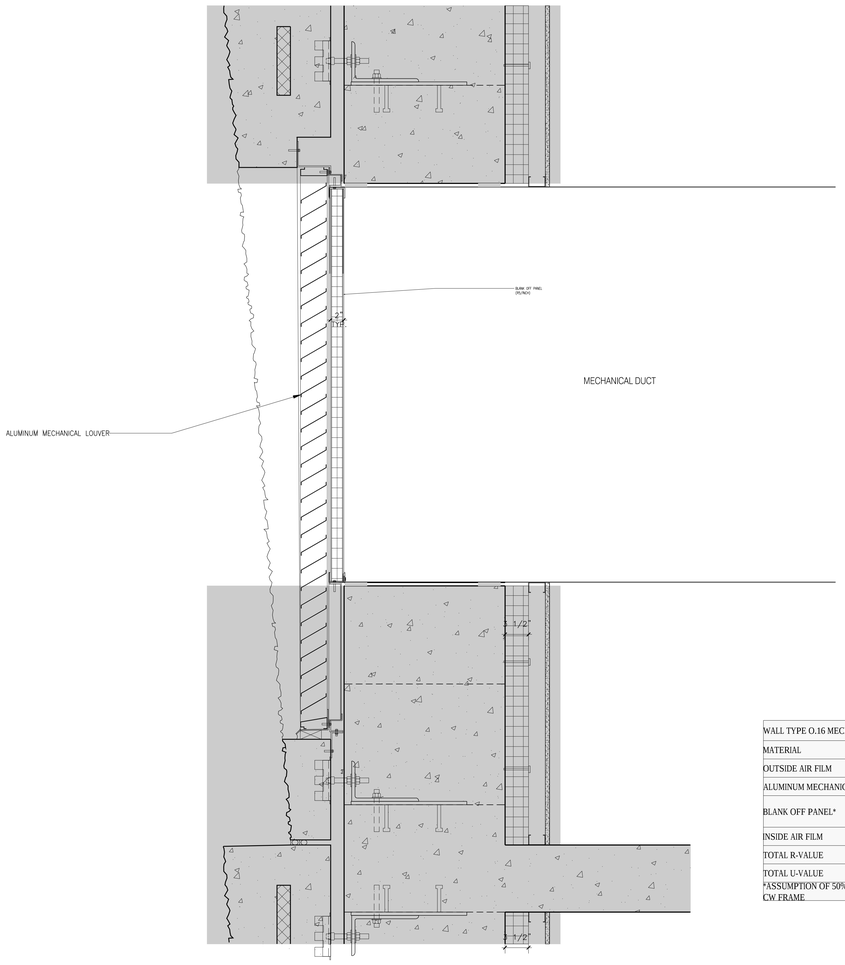

WALL TYPE O.16 MECHANICAL LOUVER	
MATERIAL	R-VALUE
OUTSIDE AIR FILM	0.17
ALUMINUM MECHANICAL LOUVER	N/A
BLANK OFF PANEL*	5.0
INSIDE AIR FILM	0.68
TOTAL R-VALUE	5.85
TOTAL U-VALUE	0.171

*ASSUMPTION OF 50% REDUCTION DURING TO HEAT LOSS THROUGH CW FRAME

4 TYPE O.16 EXTRUDED ALUMINUM HORIZONTAL STORM LOUVER AT SHEAR WALL
SCALE: 1-1/2"=1'-0"

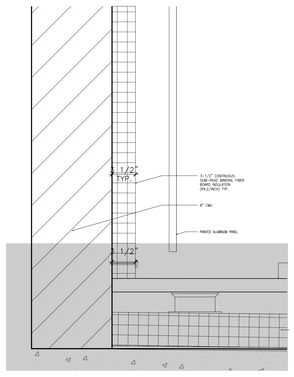

WALL TYPE O.14 METAL PANEL RAINSCREEN WITH CMU BACKUP WALL	
MATERIAL	R-VALUE
OUTSIDE AIR FILM	0.17
PAINTED ALUMINUM MP-4	0
SEMI-RIGID MINERAL FIBER BOARD INSULATION (R 4.2/INCH)	14.7
8" CMU	1.11
INSIDE AIR FILM	0.68
TOTAL R-VALUE	16.66
TOTAL U-VALUE	0.060

2 TYPE O.14 METAL PANEL RAINSCREEN WITH CMU BACKUP WALL
SCALE: 1-1/2"=1'-0"



WALL TYPE O.15 PTD HOLLOW METAL DOOR	
TOTAL U-VALUE	0.700

3 TYPE O.15 PTD HOLLOW METAL DOOR
SCALE: 1-1/2"=1'-0"

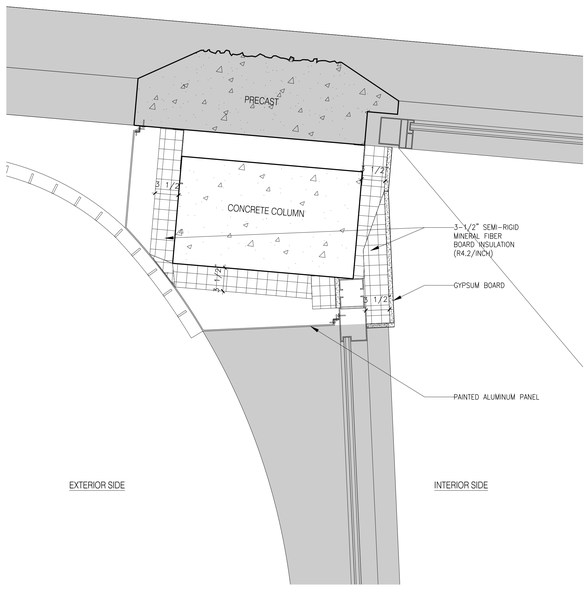

WALL TYPE O.13 METAL PANEL RAINSCREEN WITH CONCRETE COLUMN - RECESSED 10"	
MATERIAL	R-VALUE
OUTSIDE AIR FILM	0.17
PAINTED ALUMINUM MP-4	0
SEMI-RIGID MINERAL FIBER BOARD INSULATION (R 4.2/INCH)	14.7
CONCRETE	0.78
GYPSUM WALL BOARD	0.45
INSIDE AIR FILM	0.68
TOTAL R-VALUE	16.78
TOTAL U-VALUE	0.060

1 TYPE O.13 METAL PANEL RAIN SCREEN AT COLUMN
SCALE: 1-1/2"=1'-0"

NOTES:
ALL THE JOINTS BETWEEN THE PRECAST PANELS IN THE BUILDING ARE SEALED, THEREFORE THIS SYSTEM ACTS AS THE BUILDING ENVELOPE AND PRIMARY WEATHER SEAL (IT IS AN AIR AND WATER TIGHT SYSTEM). ANY AIR CAVITY BEHIND THE SYSTEM IS NOT A VENTILATED CAVITY

Number:	Date:	Revision:
2	10/30/2017	ISSUED TO DOB
1	01/06/2017	DOB RE-SUBMISSION

Project:
130 WILLIAM STREET
130 WILLIAM STREET
NEW YORK, NY 10038

Client:
THE LIGHTSTONE GROUP
130 WILLIAM STREET PROPERTY OWNER LLC
460 PARK AVE, 13TH FLOOR
NEW YORK, NY 10022
(212) 616-9971

Architect:
HILL | WEST ARCHITECTS
11 BROADWAY
17TH FLOOR
NEW YORK, NY 10004
T. 212 213 8007

Creative Director
Adjaye Associates
415 Broadway, 3rd Fl.
New York, NY 10013
(212) 965-8477

Building Structures:
McNamara Salvia
62 West 45th Street, 11th Fl.
New York, NY 10036
(212) 246-9800

MEP Engineer:
Ventrop ECG, LLC
365 W 34th Street, 3rd Fl.
New York, NY 10001
(212) 244-5060

Exterior Facade Consultant:
Gilsanz Murray Steficek, LLP
129 West 27th Street, 5th Fl.
New York, NY 10001
(212) 254-0030

Landscape Architect:
Weintraub Diaz, LLC
19 New Street
Nyack, NY 10960
(845) 353-2500

Civil Engineer & Acoustic Consultant:
AKRF Engineering PC
440 Park Avenue South, 7th Fl.
New York, NY 10016
(646) 388-9829

IT & Security Consultant:
Anj Communications
133 Sunny Ridge Road
Harrison, New York 10528
(914) 967-1967

Pool Consultant:
Integrated Aquatics Engineering, Inc.
75 Shewell Ave
Doylestown, PA 18901
(215) 230-8623

Elevator Consultant:
Jenkins and Huntington
1251 Avenue of the Americas
New York, NY 10020
(212)-696-1818

DOB STAMPS & SIGNATURES:

Clara Gomez
APPROVED
Under Directive 1 of 1975
Date: 11/06/2017
NYC Development Hub

PROFESSIONAL STATEMENT:
TO THE BEST OF MY KNOWLEDGE, BELIEF AND PROFESSIONAL JUDGEMENT, THIS APPLICATION IS IN COMPLIANCE WITH THE 2016 NYECCC PER APPLICATION OF ASHRAE 90.1 2013 STANDARD.

DWG TITLE:
ENERGY COMPLIANCE
WALL DETAILS
NB#121192903

SEAL & SIGNATURE:
REGISTERED ARCHITECT
CLARA GOMEZ
026961
STATE OF NEW YORK

DATE: 10/30/2017
PROJECT #: 14426
SCALE: NTS
DWG NO. EN-014.00

J:\14426 130 William Street_Drawing Set\14_Submissions

DEPT OF BLDGS 121192903 Job Number
E366567927S Scan Code

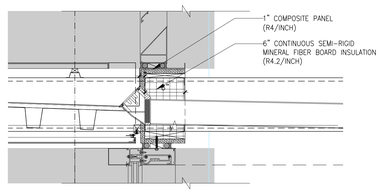

7 TYPE O.22 CW1 CANOPY
SCALE: 1-1/2"=1'-0"

WALL TYPE O.22 CANOPY	
MATERIAL	R-VALUE
OUTSIDE AIR FILM	0.17
1" COMPOSITE PANEL	4.00
SEMI-RIGID MINERAL FIBER BOARD INSULATION (R 4.2/INCH)*	2.52
INSIDE AIR FILM	0.68
TOTAL R-VALUE	6.69
TOTAL U-VALUE	0.149
*ASSUMPTION OF 90% REDUCTION DURING TO HEAT LOSS THROUGH CW FRAME	

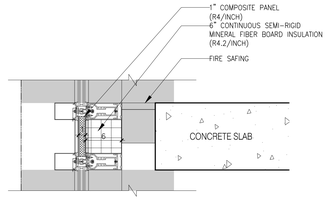

6 TYPE O.21b CW1 STOREFRONT METAL PANEL AT SLAB EDGE
SCALE: 1-1/2"=1'-0"

WALL TYPE O.21a & O.21b CW1 STOREFRONT METAL PANELS 80% REDUCTION	
MATERIAL	R-VALUE
OUTSIDE AIR FILM	0.17
1" COMPOSITE PANEL*	2
SEMI-RIGID MINERAL FIBER BOARD INSULATION (R 4.2/INCH)**	5.04
INSIDE AIR FILM	2.38
TOTAL R-VALUE	9.59
TOTAL U-VALUE	0.104
*ASSUMPTION OF 50% REDUCTION DURING TO HEAT LOSS THROUGH CW FRAME	
**ASSUMPTION OF 80% REDUCTION DURING TO HEAT LOSS THROUGH CW FRAME	

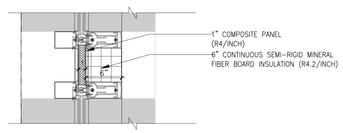

5 TYPE O.21a CW1 STOREFRONT METAL PANEL AT SLAB EDGE
SCALE: 1-1/2"=1'-0"

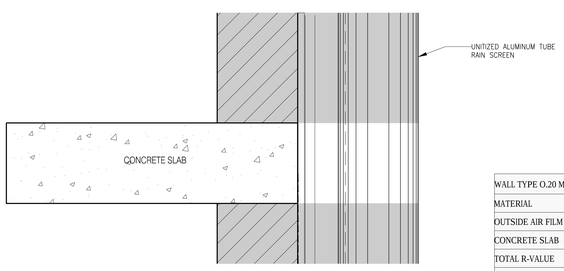

WALL TYPE O.20 METAL TUBES AT SLAB EDGE	
MATERIAL	R-VALUE
OUTSIDE AIR FILM	0.17
CONCRETE SLAB	0.780
TOTAL R-VALUE	0.95
TOTAL U-VALUE	1.053

4 TYPE O.20 METAL TUBES AT SLAB EDGE
SCALE: 1-1/2"=1'-0"

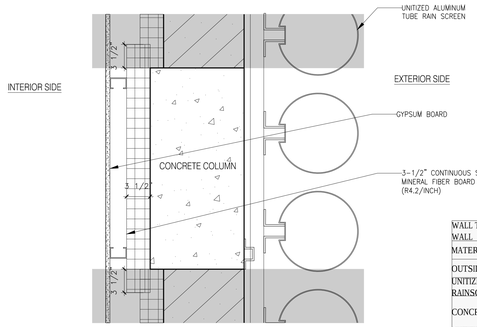

3 TYPE O.19 METAL TUBES WITH CONCRETE COLUMN BACKUP WALL
SCALE: 1-1/2"=1'-0"

WALL TYPE O.19 METAL TUBES WITH CONCRETE COLUMN BACKUP WALL	
MATERIAL	R-VALUE
OUTSIDE AIR FILM	0.17
UNITIZED ALUMINUM TUBE RAINSCREEN	0
CONCRETE	0.78
SEMI-RIGID MINERAL FIBER BOARD INSULATION (R 4.2/INCH)	14.7
INSIDE AIR FILM	0.68
TOTAL R-VALUE	16.33
TOTAL U-VALUE	0.061

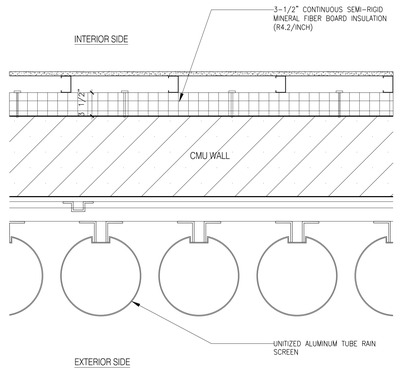

2 TYPE O.18 METAL TUBES WITH CMU BACKUP WALL
SCALE: 1-1/2"=1'-0"

WALL TYPE O.18 METAL TUBES WITH CMU BACKUP WALL	
MATERIAL	R-VALUE
OUTSIDE AIR FILM	0.17
UNITIZED ALUMINUM TUBE RAINSCREEN	0
10" CMU	1.2
SEMI-RIGID MINERAL FIBER BOARD INSULATION (R 4.2/INCH)	14.7
INSIDE AIR FILM	0.68
TOTAL R-VALUE	16.75
TOTAL U-VALUE	0.060

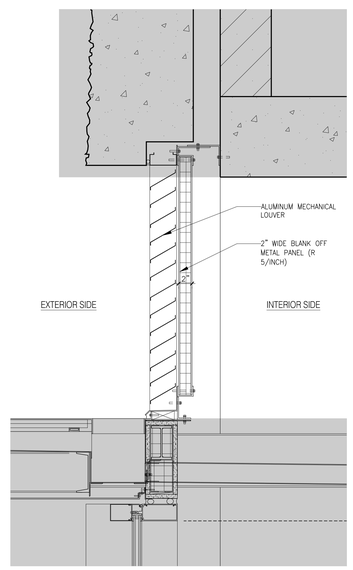

1 TYPE O.17 METAL LOUVER AT STOREFRONT NORTH
SCALE: 1-1/2"=1'-0"

WALL TYPE O.17 LOUVER AT CW1	
MATERIAL	R-VALUE
OUTSIDE AIR FILM	0.17
ALUMINUM MECHANICAL LOUVER	N/A
BLANK OFF PANEL*	5.0
INSIDE AIR FILM	0.68
TOTAL R-VALUE	5.85
TOTAL U-VALUE	0.171
*ASSUMPTION OF 50% REDUCTION DURING TO HEAT LOSS THROUGH CW FRAME	

NOTES:
ALL THE JOINTS BETWEEN THE PRECAST PANELS IN THE BUILDING ARE SEALED, THEREFORE THIS SYSTEM ACTS AS THE BUILDING ENVELOPE AND PRIMARY WEATHER SEAL (IT IS AN AIR AND WATER TIGHT SYSTEM). ANY AIR CAVITY BEHIND THE SYSTEM IS NOT A VENTILATED CAVITY

Number:	Date:	Revision:
2	10/30/2017	ISSUED TO DOB
1	01/06/2017	DOB RE-SUBMISSION

Project:
130 WILLIAM STREET
130 WILLIAM STREET
NEW YORK, NY 10038

Client:
THE LIGHTSTONE GROUP
130 WILLIAM STREET PROPERTY OWNER LLC
460 PARK AVE, 13TH FLOOR
NEW YORK, NY 10022
(212) 616-9971

Architect:
HILL | WEST ARCHITECTS
11 BROADWAY
17TH FLOOR
NEW YORK, NY 10004
T. 212 213 8007

Creative Director
Adjaye Associates
415 Broadway, 3rd Fl.
New York, NY 10013
(212) 965-8477

Building Structures:
McNamara Salvia
62 West 45th Street, 11th Fl.
New York, NY 10036
(212) 246-9800

MEP Engineer:
Ventrop ECG, LLC
365 W 34th Street, 3rd Fl.
New York, NY 10001
(212) 244-5060

Exterior Facade Consultant:
Gilsanz Murray Steficek, LLP
129 West 27th Street, 5th Fl.
New York, NY 10001
(212) 254-0030

Landscape Architect:
Weintraub Diaz, LLC
19 New Street
Nyack, NY 10960
(845) 353-2500

Civil Engineer & Acoustic Consultant:
AKRF Engineering PC
440 Park Avenue South, 7th Fl.
New York, NY 10016
(646) 388-9829

IT & Security Consultant:
Anj Communications
133 Sunny Ridge Road
Harrison, New York 10528
(914) 967-1967

Pool Consultant:
Integrated Aquatics Engineering, Inc.
75 Shewell Ave
Doylestown, PA 18901
(215) 230-8623

Elevator Consultant:
Jenkins and Huntington
1251 Avenue of the Americas
New York, NY 10020
(212)-696-1818

DOB STAMPS & SIGNATURES:

Clark Gomez
APPROVED
Under Directive 2 of 1975
Date: 01/06/2017
NYC Development Hub

PROFESSIONAL STATEMENT:
TO THE BEST OF MY KNOWLEDGE, BELIEF AND PROFESSIONAL JUDGEMENT, THIS APPLICATION IS IN COMPLIANCE WITH THE 2016 NYECCC PER APPLICATION OF ASHRAE 90.1 2013 STANDARD.

DWG TITLE:
ENERGY COMPLIANCE
WALL DETAILS
NB#121192903

SEAL & SIGNATURE:
REGISTERED ARCHITECT
DAVID CHARLES WEST
026961
STATE OF NEW YORK

DATE: 10/30/2017
PROJECT #: 14426
SCALE: NTS
DWG NO. EN-015.00

J:\14426 130 William Street_Drawing Sets\10_Submissions

DEPT OF BLDGS 421309825 Job Number
B3851320929 Scan Code

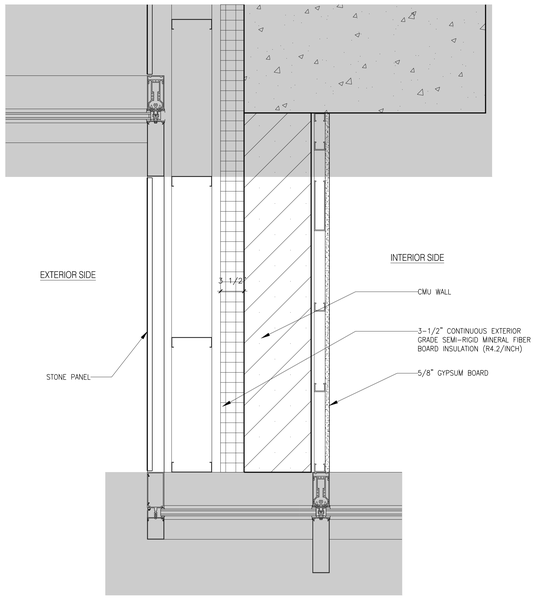

4 TYPE O.26 STONE CLADDING
SCALE: 1-1/2"=1'-0"

WALL TYPE O.26 STONE CLAD	
MATERIAL	R-VALUE
OUTSIDE AIR FILM	0.17
SEMI-RIGID MINERAL FIBER BOARD INSULATION (R 4.2/INCH)	14.7
8" CMU	1.11
GYPSUM WALL BOARD	0.45
TOTAL R-VALUE	16.43
TOTAL U-VALUE	0.061

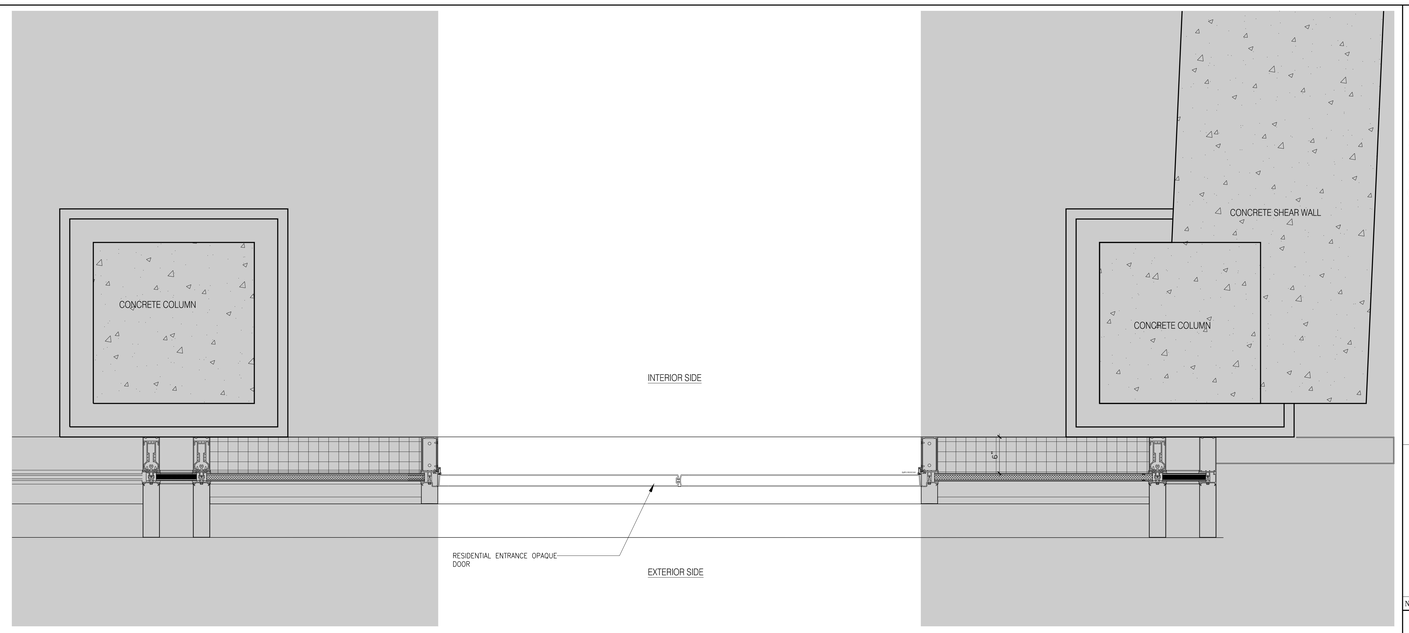

5 TYPE O.24 CW1 RESIDENTIAL ENTRANCE DOOR AT STOREFRONT
SCALE: 1-1/2"=1'-0"

WALL TYPE O.24 CURTAIN WALL RESIDENTIAL STOREFRONT	
TOTAL U-VALUE	0.700

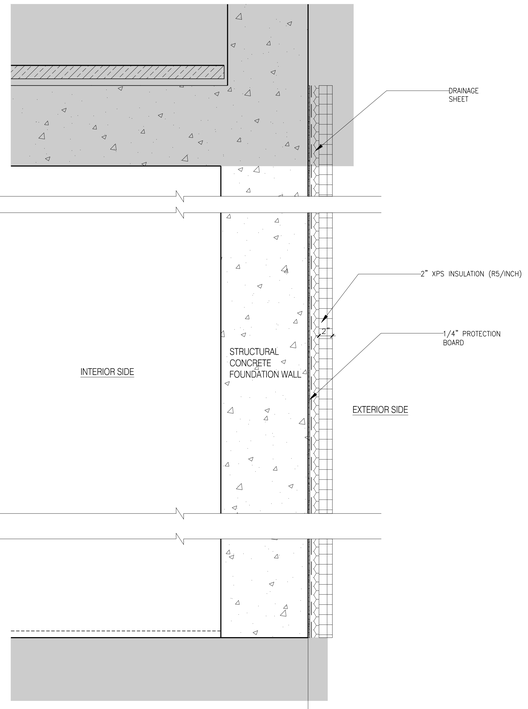

3 TYPE W.1 FOUNDATION STRUCTURAL CONCRETE WALL
SCALE: 1-1/2"=1'-0"

WALL TYPE W.1 FOUNDATION STRUCTURAL CONCRETE WALL	
MATERIAL	R-VALUE
PROTECTION BOARD + 2" EXTRUDED POLYSTYRENE BOARD INSULATION + 1'1/4">2.5' STRUCTURAL CONCRETE	0.17
TOTAL U-VALUE	0.086
U-VALUE AS PER COMcheck 4.0.5.1	

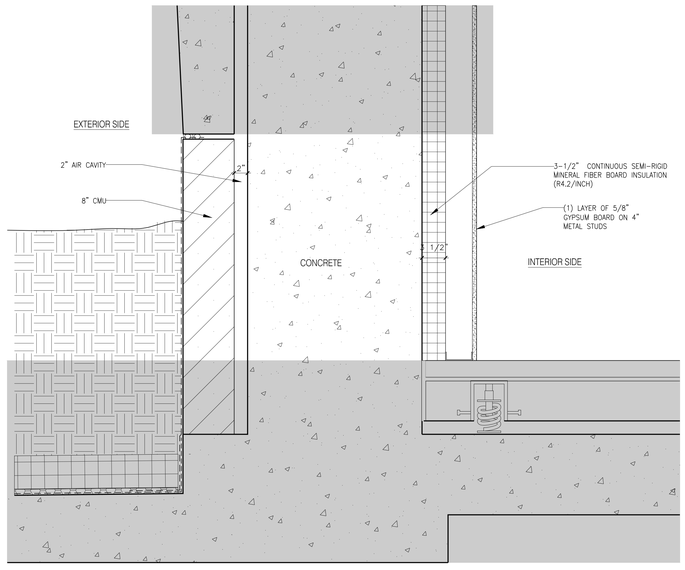

2 TYPE O.25 LINED TREE PLANTER BED
SCALE: 1-1/2"=1'-0"

WALL TYPE O.25 LINED TREE PLANTER BED	
MATERIAL	R-VALUE
OUTSIDE AIR FILM	0.17
8" CMU	1.11
AIR CAVITY	1
CONCRETE	0.78
SEMI-RIGID MINERAL FIBER BOARD INSULATION (R 4.2/INCH)	14.7
GYPSUM WALL BOARD	0.4500
INSIDE AIR FILM	0.68
TOTAL R-VALUE	18.89
TOTAL U-VALUE	0.053

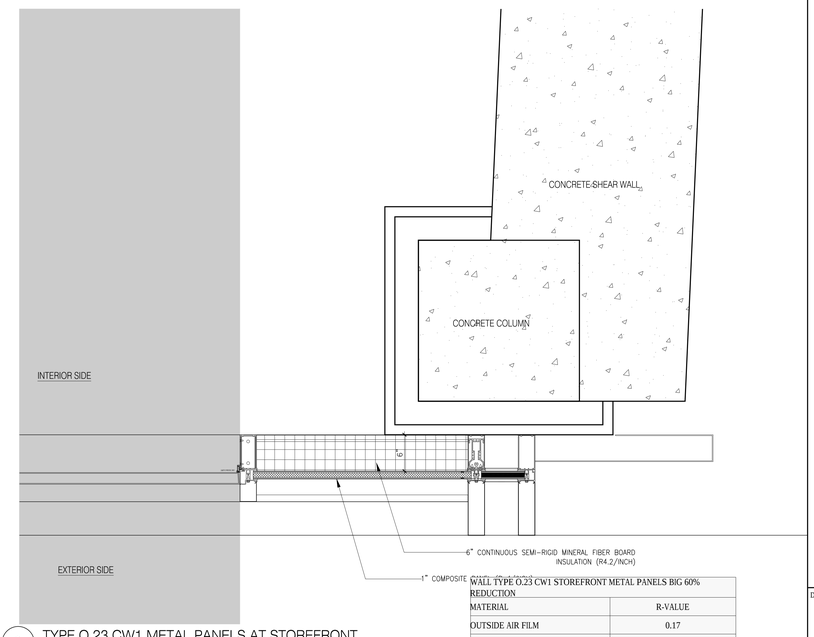

1 TYPE O.23 CW1 METAL PANELS AT STOREFRONT
SCALE: 1-1/2"=1'-0"

WALL TYPE O.23 CW1 STOREFRONT METAL PANELS BIG 60% REDUCTION	
MATERIAL	R-VALUE
OUTSIDE AIR FILM	0.17
1" COMPOSITE PANEL*	2
SEMI-RIGID MINERAL FIBER BOARD INSULATION (R 4.2/INCH)**	10.08
INSIDE AIR FILM	0.68
TOTAL R-VALUE	12.93
TOTAL U-VALUE	0.077
*ASSUMPTION OF 50% REDUCTION DURING TO HEAT LOSS THROUGH CW FRAME	
**ASSUMPTION OF 60% REDUCTION DURING TO HEAT LOSS THROUGH CW FRAME	

Clare Gomez
APPROVED
Under Directive 1 of 1975
Date: 11/06/2017
NYC Development Hub

PROFESSIONAL STATEMENT:
TO THE BEST OF MY KNOWLEDGE, BELIEF AND PROFESSIONAL JUDGEMENT, THIS APPLICATION IS IN COMPLIANCE WITH THE 2016 NYECCC PER APPLICATION OF ASHRAE 90.1 2013 STANDARD.

NOTES:
ALL THE JOINTS BETWEEN THE PRECAST PANELS IN THE BUILDING ARE SEALED, THEREFORE THIS SYSTEM ACTS AS THE BUILDING ENVELOPE AND PRIMARY WEATHER SEAL (IT IS AN AIR AND WATER TIGHT SYSTEM). ANY AIR CAVITY BEHIND THE SYSTEM IS NOT A VENTILATED CAVITY

Number:	Date:	Revision:
2	10/30/2017	ISSUED TO DOB
1	01/06/2017	DOB RE-SUBMISSION

Project:
130 WILLIAM STREET
130 WILLIAM STREET
NEW YORK, NY 10038

Client:
THE LIGHTSTONE GROUP
130 WILLIAM STREET PROPERTY OWNER LLC
460 PARK AVE, 13TH FLOOR
NEW YORK, NY 10022
(212) 616-9971

Architect:
HILL | WEST ARCHITECTS
11 BROADWAY
17TH FLOOR
NEW YORK, NY 10004
T. 212 213 8007

Creative Director
Adjaye Associates
415 Broadway, 3rd Fl.
New York, NY 10013
(212) 965-8477

Building Structures:
McNamara Salvia
62 West 45th Street, 11th Fl.
New York, NY 10036
(212) 246-9800

MEP Engineer:
Ventrop ECG, LLC
365 W 34th Street, 3rd Fl.
New York, NY 10001
(212) 244-5060

Exterior Facade Consultant:
Gilsanz Murray Steficek, LLP
129 West 27th Street, 5th Fl.
New York, NY 10001
(212) 254-0030

Landscape Architect:
Weintraub Diaz, LLC
19 New Steeet
Nyack, NY 10960
(845) 353-2500

Civil Engineer & Acoustic Consultant:
AKRF Engineering PC
440 Park Avenue South, 7th Fl.
New York, NY 10016
(646) 388-9829

IT & Security Consultant:
Anj Communications
133 Sunny Ridge Road
Harrison, New York 10528
(914) 967-1967

Pool Consultant:
Integrated Aquatics Engineering, Inc.
75 Shewell Ave
Doylestown, PA 18901
(215) 230-8623

Elevator Consultant:
Jenkins and Huntington
1251 Avenue of the Americas
New York, NY 10020
(212)-696-1818

DOB STAMPS & SIGNATURES:

DWG TITLE:
ENERGY COMPLIANCE
WALL DETAILS
NB#121192903

SEAL & SIGNATURE:
REGISTERED ARCHITECT
DAVID CHARLES WEST
STATE OF NEW YORK
020857

DATE: 10/30/2017
PROJECT #: 14426
SCALE: NTS
DWG NO. EN-016.00

J:\14426 130 William Street\ | Drawing Sets\10_Submissions

DEPT OF BLDGS 121192903 Job Number
E-541561808M Scan Code

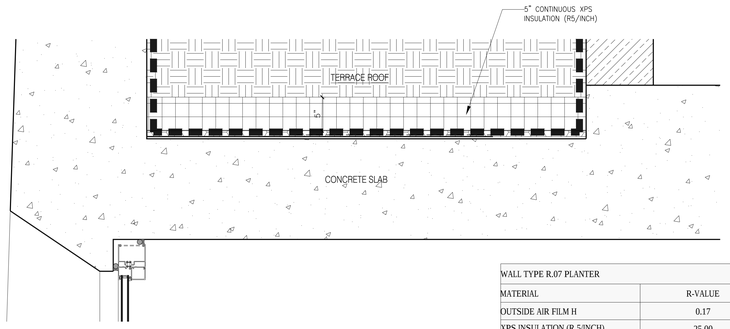

7 TYPE R.07 AT 3RD FLOOR PLANTER
SCALE: 1-1/2"=1'-0"

WALL TYPE R.07 PLANTER	
MATERIAL	R-VALUE
OUTSIDE AIR FILM H	0.17
XPS INSULATION (R 5/INCH)	25.00
CONCRETE SLAB	0.78
INSIDE AIR FILM H	0.61
TOTAL R-VALUE	26.56
TOTAL U-VALUE	0.038

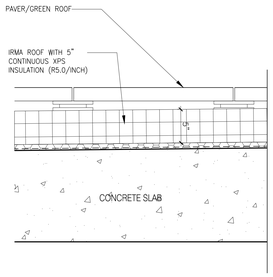

5 TYPE R.04 PAVERS / GREEN ROOF
SCALE: 1-1/2"=1'-0"

WALL TYPE R.04 PAVERS / GREEN ROOF	
MATERIAL	R-VALUE
OUTSIDE AIR FILM H	0.17
OVERBURDEN	0
XPS INSULATION (R 5/INCH)	25
CONCRETE SLAB	0.78
INSIDE AIR FILM H	0.61
TOTAL R-VALUE	26.56
TOTAL U-VALUE	0.038

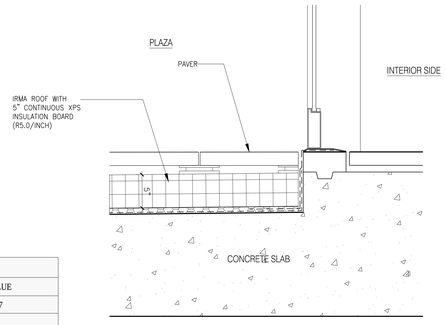

3 TYPE R.01 ENTRANCE PLAZA
SCALE: 1-1/2"=1'-0"

WALL TYPE R.01 ENTRANCE PLAZA	
MATERIAL	R-VALUE
OUTSIDE AIR FILM H	0.17
PAVERS	0
XPS INSULATION (R 5/INCH)	25
CONCRETE SLAB	0.78
INSIDE AIR FILM H	0.61
TOTAL R-VALUE	26.56
TOTAL U-VALUE	0.038

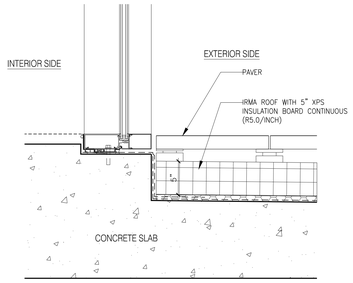

2 TYPE R.02 TERRACES
SCALE: 1-1/2"=1'-0"

WALL TYPE R.02 TERRACES	
MATERIAL	R-VALUE
OUTSIDE AIR FILM H	0.17
PAVERS	0
XPS INSULATION (R 5/INCH)	25
CONCRETE SLAB	0.78
INSIDE AIR FILM H	0.61
TOTAL R-VALUE	26.56
TOTAL U-VALUE	0.038

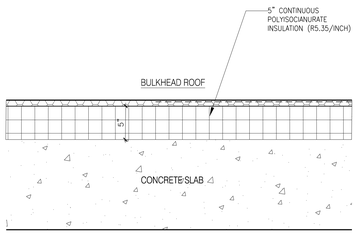

6 TYPE R.06 BULKHEAD ROOF
SCALE: 1-1/2"=1'-0"

WALL TYPE R.06 BULKHEAD ROOF	
MATERIAL	R-VALUE
OUTSIDE AIR FILM H	0.17
POLYISOCIANURATE INSULATION (R 5.35/INCH)	26.75
CONCRETE SLAB	0.065
INSIDE AIR FILM H	0.61
TOTAL R-VALUE	27.60
TOTAL U-VALUE	0.036

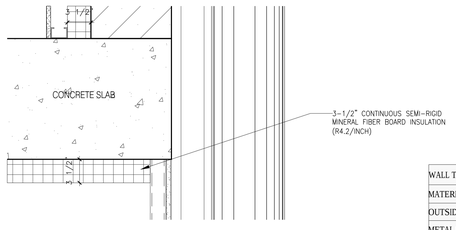

4 TYPE R.05 SOFFIT UNDER 61ST & 62ND FLOOR TERRACE
SCALE: 1-1/2"=1'-0"

WALL TYPE R.05 SOFFIT	
MATERIAL	R-VALUE
OUTSIDE AIR FILM H	0.17
METAL PANEL	0
EXTERIOR GRADE SEMI-RIGID MINERAL WOOL (R 4.2/INCH)	14.7
CONCRETE SLAB	0.78
INSIDE AIR FILM H	0.61
TOTAL R-VALUE	16.26
TOTAL U-VALUE	0.062

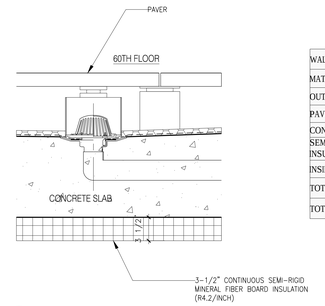

1 TYPE R.03 60TH FLOOR TERRACE (UNDER CONCRETE SLAB)
SCALE: 1-1/2"=1'-0"

WALL TYPE R.03 60TH TERRACE	
MATERIAL	R-VALUE
OUTSIDE AIR FILM H	0.17
PAVERS	0
CONCRETE SLAB	0.78
SEMI-RIGID MINERAL FIBER BOARD INSULATION (R 4.2/INCH)	14.7
INSIDE AIR FILM H	0.61
TOTAL R-VALUE	16.26
TOTAL U-VALUE	0.062

NOTES:
ALL THE JOINTS BETWEEN THE PRECAST PANELS IN THE BUILDING ARE SEALED, THEREFORE THIS SYSTEM ACTS AS THE BUILDING ENVELOPE AND PRIMARY WEATHER SEAL (IT IS AN AIR AND WATER TIGHT SYSTEM). ANY AIR CAVITY BEHIND THE SYSTEM IS NOT A VENTILATED CAVITY

Number:	Date:	Revision:
2	10/30/2017	ISSUED TO DOB
1	01/06/2017	DOB RE-SUBMISSION

Project:
130 WILLIAM STREET
130 WILLIAM STREET
NEW YORK, NY 10038

Client:
THE LIGHTSTONE GROUP
130 WILLIAM STREET PROPERTY OWNER LLC
460 PARK AVE, 13TH FLOOR
NEW YORK, NY 10022
(212) 616-9971

Architect:
HILL | WEST ARCHITECTS
11 BROADWAY
17TH FLOOR
NEW YORK, NY 10004
T. 212 213 8007

Creative Director
Adjaye Associates
415 Broadway, 3rd Fl.
New York, NY 10013
(212) 965-8477

Building Structures:
McNamara Salvia
62 West 45th Sreet, 11th Fl.
New York, NY 10036
(212) 246-9800

MEP Engineer:
Ventrop ECG, LLC
365 W 34th Sreet, 3rd Fl.
New York, NY 10001
(212) 244-5060

Exterior Facade Consultant:
Gilsanz Murray Steficek, LLP
129 West 27th Sreet, 5th Fl.
New York, NY 10001
(212) 254-0030

Landscape Architect:
Weintraub Diaz, LLC
19 New Street
Nyack, NY 10960
(845) 353-2500

Civil Engineer & Acoustic Consultant:
AKRF Engineering PC
440 Park Avenue South, 7th Fl.
New York, NY 10016
(646) 388-9829

IT & Security Consultant:
Anj Communications
133 Sunny Ridge Road
Harrison, New York 10528
(914) 967-1967

Pool Consultant:
Integrated Aquatics Engineering, Inc.
75 Sbewell Ave
Doylestown, PA 18901
(215) 230-8623

Elevator Consultant:
Jenkins and Huntington
1251 Avenue of the Americas
New York, NY 10020
(212)-696-1818

DOB STAMPS & SIGNATURES:

Clara Gomez
APPROVED
Under Directive 1 of 1975
Date: 11/06/2017
NYC Development Hub

PROFESSIONAL STATEMENT:
TO THE BEST OF MY KNOWLEDGE, BELIEF AND PROFESSIONAL JUDGEMENT, THIS APPLICATION IS IN COMPLIANCE WITH THE 2016 NYECCC PER APPLICATION OF ASHRAE 90.1 2013 STANDARD.

DWG TITLE:
ENERGY COMPLIANCE
WALL DETAILS
NB#121192903

SEAL & SIGNATURE:
REGISTERED ARCHITECT
STATE OF NEW YORK

DATE: 10/30/2017
PROJECT #: 14A26
SCALE: NTS
DWG NO. EN-017.00

J:\14A26 130 William Street_Drawing Set\19_Submissions

Attachment 5 — Page 1 of 7

320 Resistances of Building and Insulating Materials

[illegible]

Figure extracted from RAMSEY, C. and SLEEPER, H: "Architectural Graphic Standards", 6th edition, page 320.

Attachment 5

GMS — STRUCTURAL ENGINEERS & BUILDING ENVELOPE CONSULTANTS, 129 W. 27th St., 5th Floor, New York, New York 10001, tel. 212-254-0030, fax. 212 4775978, www.gmsllp.com — GILSANZ . MURRAY . STEFICEK . LLP

PROJECT: Energy Code Compliance Analysis, 130 Williams Street, New York, NY, 11201 | TITLE: Resistance of building materials | PROJECT No. 15629 | DATE 11.02.2016 | PAGE Page 1 of 7

Attachment 5 — Page 2 of 7

Resistances of Building and Insulating Materials 321

[illegible]

Figure extracted from RAMSEY, C. and SLEEPER, H: "Architectural Graphic Standards", 6th edition, page 321.

Attachment 5

GMS — STRUCTURAL ENGINEERS & BUILDING ENVELOPE CONSULTANTS — GILSANZ . MURRAY . STEFICEK . LLP

PROJECT: Energy Code Compliance Analysis, 130 Williams Street, New York, NY, 11201 | TITLE: Resistance of building materials | PROJECT No. 15629 | DATE 11.02.2016 | PAGE Page 2 of 7

Attachment 5 — Page 3 of 7

Submittal Sheet 07840

Thermafiber — THE NAME IN MINERAL WOOL

THERMAFIBER® Curtain Wall CW 40 and CW 90 Insulations

- Provide 1, 2 and 3-hr. fire protection in a variety of rated curtain wall assemblies.
- Available in unfaced felt or with a tough scrim-reinforced foil facing that serves as a vapor retarder.
- Optional dark-colored insulation for backing glass spandrel panels.
- Two densities*. CW 40 (4.0 pcf) and CW 90 (8.0 pcf) provide for a variety of fire-protection applications.

Description — THERMAFIBER® Curtain Wall CW 40 and CW 90 Insulations are mineral-wool-type insulations that resist temperatures up to 2,000 °F (1,093 °C), thus offering superior fire protection in rated curtain wall assemblies. These products are noncombustible per Standard NFPA 220 when tested according to ASTM E 136, and are moisture-resistant, noncorrosive, nondeteriorating, mildew-proof and vermin-proof. They permit dry construction for all-year-round work. Also, these products are available plain or FSP with scrim-reinforced foil facing that serves as a vapor retarder, and in standard color or dark color for backing glass spandrel panels.
Two different densities, 4.0 and 8.0 pcf, permit THERMAFIBER® Curtain Wall Insulations to be used in many different fire-containment assemblies of 1, 2 and 3-hr. ratings. Note that an optional 6.0 pcf product (CW 70) is also available.

Fire Containment — The first priority in building safety is containment of both fire and smoke to the area of origin. For mid- and high-rise buildings, especially, that means that fire and smoke must be prevented from spreading to the next floor. Since the floor assembly is typically a fire-rated system, a possible route for the fire spread is through and up the exterior curtain wall system. THERMAFIBER® Life-Safety Fire Containment Systems are assemblies designed to protect perimeters by combining THERMAFIBER® Safing Insulation, THERMAFIBER® Curtain Wall Insulation and 3M THERMAFIBER® FIRE BARRIER™ Spray, THERMAFIBER® SMOKE SEAL™ Compound or FIRECODE® Compound. All four model building codes (BOCA, SBCCI, ICBO and IBC) require that the gap at the slab edge/curtain wall interface be treated to maintain the same fire integrity as the floor-ceiling. The THERMAFIBER® Life-Safety Fire Containment Systems have been tested (UL Systems CW-S-1001, CW-S-2001 and CW-S-2002) and accepted or recognized (ICBO ER-2331, California State Fire Marshal, OSHPD) as maintaining fire containment from floor to floor.

Installation (Aluminum-Framed Application) — Mechanically attach CW insulation to vertical aluminum mullions with fasteners approved by the architect. Adhesive attachments are not acceptable. Cover aluminum mullions with 1" or 2" thick, 6" or 8" wide THERMAFIBER® Curtain Wall CW 90 Insulation depending on the assembly specifications. Place backing/reinforcement members horizontally at the safing line and behind the outer surface of the curtain wall insulation to prevent bowing of the curtain wall insulation due to pressure applied from compression-fit safing insulation. Typical reinforcement members include hat channels and "L" and "T" angles.

Install THERMAFIBER® Safing Insulation, of proper width (2" to 8" max. opening), in safe-off area foil side up between THERMAFIBER® Curtain Wall Insulation and floor slabs, on safing clips spaced as required, 24" or 12" o.c. maximum, leaving no voids. Cut safing wider than opening to ensure compression fit. Install THERMAFIBER® SMOKE SEAL™ Compound, or FIRECODE® Compound or FIRE BARRIER™ Spray as indicated in the specific test description or architectural specification.

In steel-stud-framed applications, screw-attach type X gypsum sheathing or cement board, 1/2" or 5/8" thick, to the exterior face of the studs.

Technical Data — Surface Burning Characteristics According to ASTM E84

Product Designation	Flame Spread	Smoke Developed
CW Regular (Unfaced)	0	0
CW Foil-Faced	25	0

Products have a class A interior finish rating per NFPA 101, life safety code. Values apply to both standard color and dark curtain wall insulation.

Product Density — Approximate Density Tolerance-pcf[1]

Product Designation	Actual Density	Tacoma	Wabash	Minimum Thickness	Application Method
CW 40[2]	4.0	±0.5	-0.5 +1.0	2"	see tests for req'd attachment
CW 70[4]	6.0	±0.75	-0.75 +2.0	1-1/2"	see tests for req'd attachment
CW 90[2]	8.0	±1.0	-1.0 +2.0	1"	see tests for req'd attachment

(1) On packaging weight basis. (2) Values apply to both standard color and dark curtain wall insulation. (4) Special-order product.

Thermal Conductivity and Thermal Resistance (According to ASTM C 518)

Product Designation	"k" @ 75 °F (24 °C) BTU - in./hr. - sq. ft. - °F	1" thick R	1" thick U	1-1/2" thick R	1-1/2" thick U	2" thick R	2" thick U	2-1/2" thick R	2-1/2" thick U
→ CW 40	0.24	–	–	–	–	8.3	0.12	10.4	0.095
→ CW 70*	0.24	–	–	6.25	0.16	8.3	0.12	10.4	0.095
→ CW 90	0.24	4.2	0.24	6.25	0.16	8.3	0.12	10.4	0.095

*Note that a third density CW 70 (6.0 pcf) is also available as a special-order product.

Attachment 5

PROJECT: Energy Code Compliance Analysis, 130 Williams Street, New York, NY, 11201 | TITLE: Resistance of building materials | PROJECT No. 15629 | DATE 11.02.2016 | PAGE Page 3 of 7

Attachment 5 — Page 4 of 7

Product Designation	"k" @ 75 °F (24 °C) BTU - in./hr. - sq. ft. - °F	3" thick R	3" thick U	3-1/2" thick R	3-1/2" thick U	4" thick R	4" thick U	6" thick R	6" thick U
→ CW 40	0.24	12.5	.080	14.6	.068	16.7	.059	25.0	.040
→ CW 70	0.24	12.5	.080	14.6	.068	16.7	.059	25.0	.040
→ CW 90	0.24	12.5	.080	14.6	.068	16.7	.059	25.0	.040

Product Data — Standards Compliance — THERMAFIBER® Curtain Wall CW 40 and CW 90 Insulations meet the following:

ASTM C 665 - Federal Specification HH-I-521F–Curtain wall insulation as Types I and III, Class A, Category 1 (0.02 perm, tested in accordance with ASTM E 96 procedure).

ASTM C 612-00 - Federal Specification HH-I-558B–Curtain wall insulation (all) as Types 1 and 2 (0.02 perm, tested in accordance with ASTM E 96 procedure); curtain wall insulation (CW 70, CW 90) as Types 3 and 4 (0.02 perm, tested in accordance with ASTM E 96 procedure).

ASTM E 136 - Rated noncombustible as defined by NFPA Standard 220 when tested according to ASTM E 136.

ASTM C 553 - THERMAFIBER® Insulations absorb less than 1% moisture by weight and volume.

Curtain wall products are approved by: New York City Board of Standards & Appeals-0.02 perm, foil-faced, tested in accordance with ASTM E 96 procedure (under BSA 214-73-SM & accepted by MEA-209-82).

Fire-Containment Tests — For more complete test information, see SA707, THERMAFIBER® Life-Safety Fire Containment Systems technical catalog.

Aluminum Spandrel Curtain Wall Fire Containment — 2 hr.–USG 10-18-71 and WJE 72455; 1 hr.–USG 6-3-71.

Granite Curtain Wall Fire Containment — 3 hr.–CEG 4-23-90; 2 hr.–CEG 10-6-81 and CEG 1-15-90; 1 hr.–CEG 2-27-81.

Glass Spandrel Curtain Wall Fire Containment — 3 hr.–CEG 4-2-81; 2 hr.–WJE 72481, CEG 12-20-89 and CEG 1-16-90; 1 hr. CEG 8-6-81 and CEG 7-25-85.

Composition and Materials — THERMAFIBER® Blankets are a mineral fiber material manufactured from slag, a by-product of iron ore reduction, and naturally occurring rock.

Warranty — System performance following substitution of materials or compromise in assembly designing cannot be certified and may result in failure of fire performance under certain conditions. Products and systems provided by Thermafiber LLC are warranted to be free from defects in material workmanship. Contact Thermafiber LLC for complete warranty details.

Storage — Store in a cool, dry place.

Submittal Approvals: Job Name / Contractor / Date

Thermafiber — 3711 West Mill Street, Wabash, IN 46992-8687, 1-888-TFIBER1 (834-2371), http://www.thermafiber.com

Attachment 5

PROJECT: Energy Code Compliance Analysis, 130 Williams Street, New York, NY, 11201 | TITLE: Resistance of building materials | PROJECT No. 15629 | DATE 11.02.2016 | PAGE Page 4 of 7

Attachment 5 — Page 5 of 7

TABLE A-21 (Sections A9.2 and A9.4.2)
Effective Insulation/Framing Layer R-Values for Wall Insulation Installed Between Steel Framing

Nominal Depth of Cavity (in.)	Actual Depth of Cavity (in.)	Rated R-Value of Airspace or Insulation	Effective Framing/Cavity R-Value at 16 in. on center	Effective Framing/Cavity at 24 in. on center
Empty cavity, no insulation				
4	3.5	R-0.91	0.79	0.91
Insulated Cavity				
4	3.5	R-11	5.5	6.6
4	3.5	R-13	6.0	7.2
4	3.5	R-15	6.4	7.8
6	6.0	R-19	7.1	8.6
6	6.0	R-21	7.4	9.0
8	8.0	R-25	7.8	9.6

R-Value	Condition
0.17	All exterior surfaces
0.46	All semi-exterior surfaces
0.61	Interior horizontal surfaces, heat flow up
0.92	Interior horizontal surfaces, heat flow down
0.68	Interior vertical surfaces

Exterior surfaces are areas exposed to the wind. Semi-exterior surfaces are protected surfaces that face attics, crawl spaces, and parking garages with natural or mechanical ventilation. Interior surfaces are surfaces within enclosed spaces.

The R-value for cavity airspaces shall be taken from Table A-23 based on the emissivity of the cavity from Table A-22. No credit shall be given for airspaces in cavities that contain any insulation or are less than 0.5 in. The values for 3.5 in. cavities shall be used for cavities of that width and greater.

A9.4.2 Insulation R-values: Insulation R-values shall be determined as follows:

a. For insulation that is not compressed, the *rated R-value of insulation* shall be used.

b. For calculation purposes, the effective R-value for insulation that is uniformly compressed in confined cavities shall be taken from Table A-24.

c. For calculation purposes, the effective R-value for insulation installed in cavities in attic roofs with steel joists shall be taken from Table A-20.

d. For calculation purposes, the effective R-value for insulation installed in cavities in steel-framed walls shall be taken from Table A-21.

A9.4.3 Building Material Thermal Properties: R-values for *building materials* shall be taken from Table A-25. Concrete block R-values shall be calculated using the isothermal planes method or a two-dimensional calculation program, thermal conductivities from Table A-26, and dimensions from ASTM C90. The parallel path calculation method is not acceptable.

Exception to A9.4.3: R-values for *building materials* or thermal conductivities determined from testing in accordance with A9.3

A9.4.4 Building Material Heat Capacities: The *heat capacity* of assemblies shall be calculated using published values for the unit weight and specific heat of all building material components that make up the assembly.

Figure extracted from ANSI/ASHRAE/IESNA STANDARD 90.1-

Attachment 5

PROJECT: Energy Code Compliance Analysis, 130 Williams Street, New York, NY, 11201 | TITLE: Resistance of building materials | PROJECT No. 15629 | DATE 11.02.2016 | PAGE Page 5 of 7

Attachment 5 — Page 6 of 7

Table 6 U-Factors of Doors in Btu/h·ft²·°F

Door Type	No Glazing	Single Glazing	Double Glazing with 1/2 in. Air Space	Double Glazing with e = 0.10, 1/2 in. Argon
SWINGING DOORS (Rough Opening—38 in. × 82 in.)				
Slab Doors				
Wood slab in wood frame[a]	0.46			
6% glazing (22 in. × 8 in. lite)	—	0.48	0.46	0.44
25% glazing (22 in. × 36 in. lite)	—	0.58	0.46	0.42
45% glazing (22 in. × 64 in. lite)	—	0.69	0.46	0.39
More than 50% glazing		Use Table 4 (operable)		
Insulated steel slab with wood edge in wood frame[a]	0.16			
6% glazing (22 in. × 8 in. lite)	—	0.21	0.19	0.18
25% glazing (22 in. × 36 in. lite)	—	0.39	0.26	0.23
45% glazing (22 in. × 64 in. lite)	—	0.58	0.35	0.26
More than 50% glazing		Use Table 4 (operable)		
Foam insulated steel slab with metal edge in steel frame[b]	0.37			
6% glazing (22 in. × 8 in. lite)	—	0.44	0.41	0.39
25% glazing (22 in. × 36 in. lite)	—	0.55	0.48	0.44
45% glazing (22 in. × 64 in. lite)	—	0.71	0.56	0.48
More than 50% glazing		Use Table 4 (operable)		
Cardboard honeycomb slab with metal edge in steel frame	0.61			
Stile- and -Rail Doors				
Sliding glass doors/French doors		Use Table 4 (operable)		
Site-Assembled Stile- and -Rail Doors				
Aluminum in aluminum frame	—	1.32	0.93	0.79
Aluminum in aluminum frame with thermal break	—	1.13	0.74	0.63
REVOLVING DOORS (Rough Opening—82 in. × 84 in.)				
Aluminum in aluminum frame				
Open	—	1.32	—	—
Closed	—	0.65	—	—
SECTIONAL OVERHEAD DOORS (Nominal—10 ft × 10 ft)				
Uninsulated steel (nominal U = 1.15)	1.15	—	—	—
Insulated steel (nominal U = 0.11)	0.24	—	—	—
Insulated steel with thermal break (nominal U = 0.08)	0.13	—	—	—

[a] Thermally broken sill (add 0.03 Btu/h·ft²·°F for non-thermally broken sill)
[b] Non-thermally broken sill
[c] Nominal U-factors are through the center of the insulated panel before consideration of thermal bridges around the edges of the door sections and due to the frame.

Attachment 5

PROJECT: Energy Code Compliance Analysis, 130 Williams Street, New York, NY, 11201 | TITLE: Resistance of building materials | PROJECT No. 15629 | DATE 11.02.2016 | PAGE Page 6 of 7

Attachment 5 — Page 7 of 7

ROXUL CavityRock — Technical Data Sheet — Board Insulation 07210, Board Insulation 07 21 13, Cavity Wall Unit Masonry 04 27 23

ROXUL CAVITYROCK® — Cavity Wall and Rainscreen Insulation

Product Description & Application

ROXUL CAVITYROCK® is a semi-rigid, mineral wool insulation board designed for exterior cavity wall and rainscreen applications.

	Performance	Test Standard
Compliance	Mineral Fiber Block and Board Thermal Insulation - Type IVB Compliant; Mineral Fiber Thermal Insulation for Buildings, Type 1 Compliant; MEA Approval, New York City Approval	ASTM C612; CAN/ULC S702; 236 - 05 - M
Reaction to Fire	Flame spread index = 0 ; Smoke developed index = 0; Flame spread index = 0 ; Smoke developed index = 0; Determination of Non Combustibility of Building Materials - Non Combustible; Behaviour of materials at 750°C - Non Combustible	ASTM E84 (UL 723); CAN/ULC S102; CAN/ULC S114; ASTM E136
Density (thickness ≤ 2")	Monolithic Density of 4.4 lbs/ft³ (70 kgs/m³)	ASTM C303
Density (thickness ≥ 2.5")	Dual Density - 6.2 lbs/ft³ (100 kgs/m³) outer layer and 4.1 lbs/ft³ (65 kgs/m³) inner layer	ASTM C303
Corrosion Resistance	Stress Corrosion Cracking Tendency of Austenitic Stainless Steel - Passed; Corrosion of Steel - Passed	ASTM C795; ASTM C665
Thermal Resistance (thickness ≤ 2")	R-Value / inch @ 75°F 4.2 hr.ft2.F/Btu; RSI value / 25.4mm @ 24°C 0.74 m2K/W	ASTM C518 (C177)
Thermal Resistance (thickness ≥ 2.5")	R-Value / inch @ 75°F 4.3 hr.ft2.F/Btu; RSI value / 25.4mm @ 24°C 0.76 m2K/W	ASTM C518 (C177)
Reaction to Moisture	Moisture Sorption - 0.07%; Water Vapor Transmission, Desiccant Method - 1555ng/Pa.s.m2 (27 perm); Determination of Fungi Resistance - Passed	ASTM C1104; ASTM E96; ASTM C1338
Thickness Dimensions	1" (25.4mm) to 6" (152.4mm) offerings; 24"x48" (610mm x 1219mm) and 16"x48" (406mm x 1219mm)	

Acoustical Performance (ASTM C423)

Thickness	125 Hz	250 Hz	500 Hz	1000 Hz	2000Hz	4000 Hz	NRC
1.5"	1.19	0.55	1.03	1.06	1.02	1.01	0.9
2"	0.26	0.71	1.14	1.09	1.04	1.03	1
3"	0.72	0.93	0.88	0.84	0.9	0.97	0.9

Issued 04-01-16, Supersedes 12-16-15

NOTE: "Mast Format 1995 Edition "Master Format 2004 Edition. As ROXUL Inc has no control over installation design and workmanship, accessory materials or application conditions, ROXUL Inc. does not warranty the performance or results of any installation containing ROXUL Inc's products. ROXUL Inc's overall liability and the remedies available are limited by the general terms and conditions of sale. This warranty is in lieu of all other warranties and conditions expressed or implied, including the warranties of merchantability and fitness for a particular purpose.

Figure extracted from manufactuer's data sheet.

Attachment 5

PROJECT: Energy Code Compliance Analysis, 130 Williams Street, New York, NY, 11201 | TITLE: Resistance of building materials | PROJECT No. 15629 | DATE 11.02.2016 | PAGE Page 7 of 7

TABLE A3.1A Assembly U-Factors for Above-Grade Concrete Walls and Masonry Walls (continued)

Framing Type and Depth	Rated R-Value of Insulation Alone	Assembly U-Factors for 8 in. Normal Weight 145 lb/ft³ Solid Concrete Walls	Assembly U-Factors for 8 in. Medium Weight 115 lb/ft³ Concrete Block Walls: Solid Grouted	Assembly U-Factors for 8 in. Medium Weight 115 lb/ft³ Concrete Block Walls: Partially Grouted (Cores Uninsulated Except Where Specified)
No Framing	R-0	U-0.740	U-0.580	U-0.480
No Framing	Ungrouted Cores Filled with Loose-Fill Insulation	N/A	N/A	U-0.350
1.5 in.	R-7.5	U-0.138	U-0.131	U-0.125
1.5 in.	R-8.4	U-0.129	U-0.123	U-0.118
2.0 in.	R-7.6	U-0.129	U-0.123	U-0.118
2.0 in.	R-10.0	U-0.110	U-0.106	U-0.102
2.0 in.	R-11.2	U-0.103	U-0.099	U-0.096
2.5 in.	R-9.5	U-0.109	U-0.104	U-0.101
2.5 in.	R-12.5	U-0.092	U-0.089	U-0.086
2.5 in.	R-14.0	U-0.086	U-0.083	U-0.080
3.0 in.	R-11.4	U-0.094	U-0.090	U-0.088
3.0 in.	R-15.0	U-0.078	U-0.076	U-0.074
3.0 in.	R-16.8	U-0.073	U-0.071	U-0.069
3.5 in.	R-13.3	U-0.082	U-0.080	U-0.077
3.5 in.	R-17.5	U-0.069	U-0.067	U-0.065
3.5 in.	R-19.6	U-0.064	U-0.062	U-0.061
4.0 in.	R-15.2	U-0.073	U-0.071	U-0.070
4.0 in.	R-20.0	U-0.061	U-0.060	U-0.058
4.0 in.	R-22.4	U-0.057	U-0.056	U-0.054
1 in. Metal Clips at 24 in. on Center Horizontally and 16 in. Vertically (*continued*)				
5.0 in.	R-28.0	U-0.046	U-0.046	U-0.045
6.0 in.	R-33.6	U-0.039	U-0.039	U-0.038
7.0 in.	R-39.2	U-0.034	U-0.034	U-0.033
8.0 in.	R-44.8	U-0.030	U-0.030	U-0.029
9.0 in.	R-50.4	U-0.027	U-0.027	U-0.026
10.0 in.	R-56.0	U-0.024	U-0.024	U-0.024
11.0 in.	R-61.6	U-0.022	U-0.022	U-0.022
Continuous Insulation Uninterrupted by Framing				
No framing	R-1.0	U-0.425	U-0.367	U-0.324
No framing	R-2.0	U-0.298	U-0.269	U-0.245
No framing	R-3.0	U-0.230	U-0.212	U-0.197
No framing	R-4.0	U-0.187	U-0.175	U-0.164
No framing	R-5.0	U-0.157	U-0.149	U-0.141
No framing	R-6.0	U-0.136	U-0.129	U-0.124
No framing	R-7.0	U-0.120	U-0.115	U-0.110
No framing	R-8.0	U-0.107	U-0.103	U-0.099
No framing	R-9.0	U-0.097	U-0.093	U-0.090
No framing	R-10.0	U-0.088	U-0.085	U-0.083
No framing	R-11.0	U-0.081	U-0.079	U-0.076
No framing	R-12.0	U-0.075	U-0.073	U-0.071
No framing	R-13.0	U-0.070	U-0.068	U-0.066
No framing	R-14.0	U-0.065	U-0.064	U-0.062
No framing	R-15.0	U-0.061	U-0.060	U-0.059
No framing	R-16.0	U-0.058	U-0.056	U-0.055
No framing	R-17.0	U-0.054	U-0.053	U-0.052

TABLE A3.1A Assembly U-Factors for Above-Grade Concrete Walls and Masonry Walls (continued)

Framing Type and Depth	Rated R-Value of Insulation Alone	Assembly U-Factors for 8 in. Normal Weight 145 lb/ft³ Solid Concrete Walls	Assembly U-Factors for 8 in. Medium Weight 115 lb/ft³ Concrete Block Walls: Solid Grouted	Assembly U-Factors for 8 in. Medium Weight 115 lb/ft³ Concrete Block Walls: Partially Grouted (Cores Uninsulated Except Where Specified)
No Framing	R-0	U-0.740	U-0.580	U-0.480
No Framing	Ungrouted Cores Filled with Loose-Fill Insulation	N/A	N/A	U-0.350
No framing	R-18.0	U-0.052	U-0.051	U-0.050
No framing	R-19.0	U-0.049	U-0.048	U-0.047
No framing	R-20.0	U-0.047	U-0.046	U-0.045
No framing	R-21.0	U-0.045	U-0.044	U-0.043
No framing	R-22.0	U-0.043	U-0.042	U-0.042
No framing	R-23.0	U-0.041	U-0.040	U-0.040
No framing	R-24.0	U-0.039	U-0.039	U-0.038
No framing	R-25.0	U-0.038	U-0.037	U-0.037
No framing	R-30.0	U-0.032	U-0.032	U-0.031
No framing	R-35.0	U-0.028	U-0.027	U-0.027
No framing	R-40.0	U-0.024	U-0.024	U-0.024
No framing	R-45.0	U-0.022	U-0.021	U-0.021
No framing	R-50.0	U-0.019	U-0.019	U-0.019
No framing	R-55.0	U-0.018	U-0.018	U-0.018
No framing	R-60.0	U-0.016	U-0.016	U-0.016

TABLE A3.1B Assembly U-Factors, C-Factors, R_u, R_c, and *HC* for Concrete

Density, lb/ft³	Properties	3	4	5	6	7	8	9	10	11	12
20	U-factor	0.22	0.17	0.14	0.12	0.10	0.09	0.08	0.07	0.07	0.06
	C-factor	0.27	0.20	0.16	0.13	0.11	0.10	0.09	0.08	0.07	0.07
	R_u	4.60	5.85	7.10	8.35	9.60	10.85	12.10	13.35	14.60	15.85
	R_c	3.75	5.00	6.25	7.50	8.75	10.00	11.25	12.50	13.75	15.00
	HC	1.0	1.3	1.7	2.0	2.3	2.7	3.0	3.3	3.7	4.0
30	U-factor	0.28	0.22	0.19	0.16	0.14	0.12	0.11	0.10	0.09	0.09
	C-factor	0.37	0.28	0.22	0.18	0.16	0.14	0.12	0.11	0.10	0.09
	R_u	3.58	4.49	5.40	6.30	7.21	8.12	9.03	9.94	10.85	11.76
	R_c	2.73	3.64	4.55	5.45	6.36	7.27	8.18	9.09	10.00	10.91
	HC	1.5	2.0	2.5	3.0	3.5	4.0	4.5	5.0	5.5	6.0
40	U-factor	0.33	0.27	0.23	0.19	0.17	0.15	0.14	0.13	0.11	0.11
	C-factor	0.47	0.35	0.28	0.23	0.20	0.18	0.16	0.14	0.13	0.12
	R_u	2.99	3.71	4.42	5.14	5.85	6.56	7.28	7.99	8.71	9.42
	R_c	2.14	2.86	3.57	4.29	5.00	5.71	6.43	7.14	7.86	8.57
	HC	2.0	2.7	3.3	4.0	4.7	5.3	6.0	6.7	7.3	8.0
50	U-factor	0.38	0.31	0.26	0.23	0.20	0.18	0.16	0.15	0.14	0.13
	C-factor	0.57	0.43	0.34	0.28	0.24	0.21	0.19	0.17	0.15	0.14
	R_u	2.61	3.20	3.79	4.38	4.97	5.56	6.14	6.73	7.32	7.91
	R_c	1.76	2.35	2.94	3.53	4.12	4.71	5.29	5.88	6.47	7.06
	HC	2.5	3.3	4.2	5.0	5.8	6.7	7.5	8.3	9.2	10.0
85	U-factor	0.65	0.56	0.50	0.44	0.40	0.37	0.34	0.31	0.29	0.27
	C-factor	1.43	1.08	0.86	0.71	0.61	0.54	0.48	0.43	0.39	0.36
	R_u	1.55	1.78	2.01	2.25	2.48	2.71	2.94	3.18	3.41	3.64
	R_c	0.70	0.93	1.16	1.40	1.63	1.86	2.09	2.33	2.56	2.79
	HC	4.3	5.7	7.1	8.5	9.9	11.3	12.8	14.2	15.6	17.0

Thickness columns 3–12 are in inches.

TABLE A9.2B Effective Insulation/Framing Layer R-Values for Wall Insulation Installed Between Steel Framing

Nominal Depth of Cavity, in.	Actual Depth of Cavity, in.	Rated R-Value of Airspace or Insulation	Effective Framing/Cavity R-Value at 16 in. on Center	Effective Framing/Cavity R-Value at 24 in. on Center
Empty Cavity, No Insulation				
4	3.5	R-0.91	0.79	0.91
Insulated Cavity				
4	3.5	R-11	5.5	6.6
4	3.5	R-13	6.0	7.2
4	3.5	R-15	6.4	7.8
6	6.0	R-19	7.1	8.6
6	6.0	R-21	7.4	9.0
8	8.0	R-25	7.8	9.6

NOTES:

Number:	Date:	Revision:
2	10/30/2017	ISSUED TO DOB
1	01/06/2017	DOB RE-SUBMISSION

Project:
130 WILLIAM STREET
130 WILLIAM STREET
NEW YORK, NY 10038

Client:
THE LIGHTSTONE GROUP
130 WILLIAM STREET PROPERTY OWNER LLC
460 PARK AVE, 13TH FLOOR
NEW YORK, NY 10022
(212) 616-9971

Architect:
HILL | WEST ARCHITECTS
11 BROADWAY
17TH FLOOR
NEW YORK, NY 10004
T. 212 213 8007

Creative Director
Adjaye Associates
415 Broadway, 3rd Fl.
New York, NY 10013
(212) 965-8477

Building Structures:
McNamara Salvia
62 West 45th Street, 11th Fl.
New York, NY 10036
(212) 246-9800

MEP Engineer:
Ventrop ECG, LLC
365 W 34th Street, 3rd Fl.
New York, NY 10001
(212) 244-5060

Exterior Facade Consultant:
Gilsanz Murray Steficek, LLP
129 West 27th Street, 5th Fl.
New York, NY 10001
(212) 254-0030

Landscape Architect:
Weintraub Diaz, LLC
19 New Street
Nyack, NY 10960
(845) 353-2500

Civil Engineer & Acoustic Consultant:
AKRF Engineering PC
440 Park Avenue South, 7th Fl.
New York, NY 10016
(646) 388-9829

IT & Security Consultant:
Anj Communications
133 Sunny Ridge Road
Harrison, New York 10528
(914) 967-1967

Pool Consultant:
Integrated Aquatics Engineering, Inc.
75 Shewell Ave
Doylestown, PA 18901
(215) 230-8623

Elevator Consultant:
Jenkins and Huntington
1251 Avenue of the Americas
New York, NY 10020
(212)-696-1818

DOB STAMPS & SIGNATURES:

Clara Gomez — NYC Buildings — APPROVED — Under Directive 2 of 1975 — Date: 11/06/2017 — NYC Development Hub

DWG TITLE:
ENERGY COMPLIANCE
INSULATING MATERIALS
NB#121192903

SEAL & SIGNATURE: REGISTERED ARCHITECT — DAVID CHARLES WEST — No. 020801 — STATE OF NEW YORK

DATE: 10/30/2017
PROJECT #: 14A26
SCALE: NTS
DWG NO. EN-018.00

J:\14A25 130 Williams Street\1_Drawing Sets\110_Submissions

DEPT OF BLDGS 121192903 Job Number
ES082016346 Scan Code

KEY OF SYMBOLS AND ABBREVIATIONS

NOTE: THE KEY OF SYMBOLS INDICATED IS FOR CONVENIENCE ONLY AND ITEMS INDICATED ARE NOT NECESSARILY WITHIN THE SCOPE OF THE WORK.

GATE VALVE
GLOBE VALVE
BALL VALVE
CHECK VALVE
RELIEF OR SAFETY VALVE
3-WAY AUTOMATIC CONTROL VALVE
2-WAY AUTOMATIC CONTROL VALVE
PRESSURE REDUCING VALVE
STRAINER WITH BLOW-OFF VALVE
BUTTERFLY VALVE HAND OPERATED
BUTTERFLY VALVE MOTOR OPERATED
TWO BUTTERFLY VALVES W/COMMON MOTOR OPERATOR
PLUG VALVE
SOLENOID VALVE
FLOW METER
TRAP, STEAM
PUMP
PUMP SUCTION DIFFUSER
TRAP, BUCKET
DRIP RIG OR TRAP RIG
FLOW SWITCH
AIR VENT AUTOMATIC
AIR VENT MANUAL
AIR SEPARATOR
PRESSURE GAGE W/ GAGE COCK
THERMOMETER
TEMPERATURE TRANSMITTER
BALL JOINT

FLEXIBLE CONNECTOR
FLANGED CONNECTION
UNION FITTING
PIPE GUIDE
PIPE ANCHOR
VALVED CAPPED OUTLET
E.J. — EXPANSION JOINT
REDUCER
PIPE UP
PIPE DN
PIPE BOTTOM CONNECTION
PIPE TOP CONNECTION
PIPE STUB UP
FLOW DIRECTION
PIPE PITCH UP OR DOWN
E.L. — EXPANSION LOOP

CWS	CONDENSER WATER SUPPLY
CWR	CONDENSER WATER RETURN
SCWS	SECONDARY CONDENSER WATER SUPPLY
SCWR	SECONDARY CONDENSER WATER RETURN
CW	CITY WATER
D	DRAIN LINE
DW	DOMESTIC WATER
HWS	HOT WATER SUPPLY
HWR	HOT WATER RETURN
PD	PUMP DISCHARGE
RL	REFRIGERANT LIQUID LINE
RS	REFRIGERANT SUCTION LINE
V	VENT OR RELIEF LINE

NEW WORK
AIR RISER
WATER SUPPLY RISER
WATER RETURN RISER
CONDENSATE DRAIN RISER
SQUARE INCHES
SQUARE FEET
EMERGENCY SWITCH
HUMIDISTAT
THERMOSTAT
SWITCH
DUCT MOUNTED SMOKE DETECTOR

PS — PRESSURE SENSOR
TS — TEMPERATURE SENSOR
UNDER-CUT DOOR
LOUVERED DOOR
SEE DETAIL NO. 1 ON DRAWING M-101
SEE SECTION NO. 1 ON DRAWING M-101

UH — UNIT HEATER
AXIAL FLOW FAN
PROPELLER FAN
CENTRIFUGAL FAN
ROOF VENTILATOR INTAKE
ROOF VENTILATOR EXHAUST
CEILING DIFFUSER
RETURN GRILLE
TOP REGISTER
RETURN/EXHAUST AIR
SUPPLY AIR
(200) AIR QUANTITY (200 CFM)

36x12 — DUCT SIZE IN INCHES (FIRST FIGURE IS SIDE SHOWN)
36x12 — DUCT WITH ACOUSTICAL LINING (SIZE INDICATES CLEAR AREA INSIDE)
DUCT IN FIRE RATED ENCLOSURE
FLEXIBLE CONNECTION
FLEXIBLE DUCT
SQUARE VANED ELBOW
RADIUS ELBOW
SUPPLY AIR DUCT
RETURN/EXHAUST AIR DUCT
VD — VOLUME DAMPER
FLD — FUSIBLE LINK FIRE DAMPER W/ACCESS DOOR
F/SM — FIRE SMOKE DAMPER W/FUSIBLE LINK & ACCESS DOOR
ALD — AUTOMATIC LOUVERED DAMPER
TRANSFER OPENING ABOVE HUNG CEILING
TRANSFER DUCT ABOVE HUNG CEILING WITH ACOUSTICAL LINING (SEE DETAILS 115 & 115A)

AC	AIR CONDITIONING
ACU	AIR CONDITIONING UNIT
AD	ACCESS DOOR
AFF	ABOVE FINISHED FLOOR
AHU	AIR HANDLING UNIT
AL	ACOUSTICAL LINING
ALD	AUTOMATIC LOUVERED DAMPER
ALWS	ALUMINUM LOUVER AND ALUMINUM WIRE MESH SCREEN
AP	ACCESS PANEL
BF	BLIND FLANGE
BG	BOTTOM GRILLE
BHP	BREAK HORSEPOWER
BI	BLACK IRON
BO	BLANK OFF
BR	BOTTOM REGISTER
BTU	BRITISH THERMAL UNIT
CC	COOLING COIL
CD	CEILING DIFFUSER
CFM	CUBIC FEET PER MINUTE
CG	CEILING GRILLE
CH	CABINET UNIT HEATER
CO	CAPPED OUTLET
COD	CLEAN OUT DOOR
CR	CEILING REGISTER
CV	CONSTANT VOLUME BOX
D	DRAIN LINE
DN	DOWN
EAT	ENTERING AIR TEMPERATURE
EE	ELEVATOR EXHAUST
EF	EXHAUST FAN
EWT	ENTERING WATER TEMPERATURE
F	FILTER
FA	FACE AREA
FC	FLEXIBLE CONNECTION
FD	FLOOR DRAIN
FLD	FUSIBLE LINK FIRE DAMPER W/ACCESS DOOR
FLT	FLUSH TANK
F/SM-HS	FIRE/SMOKE DAMPER (RESETTABLE TYPE) W/HEAT SENSOR & ACCESS DOOR
F/SM	FIRE/SMOKE DAMPER W/FUSIBLE LINK AND ACCESS DOOR
FTR	FIN-TUBE RADIATION
GC	GENERAL CONTRACTOR
GE	GENERAL EXHAUST
GI	GALVANIZED IRON
GP	GLYCOL PUMP
GPM	GALLONS PER MINUTE
HC	HEATING COIL
HP	HORSEPOWER
H&V	HEATING & VENTILATION UNIT
IB	INTERNAL DUCT BOOT
KW	KILOWATT
LAT	LEAVING AIR TEMPERATURE
LD	LINEAR DIFFUSER
LF	LINEAR FEET
LWT	LEAVING WATER TEMPERATURE
MBH	1000 BTU PER HOUR
MCC	MOTOR CONTROL CENTER
MER	MECHANICAL EQUIPMENT ROOM
N.C.	NORMALY CLOSED
NFA	NET FREE AREA
NIC	NOT IN CONTRACT
N.O.	NORMALY OPEN
OA	OUTSIDE AIR
OAI	OUTSIDE AIR INTAKE
OV	OUTLET VELOCITY
PH	PRE-HEAT COIL
PIM	PRESSURE INDEPENDENT MODULE
PO	PLUGGED OUTLET
PRV	PRESSURE REDUCING VALVE
RA	RETURN AIR
RF	RETURN FAN
RG	RETURN GRILLE
RHC	RE-HEAT COIL
SB	SECURITY BARS
SD	SMOKE DETECTOR
SE	SMOKE EXHAUST
SG	SECURITY GRILLE
SM	SMOKE DAMPER W/ACCESS DOOR
SPD	SPLITTER DAMPER
S.PR	STAIR PRESSURIZATION
SQ	SQUARE
SQ. FT	SQUARE FEET
SSO	SAFETY SHUT-OFF VALVE
ST	SOUND TRAP
TF	TRANSFER FAN
TC	TOP CONNECTION
TG	TOP GRILLE
TSH	TOE SPACE HEATER
TR	TOP REGISTER
TR GR	TRANSFER GRILLE
UL	UNDERWRITER'S LABORATORY
UH	UNIT HEATER
U.O.N	UNLESS OTHERWISE NOTED
VAV	VARIABLE AIR VOLUME
VD	VOLUME DAMPER
VFD	VARIABLE FREQUENCY DRIVE
WCU	WATER CHILLING UNIT
WMS	WIRE MESH SCREEN
WU	WINDOW UNIT

MECHANICAL DRAWINGS LIST

	DRAWING No.	DRAWING TITLE	SCALE
1	M-001.00	MECHANICAL SYMBOL, NOTES & DRAWINGS LIST	N.T.S.
2	M-101.00	PARTIAL CELLAR FLOOR MECHANICAL PLAN	1/4"=1'-0"
3	M-102.00	PARTIAL CELLAR FLOOR MECHANICAL PLAN	1/4"=1'-0"
4	M-103.00	1ST FLOOR MECHANICAL PLAN	1/4"=1'-0"
5	M-104.00	2ND FLOOR MECHANICAL PLAN	1/4"=1'-0"
6	M-105.00	2ND FLOOR MEZZANINE MECHANICAL PLAN	1/4"=1'-0"
7	M-106.00	3RD FLOOR MECHANICAL PLAN	1/4"=1'-0"
8	M-107.00	4TH FLOOR MECHANICAL PLAN	1/4"=1'-0"
9	M-108.00	5TH FLOORS MECHANICAL PLAN	1/4"=1'-0"
10	M-109.00	6TH FLOOR MECHANICAL PLAN	1/4"=1'-0"
11	M-110.00	7TH FLOOR MECHANICAL PLAN	1/4"=1'-0"
12	M-111.00	8TH FLOOR MECHANICAL PLAN	1/4"=1'-0"
13	M-112.00	9TH FLOOR MECHANICAL PLAN	1/4"=1'-0"
14	M-113.00	10TH FLOOR MECHANICAL PLAN	1/4"=1'-0"
15	M-114.00	11TH MECHANICAL FLOOR PLAN	1/4"=1'-0"
16	M-115.00	12TH FLOOR MECHANICAL PLAN	1/4"=1'-0"
17	M-116.00	13TH FLOOR MECHANICAL PLAN	1/4"=1'-0"
18	M-117.00	14TH FLOOR MECHANICAL PLAN	1/4"=1'-0"
19	M-118.00	15TH FLOOR MECHANICAL PLAN	1/4"=1'-0"
20	M-119.00	16TH FLOOR MECHANICAL PLAN	1/4"=1'-0"
21	M-120.00	17TH FLOOR MECHANICAL PLAN	1/4"=1'-0"
22	M-121.00	18TH FLOOR MECHANICAL PLAN	1/4"=1'-0"
23	M-122.00	TYPICAL 19TH THRU 25TH FLOOR MECHANICAL PLAN	1/4"=1'-0"
24	M-123.00	26TH FLOOR MECHANICAL PLAN	1/4"=1'-0"
25	M-124.00	27TH FLOOR MECHANICAL PLAN	1/4"=1'-0"
26	M-125.00	27TH FLOOR MEZZANINE MECHANICAL PLAN	1/4"=1'-0"
27	M-126.00	28TH FLOOR MECHANICAL PLAN	1/4"=1'-0"
28	M-127.00	TYPICAL 29TH THRU 36TH FLOOR MECHANICAL PLAN	1/4"=1'-0"
29	M-128.00	37TH FLOOR MECHANICAL PLAN	1/4"=1'-0"
30	M-129.00	38TH FLOOR MECHANICAL PLAN	1/4"=1'-0"
31	M-130.00	39TH FLOOR MECHANICAL PLAN	1/4"=1'-0"
32	M-131.00	40TH FLOOR MECHANICAL PLAN	1/4"=1'-0"
33	M-132.00	41ST FLOOR MECHANICAL PLAN	1/4"=1'-0"
34	M-133.00	42ND FLOOR MECHANICAL PLAN	1/4"=1'-0"
35	M-134.00	43RD FLOOR MECHANICAL PLAN	1/4"=1'-0"
36	M-135.00	44TH FLOOR MECHANICAL PLAN	1/4"=1'-0"
37	M-136.00	TYPICAL 45TH AND 47TH FLOOR MECHANICAL PLANS	1/4"=1'-0"
38	M-137.00	TYPICAL 46TH AND 48TH FLOOR MECHANICAL PLANS	1/4"=1'-0"
39	M-138.00	49TH FLOOR MECHANICAL PLANS	1/4"=1'-0"
40	M-139.00	50TH FLOOR MECHANICAL PLAN	1/4"=1'-0"
41	M-140.00	TYPICAL 51ST THRU 55TH FLOOR MECHANICAL PLAN	1/4"=1'-0"
42	M-141.00	56TH FLOOR MECHANICAL PLAN	1/4"=1'-0"
43	M-142.00	TYPICAL 57TH THRU 58TH FLOOR MECHANICAL PLAN	1/4"=1'-0"
44	M-143.00	59TH FLOOR MECHANICAL PLAN	1/4"=1'-0"
45	M-144.00	60TH FLOOR MECHANICAL PLAN	1/4"=1'-0"
46	M-145.00	61ST FLOOR/ROOF MECHANICAL PLAN (MER)	1/4"=1'-0"
47	M-146.00	PT1 MECHANICAL PLAN	1/4"=1'-0"
48	M-147.00	ROOF EMR BULKHEAD MECHANICAL PLAN	1/4"=1'-0"
49	M-201.00	27TH FLOOR MECHANICAL PIPING PLAN	1/4"=1'-0"
50	M-202.00	27TH FLOOR MEZZANINE MECHANICAL PIPING PLAN	1/4"=1'-0"
51	M-301.00	WATER RISER DIAGRAM	N.T.S.
52	M-302.00	WATER RISER DIAGRAM	N.T.S.
53	M-303.00	WATER RISER DIAGRAM	N.T.S.
54	M-304.00	AIR RISER DIAGRAM	N.T.S.
55	M-305.00	AIR RISER DIAGRAM	N.T.S.
56	M-306.00	AIR RISER DIAGRAM	N.T.S.
57	M-307.00	AIR RISER DIAGRAM	N.T.S.
58	M-308.00	AIR RISER DIAGRAM	N.T.S.
59	M-309.00	AIR RISER DIAGRAM	N.T.S.
60	M-400.00	MECHANICAL SCHEDULES SHEET No. 1	N.T.S.
61	M-401.00	MECHANICAL SCHEDULES SHEET No. 2	N.T.S.
62	M-500.00	MECHANICAL DETAILS SHEET No. 1	N.T.S.
63	M-501.00	MECHANICAL DETAILS SHEET No. 2	N.T.S.
64	M-502.00	MECHANICAL DETAILS SHEET No. 3	N.T.S.
65	M-503.00	MECHANICAL DETAILS SHEET No. 4	N.T.S.
66	M-504.00	MECHANICAL DETAILS SHEET No. 5	N.T.S.
67	M-505.00	MECHANICAL DETAILS SHEET No. 6	N.T.S.

GENERAL NOTES:

1. CONTRACTOR TO RUN DUCTWORK AND PRESSURE PIPING UP AND DOWN TO COORDINATE WITH OTHER TRADES AND ARCHITECT'S CEILING REQUIREMENTS. ALL GRAVITY PIPING (DRAIN PIPING) TO PITCH DOWN IN DIRECTION OF FLOW.
2. ALL FLOOR MOUNTED EQUIPMENT TO BE MOUNTED ON MINIMUM 4" HOUSEKEEPING PADS TO BE PROVIDED BY GC.
3. PROVIDE FLD'S AT ALL DUCTS WHICH PENETRATE 2-HOUR RATED WALLS OR PENETRATE SLABS ABOVE, WHETHER SHOWN HERE OR NOT, EXCEPT: PROVIDE F/SM (HS) AT ALL DUCTS WHICH PENETRATE 2-HOUR WALLS OR SLABS ABOVE AND FORM PART OF THE SMOKE CONTROL SYSTEM. ALSO PROVIDE SM'S AS REQUIRED FOR FUNCTIONING OF SMOKE CONTROL SYSTEM. ALL DAMPERS SHALL BE CONTROLLED AND MONITORED FROM THE BMS SYSTEM IN NORMAL OPERATION, WITH AUTOMATIC OVERRIDE FROM THE FIRE ALARM SYSTEM WHEN IN ALARM MODE. ALL DAMPERS SHALL GIVE INDICATION BOTH AT THE BMS AND AT THE FAS.
4. FOR EXACT LOCATIONS OF ALL VISIBLE ELEMENTS, INCLUDING GRILLES, DIFFUSERS, THERMOSTATS, ETC, REFER TO ARCHITECTURAL DOCUMENTS.
5. REFER TO SPECIFICATIONS FOR ADDITIONAL INFORMATION.

BUILDING CODE NOTES:

1. THE MECHANICAL APPLIANCES, EQUIPMENT AND SYSTEMS SHALL BE CONSTRUCTED, INSTALLED AND MAINTAINED IN ACCORDANCE WITH THE 2014 NEW YORK CITY MECHANICAL CODE AND THE NEW YORK CITY FUEL GAS CODE PER BC2801.1
2. SPECIAL INSPECTIONS SHALL BE PERFORMED IN ACCORDANCE WITH THE 2014 NYC MECHANICAL CODE PER SECTION MC 107 INSPECTIONS AND TESTING, AND CHAPTER 17 OF THE NYC BUILDING CODE.

TABLE 6.8.2B MINIMUM DUCT INSULATION R-VALUE
COMBINED HEATING AND COOLING SUPPLY DUCTS AND RETURNS

CLIMATE ZONE	R-VALUE
4	R-6

TABLE 503.2.8
MINIMUM PIPE INSULATION[a,b] (thickness in inches)

FLUID	NOMINAL PIPE DIAMETER 1" TO 1.5"	1.5" TO 4"	4" TO 8"
	INSULATION THICKNESS (IN)		
CONDENSER WATER	1	1.5	1.5
CONDENSATE DRAIN	1	1.5	1.5
HOT WATER	1 1/2	2	2
REFRIGERANT	1 1/2		

SPECIFIC NOTES

1. THE DUCT SYSTEMS AND ALL COMPONENTS THERETO COMPLY WITH SEC. RS 13.
   A. KITCHEN EXHAUST DUCTS COMPLY WITH (RS 13-3)(RS 13-2)
   B. SEE DETAIL SHEETS FOR SPECIFIC DETAILS.
2. THE FUEL BURNING SYSTEMS COMPLY WITH ARTICLE 14.
   A. CHIMNEYS COMPLY WITH ARTICLE 15.
3. REFRIGERATION (AIR CONDITIONING) SYSTEMS COMPLY WITH RS 13-6.
4. LIGHT, HEAT, VENTILATION AND NOISE CONTROL COMPLY WITH ARTICLE 12.
5. ALL EQUIPMENT MEETS ASHRAE /ACCA 183 EQUIPMENT SIZE.

ENERGY CODE COMPLIANCE NOTES

1. OUTDOOR SUPPLY AND RETURN AIR DUCTWORK SHALL BE INSULATED WITH MINIMUM OF R-8 RIGID INSULATION. IN ACCORDANCE WITH 2010 NYSECCC SEC. 503.2.7.

2. SUPPLY AND RETURN DUCTWORK LOCATED IN UNCONDITIONED SPACE SHALL BE INSULATED WITH R-5 BATT INSULATION, IN ACCORDANCE WITH 2010 NYSECCC SEC. 503.2.7.

3. ALL JOINTS, LONGITUDINAL AND TRANSVERSE SEAMS, AND CONNECTIONS IN DUCTWORK, SHALL BE SECURELY FASTENED AND SEALED WITH WELDS, GASKETS, MASTICS, (ADHESIVES), MASTIC-PLUS-EMBEDDED FABRIC SYSTEMS OR TAPES. TAPES AND MASTICS USED TO SEAL DUCTWORK SHALL BE LISTED AND LABELED IN ACCORDANCE WITH UL 181A OR UL181B. DUCT CONNECTIONS TO FLANGES OF AIR DISTRIBUTION SYSTEM EQUIPMENT SHALL BE SEALED AND MECHANICALLY FASTENED. UNLISTED DUCT TAPE IS NOT PERMITTED AS A SEALANT ON ANY METAL DUCTS.

4. THE DUCTWORK IS CLASSIFIED AS LOW PRESSURE AND TO BE CONSTRUCTED IN ACCORDANCE WITH MECHANICAL CODE, SMACNA STANDARDS, AND IN ACCORDANCE WITH NYSEC SECTION 803.2.8.1.2. ALL LONGITUDINAL AND TRANSVERSE JOINTS, SEAMS AND CONNECTIONS OF SUPPLY AND RETURN DUCTS SHALL BE SECURELY FASTENED AND SEALED WITH WELDS, GASKETS, MASTICS (ADHESIVES), MASTIC-PLUS-EMBEDDED-FABRIC SYSTEMS OR TAPES INSTALLED IN ACCORDANCE WITH THE MANUFACTURERER'S INSTALLATION INSTRUCTIONS.

5. HEATING AND COOLING EQUIPMENT TO BE CONTROLLED BY A PROGRAMMABLE THERMOSTAT OR CONTROL PANEL. THERMOSTATIC SETBACK CONTROLS SHALL HAVE THE CAPABILITY TO SET BACK OR TEMPORARILY OPERATE THE SYSTEM TO MAINTAIN ZONE TEMPERATURE DOWN TO 55° F. THE WATER TEMPERATURE SHALL BE SET AS SPECIFIED BY EQUIPMENT MANUFACTURER AND IN COMPLIANCE WITH SECTION 503.2.4 OF THE 2010 ECCCNYS.

6. PROVIDE 1 ½" PIPE INSULATION FOR PIPES EQUAL OR LESS THAN 1". PROVIDE 2" INSULATION FOR PIPES GREATER THAN 1 ½".

2016 NYC ENERGY CONSERVATION CODE NOTES:

STATEMENT OF COMPLIANCE:

TO THE BEST OF MY KNOWLEDGE, AND PERSONAL JUDGEMENT, THESE PLANS AND SPECIFICATIONS ARE IN COMPLIANCE WITH THE 2016 NEW YORK CITY ENERGY CONSERVATION CODE.

MANDATORY PROVISIONS:

1. WATER HEATING EQUIPMENT AND HOT WATER STORAGE TANKS SHALL MEET THE REQUIREMENTS OF TABLE C404.2 IN THE 2014 NYC ECC. (NYC ECC C404.2)
2. SERVICE WATER HEATING EQUIPMENT SHALL BE PROVIDED WITH CONTROLS ALLOWING A SETPOINT OF 110 DEGREES F FOR DWELLING UNITS AND 90 DEGREES F FOR OTHER OCCUPANICES. PUBLIC REST ROOM LAVATORIES SHALL HAVE A MAXIMUM OUTLET TEMPERATURE OF 110 DEGREES F. (NYC ECC C404.3)
3. WHERE WATER HEATING EQUIPMENT SERVING NONCIRCULATING SYSTEMS IS NOT SUPPLIED WITH INTEGRAL HEAT TRAPS, HEAT TRAPS SHALL BE PROVIDED ON THE SUPPLY AND DISCHARGE PIPING. (NYC ECC C404.4)
4. AUTOMATIC CIRCULATING HOT WATER SYSTEM PIPING SHALL BE INSULATED WITH 1 INCH OF INSULATION WITH A CONDUCTIVITIY NOT EXCEEDING 0.27 BTU PER INCH/H X FT X FT X DEGREE F, OR THE INSULATION REQUIREMENTS OF SPECIFICATION SECTION 22 07 19, WHICHEVER IS GREATER. THE FIRST 8 FEET OF PIPING IN NONCIRCULATING SYSTEMS WITH EQUIPMENT WITHOUT INTEGRAL HEAT TRAPS SHALL BE INSULATD WITH 0.5 INCH OF MATERIAL HAVING A CONDUCTIVITY NOT EXCEEDING 0.27 BTU PER INCH/H X FT X FT X DEGREE F, OR THE INSULATION REQUIREMENTS OF SPECIFICATION SECTION 22 07 19, WHICHEVER IS GREATER. (NYC ECC C404.5)
5. CIRCULATING HOT WATER SYSTEM PUMPS OR HEAT TRACE SHALL BE ARRANGED TO BE TURNED OFF EITHER AUTOMATICALLY OR MANUALLY WHEN THERE IS LIMITED HOT WATER DEMAND. READY ACCESS SHALL BE PROVIDED TO THE OPERATING CONTROLS. (NYC ECC C404.6)
6. THE POOL HEATERS SHALL BE EQUIPPED WITH AN ON-OFF SWITCH THAT ALLOWS SHUTTING OFF THE HEATER WITHOUT ADJUSTING THE THERMOSTAT SETTING. GAS FIRED POOL HEATERS SHALL NOT HAVE A CONTINUOUSLY BURNING PILOT LIGHT. (NYC ECC C404.7.1)
7. THE POOL HEATERS SHALL BE EQUIPPED WITH TIME SWITCHES. THE POOL PUMPS ARE NOT PROVIDED WITH TIME SWITCHES. THESE PUMPS OPERATE ON A 24/7 BASIS AS REQUIRED BY NYC HEALTH CODE ARTICLE 165 - BATHING ESTABLISHMENTS. (NYC ECC C404.7.2)
8. A VAPOR-RETARDANT POOL COVER AT THE WATER SURFACE SHALL BE PROVIDED. (NYC ECC C404.7.3)

NOTE: THIS PLAN IS APPROVED ONLY FOR WORK INDICATED ON THE APPLICATION SPECIFICATION SHEET. ALL OTHER MATTERS SHOWN ARE NOT TO BE RELIED UPON OR TO BE CONSIDERED AS EITHER BEING APPROVED OR IN ACCORDANCE WITH APPLICABLE CODES.

NOTE: TO THE BEST OF MY KNOWLEDGE, BELIEF AND PROFESSIONAL JUDGMENT, THESE PLANS AND SPECIFICATIONS ARE IN COMPLIANCE WITH 2016 NEW YORK CITY ENERGY CONSERVATION CODE (BY APPLICATION OF ASHRAE-90.1/2013)

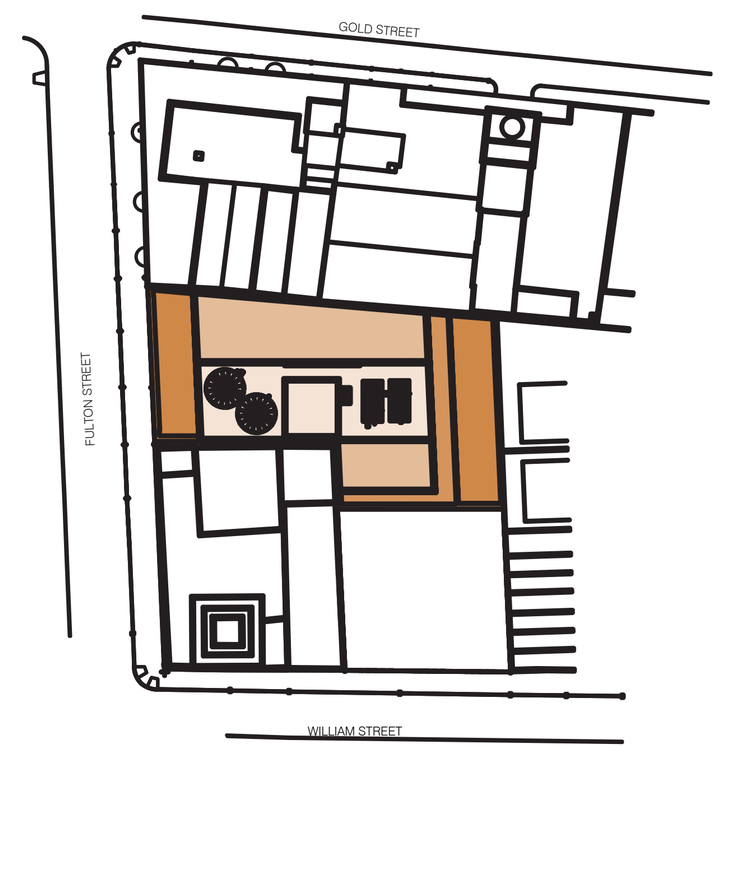

KEY PLAN

NOTES:

Number:	Date:	Revision:
16	09/22/2017	ISSUED TO DOB
15	06/14/2017	100% CD SUBMISSION 3
14	03/31/2017	95% CD SUBMISSION 2
13	02/16/2017	RE-SUBMISSION FOR EN COMMENTS
12	01/20/2017	80% CD SUBMISSION 1
11	01/13/2017	REVISED BUY SET
10	01/06/2017	RE-SUBMISSION FOR EN COMMENTS
9	12/22/2016	RE-SUBMISSION FOR EN COMMENTS
8	11/28/2016	RE-SUBMISSION FOR DOB FILING
7	11/11/2016	CORE & SHELL BUY SET
6	10/07/2016	CORE & SHELL BID SET
5	09/15/2016	PROGRESS SET FOR BUDGETING
4	07/06/2016	HUB FILING SET
3	06/20/2016	100% DD SET
2	05/02/2016	50% DD SET
1	04/11/2016	PRELIMINARY PRICING SET

Project:
130 WILLIAM STREET
130 WILLIAM STREET
NEW YORK, NY 10038

Client:
THE LIGHTSTONE GROUP
130 WILLIAM STREET PROPERTY OWNER LLC
460 PARK AVE, 13TH FLOOR
NEW YORK, NY 10022
(212) 616-9971

Architect:
HILL | WEST ARCHITECTS
11 BROADWAY
17TH FLOOR
NEW YORK, NY 10004
T. 212 213 8007

Creative Director
Adjaye Associates
415 Broadway, 3rd Fl.
New York, NY 10013
(212) 965-8477

Building Structures:
McNamara Salvia
62 West 45th Street, 11th Fl.
New York, NY 10036
(212) 246-9800

MEP Engineer:
Ventrop ECG, LLC
365 W 34th Street, 3rd Fl.
New York, NY 10001
(212) 244-5060

Exterior Facade Consultant:
Gilsanz Murray Steficek, LLP
129 West 27th Street, 5th Fl.
New York, NY 10001
(212) 254-0030

Landscape Architect:
Weintraub Diaz, LLC
19 New Street
Nyack, NY 10960
(845) 353-2500

Civil Engineer & Acoustic Consultant:
AKRF Engineering PC
440 Park Avenue South, 7th Fl.
New York, NY 10016
(646) 388-9829

IT & Security Consultant:
Anj Communications
133 Sunny Ridge Road
Harrison, New York 10528
(914) 967-1967

Pool Consultant:
Integrated Aquatics Engineering, Inc.
75 Shewell Ave
Doylestown, PA 18901
(215) 230-8623

Elevator Consultant:
Jenkins and Huntington
1251 Avenue of the Americas
New York, NY 10020
(212)-696-1818

DOB STAMPS & SIGNATURES:

Clara Gomez
NYC Buildings APPROVED Under Directive 2 of 1975
Date: 11/06/2017
NYC Development Hub

DWG TITLE:
DOB NOTES, SYMBOL LIST

NB#121192903

SEAL & SIGNATURE:
STATE OF NEW YORK · WAILOON WONG · 095187 · LICENSED PROFESSIONAL ENGINEER

DATE: 11/19/15
PROJECT #: 2015-527
SCALE: AS NOTED
M-001.00
DWG NO.

DEPT OF BLDGS 121192903 Job Number
E3530910M0 Scan Code

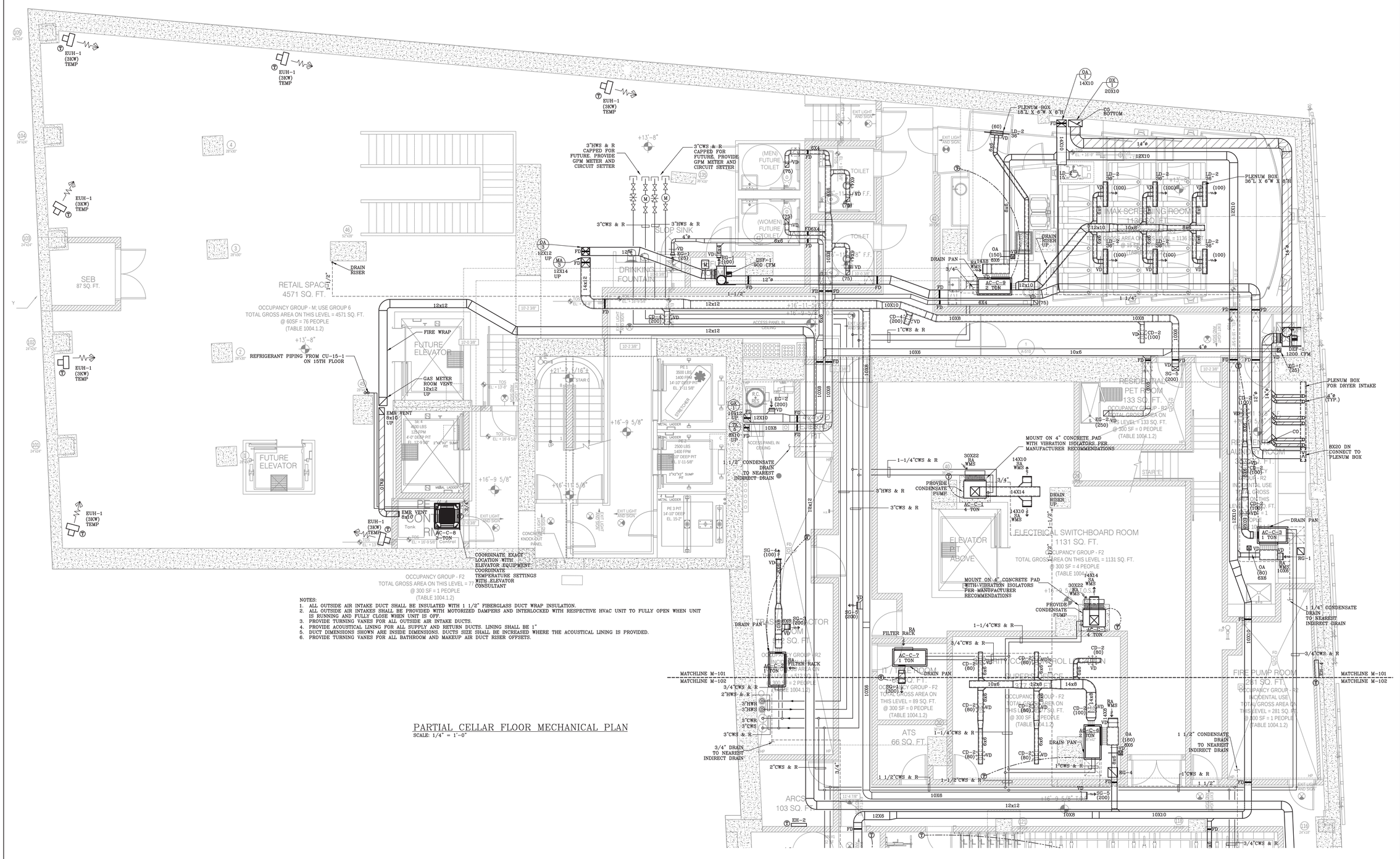

NOTES:
1. ALL OUTSIDE AIR INTAKE DUCT SHALL BE INSULATED WITH 1 1/2" FIBERGLASS DUCT WRAP INSULATION.
2. ALL OUTSIDE AIR INTAKES SHALL BE PROVIDED WITH MOTORIZED DAMPERS AND INTERLOCKED WITH RESPECTIVE HVAC UNIT TO FULLY OPEN WHEN UNIT IS RUNNING AND FULLY CLOSE WHEN UNIT IS OFF.
3. PROVIDE TURNING VANES FOR ALL OUTSIDE AIR INTAKE DUCTS.
4. PROVIDE ACOUSTICAL LINING FOR ALL SUPPLY AND RETURN DUCTS. LINING SHALL BE 1"
5. DUCT DIMENSIONS SHOWN ARE INSIDE DIMENSIONS. DUCTS SIZE SHALL BE INCREASED WHERE THE ACOUSTICAL LINING IS PROVIDED.
6. PROVIDE TURNING VANES FOR ALL BATHROOM AND MAKEUP AIR DUCT RISER OFFSETS.

PARTIAL CELLAR FLOOR MECHANICAL PLAN
SCALE: 1/4" = 1'-0"

NOTE: THIS PLAN IS APPROVED ONLY FOR WORK INDICATED ON THE APPLICATION SPECIFICATION SHEET. ALL OTHER MATTERS SHOWN ARE NOT TO BE RELIED UPON OR TO BE CONSIDERED AS EITHER BEING APPROVED OR IN ACCORDANCE WITH APPLICABLE CODES.

NOTE: TO THE BEST OF MY KNOWLEDGE, BELIEF AND PROFESSIONAL JUDGMENT, THESE PLANS AND SPECIFICATIONS ARE IN COMPLIANCE WITH 2016 NEW YORK CITY ENERGY CONSERVATION CODE (BY APPLICATION OF ASHRAE-90.1/2013)

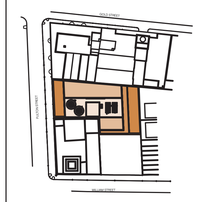

KEY PLAN

NOTES:

17	09/22/2017	ISSUED TO DOB
16	09/18/2017	ASI-XIX IMAX SCREENING ROOM
15	06/14/2017	100% CD SUBMISSION 2
14	03/31/2017	91% CD SUBMISSION 1
13	03/16/2017	RE-SUBMISSION FOR EN COMMENTS
12	01/20/2017	80% CD SUBMISSION 1
11	01/13/2017	REVISED BUY SET
10	01/06/2017	RE-SUBMISSION FOR EN COMMENTS
9	12/22/2016	RE-SUBMISSION FOR EN COMMENTS
8	11/28/2016	RE-SUBMISSION FOR DOB FILING
7	11/11/2016	CORE & SHELL BUY SET
6	10/07/2016	CORE & SHELL BID SET
5	09/13/2016	PROGRESS SET FOR BUDGETING
4	07/26/2016	HLB FILING SET
3	06/29/2016	100% DD SET
2	05/02/2016	50% DD SET
1	04/11/2016	PRELIMINARY PRICING SET

Number: Date: Revision:

Project:
130 WILLIAM STREET
130 WILLIAM STREET
NEW YORK, NY 10038

Client:
THE LIGHTSTONE GROUP
130 WILLIAM STREET PROPERTY OWNER LLC
460 PARK AVE, 13TH FLOOR
NEW YORK, NY 10022
(212) 616-9971

Architect:
HILL | WEST ARCHITECTS
11 BROADWAY
17TH FLOOR
NEW YORK, NY 10004
T. 212 213 8007

Creative Director
Adjaye Associates
415 Broadway, 3rd Fl.
New York, NY 10013
(212) 965-8477

Building Structures:
McNamara Salvia
62 West 45th Street, 11th Fl.
New York, NY 10036
(212) 246-9800

MEP Engineer:
Ventrop ECG, LLC
365 W 34th Street, 3rd Fl.
New York, NY 10001
(212) 244-5060

Exterior Facade Consultant:
Gilsanz Murray Steficek, LLP
129 West 27th Street, 5th Fl.
New York, NY 10001
(212) 254-0030

Landscape Architect:
Weintraub Diaz, LLC
19 New Street
Nyack, NY 10960
(845) 353-2500

Civil Engineer & Acoustic Consultant:
AKRF Engineering PC
440 Park Avenue South, 7th Fl.
New York, NY 10016
(646) 388-9829

IT & Security Consultant:
Anj Communications
132 Sunny Ridge Road
Harrison, New York 10528
(914) 967-1967

Pool Consultant:
Integrated Aquatics Engineering, Inc.
75 Shewell Ave
Doylestown, PA 18901
(215) 230-8623

Elevator Consultant:
Jenkins and Huntington
1251 Avenue of the Americas
New York, NY 10020
(212)-696-1818

DOB STAMPS & SIGNATURES:

ClearGomez
APPROVED
Under Directive 1 of 1975
Date: 11/06/2017
NYC Development Hub

DWG TITLE:
PARTIAL CELLAR FLOOR
MECHANICAL PLAN

NB#121192903

SEAL & SIGNATURE:
STATE OF NEW YORK · SHELDON WONG · 090187 · REGISTERED PROFESSIONAL ENGINEER

DATE: 11/19/15
PROJECT #: 2015-527
SCALE: AS NOTED
DWG NO: M-101.00

DEPT OF BLDGS 121192903 Job Number
E3406011095 Scan Code

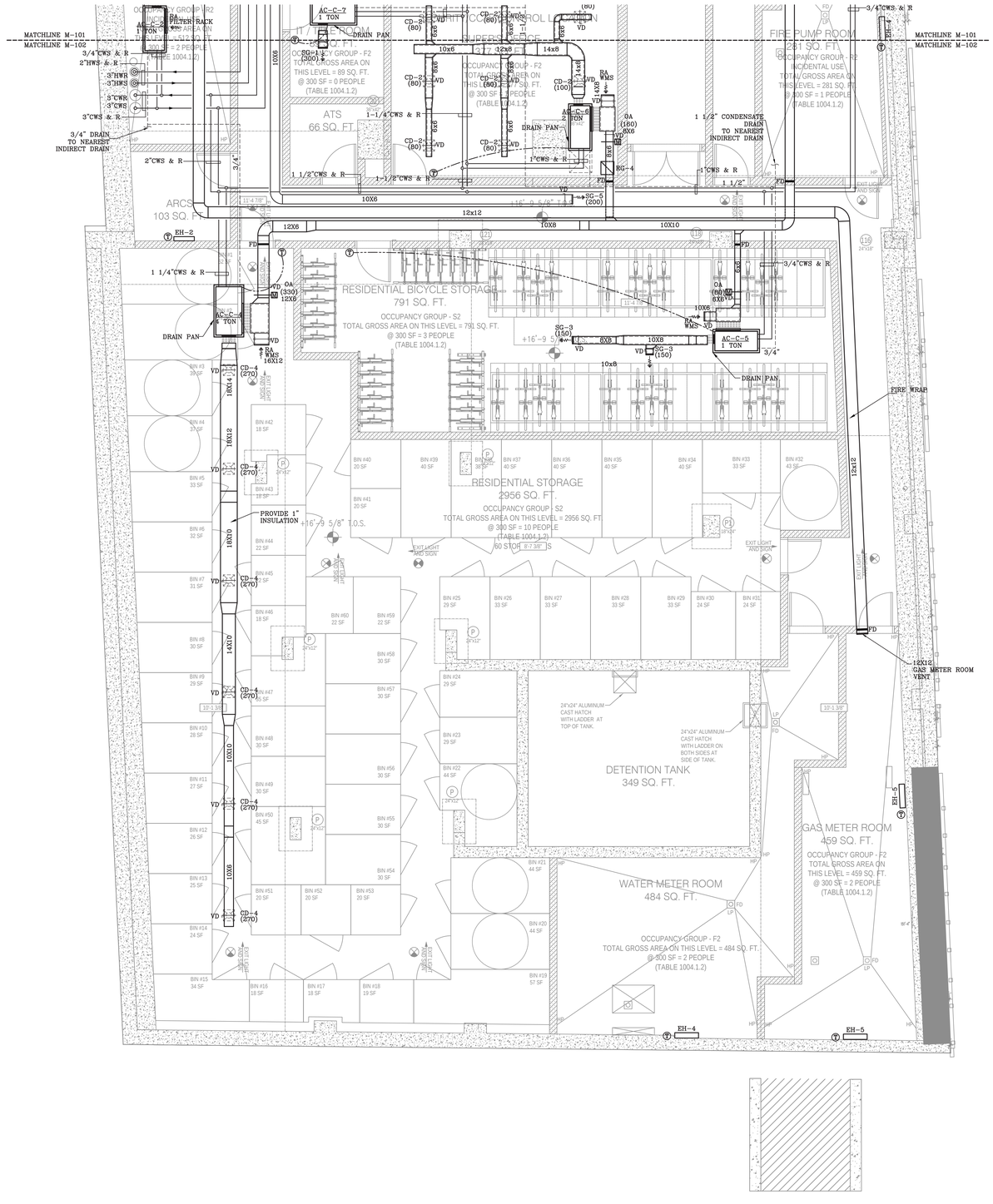

PARTIAL CELLAR FLOOR MECHANICAL PLAN
SCALE: 1/4" = 1'-0"

NOTE: THIS PLAN IS APPROVED ONLY FOR WORK INDICATED ON THE APPLICATION SPECIFICATION SHEET. ALL OTHER MATTERS SHOWN ARE NOT TO BE RELIED UPON OR TO BE CONSIDERED AS EITHER BEING APPROVED OR IN ACCORDANCE WITH APPLICABLE CODES.

NOTE: TO THE BEST OF MY KNOWLEDGE, BELIEF AND PROFESSIONAL JUDGMENT, THESE PLANS AND SPECIFICATIONS ARE IN COMPLIANCE WITH 2016 NEW YORK CITY ENERGY CONSERVATION CODE (BY APPLICATION OF ASHRAE-90.1/2013)

Clare Gomez
Building Systems
APPROVED
Under Directive 1 of 1975
Date: 11/06/2017
NYC Development Hub

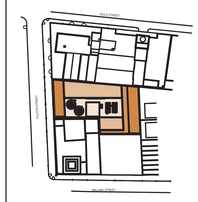

KEY PLAN

NOTES:

Number:	Date:	Revision:
16	09/22/2017	ISSUED TO DOB
15	06/14/2017	100% CD SUBMISSION (2)
14	03/31/2017	91% CD SUBMISSION
13	03/16/2017	RE-SUBMISSION FOR EN COMMENTS
12	01/20/2017	80% CD SUBMISSION (1)
11	01/13/2017	REVISED BUY SET
10	01/06/2017	RE-SUBMISSION FOR EN COMMENTS
9	12/22/2016	RE-SUBMISSION FOR EN COMMENTS
8	11/28/2016	RE-SUBMISSION FOR DOB FILING
7	11/11/2016	CORE & SHELL BUY SET
6	10/07/2016	CORE & SHELL BID SET
5	09/13/2016	PROGRESS SET FOR BUDGETING
4	07/06/2016	HLB FILING SET
3	06/20/2016	100% DD SET
2	05/02/2016	50% DD SET
1	04/11/2016	PRELIMINARY PRICING SET

Project:
130 WILLIAM STREET
130 WILLIAM STREET
NEW YORK, NY 10038

Client:
THE LIGHTSTONE GROUP
130 WILLIAM STREET PROPERTY OWNER LLC
460 PARK AVE, 13TH FLOOR
NEW YORK, NY 10022
(212) 616-9971

Architect:
HILL | WEST ARCHITECTS
11 BROADWAY
17TH FLOOR
NEW YORK, NY 10004
T. 212 213 8007

Creative Director
Adjaye Associates
415 Broadway, 3rd Fl.
New York, NY 10013
(212) 965-8477

Building Structures:
McNamara Salvia
62 West 45th Street, 11th Fl.
New York, NY 10036
(212) 246-9800

MEP Engineer:
Ventrop ECG, LLC
365 W 34th Street, 3rd Fl.
New York, NY 10001
(212) 244-5060

Exterior Facade Consultant:
Gilsanz Murray Steficek, LLP
129 West 27th Street, 5th Fl.
New York, NY 10001
(212) 254-0030

Landscape Architect:
Weintraub Diaz, LLC
19 New Street
Nyack, NY 10960
(845) 353-2500

Civil Engineer & Acoustic Consultant:
AKRF Engineering PC
440 Park Avenue South, 7th Fl.
New York, NY 10016
(646) 388-9829

IT & Security Consultant:
Anj Communications
132 Sunny Ridge Road
Harrison, New York 10528
(914) 967-1967

Pool Consultant:
Integrated Aquatics Engineering, Inc.
75 Shewell Ave
Doylestown, PA 18901
(215) 230-8623

Elevator Consultant:
Jenkins and Huntington
1251 Avenue of the Americas
New York, NY 10020
(212) 696-1818

DOB STAMPS & SIGNATURES:

DWG TITLE:
PARTIAL CELLAR FLOOR
MECHANICAL PLAN

NB#121192903

SEAL & SIGNATURE:
STATE OF NEW YORK · SHELDON WONG · 088187 · REGISTERED PROFESSIONAL ENGINEER

DATE: 11/19/15
PROJECT #: 2015-527
SCALE: AS NOTED
DWG NO: M-102.00

DEPT OF BLDGS 121192903 Job Number
E5040613056 Scan Code

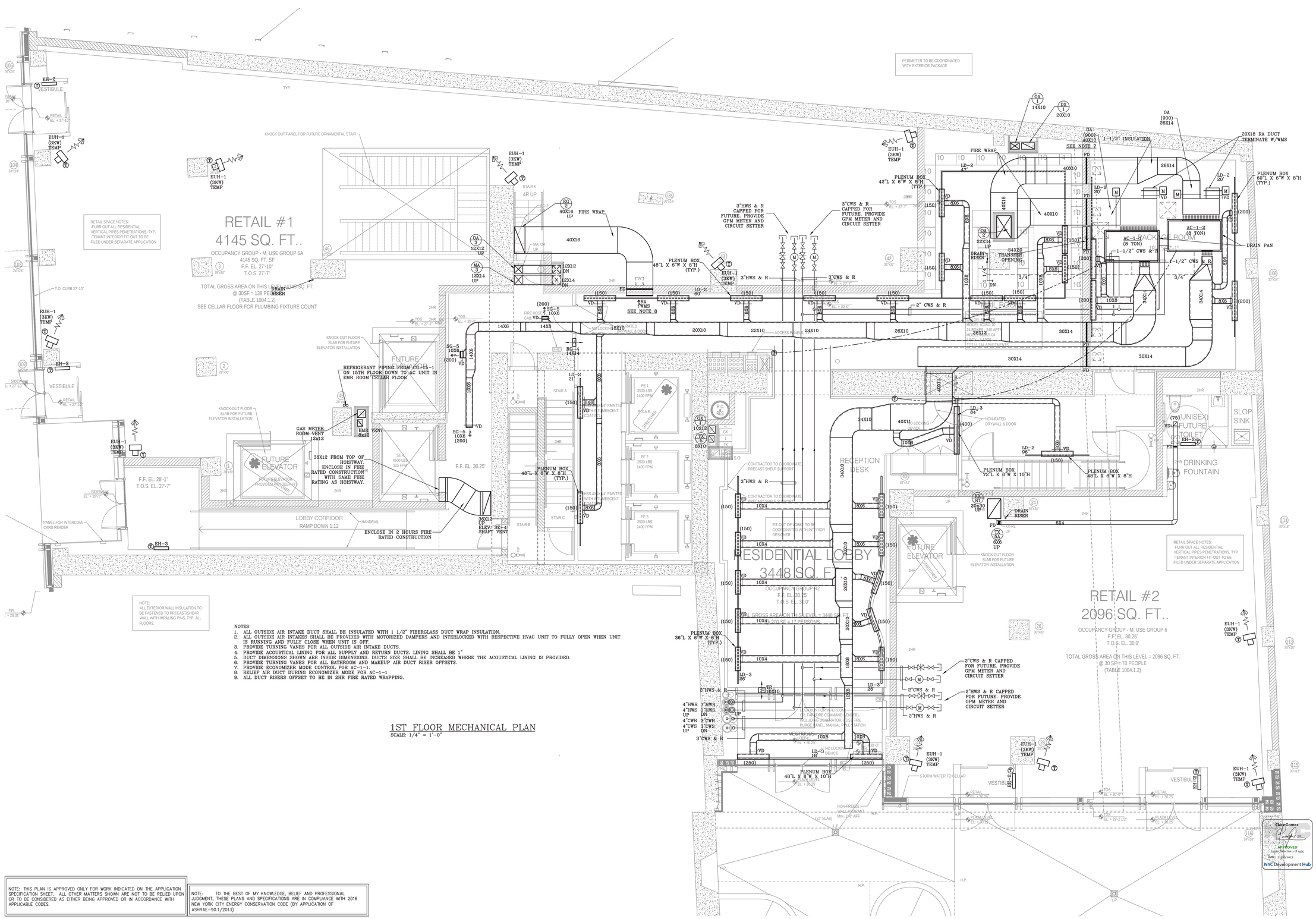

NOTES:
1. ALL OUTSIDE AIR INTAKE DUCT SHALL BE INSULATED WITH 1 1/2" FIBERGLASS DUCT WRAP INSULATION.
2. ALL OUTSIDE AIR INTAKES SHALL BE PROVIDED WITH MOTORIZED DAMPERS AND INTERLOCKED WITH RESPECTIVE HVAC UNIT TO FULLY OPEN WHEN UNIT IS RUNNING AND FULLY CLOSE WHEN UNIT IS OFF.
3. PROVIDE TURNING VANES FOR ALL OUTSIDE AIR INTAKE DUCTS.
4. PROVIDE ACOUSTICAL LINING FOR ALL SUPPLY AND RETURN DUCTS. LINING SHALL BE 1"
5. DUCT DIMENSIONS SHOWN ARE INSIDE DIMENSIONS. DUCTS SIZE SHALL BE INCREASED WHERE THE ACOUSTICAL LINING IS PROVIDED.
6. PROVIDE TURNING VANES FOR ALL BATHROOM AND MAKEUP AIR DUCT RISER OFFSETS.
7. PROVIDE ECONOMIZER MODE CONTROL FOR AC-1-1.
8. RELIEF AIR DUCT DURING ECONOMIZER MODE FOR AC-1-1
9. ALL DUCT RISERS OFFSET TO BE IN 2HR FIRE RATED WRAPPING.

NOTE: ALL EXTERIOR WALL INSULATION TO BE FASTENED TO PRECAST/SHEAR WALL WITH IMPALING PINS, TYP. ALL FLOORS.

1ST FLOOR MECHANICAL PLAN
SCALE: 1/4" = 1'-0"

NOTE: THIS PLAN IS APPROVED ONLY FOR WORK INDICATED ON THE APPLICATION SPECIFICATION SHEET. ALL OTHER MATTERS SHOWN ARE NOT TO BE RELIED UPON OR TO BE CONSIDERED AS EITHER BEING APPROVED OR IN ACCORDANCE WITH APPLICABLE CODES.

NOTE: TO THE BEST OF MY KNOWLEDGE, BELIEF AND PROFESSIONAL JUDGMENT, THESE PLANS AND SPECIFICATIONS ARE IN COMPLIANCE WITH 2016 NEW YORK CITY ENERGY CONSERVATION CODE (BY APPLICATION OF ASHRAE-90.1/2013)

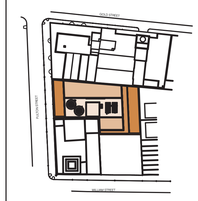

KEY PLAN

NOTES:

Number:	Date:	Revision:
16	09/22/2017	ISSUED TO DOB
15	06/14/2017	100% CD SUBMISSION (2)
14	03/31/2017	90% CD SUBMISSION
13	03/16/2017	RE-SUBMISSION FOR EN COMMENTS (2)
12	01/20/2017	80% CD SUBMISSION (1)
11	01/13/2017	REVISED BUY SET
10	01/06/2017	RE-SUBMISSION FOR EN COMMENTS
9	12/22/2016	RE-SUBMISSION FOR EN COMMENTS
8	11/28/2016	RE-SUBMISSION FOR DOB FILING
7	11/11/2016	CORE & SHELL BUY SET
6	10/07/2016	CORE & SHELL BID SET
5	09/13/2016	PROGRESS SET FOR BUDGETING
4	07/06/2016	HLB FILING SET
3	06/20/2016	100% DD SET
2	05/02/2016	50% DD SET
1	04/11/2016	PRELIMINARY PRICING SET

Project:
130 WILLIAM STREET
130 WILLIAM STREET
NEW YORK, NY 10038

Client:
THE LIGHTSTONE GROUP
130 WILLIAM STREET PROPERTY OWNER LLC
460 PARK AVE, 13TH FLOOR
NEW YORK, NY 10022
(212) 616-9971

Architect:
HILL | WEST ARCHITECTS
11 BROADWAY
17TH FLOOR
NEW YORK, NY 10004
T. 212 213 8007

Creative Director
Adjaye Associates
415 Broadway, 3rd Fl.
New York, NY 10013
(212) 965-8477

Building Structures:
McNamara Salvia
62 West 45th Street, 11th Fl.
New York, NY 10036
(212) 246-9800

MEP Engineer:
Ventrop ECG, LLC
385 W 34th Street, 3rd Fl.
New York, NY 10001
(212) 244-5060

Exterior Facade Consultant:
Gilsanz Murray Steficek, LLP
129 West 27th Street, 5th Fl.
New York, NY 10001
(212) 254-0030

Landscape Architect:
Weintraub Diaz, LLC
19 New Street
Nyack, NY 10960
(845) 353-2500

Civil Engineer & Acoustic Consultant:
AKRF Engineering PC
440 Park Avenue South, 7th Fl.
New York, NY 10016
(646) 388-9829

IT & Security Consultant:
Anj Communications
133 Sunny Ridge Road
Harrison, New York 10528
(914) 967-1967

Pool Consultant:
Integrated Aquatics Engineering, Inc.
75 Shewell Ave
Doylestown, PA 18901
(215) 230-8623

Elevator Consultant:
Jenkins and Huntington
1251 Avenue of the Americas
New York, NY 10020
(212)-696-1818

DOB STAMPS & SIGNATURES:

Cheryl Gomez
APPROVED
Signed Electronically
Date: 10/20/2017
NYC Development Hub

DWG TITLE:
1ST FLOOR
MECHANICAL PLAN
NB#121192903

SEAL & SIGNATURE:
STATE OF NEW YORK · MALCOLM YORK · LICENSED PROFESSIONAL ENGINEER

DATE:	11/19/15
PROJECT #:	2015-527
SCALE:	AS NOTED
DWG NO.	M-103.00

4 OF 67

DEPT OF BLDGS 421309923 Job Number
E350008894US Scan Code

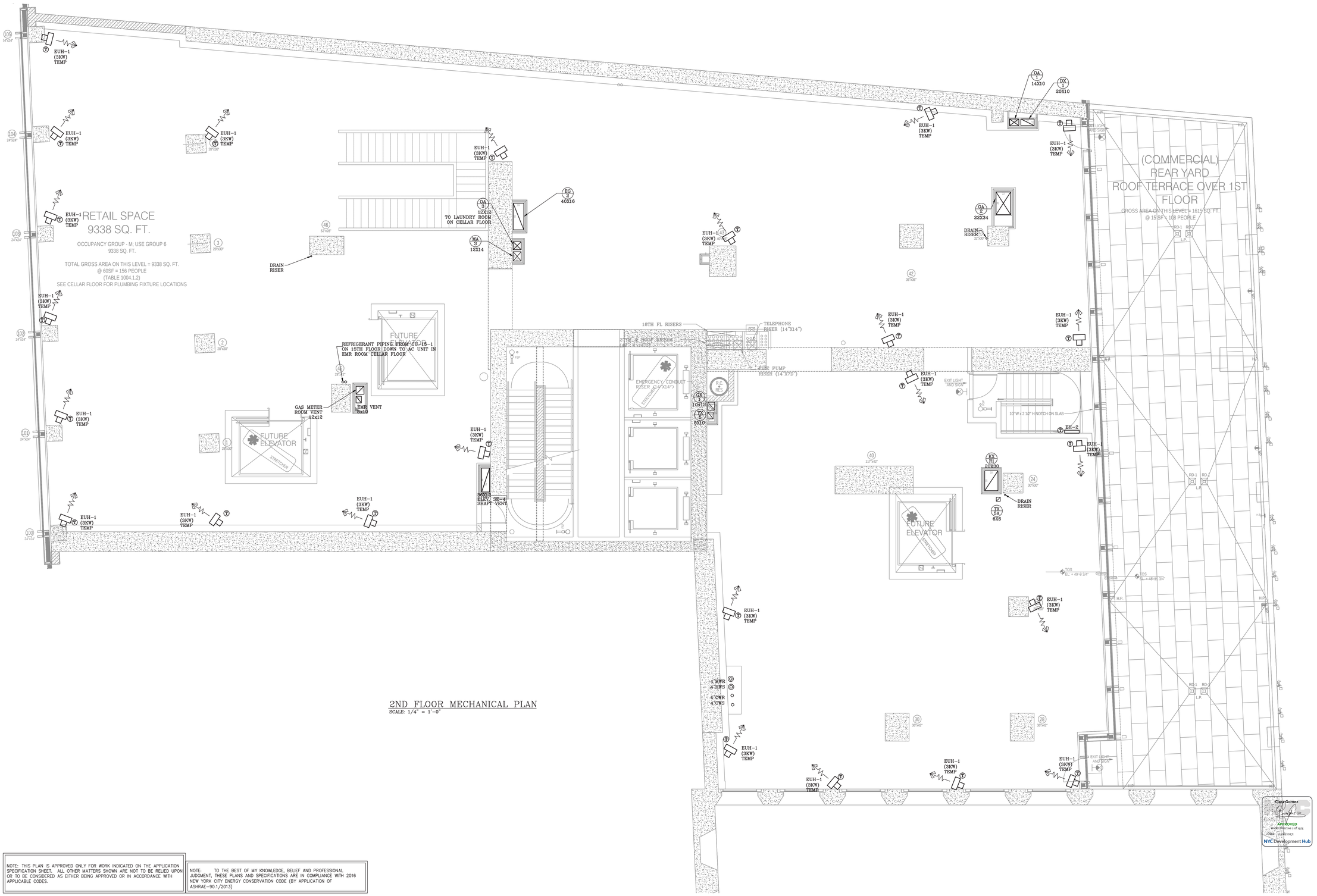

2ND FLOOR MECHANICAL PLAN

SCALE: 1/4" = 1'-0"

NOTE: THIS PLAN IS APPROVED ONLY FOR WORK INDICATED ON THE APPLICATION SPECIFICATION SHEET. ALL OTHER MATTERS SHOWN ARE NOT TO BE RELIED UPON OR TO BE CONSIDERED AS EITHER BEING APPROVED OR IN ACCORDANCE WITH APPLICABLE CODES.

NOTE: TO THE BEST OF MY KNOWLEDGE, BELIEF AND PROFESSIONAL JUDGMENT, THESE PLANS AND SPECIFICATIONS ARE IN COMPLIANCE WITH 2016 NEW YORK CITY ENERGY CONSERVATION CODE (BY APPLICATION OF ASHRAE-90.1/2013)

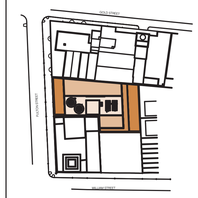

KEY PLAN

NOTES:

Number:	Date:	Revision:
16	09/22/2017	ISSUED TO DOB
15	06/14/2017	100% CD SUBMISSION (2)
14	03/31/2017	95% CD SUBMISSION
13	03/16/2017	RE-SUBMISSION FOR EN COMMENTS (3)
12	01/20/2017	80% CD SUBMISSION (1)
11	01/13/2017	REVISED BUY SET
10	01/06/2017	RE-SUBMISSION FOR EN COMMENTS
9	12/22/2016	RE-SUBMISSION FOR EN COMMENTS
8	11/28/2016	RE-SUBMISSION FOR DOB FILING
7	11/11/2016	CORE & SHELL BUY SET
6	10/07/2016	CORE & SHELL BID SET
5	09/13/2016	PROGRESS SET FOR BUDGETING
4	07/06/2016	HLB FILING SET
3	06/20/2016	100% DD SET
2	05/02/2016	50% DD SET
1	04/11/2016	PRELIMINARY PRICING SET

Project:
130 WILLIAM STREET
130 WILLIAM STREET
NEW YORK, NY 10038

Client:
THE LIGHTSTONE GROUP
130 WILLIAM STREET PROPERTY OWNER LLC
460 PARK AVE, 13TH FLOOR
NEW YORK, NY 10022
(212) 616-9971

Architect:
HILL | WEST ARCHITECTS
11 BROADWAY
17TH FLOOR
NEW YORK, NY 10004
T. 212 213 8007

Creative Director
Adjaye Associates
415 Broadway, 3rd Fl.
New York, NY 10013
(212) 965-8477

Building Structures:
McNamara Salvia
62 West 45th Street, 11th Fl.
New York, NY 10036
(212) 246-9800

MEP Engineer:
Ventrop ECG, LLC
365 W 34th Street, 3rd Fl.
New York, NY 10001
(212) 244-5060

Exterior Facade Consultant:
Gilsanz Murray Steficek, LLP
129 West 27th Street, 5th Fl.
New York, NY 10001
(212) 254-0030

Landscape Architect:
Weintraub Diaz, LLC
19 New Street
Nyack, NY 10960
(845) 353-2500

Civil Engineer & Acoustic Consultant:
AKRF Engineering PC
440 Park Avenue South, 7th Fl.
New York, NY 10016
(646) 388-9829

IT & Security Consultant:
Anj Communications
133 Sunny Ridge Road
Harrison, New York 10528
(914) 967-1967

Pool Consultant:
Integrated Aquatics Engineering, Inc.
75 Shewell Ave
Doylestown, PA 18901
(215) 230-8623

Elevator Consultant:
Jenkins and Huntington
1251 Avenue of the Americas
New York, NY 10020
(212)-696-1818

DOB STAMPS & SIGNATURES:

APPROVED
Under Directive 1 of 1975
Date: 11/06/2017
NYC Development Hub

DWG TITLE:
2ND FLOOR
MECHANICAL PLAN

NB#121192903

SEAL & SIGNATURE:
STATE OF NEW YORK · HAILOON WONG · LICENSED PROFESSIONAL ENGINEER · 084187

DATE: 11/19/15
PROJECT #: 2015-527
SCALE: AS NOTED
DWG NO: M-104.00

DEPT OF BLDGS 121192903 Job Number
E350281247I1 Scan Code

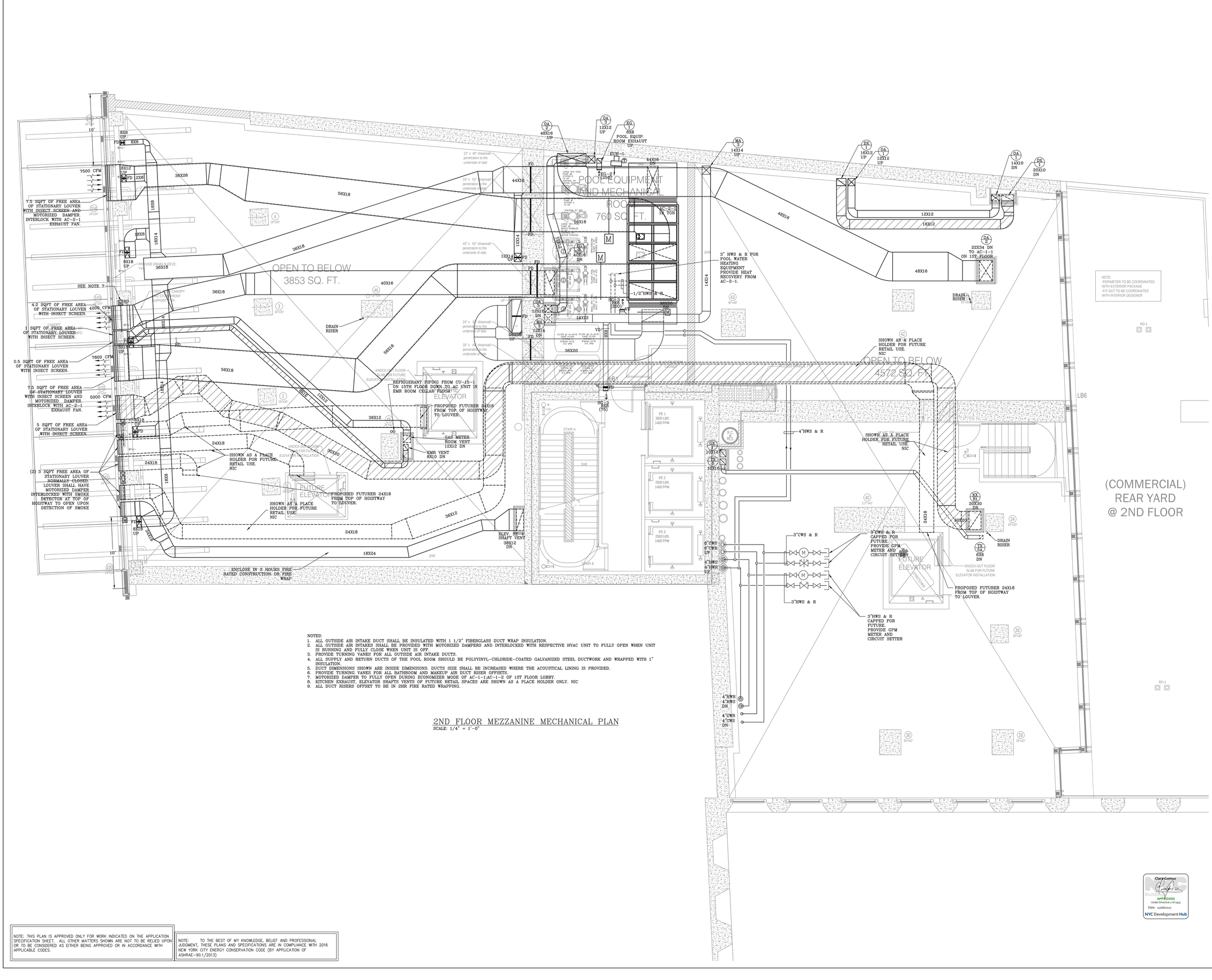

NOTES:
1. ALL OUTSIDE AIR INTAKE DUCT SHALL BE INSULATED WITH 1 1/2" FIBERGLASS DUCT WRAP INSULATION.
2. ALL OUTSIDE AIR INTAKES SHALL BE PROVIDED WITH MOTORIZED DAMPERS AND INTERLOCKED WITH RESPECTIVE HVAC UNIT TO FULLY OPEN WHEN UNIT IS RUNNING AND FULLY CLOSE WHEN UNIT IS OFF.
3. PROVIDE TURNING VANES FOR ALL OUTSIDE AIR INTAKE DUCTS.
4. ALL SUPPLY AND RETURN DUCTS OF THE POOL ROOM SHOULD BE POLYVINYL-CHLORIDE-COATED GALVANIZED STEEL DUCTWORK AND WRAPPED WITH 1" INSULATION.
5. DUCT DIMENSIONS SHOWN ARE INSIDE DIMENSIONS. DUCTS SIZE SHALL BE INCREASED WHERE THE ACOUSTICAL LINING IS PROVIDED.
6. PROVIDE TURNING VANES FOR ALL BATHROOM AND MAKEUP AIR DUCT RISER OFFSETS.
7. MOTORIZED DAMPER TO FULLY OPEN DURING ECONOMIZER MODE OF AC-1-1;AC-1-2 OF 1ST FLOOR LOBBY.
8. KITCHEN EXHAUST, ELEVATOR SHAFTS VENTS OF FUTURE RETAIL SPACES ARE SHOWN AS A PLACE HOLDER ONLY. NIC
9. ALL DUCT RISERS OFFSET TO BE IN 2HR FIRE RATED WRAPPING.

2ND FLOOR MEZZANINE MECHANICAL PLAN
SCALE: 1/4" = 1'-0"

NOTE: THIS PLAN IS APPROVED ONLY FOR WORK INDICATED ON THE APPLICATION SPECIFICATION SHEET. ALL OTHER MATTERS SHOWN ARE NOT TO BE RELIED UPON OR TO BE CONSIDERED AS EITHER BEING APPROVED OR IN ACCORDANCE WITH APPLICABLE CODES.

NOTE: TO THE BEST OF MY KNOWLEDGE, BELIEF AND PROFESSIONAL JUDGMENT, THESE PLANS AND SPECIFICATIONS ARE IN COMPLIANCE WITH 2016 NEW YORK CITY ENERGY CONSERVATION CODE (BY APPLICATION OF ASHRAE-90.1/2013)

ClaireGomez
APPROVED
Under Directive 1 of 1975
Date: 11/16/2017
NYC Development Hub

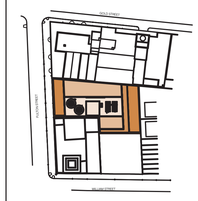

KEY PLAN

NOTES:

Number:	Date:	Revision:
16	09/22/2017	ISSUED TO DOB
15	06/14/2017	100% CD SUBMISSION Δ2
14	03/31/2017	91% CD SUBMISSION
13	03/16/2017	RE-SUBMISSION FOR EN COMMENTS Δ2
12	01/20/2017	80% CD SUBMISSION Δ1
11	01/13/2017	REVISED BUY SET
10	01/06/2017	RE-SUBMISSION FOR EN COMMENTS
9	12/22/2016	RE-SUBMISSION FOR EN COMMENTS
8	11/28/2016	RE-SUBMISSION FOR DOB FILING
7	11/11/2016	CORE & SHELL BUY SET
6	10/07/2016	CORE & SHELL BID SET
5	09/13/2016	PROGRESS SET FOR BUDGETING
4	07/06/2016	HLB FILING SET
3	06/29/2016	100% DD SET
2	05/02/2016	50% DD SET
1	04/11/2016	PRELIMINARY PRICING SET

Project:
130 WILLIAM STREET
130 WILLIAM STREET
NEW YORK, NY 10038

Client:
THE LIGHTSTONE GROUP
130 WILLIAM STREET PROPERTY OWNER LLC
460 PARK AVE, 13TH FLOOR
NEW YORK, NY 10022
(212) 616-9971

Architect:
HILL | WEST ARCHITECTS
11 BROADWAY
17TH FLOOR
NEW YORK, NY 10004
T. 212 213 8007

Creative Director
Adjaye Associates
415 Broadway, 3rd Fl.
New York, NY 10013
(212) 965-8477

Building Structures:
McNamara Salvia
62 West 45th Street, 11th Fl.
New York, NY 10036
(212) 246-9800

MEP Engineer:
Ventrop ECG, LLC
365 W 34th Street, 3rd Fl.
New York, NY 10001
(212) 244-5060

Exterior Facade Consultant:
Gilsanz Murray Steficek, LLP
129 West 27th Street, 5th Fl.
New York, NY 10001
(212) 254-0030

Landscape Architect:
Weintraub Diaz, LLC
19 New Street
Nyack, NY 10960
(845) 353-2500

Civil Engineer & Acoustic Consultant:
AKRF Engineering PC
440 Park Avenue South, 7th Fl.
New York, NY 10016
(646) 388-9829

IT & Security Consultant:
Anj Communications
133 Sunny Ridge Road
Harrison, New York 10528
(914) 967-1967

Pool Consultant:
Integrated Aquatics Engineering, Inc.
79 Shewell Ave
Doylestown, PA 18901
(215) 230-8623

Elevator Consultant:
Jenkins and Huntington
1251 Avenue of the Americas
New York, NY 10020
(212)-696-1818

DOB STAMPS & SIGNATURES:

DWG TITLE:
2ND FLOOR MEZZANINE
MECHANICAL PLAN

NB#121192903

SEAL & SIGNATURE:
STATE OF NEW YORK HAOLON WONG LICENSED PROFESSIONAL ENGINEER

DATE: 11/16/15
PROJECT #: 2015-527
SCALE: AS NOTED
M-105.00
DWG NO.

DEPT OF BLDGS 121192903 Job Number
E399959995025 Scan Code

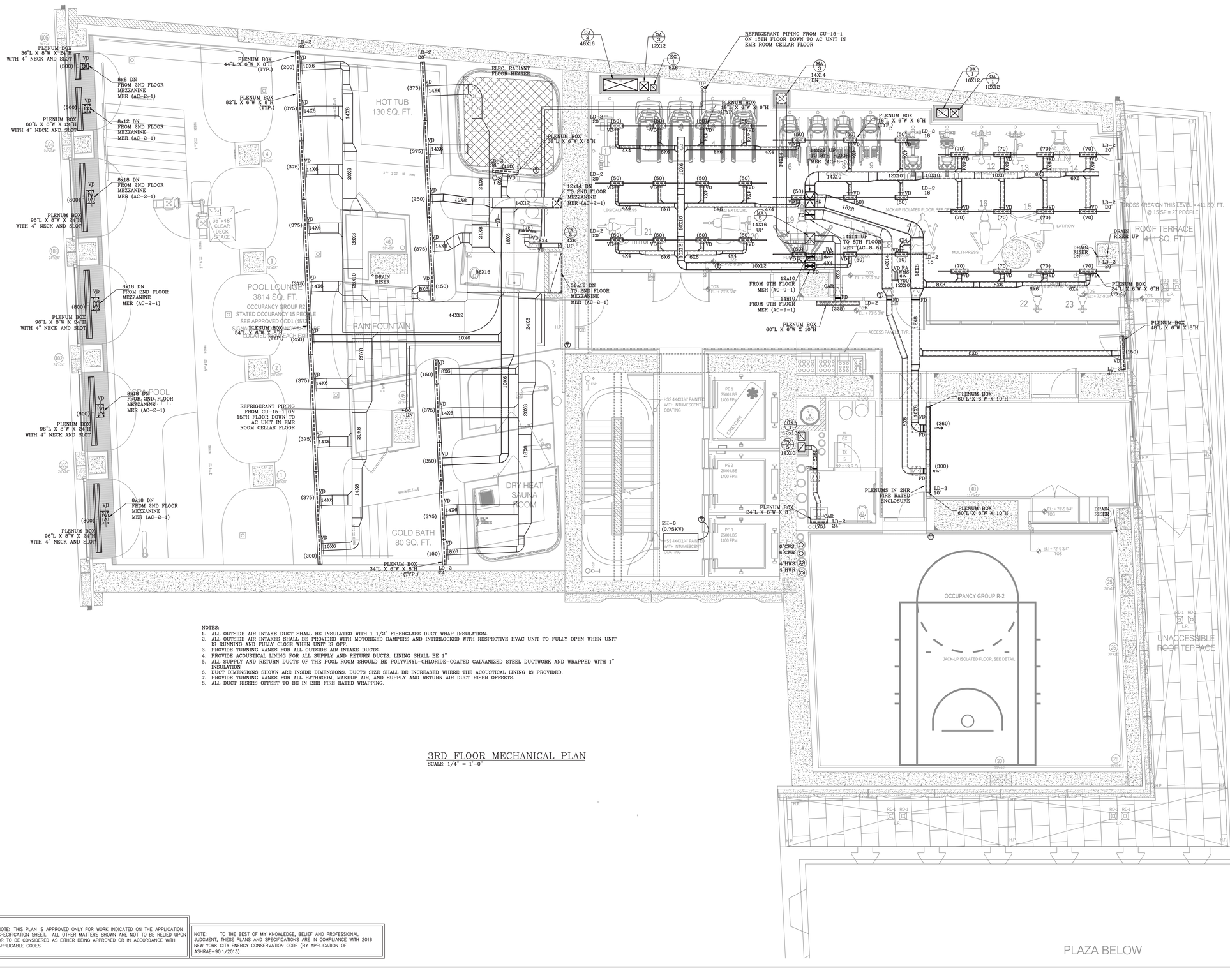

NOTES:
1. ALL OUTSIDE AIR INTAKE DUCT SHALL BE INSULATED WITH 1 1/2" FIBERGLASS DUCT WRAP INSULATION.
2. ALL OUTSIDE AIR INTAKES SHALL BE PROVIDED WITH MOTORIZED DAMPERS AND INTERLOCKED WITH RESPECTIVE HVAC UNIT TO FULLY OPEN WHEN UNIT IS RUNNING AND FULLY CLOSE WHEN UNIT IS OFF.
3. PROVIDE TURNING VANES FOR ALL OUTSIDE AIR INTAKE DUCTS.
4. PROVIDE ACOUSTICAL LINING FOR ALL SUPPLY AND RETURN DUCTS. LINING SHALL BE 1"
5. ALL SUPPLY AND RETURN DUCTS OF THE POOL ROOM SHOULD BE POLYVINYL-CHLORIDE-COATED GALVANIZED STEEL DUCTWORK AND WRAPPED WITH 1" INSULATION
6. DUCT DIMENSIONS SHOWN ARE INSIDE DIMENSIONS. DUCTS SIZE SHALL BE INCREASED WHERE THE ACOUSTICAL LINING IS PROVIDED.
7. PROVIDE TURNING VANES FOR ALL BATHROOM, MAKEUP AIR, AND SUPPLY AND RETURN AIR DUCT RISER OFFSETS.
8. ALL DUCT RISERS OFFSET TO BE IN 2HR FIRE RATED WRAPPING.

3RD FLOOR MECHANICAL PLAN
SCALE: 1/4" = 1'-0"

NOTE: THIS PLAN IS APPROVED ONLY FOR WORK INDICATED ON THE APPLICATION SPECIFICATION SHEET. ALL OTHER MATTERS SHOWN ARE NOT TO BE RELIED UPON OR TO BE CONSIDERED AS EITHER BEING APPROVED OR IN ACCORDANCE WITH APPLICABLE CODES.

NOTE: TO THE BEST OF MY KNOWLEDGE, BELIEF AND PROFESSIONAL JUDGMENT, THESE PLANS AND SPECIFICATIONS ARE IN COMPLIANCE WITH 2016 NEW YORK CITY ENERGY CONSERVATION CODE (BY APPLICATION OF ASHRAE-90.1/2013)

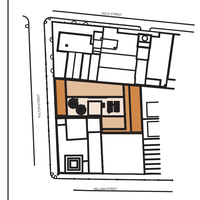

KEY PLAN

NOTES:

Number:	Date:	Revision:
16	09/22/2017	ISSUED TO DOB
15	06/14/2017	100% CD SUBMISSION Δ2
14	03/31/2017	90% CD SUBMISSION
13	03/16/2017	RE-SUBMISSION FOR EN COMMENTS Δ1
12	01/20/2017	80% CD SUBMISSION
11	01/13/2017	REVISED BUY SET
10	01/06/2017	RE-SUBMISSION FOR EN COMMENTS
9	12/22/2016	RE-SUBMISSION FOR EN COMMENTS
8	11/28/2016	RE-SUBMISSION FOR DOB FILING
7	11/11/2016	CORE & SHELL BUY SET
6	10/07/2016	CORE & SHELL BID SET
5	09/13/2016	PROGRESS SET FOR BUDGETING
4	07/06/2016	HLB FILING SET
3	06/20/2016	100% DD SET
2	05/02/2016	50% DD SET
1	04/11/2016	PRELIMINARY PRICING SET

Project:
130 WILLIAM STREET
130 WILLIAM STREET
NEW YORK, NY 10038

Client:
THE LIGHTSTONE GROUP
130 WILLIAM STREET PROPERTY OWNER LLC
460 PARK AVE, 13TH FLOOR
NEW YORK, NY 10022
(212) 616-9971

Architect:
HILL | WEST ARCHITECTS
11 BROADWAY
17TH FLOOR
NEW YORK, NY 10004
T. 212 213 8007

Creative Director
Adjaye Associates
415 Broadway, 3rd Fl.
New York, NY 10013
(212) 965-8477

Building Structures:
McNamara Salvia
62 West 45th Street, 11th Fl.
New York, NY 10036
(212) 246-9800

MEP Engineer:
Ventrop ECG, LLC
365 W 34th Street, 3rd Fl.
New York, NY 10001
(212) 244-5060

Exterior Facade Consultant:
Gilsanz Murray Steficek, LLP
129 West 27th Street, 5th Fl.
New York, NY 10001
(212) 254-0030

Landscape Architect:
Weintraub Diaz, LLC
19 New Street
Nyack, NY 10960
(845) 353-2500

Civil Engineer & Acoustic Consultant:
AKRF Engineering PC
440 Park Avenue South, 7th Fl.
New York, NY 10016
(646) 388-9829

IT & Security Consultant:
Anj Communications
133 Sunny Ridge Road
Harrison, New York 10528
(914) 967-1967

Pool Consultant:
Integrated Aquatics Engineering, Inc.
75 Shewell Ave
Doylestown, PA 18901
(215) 230-8623

Elevator Consultant:
Jenkins and Huntington
1251 Avenue of the Americas
New York, NY 10020
(212)-696-1818

DOB STAMPS & SIGNATURES:

Clara Gomez
Buildings
APPROVED
Under Directive 1 of 1975
Date: 11/06/2017
NYC Development Hub

DWG TITLE:
3RD FLOOR
MECHANICAL PLAN

NB#121192903

SEAL & SIGNATURE:
STATE OF NEW YORK · MICHAEL WONG · 084187 · LICENSED PROFESSIONAL ENGINEER

DATE: 11/19/15
PROJECT #: 2015-527
SCALE: AS NOTED
DWG NO: M-106.00

7 OF 67

DEPT OF BLDGS 121192903 Job Number
E562006412SI Scan Code

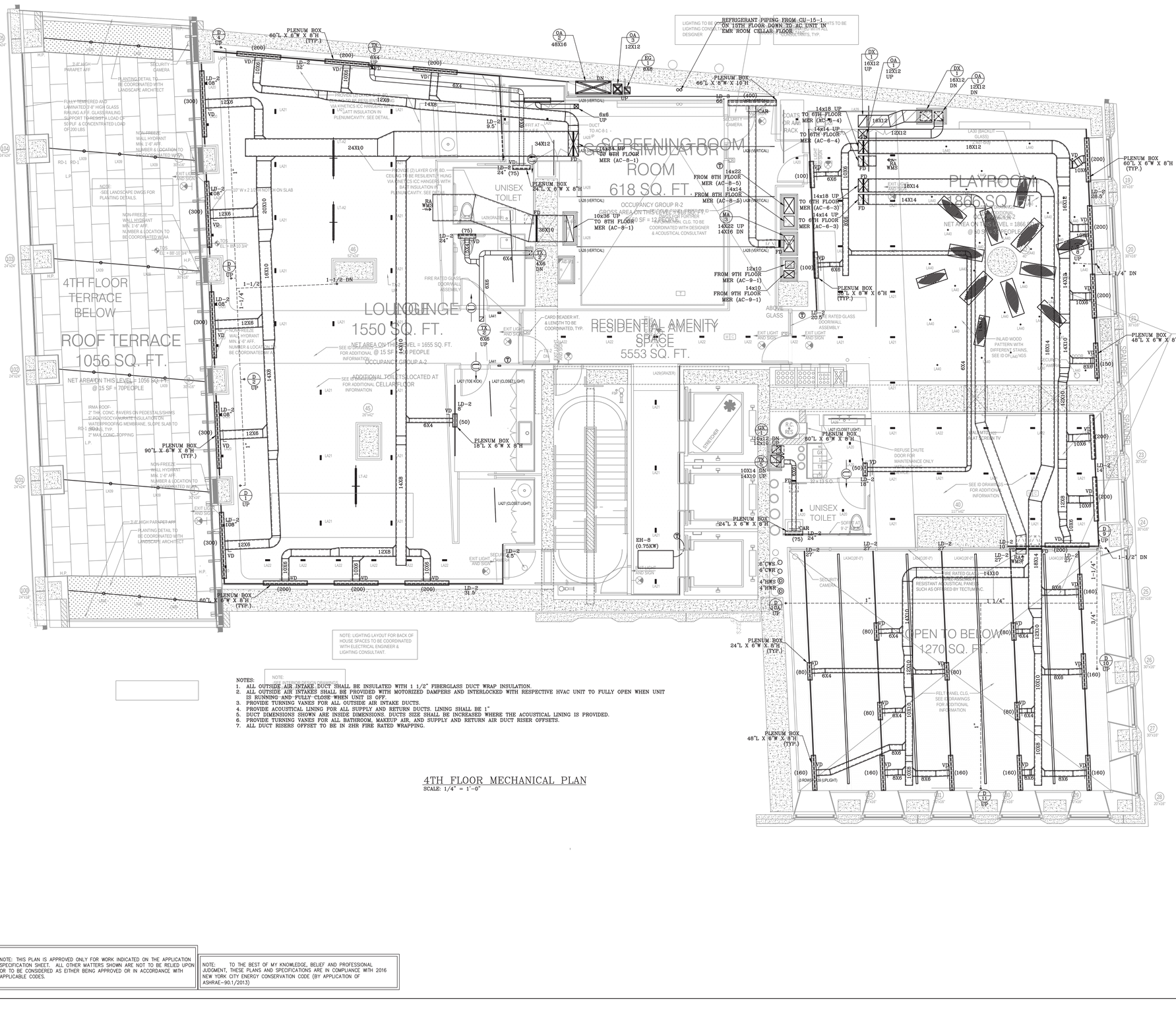

NOTES:
1. ALL OUTSIDE AIR INTAKE DUCT SHALL BE INSULATED WITH 1 1/2" FIBERGLASS DUCT WRAP INSULATION.
2. ALL OUTSIDE AIR INTAKES SHALL BE PROVIDED WITH MOTORIZED DAMPERS AND INTERLOCKED WITH RESPECTIVE HVAC UNIT TO FULLY OPEN WHEN UNIT IS RUNNING AND FULLY CLOSE WHEN UNIT IS OFF.
3. PROVIDE TURNING VANES FOR ALL OUTSIDE AIR INTAKE DUCTS.
4. PROVIDE ACOUSTICAL LINING FOR ALL SUPPLY AND RETURN DUCTS. LINING SHALL BE 1".
5. DUCT DIMENSIONS SHOWN ARE INSIDE DIMENSIONS. DUCTS SIZE SHALL BE INCREASED WHERE THE ACOUSTICAL LINING IS PROVIDED.
6. PROVIDE TURNING VANES FOR ALL BATHROOM, MAKEUP AIR, AND SUPPLY AND RETURN AIR DUCT RISER OFFSETS.
7. ALL DUCT RISERS OFFSET TO BE IN 2HR FIRE RATED WRAPPING.

4TH FLOOR MECHANICAL PLAN
SCALE: 1/4" = 1'-0"

NOTE: THIS PLAN IS APPROVED ONLY FOR WORK INDICATED ON THE APPLICATION SPECIFICATION SHEET. ALL OTHER MATTERS SHOWN ARE NOT TO BE RELIED UPON OR TO BE CONSIDERED AS EITHER BEING APPROVED OR IN ACCORDANCE WITH APPLICABLE CODES.

NOTE: TO THE BEST OF MY KNOWLEDGE, BELIEF AND PROFESSIONAL JUDGMENT, THESE PLANS AND SPECIFICATIONS ARE IN COMPLIANCE WITH 2016 NEW YORK CITY ENERGY CONSERVATION CODE (BY APPLICATION OF ASHRAE-90.1/2013)

ClaroGomez
APPROVED
Under Directive 1 of 1975
Date: 11/06/2017
NYC Development Hub

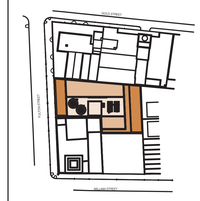

KEY PLAN

NOTES:

Number:	Date:	Revision:
16	09/22/2017	ISSUED TO DOB
15	06/14/2017	100% CD SUBMISSION Δ2
14	03/31/2017	91% CD SUBMISSION Δ1
13	03/16/2017	RE-SUBMISSION FOR EN COMMENTS
12	01/20/2017	90% CD SUBMISSION Δ1
11	01/13/2017	REVISED BUY SET
10	01/06/2017	RE-SUBMISSION FOR EN COMMENTS
9	12/22/2016	RE-SUBMISSION FOR EN COMMENTS
8	11/28/2016	RE-SUBMISSION FOR DOB FILING
7	11/11/2016	CORE & SHELL BUY SET
6	10/07/2016	CORE & SHELL BID SET
5	09/13/2016	PROGRESS SET FOR BUDGETING
4	07/06/2016	HLB FILING SET
3	06/20/2016	100% DD SET
2	05/02/2016	50% DD SET
1	04/11/2016	PRELIMINARY PRICING SET

Project:
130 WILLIAM STREET
130 WILLIAM STREET
NEW YORK, NY 10038

Client:
THE LIGHTSTONE GROUP
130 WILLIAM STREET PROPERTY OWNER LLC
460 PARK AVE, 13TH FLOOR
NEW YORK, NY 10022
(212) 616-9971

Architect:
HILL | WEST ARCHITECTS
11 BROADWAY
17TH FLOOR
NEW YORK, NY 10004
T. 212 213 8007

Creative Director
Adjaye Associates
415 Broadway, 3rd Fl.
New York, NY 10013
(212) 965-8477

Building Structure:
McNamara Salvia
62 West 45th Street, 11th Fl.
New York, NY 10036
(212) 246-9800

MEP Engineer:
Ventrop ECG, LLC
365 W 34th Street, 3rd Fl.
New York, NY 10001
(212) 244-5060

Exterior Facade Consultant:
Gilsanz Murray Steficek, LLP
129 West 27th Street, 5th Fl.
New York, NY 10001
(212) 254-0030

Landscape Architect:
Weintraub Diaz, LLC
19 New Street
Nyack, NY 10960
(845) 353-2500

Civil Engineer & Acoustic Consultant:
AKRF Engineering PC
440 Park Avenue South, 7th Fl.
New York, NY 10016
(646) 388-9829

IT & Security Consultant:
Anj Communications
133 Sunny Ridge Road
Harrison, New York 10528
(914) 967-1967

Pool Consultant:
Integrated Aquatics Engineering, Inc.
75 Shewell Ave
Doylestown, PA 18901
(215) 230-8623

Elevator Consultant:
Jenkins and Huntington
1251 Avenue of the Americas
New York, NY 10020
(212)-696-1818

DOB STAMPS & SIGNATURES:

DWG TITLE:
4TH FLOOR
MECHANICAL PLAN
NB#121192903

SEAL & SIGNATURE:
STATE OF NEW YORK · HAN-DON WONG · 090187 · LICENSED PROFESSIONAL ENGINEER

DATE: 11/19/15
PROJECT #: 2015-527
SCALE: AS NOTED
DWG NO.: M-107.00

DEPT OF BLDGS 121192903 Job Number
E534271967F Scan Code

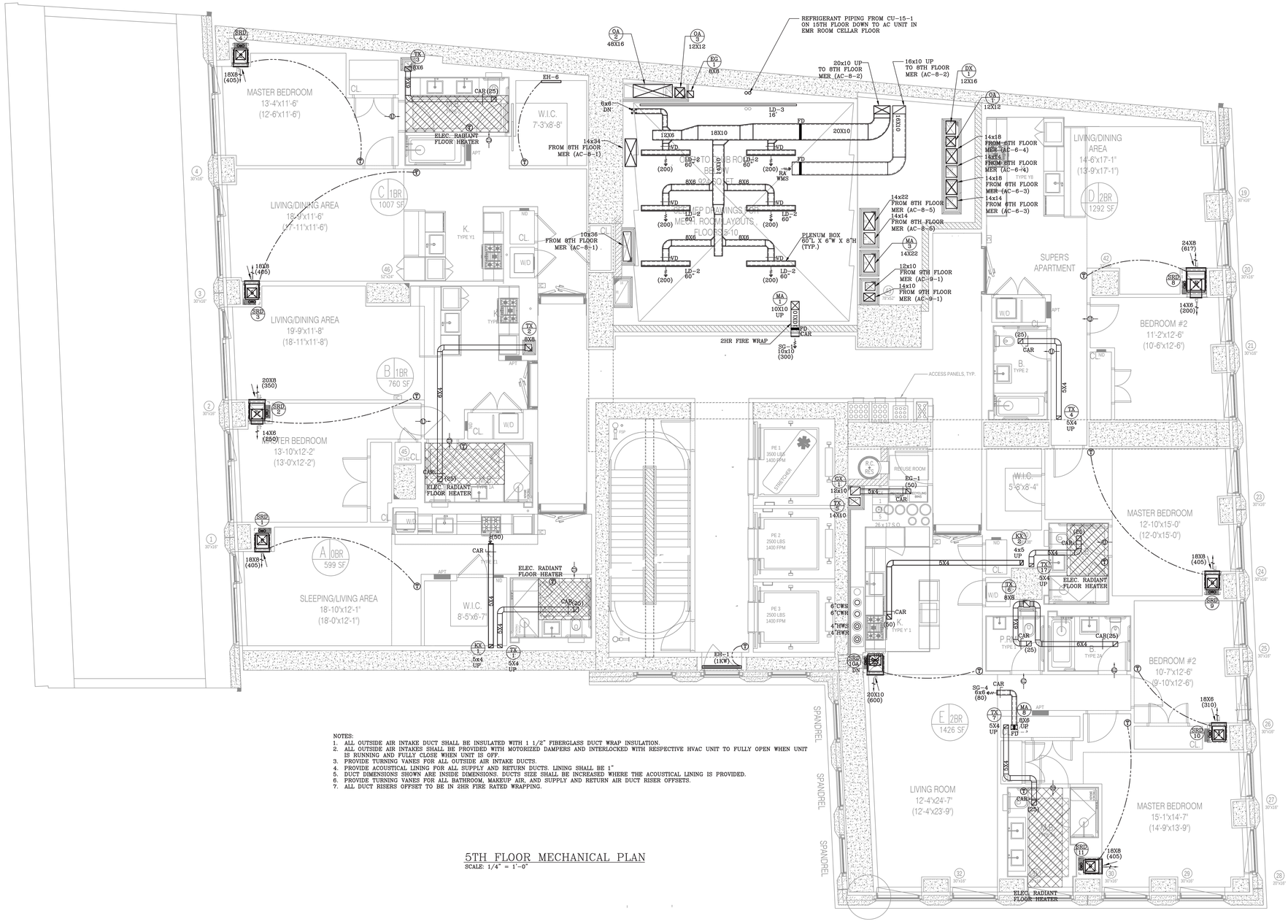

NOTES:
1. ALL OUTSIDE AIR INTAKE DUCT SHALL BE INSULATED WITH 1 1/2" FIBERGLASS DUCT WRAP INSULATION.
2. ALL OUTSIDE AIR INTAKES SHALL BE PROVIDED WITH MOTORIZED DAMPERS AND INTERLOCKED WITH RESPECTIVE HVAC UNIT TO FULLY OPEN WHEN UNIT IS RUNNING AND FULLY CLOSE WHEN UNIT IS OFF.
3. PROVIDE TURNING VANES FOR ALL OUTSIDE AIR INTAKE DUCTS.
4. PROVIDE ACOUSTICAL LINING FOR ALL SUPPLY AND RETURN DUCTS. LINING SHALL BE 1"
5. DUCT DIMENSIONS SHOWN ARE INSIDE DIMENSIONS. DUCTS SIZE SHALL BE INCREASED WHERE THE ACOUSTICAL LINING IS PROVIDED.
6. PROVIDE TURNING VANES FOR ALL BATHROOM, MAKEUP AIR, AND SUPPLY AND RETURN AIR DUCT RISER OFFSETS.
7. ALL DUCT RISERS OFFSET TO BE IN 2HR FIRE RATED WRAPPING.

5TH FLOOR MECHANICAL PLAN
SCALE: 1/4" = 1'-0"

NOTE: THIS PLAN IS APPROVED ONLY FOR WORK INDICATED ON THE APPLICATION SPECIFICATION SHEET. ALL OTHER MATTERS SHOWN ARE NOT TO BE RELIED UPON OR TO BE CONSIDERED AS EITHER BEING APPROVED OR IN ACCORDANCE WITH APPLICABLE CODES.

NOTE: TO THE BEST OF MY KNOWLEDGE, BELIEF AND PROFESSIONAL JUDGMENT, THESE PLANS AND SPECIFICATIONS ARE IN COMPLIANCE WITH 2016 NEW YORK CITY ENERGY CONSERVATION CODE (BY APPLICATION OF ASHRAE-90.1/2013)

Clara Gomez
Buildings
APPROVED
Under Directive 2 of 1975
Date: 11/06/2017
NYC Development Hub

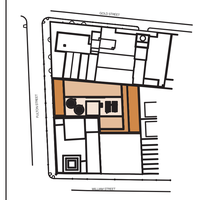

KEY PLAN

NOTES:

Number:	Date:	Revision:
16	09/22/2017	ISSUED TO DOB
15	06/14/2017	100% CD SUBMISSION
14	03/31/2017	91% CD SUBMISSION
13	03/16/2017	RE-SUBMISSION FOR EN COMMENTS
12	01/20/2017	80% CD SUBMISSION
11	01/13/2017	REVISED BUY SET
10	01/06/2017	RE-SUBMISSION FOR EN COMMENTS
9	10/22/2016	RE-SUBMISSION FOR EN COMMENTS
8	11/28/2016	RE-SUBMISSION FOR DOB FILING
7	11/11/2016	CORE & SHELL BUY SET
6	10/07/2016	CORE & SHELL BID SET
5	09/13/2016	PROGRESS SET FOR BUDGETING
4	07/06/2016	HLB FILING SET
3	06/20/2016	100% DD SET
2	05/02/2016	50% DD SET
1	04/11/2016	PRELIMINARY PRICING SET

Project:
130 WILLIAM STREET
130 WILLIAM STREET
NEW YORK, NY 10038

Client:
THE LIGHTSTONE GROUP
130 WILLIAM STREET PROPERTY OWNER LLC
460 PARK AVE, 13TH FLOOR
NEW YORK, NY 10022
(212) 616-9971

Architect:
HILL | WEST ARCHITECTS
11 BROADWAY
17TH FLOOR
NEW YORK, NY 10004
T. 212 213 8007

Creative Director
Adjaye Associates
415 Broadway, 3rd Fl.
New York, NY 10013
(212) 965-8477

Building Structures:
McNamara Salvia
62 West 45th Street, 11th Fl.
New York, NY 10036
(212) 246-9800

MEP Engineer:
Ventrop ECG, LLC
355 W 34th Street, 3rd Fl.
New York, NY 10001
(212) 244-5060

Exterior Facade Consultant:
Gilsanz Murray Steficek, LLP
129 West 27th Street, 5th Fl.
New York, NY 10001
(212) 254-0030

Landscape Architect:
Weintraub Diaz, LLC
19 New Street
Nyack, NY 10960
(845) 353-2500

Civil Engineer & Acoustic Consultant:
AKRF Engineering PC
440 Park Avenue South, 7th Fl.
New York, NY 10016
(646) 388-9829

IT & Security Consultant:
Anj Communications
133 Sunny Ridge Road
Harrison, New York 10528
(914) 967-1967

Pool Consultant:
Integrated Aquatics Engineering, Inc.
75 Shewell Ave
Doylestown, PA 18901
(215) 230-8623

Elevator Consultant:
Jenkins and Huntington
1251 Avenue of the Americas
New York, NY 10020
(212) 696-1818

DOB STAMPS & SIGNATURES:

DWG TITLE:
5TH FLOOR
MECHANICAL PLAN

NB#121192903

SEAL & SIGNATURE:
STATE OF NEW YORK · WILSON WONG · 036197 · LICENSED PROFESSIONAL ENGINEER

DATE: 11/19/15
PROJECT #: 2015-527
SCALE: AS NOTED
DWG NO: M-108.00

DEPT OF BLDGS 121192903 Job Number

ES924925539 Scan Code

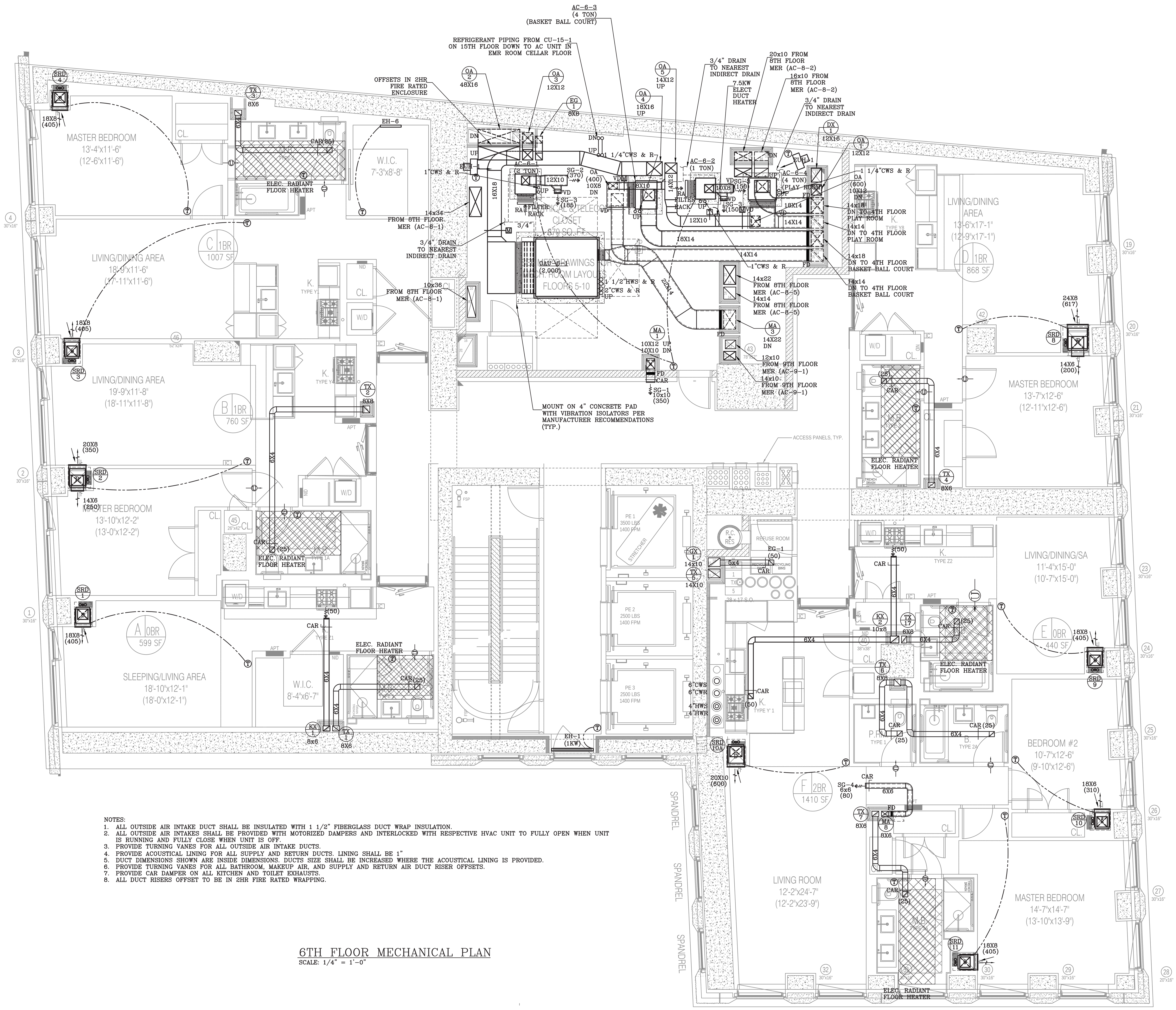

NOTES:
1. ALL OUTSIDE AIR INTAKE DUCT SHALL BE INSULATED WITH 1 1/2" FIBERGLASS DUCT WRAP INSULATION.
2. ALL OUTSIDE AIR INTAKES SHALL BE PROVIDED WITH MOTORIZED DAMPERS AND INTERLOCKED WITH RESPECTIVE HVAC UNIT TO FULLY OPEN WHEN UNIT IS RUNNING AND FULLY CLOSE WHEN UNIT IS OFF.
3. PROVIDE TURNING VANES FOR ALL OUTSIDE AIR INTAKE DUCTS.
4. PROVIDE ACOUSTICAL LINING FOR ALL SUPPLY AND RETURN DUCTS. LINING SHALL BE 1"
5. DUCT DIMENSIONS SHOWN ARE INSIDE DIMENSIONS. DUCTS SIZE SHALL BE INCREASED WHERE THE ACOUSTICAL LINING IS PROVIDED.
6. PROVIDE TURNING VANES FOR ALL BATHROOM, MAKEUP AIR, AND SUPPLY AND RETURN AIR DUCT RISER OFFSETS.
7. PROVIDE CAR DAMPER ON ALL KITCHEN AND TOILET EXHAUSTS.
8. ALL DUCT RISERS OFFSET TO BE IN 2HR FIRE RATED WRAPPING.

6TH FLOOR MECHANICAL PLAN

SCALE: 1/4" = 1'-0"

NOTE: THIS PLAN IS APPROVED ONLY FOR WORK INDICATED ON THE APPLICATION SPECIFICATION SHEET. ALL OTHER MATTERS SHOWN ARE NOT TO BE RELIED UPON OR TO BE CONSIDERED AS EITHER BEING APPROVED OR IN ACCORDANCE WITH APPLICABLE CODES.

NOTE: TO THE BEST OF MY KNOWLEDGE, BELIEF AND PROFESSIONAL JUDGMENT, THESE PLANS AND SPECIFICATIONS ARE IN COMPLIANCE WITH 2016 NEW YORK CITY ENERGY CONSERVATION CODE (BY APPLICATION OF ASHRAE-90.1/2013)

Clara Gomez
APPROVED
Under Directive 2 of 1975
Date: 11/06/2017
NYC Development Hub

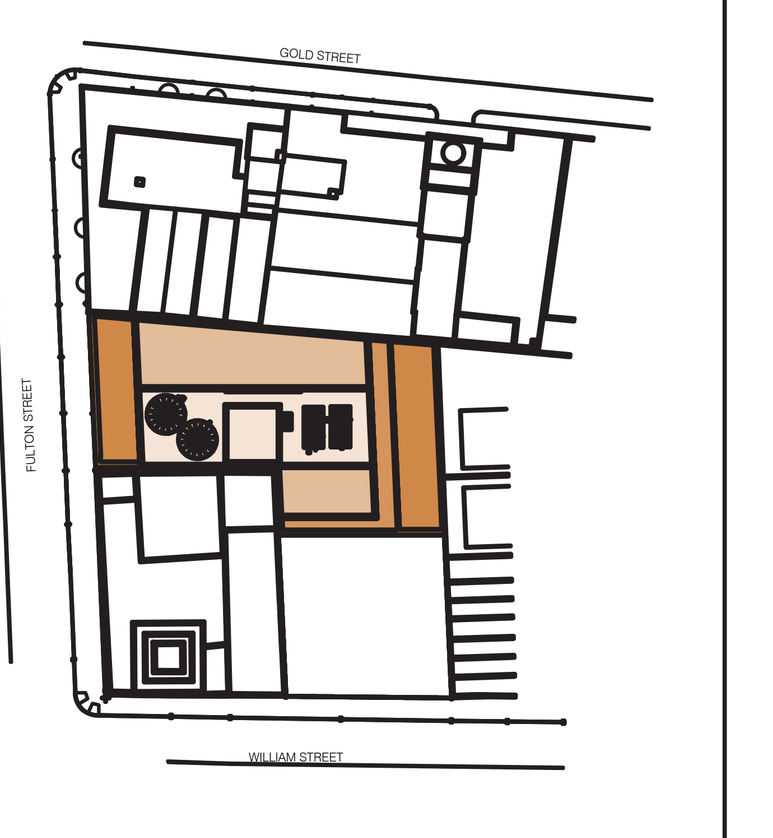

KEY PLAN

NOTES:

Number:	Date:	Revision:
16	09/22/2017	ISSUED TO DOB
15	06/14/2017	100% CD SUBMISSION (3)
14	03/31/2017	95% CD SUBMISSION (2)
13	02/16/2017	RE-SUBMISSION FOR EN COMMENTS
12	01/20/2017	80% CD SUBMISSION (1)
11	01/13/2017	REVISED BUY SET
10	01/06/2017	RE-SUBMISSION FOR EN COMMENTS
9	12/22/2016	RE-SUBMISSION FOR EN COMMENTS
8	11/28/2016	RE-SUBMISSION FOR DOB FILING
7	11/11/2016	CORE & SHELL BUY SET
6	10/07/2016	CORE & SHELL BID SET
5	09/15/2016	PROGRESS SET FOR BUDGETING
4	07/06/2016	HUB FILING SET
3	06/20/2016	100% DD SET
2	05/02/2016	50% DD SET
1	04/11/2016	PRELIMINARY PRICING SET

Project:
130 WILLIAM STREET
130 WILLIAM STREET
NEW YORK, NY 10038

Client:
THE LIGHTSTONE GROUP
130 WILLIAM STREET PROPERTY OWNER LLC
460 PARK AVE, 13TH FLOOR
NEW YORK, NY 10022
(212) 616-9971

Architect:
HILL | WEST ARCHITECTS
11 BROADWAY
17TH FLOOR
NEW YORK, NY 10004
T. 212 213 8007

Creative Director
Adjaye Associates
415 Broadway, 3rd Fl.
New York, NY 10013
(212) 965-8477

Building Structures:
McNamara Salvia
62 West 45th Street, 11th Fl.
New York, NY 10036
(212) 246-9800

MEP Engineer:
Ventrop ECG, LLC
365 W 34th Street, 3rd Fl.
New York, NY 10001
(212) 244-5060

Exterior Facade Consultant:
Gilsanz Murray Steficek, LLP
129 West 27th Street, 5th Fl.
New York, NY 10001
(212) 254-0030

Landscape Architect:
Weintraub Diaz, LLC
19 New Street
Nyack, NY 10960
(845) 353-2500

Civil Engineer & Acoustic Consultant:
AKRF Engineering PC
440 Park Avenue South, 7th Fl.
New York, NY 10016
(646) 388-9829

IT & Security Consultant:
Anj Communications
133 Sunny Ridge Road
Harrison, New York 10528
(914) 967-1967

Pool Consultant:
Integrated Aquatics Engineering, Inc.
75 Shewell Ave
Doylestown, PA 18901
(215) 230-8623

Elevator Consultant:
Jenkins and Huntington
1251 Avenue of the Americas
New York, NY 10020
(212)-696-1818

DOB STAMPS & SIGNATURES:

DWG TITLE:
6TH FLOOR
MECHANICAL PLAN
NB#121192903

SEAL & SIGNATURE:
STATE OF NEW YORK · WAILOON WONG · 095187 · LICENSED PROFESSIONAL ENGINEER

DATE: 11/19/15
PROJECT #: 2015-527
SCALE: AS NOTED
M-109.00
DWG NO.

DEPT OF BLDGS 121192903 Job Number
E3195031139 Scan Code

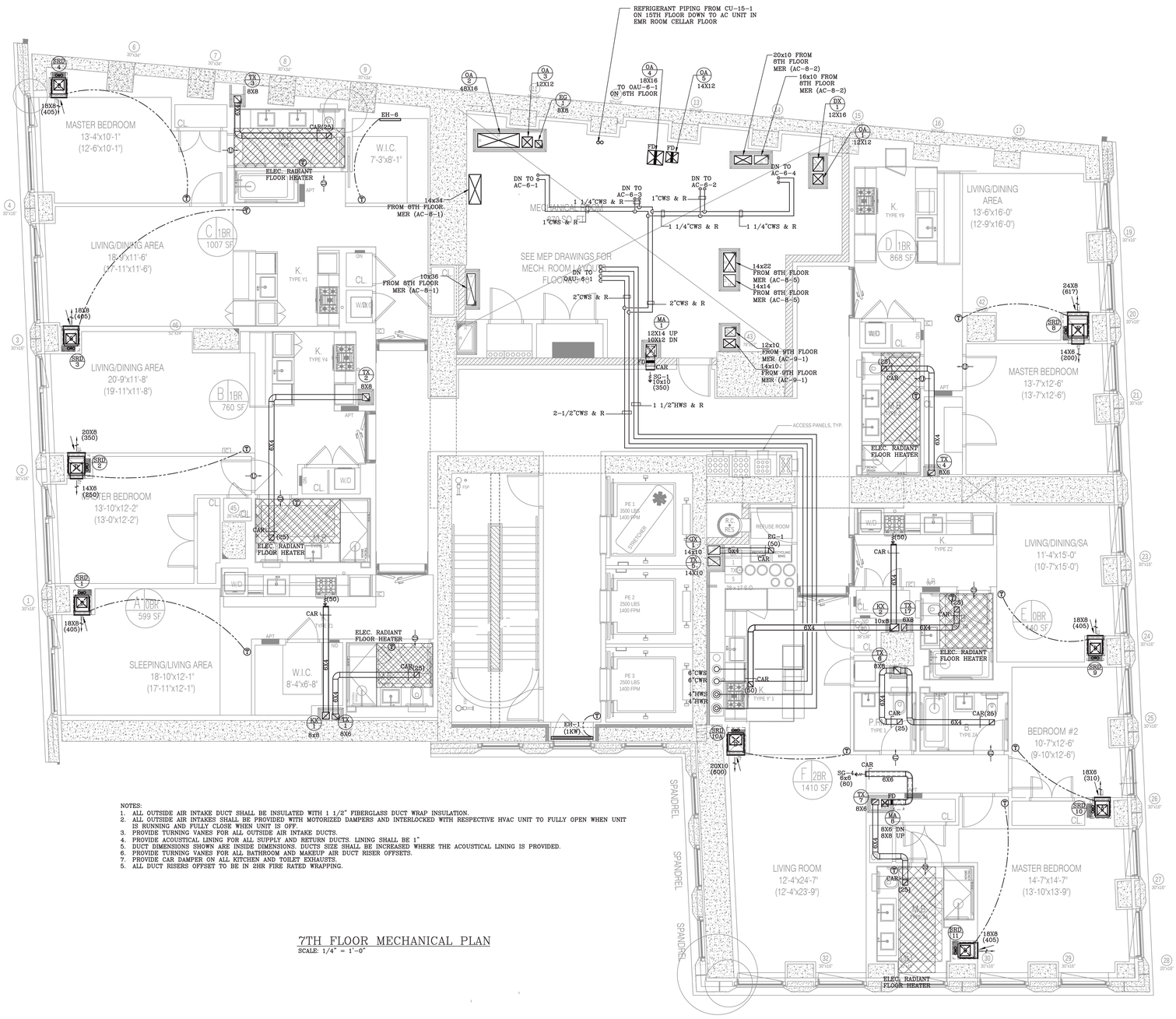

NOTES:
1. ALL OUTSIDE AIR INTAKE DUCT SHALL BE INSULATED WITH 1 1/2" FIBERGLASS DUCT WRAP INSULATION.
2. ALL OUTSIDE AIR INTAKES SHALL BE PROVIDED WITH MOTORIZED DAMPERS AND INTERLOCKED WITH RESPECTIVE HVAC UNIT TO FULLY OPEN WHEN UNIT IS RUNNING AND FULLY CLOSE WHEN UNIT IS OFF.
3. PROVIDE TURNING VANES FOR ALL OUTSIDE AIR INTAKE DUCTS.
4. PROVIDE ACOUSTICAL LINING FOR ALL SUPPLY AND RETURN DUCTS. LINING SHALL BE 1"
5. DUCT DIMENSIONS SHOWN ARE INSIDE DIMENSIONS. DUCTS SIZE SHALL BE INCREASED WHERE THE ACOUSTICAL LINING IS PROVIDED.
6. PROVIDE TURNING VANES FOR ALL BATHROOM AND MAKEUP AIR DUCT RISER OFFSETS.
7. PROVIDE CAR DAMPER ON ALL KITCHEN AND TOILET EXHAUSTS.
5. ALL DUCT RISERS OFFSET TO BE IN 2HR FIRE RATED WRAPPING.

7TH FLOOR MECHANICAL PLAN
SCALE: 1/4" = 1'-0"

NOTE: THIS PLAN IS APPROVED ONLY FOR WORK INDICATED ON THE APPLICATION SPECIFICATION SHEET. ALL OTHER MATTERS SHOWN ARE NOT TO BE RELIED UPON OR TO BE CONSIDERED AS EITHER BEING APPROVED OR IN ACCORDANCE WITH APPLICABLE CODES.

NOTE: TO THE BEST OF MY KNOWLEDGE, BELIEF AND PROFESSIONAL JUDGMENT, THESE PLANS AND SPECIFICATIONS ARE IN COMPLIANCE WITH 2016 NEW YORK CITY ENERGY CONSERVATION CODE (BY APPLICATION OF ASHRAE-90.1/2013)

Clara Gomez
Buildings
APPROVED
Under Directive 2 of 1975
Date: 11/06/2017
NYC Development Hub

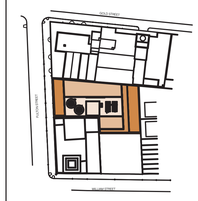

KEY PLAN

NOTES:

Number:	Date:	Revision:
16	09/22/2017	ISSUED TO DOB
15	06/14/2017	100% CD SUBMISSION Δ2
14	03/31/2017	91% CD SUBMISSION
13	03/16/2017	RE-SUBMISSION FOR EN COMMENTS Δ2
12	01/20/2017	80% CD SUBMISSION Δ1
11	01/13/2017	REVISED BUY SET
10	01/06/2017	RE-SUBMISSION FOR EN COMMENTS
9	12/22/2016	RE-SUBMISSION FOR EN COMMENTS
8	11/28/2016	RE-SUBMISSION FOR DOB FILING
7	11/11/2016	CORE & SHELL BUY SET
6	10/07/2016	CORE & SHELL BID SET
5	09/13/2016	PROGRESS SET FOR BUDGETING
4	07/06/2016	HLB FILING SET
3	06/20/2016	100% DD SET
2	05/02/2016	50% DD SET
1	04/11/2016	PRELIMINARY PRICING SET

Project:
130 WILLIAM STREET
130 WILLIAM STREET
NEW YORK, NY 10038

Client:
THE LIGHTSTONE GROUP
130 WILLIAM STREET PROPERTY OWNER LLC
460 PARK AVE, 13TH FLOOR
NEW YORK, NY 10022
(212) 616-9971

Architect:
HILL | WEST ARCHITECTS
11 BROADWAY
17TH FLOOR
NEW YORK, NY 10004
T. 212 213 8007

Creative Director
Adjaye Associates
415 Broadway, 3rd Fl.
New York, NY 10013
(212) 965-8477

Building Structures:
McNamara Salvia
62 West 45th Street, 11th Fl.
New York, NY 10036
(212) 246-9800

MEP Engineer:
Ventrop ECG, LLC
355 W 34th Street, 3rd Fl.
New York, NY 10001
(212) 244-5060

Exterior Facade Consultant:
Gilsanz Murray Steficek, LLP
129 West 27th Street, 5th Fl.
New York, NY 10001
(212) 254-0030

Landscape Architect:
Weintraub Diaz, LLC
19 New Street
Nyack, NY 10960
(845) 353-2500

Civil Engineer & Acoustic Consultant:
AKRF Engineering PC
440 Park Avenue South, 7th Fl.
New York, NY 10016
(646) 388-9929

IT & Security Consultant:
Anj Communications
133 Sunny Ridge Road
Harrison, New York 10528
(914) 967-1967

Pool Consultant:
Integrated Aquatics Engineering, Inc.
75 Shewell Ave
Doylestown, PA 18901
(215) 230-8623

Elevator Consultant:
Jenkins and Huntington
1251 Avenue of the Americas
New York, NY 10020
(212)-696-1818

DOB STAMPS & SIGNATURES:

DWG TITLE:
7TH FLOOR
MECHANICAL PLAN

NB#121192903

SEAL & SIGNATURE:
STATE OF NEW YORK WILSON WONG LICENSED PROFESSIONAL ENGINEER

DATE:	11/19/15
PROJECT #:	2015-527
SCALE:	AS NOTED
DWG NO.:	M-110.00

DEPT OF BLDGS 121192903 Job Number
E320743087A1 Scan Code

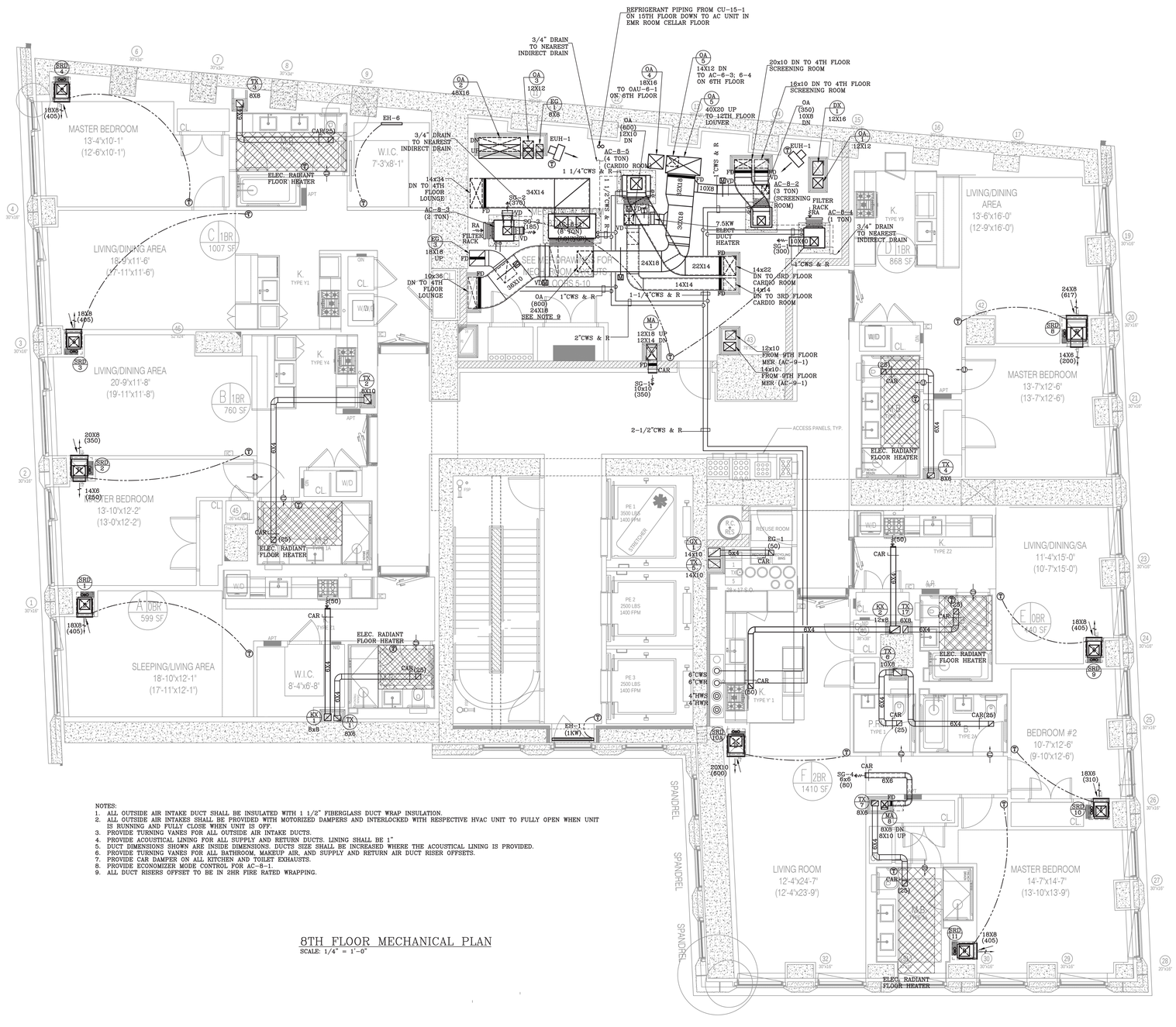

NOTES:
1. ALL OUTSIDE AIR INTAKE DUCT SHALL BE INSULATED WITH 1 1/2" FIBERGLASS DUCT WRAP INSULATION.
2. ALL OUTSIDE AIR INTAKES SHALL BE PROVIDED WITH MOTORIZED DAMPERS AND INTERLOCKED WITH RESPECTIVE HVAC UNIT TO FULLY OPEN WHEN UNIT IS RUNNING AND FULLY CLOSE WHEN UNIT IS OFF.
3. PROVIDE TURNING VANES FOR ALL OUTSIDE AIR INTAKE DUCTS.
4. PROVIDE ACOUSTICAL LINING FOR ALL SUPPLY AND RETURN DUCTS. LINING SHALL BE 1"
5. DUCT DIMENSIONS SHOWN ARE INSIDE DIMENSIONS. DUCTS SIZE SHALL BE INCREASED WHERE THE ACOUSTICAL LINING IS PROVIDED.
6. PROVIDE TURNING VANES FOR ALL BATHROOM, MAKEUP AIR, AND SUPPLY AND RETURN AIR DUCT RISER OFFSETS.
7. PROVIDE CAR DAMPER ON ALL KITCHEN AND TOILET EXHAUSTS.
8. PROVIDE ECONOMIZER MODE CONTROL FOR AC-8-1.
9. ALL DUCT RISERS OFFSET TO BE IN 2HR FIRE RATED WRAPPING.

8TH FLOOR MECHANICAL PLAN
SCALE: 1/4" = 1'-0"

NOTE: THIS PLAN IS APPROVED ONLY FOR WORK INDICATED ON THE APPLICATION SPECIFICATION SHEET. ALL OTHER MATTERS SHOWN ARE NOT TO BE RELIED UPON OR TO BE CONSIDERED AS EITHER BEING APPROVED OR IN ACCORDANCE WITH APPLICABLE CODES.

NOTE: TO THE BEST OF MY KNOWLEDGE, BELIEF AND PROFESSIONAL JUDGMENT, THESE PLANS AND SPECIFICATIONS ARE IN COMPLIANCE WITH 2016 NEW YORK CITY ENERGY CONSERVATION CODE (BY APPLICATION OF ASHRAE-90.1/2013)

Clara Gomez
Buildings
APPROVED
Under Directive 1 of 1975
Date: 11/06/2017
NYC Development Hub

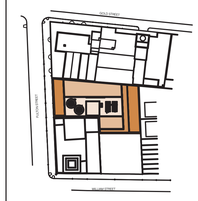

KEY PLAN

NOTES:

Number:	Date:	Revision:
16	09/22/2017	ISSUED TO DOB
15	06/14/2017	100% CD SUBMISSION
14	03/31/2017	91% CD SUBMISSION
13	03/16/2017	RE-SUBMISSION FOR EN COMMENTS
12	01/20/2017	80% CD SUBMISSION
11	01/13/2017	REVISED BUY SET
10	01/06/2017	RE-SUBMISSION FOR EN COMMENTS
9	12/22/2016	RE-SUBMISSION FOR EN COMMENTS
8	11/28/2016	RE-SUBMISSION FOR DOB FILING
7	11/11/2016	CORE & SHELL BUY SET
6	10/07/2016	CORE & SHELL BID SET
5	09/13/2016	PROGRESS SET FOR BUDGETING
4	07/06/2016	HLB FILING SET
3	06/20/2016	100% DD SET
2	05/02/2016	50% DD SET
1	04/11/2016	PRELIMINARY PRICING SET

Project:
130 WILLIAM STREET
130 WILLIAM STREET
NEW YORK, NY 10038

Client:
THE LIGHTSTONE GROUP
130 WILLIAM STREET PROPERTY OWNER LLC
460 PARK AVE, 13TH FLOOR
NEW YORK, NY 10022
(212) 616-9971

Architect:
HILL | WEST ARCHITECTS
11 BROADWAY
17TH FLOOR
NEW YORK, NY 10004
T. 212 213 8007

Creative Director
Adjaye Associates
415 Broadway, 3rd Fl.
New York, NY 10013
(212) 965-8477

Building Structure:
McNamara Salvia
62 West 45th Street, 11th Fl.
New York, NY 10036
(212) 246-9800

MEP Engineer:
Ventrop ECG, LLC
365 W 34th Street, 3rd Fl.
New York, NY 10001
(212) 244-5060

Exterior Facade Consultant:
Gilsanz Murray Steficek, LLP
129 West 27th Street, 5th Fl.
New York, NY 10001
(212) 254-0030

Landscape Architect:
Weintraub Diaz, LLC
19 New Street
Nyack, NY 10960
(845) 353-2500

Civil Engineer & Acoustic Consultant:
AKRF Engineering PC
440 Park Avenue South, 7th Fl.
New York, NY 10016
(646) 388-9829

IT & Security Consultant:
Anj Communications
133 Sunny Ridge Road
Harrison, New York 10528
(914) 967-1967

Pool Consultant:
Integrated Aquatics Engineering, Inc.
75 Shewell Ave
Doylestown, PA 18901
(215) 230-8623

Elevator Consultant:
Jenkins and Huntington
1251 Avenue of the Americas
New York, NY 10020
(212)-696-1818

DOB STAMPS & SIGNATURES:

DWG TITLE:
8TH FLOOR
MECHANICAL PLAN
NB#121192903

SEAL & SIGNATURE:
STATE OF NEW YORK · MALCOLM WONG · 087187 · LICENSED PROFESSIONAL ENGINEER

DATE:	11/19/15
PROJECT #:	2015-827
SCALE:	AS NOTED
DWG NO:	M-111.00

DEPT OF BLDGS 121192903 Job Number
B3799757853 Scan Code

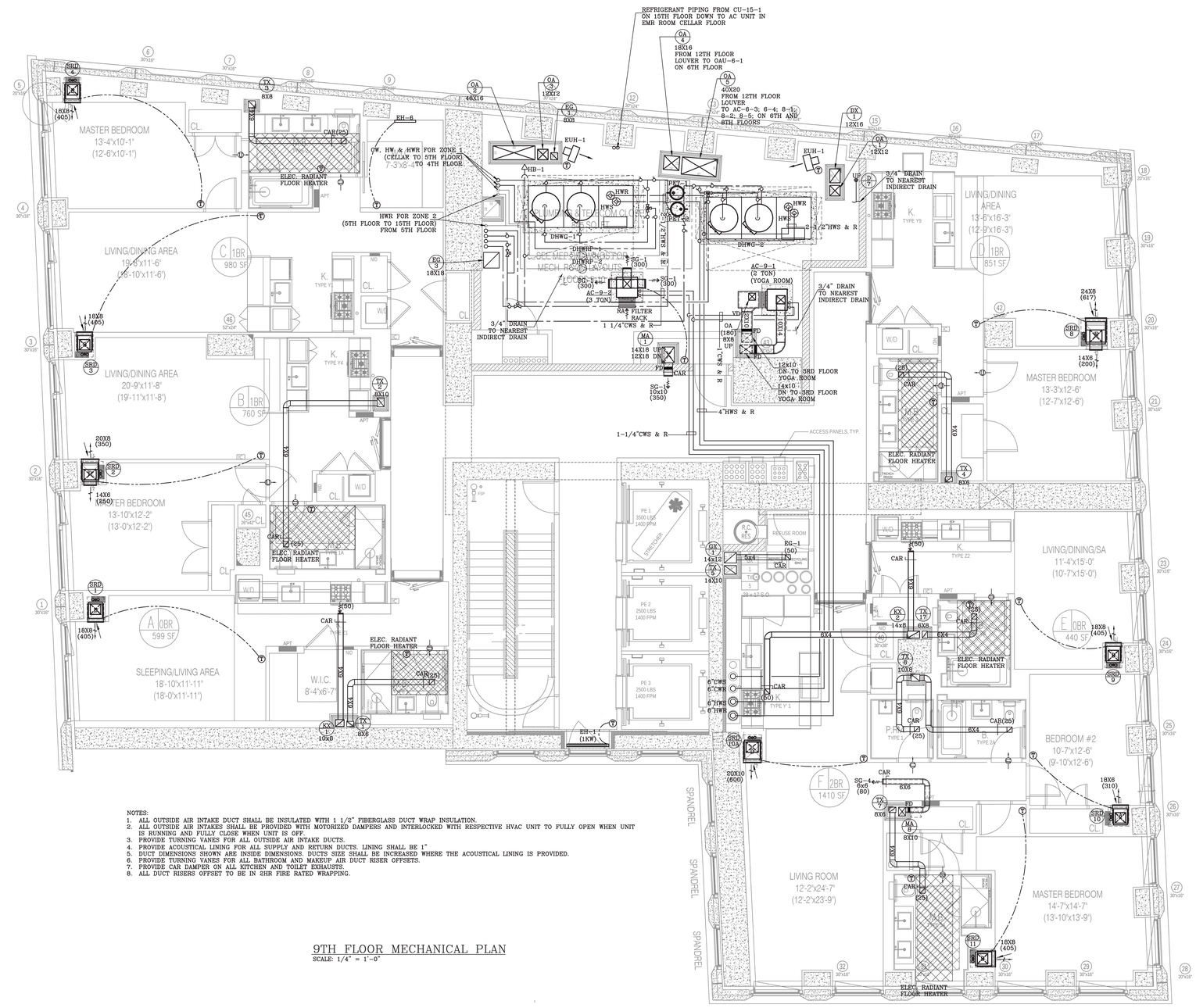

NOTES:
1. ALL OUTSIDE AIR INTAKE DUCT SHALL BE INSULATED WITH 1 1/2" FIBERGLASS DUCT WRAP INSULATION.
2. ALL OUTSIDE AIR INTAKES SHALL BE PROVIDED WITH MOTORIZED DAMPERS AND INTERLOCKED WITH RESPECTIVE HVAC UNIT TO FULLY OPEN WHEN UNIT IS RUNNING AND FULLY CLOSE WHEN UNIT IS OFF.
3. PROVIDE TURNING VANES FOR ALL OUTSIDE AIR INTAKE DUCTS.
4. PROVIDE ACOUSTICAL LINING FOR ALL SUPPLY AND RETURN DUCTS. LINING SHALL BE 1"
5. DUCT DIMENSIONS SHOWN ARE INSIDE DIMENSIONS. DUCTS SIZE SHALL BE INCREASED WHERE THE ACOUSTICAL LINING IS PROVIDED.
6. PROVIDE TURNING VANES FOR ALL BATHROOM AND MAKEUP AIR DUCT RISER OFFSETS.
7. PROVIDE CAR DAMPER ON ALL KITCHEN AND TOILET EXHAUSTS.
8. ALL DUCT RISERS OFFSET TO BE IN 2HR FIRE RATED WRAPPING.

9TH FLOOR MECHANICAL PLAN
SCALE: 1/4" = 1'-0"

NOTE: THIS PLAN IS APPROVED ONLY FOR WORK INDICATED ON THE APPLICATION SPECIFICATION SHEET. ALL OTHER MATTERS SHOWN ARE NOT TO BE RELIED UPON OR TO BE CONSIDERED AS EITHER BEING APPROVED OR IN ACCORDANCE WITH APPLICABLE CODES.

NOTE: TO THE BEST OF MY KNOWLEDGE, BELIEF AND PROFESSIONAL JUDGMENT, THESE PLANS AND SPECIFICATIONS ARE IN COMPLIANCE WITH 2016 NEW YORK CITY ENERGY CONSERVATION CODE (BY APPLICATION OF ASHRAE-90.1/2013)

Clara Gomez
Buildings
APPROVED
Under Directive 1 of 1975
Date: 11/06/2017
NYC Development Hub

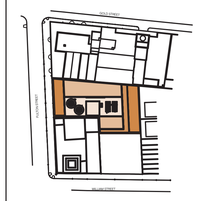

KEY PLAN

NOTES:

Number:	Date:	Revision:
16	09/22/2017	ISSUED TO DOB
15	06/14/2017	100% CD SUBMISSION Δ2
14	03/31/2017	91% CD SUBMISSION Δ2
13	03/16/2017	RE-SUBMISSION FOR EN COMMENTS
12	01/20/2017	80% CD SUBMISSION Δ1
11	01/13/2017	REVISED BUY SET
10	01/06/2017	RE-SUBMISSION FOR EN COMMENTS
9	12/22/2016	RE-SUBMISSION FOR EN COMMENTS
8	11/28/2016	RE-SUBMISSION FOR DOB FILING
7	11/11/2016	CORE & SHELL BUY SET
6	10/07/2016	CORE & SHELL BID SET
5	09/13/2016	PROGRESS SET FOR BUDGETING
4	07/06/2016	HLB FILING SET
3	06/20/2016	100% DD SET
2	05/02/2016	50% DD SET
1	04/11/2016	PRELIMINARY PRICING SET

Project:
130 WILLIAM STREET
130 WILLIAM STREET
NEW YORK, NY 10038

Client:
THE LIGHTSTONE GROUP
130 WILLIAM STREET PROPERTY OWNER LLC
460 PARK AVE, 13TH FLOOR
NEW YORK, NY 10022
(212) 616-9971

Architect:
HILL | WEST ARCHITECTS
11 BROADWAY
17TH FLOOR
NEW YORK, NY 10004
T. 212 213 8007

Creative Director
Adjaye Associates
415 Broadway, 3rd Fl.
New York, NY 10013
(212) 965-8477

Building Structure:
McNamara Salvia
62 West 45th Street, 11th Fl.
New York, NY 10036
(212) 246-9800

MEP Engineer:
Ventrop ECG, LLC
365 W 34th Street, 3rd Fl.
New York, NY 10001
(212) 244-5060

Exterior Facade Consultant:
Gilsanz Murray Steficek, LLP
129 West 27th Street, 5th Fl.
New York, NY 10001
(212) 254-0030

Landscape Architect:
Weintraub Diaz, LLC
19 New Street
Nyack, NY 10960
(845) 353-2500

Civil Engineer & Acoustic Consultant:
AKRF Engineering PC
440 Park Avenue South, 7th Fl.
New York, NY 10016
(646) 388-9829

IT & Security Consultant:
Anj Communications
133 Sunny Ridge Road
Harrison, New York 10528
(914) 967-1967

Pool Consultant:
Integrated Aquatics Engineering, Inc.
75 Shewell Ave
Doylestown, PA 18901
(215) 230-8623

Elevator Consultant:
Jenkins and Huntington
1251 Avenue of the Americas
New York, NY 10020
(212)-696-1818

DOB STAMPS & SIGNATURES:

DWG TITLE:
9TH FLOOR
MECHANICAL PLAN
NB#121192903

SEAL & SIGNATURE:
STATE OF NEW YORK · HALDON WONG · LICENSED PROFESSIONAL ENGINEER

DATE: 11/19/15
PROJECT #: 2015-827
SCALE: AS NOTED
DWG NO: M-112.00

DEPT OF BLDGS 121192903 Job Number
E396957402X9 Scan Code

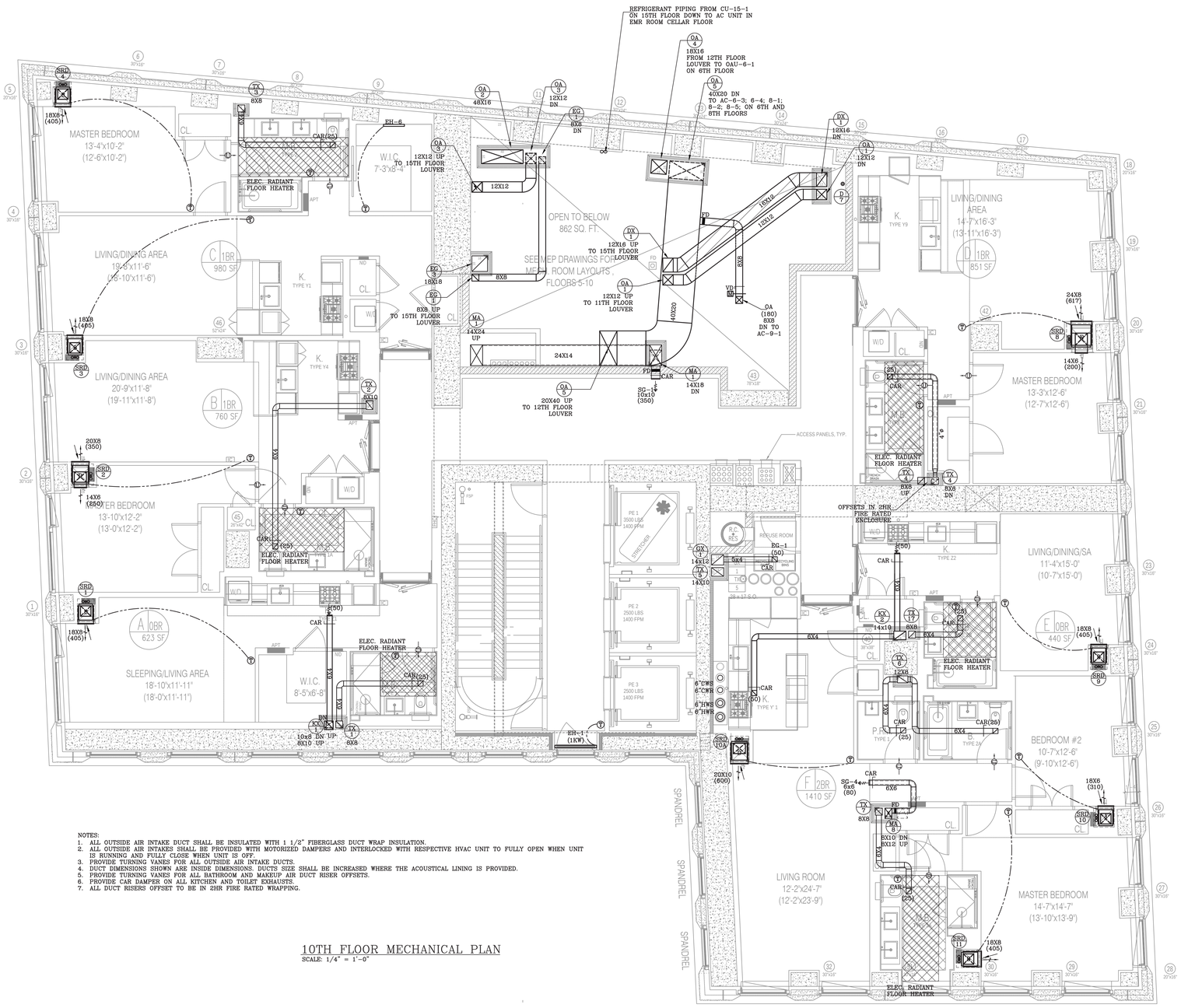

NOTES:
1. ALL OUTSIDE AIR INTAKE DUCT SHALL BE INSULATED WITH 1 1/2" FIBERGLASS DUCT WRAP INSULATION.
2. ALL OUTSIDE AIR INTAKES SHALL BE PROVIDED WITH MOTORIZED DAMPERS AND INTERLOCKED WITH RESPECTIVE HVAC UNIT TO FULLY OPEN WHEN UNIT IS RUNNING AND FULLY CLOSE WHEN UNIT IS OFF.
3. PROVIDE TURNING VANES FOR ALL OUTSIDE AIR INTAKE DUCTS.
4. DUCT DIMENSIONS SHOWN ARE INSIDE DIMENSIONS. DUCTS SIZE SHALL BE INCREASED WHERE THE ACOUSTICAL LINING IS PROVIDED.
5. PROVIDE TURNING VANES FOR ALL BATHROOM AND MAKEUP AIR DUCT RISER OFFSETS.
6. PROVIDE CAR DAMPER ON ALL KITCHEN AND TOILET EXHAUSTS.
7. ALL DUCT RISERS OFFSET TO BE IN 2HR FIRE RATED WRAPPING.

10TH FLOOR MECHANICAL PLAN
SCALE: 1/4" = 1'-0"

NOTE: THIS PLAN IS APPROVED ONLY FOR WORK INDICATED ON THE APPLICATION SPECIFICATION SHEET. ALL OTHER MATTERS SHOWN ARE NOT TO BE RELIED UPON OR TO BE CONSIDERED AS EITHER BEING APPROVED OR IN ACCORDANCE WITH APPLICABLE CODES.

NOTE: TO THE BEST OF MY KNOWLEDGE, BELIEF AND PROFESSIONAL JUDGMENT, THESE PLANS AND SPECIFICATIONS ARE IN COMPLIANCE WITH 2016 NEW YORK CITY ENERGY CONSERVATION CODE (BY APPLICATION OF ASHRAE-90.1/2013)

Clara Gomez
Buildings
APPROVED
Under Directive 1 of 1975
Date: 11/06/2017
NYC Development Hub

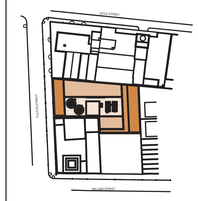

KEY PLAN

NOTES:

Number:	Date:	Revision:
16	09/22/2017	ISSUED TO DOB
15	06/14/2017	100% CD SUBMISSION (2)
14	03/31/2017	95% CD SUBMISSION
13	03/16/2017	RE-SUBMISSION FOR EN COMMENTS (2)
12	01/09/2017	80% CD SUBMISSION (1)
11	01/13/2017	REVISED BUY SET
10	01/06/2017	RE-SUBMISSION FOR EN COMMENTS
9	12/22/2016	RE-SUBMISSION FOR EN COMMENTS
8	11/28/2016	RE-SUBMISSION FOR DOB FILING
7	11/11/2016	CORE & SHELL BUY SET
6	10/07/2016	CORE & SHELL BID SET
5	09/13/2016	PROGRESS SET FOR BUDGETING
4	07/06/2016	HLB FILING SET
3	06/29/2016	100% DD SET
2	05/02/2016	50% DD SET
1	04/11/2016	PRELIMINARY PRICING SET

Project:
130 WILLIAM STREET
130 WILLIAM STREET
NEW YORK, NY 10038

Client:
THE LIGHTSTONE GROUP
130 WILLIAM STREET PROPERTY OWNER LLC
460 PARK AVE, 13TH FLOOR
NEW YORK, NY 10022
(212) 616-9971

Architect:
HILL | WEST ARCHITECTS
11 BROADWAY
17TH FLOOR
NEW YORK, NY 10004
T. 212 213 8007

Creative Director
Adjaye Associates
415 Broadway, 3rd Fl.
New York, NY 10013
(212) 965-8477

Building Structure:
McNamara Salvia
62 West 45th Street, 11th Fl.
New York, NY 10036
(212) 246-9800

MEP Engineer:
Ventrop ECG, LLC
365 W 34th Street, 3rd Fl.
New York, NY 10001
(212) 244-5060

Exterior Facade Consultant:
Gilsanz Murray Steficek, LLP
129 West 27th Street, 5th Fl.
New York, NY 10001
(212) 254-0030

Landscape Architect:
Weintraub Diaz, LLC
19 New Street
Nyack, NY 10960
(845) 353-2500

Civil Engineer & Acoustic Consultant:
AKRF Engineering PC
440 Park Avenue South, 7th Fl.
New York, NY 10016
(646) 388-9829

IT & Security Consultant:
Anj Communications
133 Sunny Ridge Road
Harrison, New York 10528
(914) 967-1967

Pool Consultant:
Integrated Aquatics Engineering, Inc.
75 Shewell Ave
Doylestown, PA 18901
(215) 230-8623

Elevator Consultant:
Jenkins and Huntington
1251 Avenue of the Americas
New York, NY 10020
(212)-696-1818

DOB STAMPS & SIGNATURES:

DWG TITLE:
10TH FLOOR
MECHANICAL PLAN
NB#121192903

SEAL & SIGNATURE:
STATE OF NEW YORK · MALCOLM WONG · 036787 · LICENSED PROFESSIONAL ENGINEER

DATE: 11/19/15
PROJECT #: 2015-527
SCALE: AS NOTED
DWG NO: M-113.00

DEPT OF BLDGS 121192903 Job Number
E350594473 Scan Code

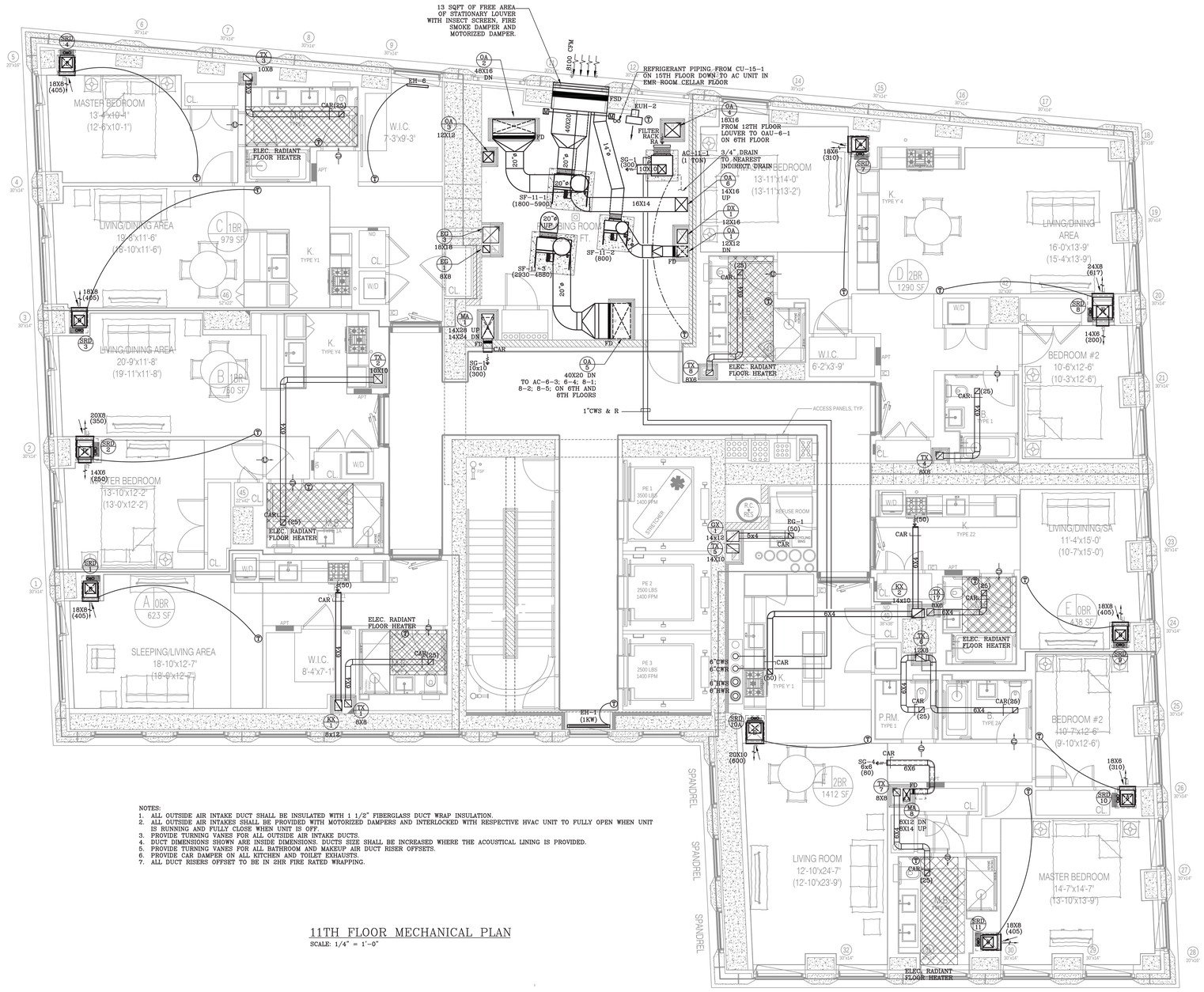

NOTES:
1. ALL OUTSIDE AIR INTAKE DUCT SHALL BE INSULATED WITH 1 1/2" FIBERGLASS DUCT WRAP INSULATION.
2. ALL OUTSIDE AIR INTAKES SHALL BE PROVIDED WITH MOTORIZED DAMPERS AND INTERLOCKED WITH RESPECTIVE HVAC UNIT TO FULLY OPEN WHEN UNIT IS RUNNING AND FULLY CLOSE WHEN UNIT IS OFF.
3. PROVIDE TURNING VANES FOR ALL OUTSIDE AIR INTAKE DUCTS.
4. DUCT DIMENSIONS SHOWN ARE INSIDE DIMENSIONS. DUCTS SIZE SHALL BE INCREASED WHERE THE ACOUSTICAL LINING IS PROVIDED.
5. PROVIDE TURNING VANES FOR ALL BATHROOM AND MAKEUP AIR DUCT RISER OFFSETS.
6. PROVIDE CAR DAMPER ON ALL KITCHEN AND TOILET EXHAUSTS.
7. ALL DUCT RISERS OFFSET TO BE IN 2HR FIRE RATED WRAPPING.

11TH FLOOR MECHANICAL PLAN
SCALE: 1/4" = 1'-0"

NOTE: THIS PLAN IS APPROVED ONLY FOR WORK INDICATED ON THE APPLICATION SPECIFICATION SHEET. ALL OTHER MATTERS SHOWN ARE NOT TO BE RELIED UPON OR TO BE CONSIDERED AS EITHER BEING APPROVED OR IN ACCORDANCE WITH APPLICABLE CODES.

NOTE: TO THE BEST OF MY KNOWLEDGE, BELIEF AND PROFESSIONAL JUDGMENT, THESE PLANS AND SPECIFICATIONS ARE IN COMPLIANCE WITH 2016 NEW YORK CITY ENERGY CONSERVATION CODE (BY APPLICATION OF ASHRAE-90.1/2013)

Clare Gomez
APPROVED
Under Directive 1 of 1975
Date: 11/06/2017
NYC Development Hub

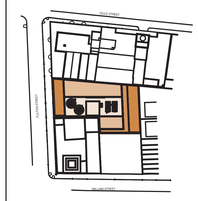

KEY PLAN

NOTES:

Number:	Date:	Revision:
16	09/22/2017	ISSUED TO DOB
15	06/14/2017	100% CD SUBMISSION
14	03/31/2017	91% CD SUBMISSION
13	03/16/2017	RE-SUBMISSION FOR EN COMMENTS
12	01/20/2017	80% CD SUBMISSION
11	01/13/2017	REVISED BUY SET
10	01/06/2017	RE-SUBMISSION FOR EN COMMENTS
9	12/22/2016	RE-SUBMISSION FOR EN COMMENTS
8	11/28/2016	RE-SUBMISSION FOR DOB FILING
7	11/11/2016	CORE & SHELL BUY SET
6	10/07/2016	CORE & SHELL BID SET
5	09/13/2016	PROGRESS SET FOR BUDGETING
4	07/06/2016	HLB FILING SET
3	06/20/2016	100% DD SET
2	05/02/2016	50% DD SET
1	04/11/2016	PRELIMINARY PRICING SET

Project:
130 WILLIAM STREET
130 WILLIAM STREET
NEW YORK, NY 10038

Client:
THE LIGHTSTONE GROUP
130 WILLIAM STREET PROPERTY OWNER LLC
460 PARK AVE, 13TH FLOOR
NEW YORK, NY 10022
(212) 616-9971

Architect:
HILL | WEST ARCHITECTS
11 BROADWAY
17TH FLOOR
NEW YORK, NY 10004
T. 212 213 8007

Creative Director
Adjaye Associates
415 Broadway, 3rd Fl.
New York, NY 10013
(212) 965-8477

Building Structures:
McNamara Salvia
62 West 45th Street, 11th Fl.
New York, NY 10036
(212) 246-9800

MEP Engineer:
Ventrop ECG, LLC
365 W 34th Street, 3rd Fl.
New York, NY 10001
(212) 244-5060

Exterior Facade Consultant:
Gilsanz Murray Steficek, LLP
129 West 27th Street, 5th Fl.
New York, NY 10001
(212) 254-0030

Landscape Architect:
Weintraub Diaz, LLC
19 New Street
Nyack, NY 10960
(845) 353-2500

Civil Engineer & Acoustic Consultant:
AKRF Engineering PC
440 Park Avenue South, 7th Fl.
New York, NY 10016
(646) 388-9829

IT & Security Consultant:
Anj Communications
133 Sunny Ridge Road
Harrison, New York 10528
(914) 967-1967

Pool Consultant:
Integrated Aquatics Engineering, Inc.
75 Shewell Ave.
Doylestown, PA 18901
(215) 230-8623

Elevator Consultant:
Jenkins and Huntington
1251 Avenue of the Americas
New York, NY 10020
(212)-696-1818

DOB STAMPS & SIGNATURES:

DWG TITLE:
11TH FLOOR
MECHANICAL PLAN
NB#121192903

SEAL & SIGNATURE:
LICENSED PROFESSIONAL ENGINEER · STATE OF NEW YORK · HAN-DON WONG · 088187

DATE: 11/19/15
PROJECT #: 2015-527
SCALE: AS NOTED
DWG NO.: M-114.00

DEPT OF BLDGS 121192903 Job Number
E378881305SI Scan Code

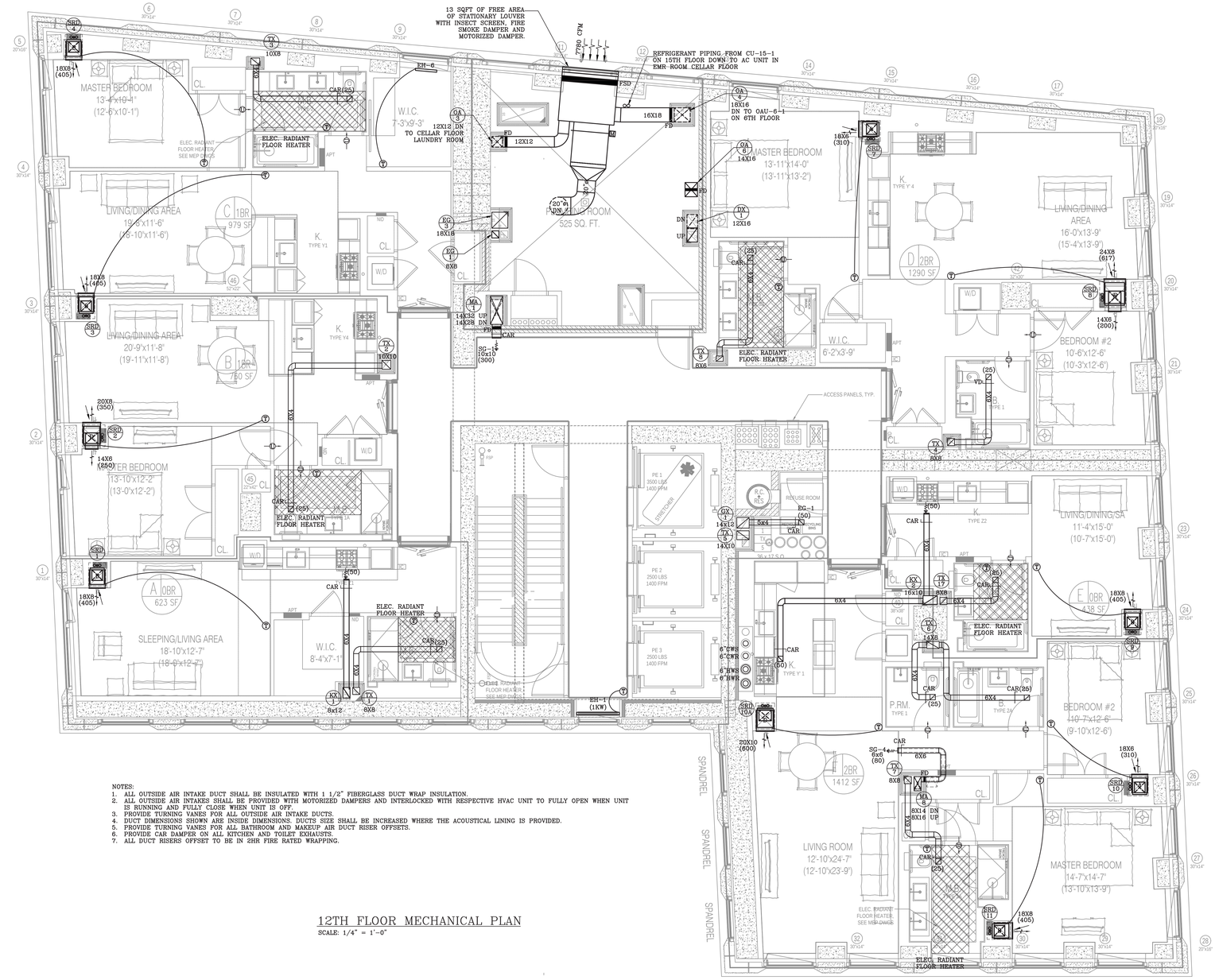

NOTES:
1. ALL OUTSIDE AIR INTAKE DUCT SHALL BE INSULATED WITH 1 1/2" FIBERGLASS DUCT WRAP INSULATION.
2. ALL OUTSIDE AIR INTAKES SHALL BE PROVIDED WITH MOTORIZED DAMPERS AND INTERLOCKED WITH RESPECTIVE HVAC UNIT TO FULLY OPEN WHEN UNIT IS RUNNING AND FULLY CLOSE WHEN UNIT IS OFF.
3. PROVIDE TURNING VANES FOR ALL OUTSIDE AIR INTAKE DUCTS.
4. DUCT DIMENSIONS SHOWN ARE INSIDE DIMENSIONS. DUCTS SIZE SHALL BE INCREASED WHERE THE ACOUSTICAL LINING IS PROVIDED.
5. PROVIDE TURNING VANES FOR ALL BATHROOM AND MAKEUP AIR DUCT RISER OFFSETS.
6. PROVIDE CAR DAMPER ON ALL KITCHEN AND TOILET EXHAUSTS.
7. ALL DUCT RISERS OFFSET TO BE IN 2HR FIRE RATED WRAPPING.

12TH FLOOR MECHANICAL PLAN
SCALE: 1/4" = 1'-0"

NOTE: THIS PLAN IS APPROVED ONLY FOR WORK INDICATED ON THE APPLICATION SPECIFICATION SHEET. ALL OTHER MATTERS SHOWN ARE NOT TO BE RELIED UPON OR TO BE CONSIDERED AS EITHER BEING APPROVED OR IN ACCORDANCE WITH APPLICABLE CODES.

NOTE: TO THE BEST OF MY KNOWLEDGE, BELIEF AND PROFESSIONAL JUDGMENT, THESE PLANS AND SPECIFICATIONS ARE IN COMPLIANCE WITH 2016 NEW YORK CITY ENERGY CONSERVATION CODE (BY APPLICATION OF ASHRAE-90.1/2013)

Clara Gomez
Building Systems
APPROVED
Under Directive 2 of 1975
Date: 11/06/2017
NYC Development Hub

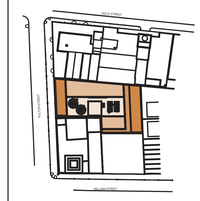

KEY PLAN

NOTES:

Number:	Date:	Revision:
16	09/22/2017	ISSUED TO DOB
15	06/14/2017	100% CD SUBMISSION Δ2
14	03/31/2017	90% CD SUBMISSION Δ2
13	03/16/2017	RE-SUBMISSION FOR EN COMMENTS
12	01/09/2017	80% CD SUBMISSION Δ1
11	01/13/2017	REVISED BUY SET
10	01/06/2017	RE-SUBMISSION FOR EN COMMENTS
9	12/22/2016	RE-SUBMISSION FOR EN COMMENTS
8	11/28/2016	RE-SUBMISSION FOR DOB FILING
7	11/11/2016	CORE & SHELL BUY SET
6	10/07/2016	CORE & SHELL BID SET
5	09/13/2016	PROGRESS SET FOR BUDGETING
4	07/06/2016	HLB FILING SET
3	06/29/2016	100% DD SET
2	05/02/2016	50% DD SET
1	04/11/2016	PRELIMINARY PRICING SET

Project:
130 WILLIAM STREET
130 WILLIAM STREET
NEW YORK, NY 10038

Client:
THE LIGHTSTONE GROUP
130 WILLIAM STREET PROPERTY OWNER LLC
460 PARK AVE, 13TH FLOOR
NEW YORK, NY 10022
(212) 616-9971

Architect:
HILL | WEST ARCHITECTS
11 BROADWAY
17TH FLOOR
NEW YORK, NY 10004
T. 212 213 8007

Creative Director
Adjaye Associates
415 Broadway, 3rd Fl.
New York, NY 10013
(212) 965-8477

Building Structures:
McNamara Salvia
62 West 45th Street, 11th Fl.
New York, NY 10036
(212) 246-9800

MEP Engineer:
Ventrop ECG, LLC
355 W 34th Street, 3rd Fl.
New York, NY 10001
(212) 244-5060

Exterior Facade Consultant:
Gilsanz Murray Steficek, LLP
129 West 27th Street, 5th Fl.
New York, NY 10001
(212) 254-0030

Landscape Architect:
Weintraub Diaz, LLC
19 New Street
Nyack, NY 10960
(845) 353-2500

Civil Engineer & Acoustic Consultant:
AKRF Engineering PC
440 Park Avenue South, 7th Fl.
New York, NY 10016
(646) 388-9929

IT & Security Consultant:
Anj Communications
133 Sunny Ridge Road
Harrison, New York 10528
(914) 967-1967

Pool Consultant:
Integrated Aquatics Engineering, Inc.
75 Shewell Ave
Doylestown, PA 18901
(215) 230-8623

Elevator Consultant:
Jenkins and Huntington
1251 Avenue of the Americas
New York, NY 10020
(212) 696-1818

DOB STAMPS & SIGNATURES:

DWG TITLE:
12TH FLOOR
MECHANICAL PLAN

NB#121192903

SEAL & SIGNATURE:
STATE OF NEW YORK · WILSON WONG · LICENSED PROFESSIONAL ENGINEER · 088197

DATE:	11/19/15
PROJECT #:	2015-527
SCALE:	AS NOTED
DWG NO:	M-115.00

DEPT OF BLDGS 121192903 Job Number
E363656402/15 Scan Code

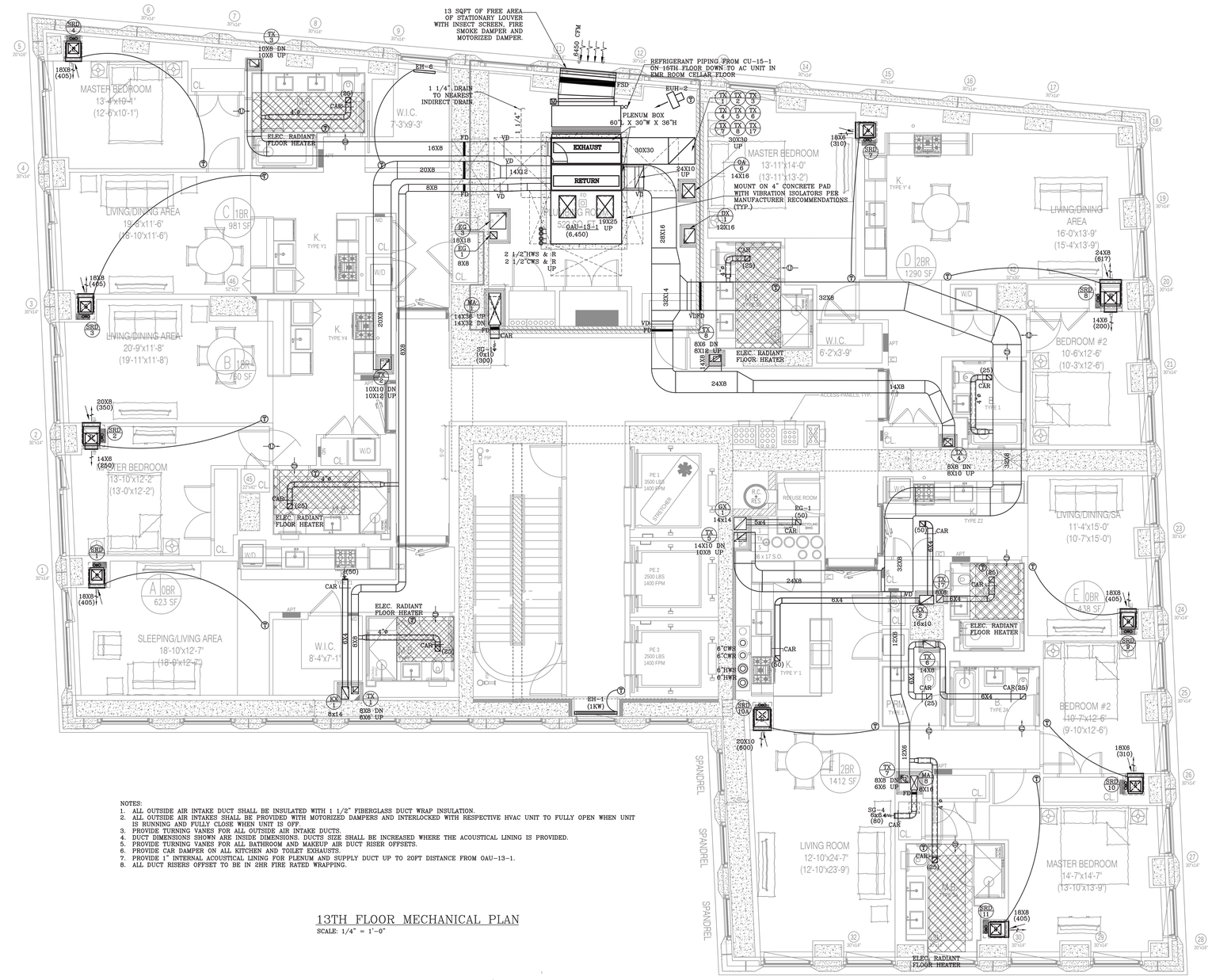

NOTES:
1. ALL OUTSIDE AIR INTAKE DUCT SHALL BE INSULATED WITH 1 1/2" FIBERGLASS DUCT WRAP INSULATION.
2. ALL OUTSIDE AIR INTAKES SHALL BE PROVIDED WITH MOTORIZED DAMPERS AND INTERLOCKED WITH RESPECTIVE HVAC UNIT TO FULLY OPEN WHEN UNIT IS RUNNING AND FULLY CLOSE WHEN UNIT IS OFF.
3. PROVIDE TURNING VANES FOR ALL OUTSIDE AIR INTAKE DUCTS.
4. DUCT DIMENSIONS SHOWN ARE INSIDE DIMENSIONS. DUCTS SIZE SHALL BE INCREASED WHERE THE ACOUSTICAL LINING IS PROVIDED.
5. PROVIDE TURNING VANES FOR ALL BATHROOM AND MAKEUP AIR DUCT RISER OFFSETS.
6. PROVIDE CAR DAMPER ON ALL KITCHEN AND TOILET EXHAUSTS.
7. PROVIDE 1" INTERNAL ACOUSTICAL LINING FOR PLENUM AND SUPPLY DUCT UP TO 20FT DISTANCE FROM OAU-13-1.
8. ALL DUCT RISERS OFFSET TO BE IN 2HR FIRE RATED WRAPPING.

13TH FLOOR MECHANICAL PLAN
SCALE: 1/4" = 1'-0"

NOTE: THIS PLAN IS APPROVED ONLY FOR WORK INDICATED ON THE APPLICATION SPECIFICATION SHEET. ALL OTHER MATTERS SHOWN ARE NOT TO BE RELIED UPON OR TO BE CONSIDERED AS EITHER BEING APPROVED OR IN ACCORDANCE WITH APPLICABLE CODES.

NOTE: TO THE BEST OF MY KNOWLEDGE, BELIEF AND PROFESSIONAL JUDGMENT, THESE PLANS AND SPECIFICATIONS ARE IN COMPLIANCE WITH 2016 NEW YORK CITY ENERGY CONSERVATION CODE (BY APPLICATION OF ASHRAE-90.1/2013)

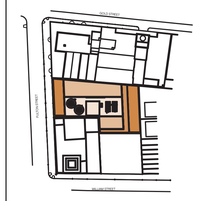

KEY PLAN

NOTES:

Number:	Date:	Revision:
16	09/22/2017	ISSUED TO DOB
15	06/14/2017	100% CO SUBMISSION
14	03/31/2017	95% CO SUBMISSION
13	03/16/2017	RE-SUBMISSION FOR EN COMMENTS
12	01/20/2017	80% CO SUBMISSION
11	01/13/2017	REVISED BUY SET
10	01/06/2017	RE-SUBMISSION FOR EN COMMENTS
9	12/22/2016	RE-SUBMISSION FOR EN COMMENTS
8	11/28/2016	RE-SUBMISSION FOR DOB FILING
7	11/11/2016	CORE & SHELL BUY SET
6	10/07/2016	CORE & SHELL BID SET
5	09/13/2016	PROGRESS SET FOR BUDGETING
4	07/06/2016	HLB FILING SET
3	06/20/2016	100% DD SET
2	05/02/2016	50% DD SET
1	04/11/2016	PRELIMINARY PRICING SET

Project:
130 WILLIAM STREET
130 WILLIAM STREET
NEW YORK, NY 10038

Client:
THE LIGHTSTONE GROUP
130 WILLIAM STREET PROPERTY OWNER LLC
460 PARK AVE, 13TH FLOOR
NEW YORK, NY 10022
(212) 616-9971

Architect:
HILL | WEST ARCHITECTS
11 BROADWAY
17TH FLOOR
NEW YORK, NY 10004
T. 212 213 8007

Creative Director
Adjaye Associates
415 Broadway, 2nd Fl.
New York, NY 10013
(212) 965-8477

Building Structures:
McNamara Salvia
62 West 45th Street, 11th Fl.
New York, NY 10036
(212) 246-9800

MEP Engineer:
Ventrop ECG, LLC
365 W 34th Street, 3rd Fl.
New York, NY 10001
(212) 244-5060

Exterior Facade Consultant:
Gilsanz Murray Steficek, LLP
129 West 27th Street, 5th Fl.
New York, NY 10001
(212) 254-0030

Landscape Architect:
Weintraub Diaz, LLC
19 New Street
Nyack, NY 10960
(845) 353-2500

Civil Engineer & Acoustic Consultant:
AKRF Engineering PC
440 Park Avenue South, 7th Fl.
New York, NY 10016
(646) 388-9829

IT & Security Consultant:
Anj Communications
133 Sunny Ridge Road
Harrison, New York 10528
(914) 967-1967

Pool Consultant:
Integrated Aquatics Engineering, Inc.
75 Shewell Ave.
Doylestown, PA 18901
(215) 230-8623

Elevator Consultant:
Jenkins and Huntington
1251 Avenue of the Americas
New York, NY 10020
(212)-696-1818

DOB STAMPS & SIGNATURES:

Clara Gomez
APPROVED
Under Directive 1 of 1975
Date: 11/06/2017
NYC Development Hub

DWG TITLE:
13TH FLOOR
MECHANICAL PLAN

NB#121192903

SEAL & SIGNATURE:
STATE OF NEW YORK · HAGOON WANG · LICENSED PROFESSIONAL ENGINEER · 090187

DATE: 11/19/15
PROJECT #: 2015-507
SCALE: AS NOTED
DWG NO: M-116.00

17 OF 67

DEPT OF BLDGS 121192903 Job Number
E360006736YB Scan Code

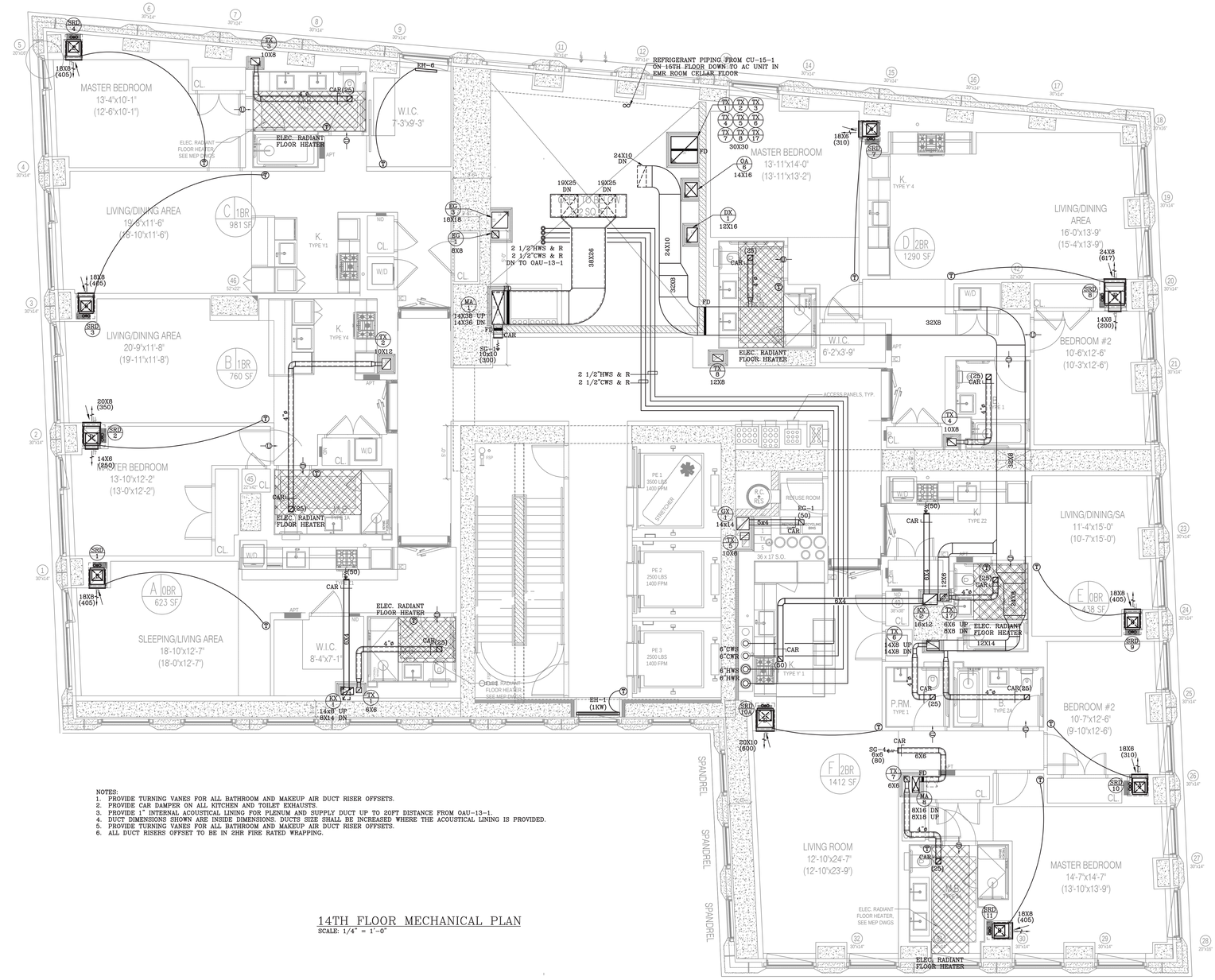

NOTES:
1. PROVIDE TURNING VANES FOR ALL BATHROOM AND MAKEUP AIR DUCT RISER OFFSETS.
2. PROVIDE CAR DAMPER ON ALL KITCHEN AND TOILET EXHAUSTS.
3. PROVIDE 1" INTERNAL ACOUSTICAL LINING FOR PLENUM AND SUPPLY DUCT UP TO 20FT DISTANCE FROM OAU-13-1.
4. DUCT DIMENSIONS SHOWN ARE INSIDE DIMENSIONS. DUCTS SIZE SHALL BE INCREASED WHERE THE ACOUSTICAL LINING IS PROVIDED.
5. PROVIDE TURNING VANES FOR ALL BATHROOM AND MAKEUP AIR DUCT RISER OFFSETS.
6. ALL DUCT RISERS OFFSET TO BE IN 2HR FIRE RATED WRAPPING.

14TH FLOOR MECHANICAL PLAN
SCALE: 1/4" = 1'-0"

NOTE: THIS PLAN IS APPROVED ONLY FOR WORK INDICATED ON THE APPLICATION SPECIFICATION SHEET. ALL OTHER MATTERS SHOWN ARE NOT TO BE RELIED UPON OR TO BE CONSIDERED AS EITHER BEING APPROVED OR IN ACCORDANCE WITH APPLICABLE CODES.

NOTE: TO THE BEST OF MY KNOWLEDGE, BELIEF AND PROFESSIONAL JUDGMENT, THESE PLANS AND SPECIFICATIONS ARE IN COMPLIANCE WITH 2016 NEW YORK CITY ENERGY CONSERVATION CODE (BY APPLICATION OF ASHRAE-90.1/2013)

Clara Gomez
Buildings
APPROVED
Under Directive 2 of 1975
Date: 11/06/2017
NYC Development Hub

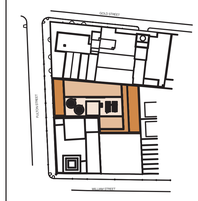

KEY PLAN

NOTES:

Number:	Date:	Revision:
16	09/22/2017	ISSUED TO DOB
15	06/14/2017	100% CD SUBMISSION Δ2
14	03/31/2017	91% CD SUBMISSION Δ1
13	03/16/2017	RE-SUBMISSION FOR EN COMMENTS
12	01/20/2017	80% CD SUBMISSION Δ1
11	01/13/2017	REVISED BUY SET
10	01/06/2017	RE-SUBMISSION FOR EN COMMENTS
9	12/22/2016	RE-SUBMISSION FOR EN COMMENTS
8	11/28/2016	RE-SUBMISSION FOR DOB FILING
7	11/11/2016	CORE & SHELL BUY SET
6	10/07/2016	CORE & SHELL BID SET
5	09/13/2016	PROGRESS SET FOR BUDGETING
4	07/06/2016	HLB FILING SET
3	06/20/2016	100% DD SET
2	02/02/2016	50% DD SET
1	04/11/2016	PRELIMINARY PRICING SET

Project:
130 WILLIAM STREET
130 WILLIAM STREET
NEW YORK, NY 10038

Client:
THE LIGHTSTONE GROUP
130 WILLIAM STREET PROPERTY OWNER LLC
460 PARK AVE, 13TH FLOOR
NEW YORK, NY 10022
(212) 616-9971

Architect:
HILL | WEST ARCHITECTS
11 BROADWAY
17TH FLOOR
NEW YORK, NY 10004
T. 212 213 8007

Creative Director
Adjaye Associates
415 Broadway, 3rd Fl.
New York, NY 10013
(212) 965-8477

Building Structures:
McNamara Salvia
62 West 45th Street, 11th Fl.
New York, NY 10036
(212) 246-9800

MEP Engineer:
Ventrop ECG, LLC
355 W 34th Street, 3rd Fl.
New York, NY 10001
(212) 244-5060

Exterior Facade Consultant:
Gilsanz Murray Steficek, LLP
129 West 27th Street, 5th Fl.
New York, NY 10001
(212) 254-0030

Landscape Architect:
Weintraub Diaz, LLC
19 New Street
Nyack, NY 10960
(845) 353-2500

Civil Engineer & Acoustic Consultant:
AKRF Engineering PC
440 Park Avenue South, 7th Fl.
New York, NY 10016
(646) 388-9929

IT & Security Consultant:
Anj Communications
133 Sunny Ridge Road
Harrison, New York 10528
(914) 967-1967

Pool Consultant:
Integrated Aquatics Engineering, Inc.
75 Shewell Ave
Doylestown, PA 18901
(215) 230-8623

Elevator Consultant:
Jenkins and Huntington
1251 Avenue of the Americas
New York, NY 10020
(212) 696-1818

DOB STAMPS & SIGNATURES:

DWG TITLE:
14TH FLOOR
MECHANICAL PLAN

NB#121192903

SEAL & SIGNATURE:
STATE OF NEW YORK · WILSON WONG · LICENSED PROFESSIONAL ENGINEER

DATE: 11/19/15
PROJECT #: 2015-527
SCALE: AS NOTED
DWG NO: M-117.00

DEPT OF BLDGS 121192903 Job Number
E350845494US Scan Code

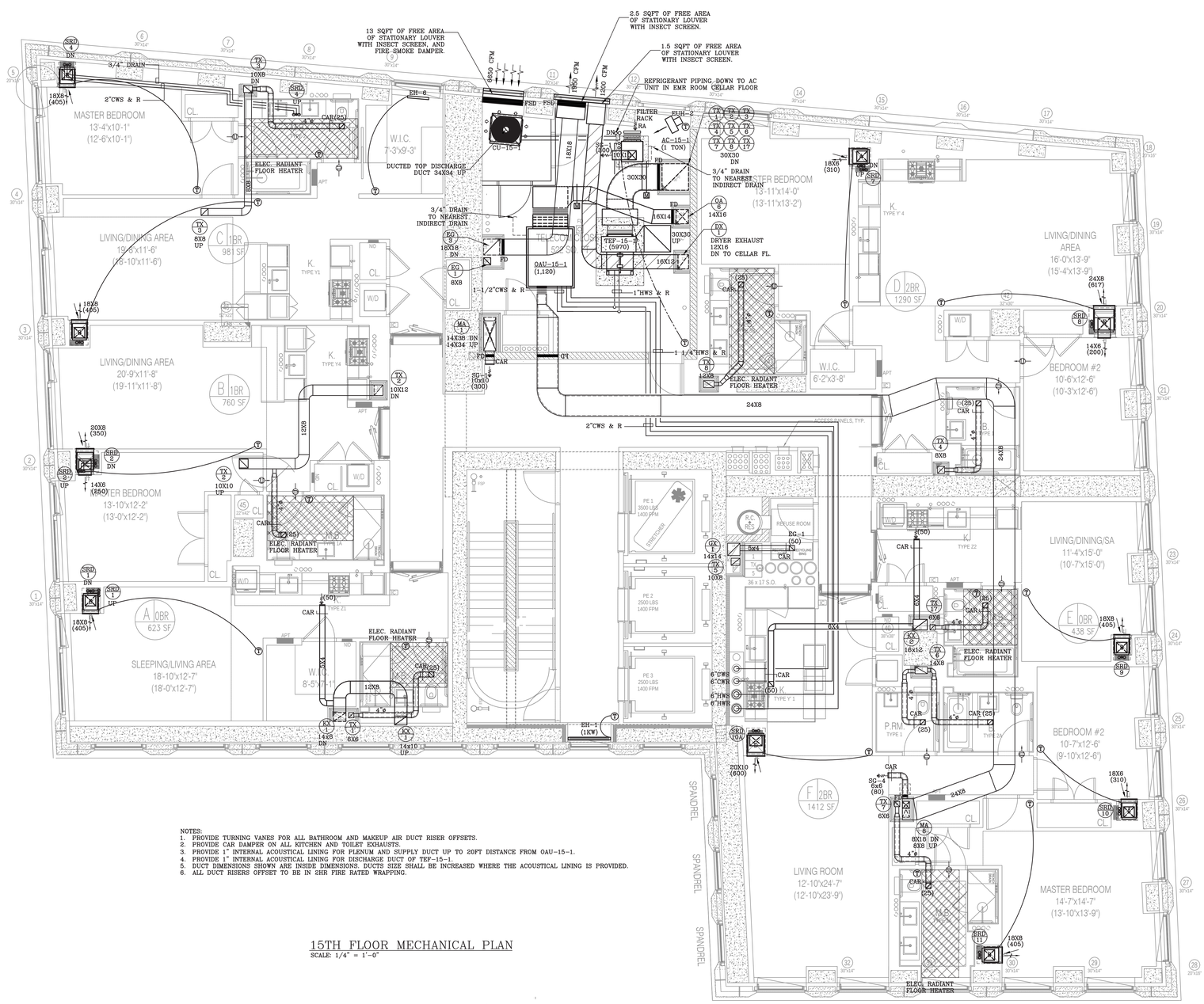

NOTES:
1. PROVIDE TURNING VANES FOR ALL BATHROOM AND MAKEUP AIR DUCT RISER OFFSETS.
2. PROVIDE CAR DAMPER ON ALL KITCHEN AND TOILET EXHAUSTS.
3. PROVIDE 1" INTERNAL ACOUSTICAL LINING FOR PLENUM AND SUPPLY DUCT UP TO 20FT DISTANCE FROM OAU-15-1.
4. PROVIDE 1" INTERNAL ACOUSTICAL LINING FOR DISCHARGE DUCT OF TEF-15-1.
5. DUCT DIMENSIONS SHOWN ARE INSIDE DIMENSIONS. DUCTS SIZE SHALL BE INCREASED WHERE THE ACOUSTICAL LINING IS PROVIDED.
6. ALL DUCT RISERS OFFSET TO BE IN 2HR FIRE RATED WRAPPING.

15TH FLOOR MECHANICAL PLAN
SCALE: 1/4" = 1'-0"

NOTE: THIS PLAN IS APPROVED ONLY FOR WORK INDICATED ON THE APPLICATION SPECIFICATION SHEET. ALL OTHER MATTERS SHOWN ARE NOT TO BE RELIED UPON OR TO BE CONSIDERED AS EITHER BEING APPROVED OR IN ACCORDANCE WITH APPLICABLE CODES.

NOTE: TO THE BEST OF MY KNOWLEDGE, BELIEF AND PROFESSIONAL JUDGMENT, THESE PLANS AND SPECIFICATIONS ARE IN COMPLIANCE WITH 2016 NEW YORK CITY ENERGY CONSERVATION CODE (BY APPLICATION OF ASHRAE-90.1/2013)

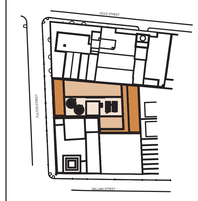

KEY PLAN

NOTES:

Number:	Date:	Revision:
16	09/22/2017	ISSUED TO DOB
15	06/14/2017	100% CD SUBMISSION Δ2
14	03/31/2017	91% CD SUBMISSION
13	03/16/2017	RE-SUBMISSION FOR EN COMMENTS Δ2
12	01/20/2017	80% CD SUBMISSION Δ1
11	01/13/2017	REVISED BUY SET
10	01/06/2017	RE-SUBMISSION FOR EN COMMENTS
9	12/22/2016	RE-SUBMISSION FOR EN COMMENTS
8	11/28/2016	RE-SUBMISSION FOR DOB FILING
7	11/11/2016	CORE & SHELL BUY SET
6	10/07/2016	CORE & SHELL BID SET
5	09/13/2016	PROGRESS SET FOR BUDGETING
4	07/06/2016	HUB FILING SET
3	06/20/2016	100% DD SET
2	05/02/2016	50% DD SET
1	04/11/2016	PRELIMINARY PRICING SET

Project:
130 WILLIAM STREET
130 WILLIAM STREET
NEW YORK, NY 10038

Client:
THE LIGHTSTONE GROUP
130 WILLIAM STREET PROPERTY OWNER LLC
460 PARK AVE, 13TH FLOOR
NEW YORK, NY, 10022
(212) 616-9971

Architect:
HILL | WEST ARCHITECTS
11 BROADWAY
17TH FLOOR
NEW YORK, NY 10004
T. 212 213 8007

Creative Director
Adjaye Associates
415 Broadway, 3rd Fl.
New York, NY 10013
(212) 965-8477

Building Structures:
McNamara Salvia
62 West 45th Street, 11th Fl.
New York, NY 10036
(212) 246-9800

MEP Engineer:
Ventrop ECG, LLC
365 W 34th Street, 3rd Fl.
New York, NY 10001
(212) 244-5060

Exterior Facade Consultant:
Gilsanz Murray Steficek, LLP
129 West 27th Street, 5th Fl.
New York, NY 10001
(212) 254-0030

Landscape Architect:
Weintraub Diaz, LLC
19 New Street
Nyack, NY 10960
(845) 353-2500

Civil Engineer & Acoustic Consultant:
AKRF Engineering PC
440 Park Avenue South, 7th Fl.
New York, NY 10016
(646) 388-9829

IT & Security Consultant:
Anj Communications
133 Sunny Ridge Road
Harrison, New York 10528
(914) 967-1967

Pool Consultant:
Integrated Aquatics Engineering, Inc.
75 Shewell Ave
Doylestown, PA 18901
(215) 230-8623

Elevator Consultant:
Jenkins and Huntington
1251 Avenue of the Americas
New York, NY 10020
(212)-696-1818

DOB STAMPS & SIGNATURES:

Clara Gomez
APPROVED
Under Directive 1 of 1975
Date: 11/06/2017
NYC Development Hub

DWG TITLE:
15TH FLOOR
MECHANICAL PLAN

NB#121192903

SEAL & SIGNATURE:
STATE OF NEW YORK · WALDON WONG · LICENSED PROFESSIONAL ENGINEER · 088187

DATE: 11/19/15
PROJECT #: 2015-527
SCALE: AS NOTED
DWG NO: M-118.00

DEPT OF BLDGS 121192903 Job Number
E38195921115 Scan Code

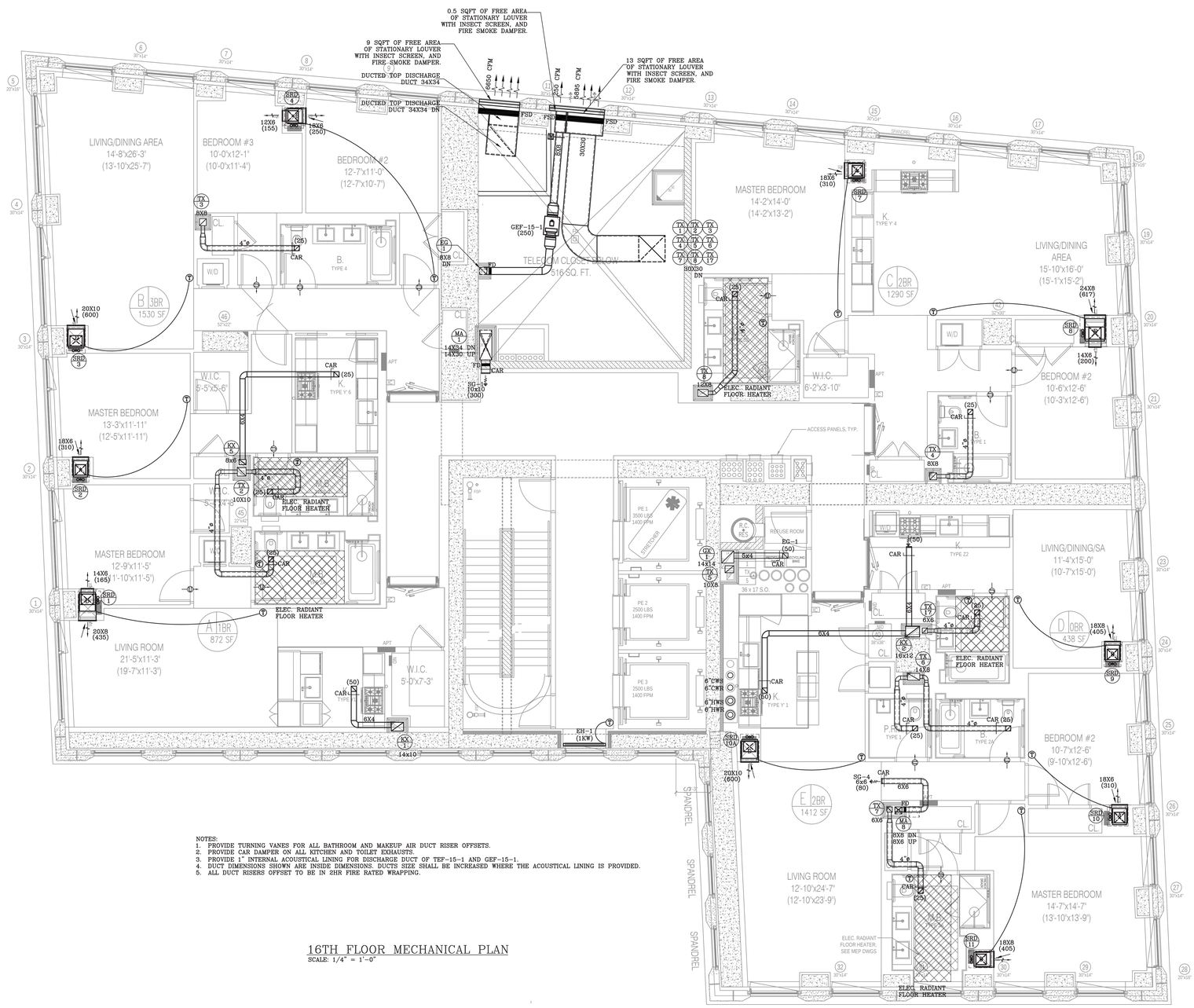

NOTES:
1. PROVIDE TURNING VANES FOR ALL BATHROOM AND MAKEUP AIR DUCT RISER OFFSETS.
2. PROVIDE CAR DAMPER ON ALL KITCHEN AND TOILET EXHAUSTS.
3. PROVIDE 1" INTERNAL ACOUSTICAL LINING FOR DISCHARGE DUCT OF TEF-15-1 AND GEF-15-1.
4. DUCT DIMENSIONS SHOWN ARE INSIDE DIMENSIONS. DUCTS SIZE SHALL BE INCREASED WHERE THE ACOUSTICAL LINING IS PROVIDED.
5. ALL DUCT RISERS OFFSET TO BE IN 2HR FIRE RATED WRAPPING.

16TH FLOOR MECHANICAL PLAN
SCALE: 1/4" = 1'-0"

NOTE: THIS PLAN IS APPROVED ONLY FOR WORK INDICATED ON THE APPLICATION SPECIFICATION SHEET. ALL OTHER MATTERS SHOWN ARE NOT TO BE RELIED UPON OR TO BE CONSIDERED AS EITHER BEING APPROVED OR IN ACCORDANCE WITH APPLICABLE CODES.

NOTE: TO THE BEST OF MY KNOWLEDGE, BELIEF AND PROFESSIONAL JUDGMENT, THESE PLANS AND SPECIFICATIONS ARE IN COMPLIANCE WITH 2016 NEW YORK CITY ENERGY CONSERVATION CODE (BY APPLICATION OF ASHRAE-90.1/2013)

Clara Gomez
Buildings
APPROVED
Under Directive 2 of 1975
Date: 11/06/2017
NYC Development Hub

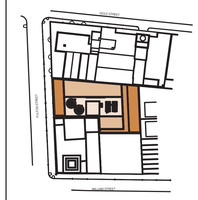

KEY PLAN

NOTES:

Number:	Date:	Revision:
16	09/22/2017	ISSUED TO DOB
15	06/14/2017	100% CD SUBMISSION
14	03/31/2017	91% CD SUBMISSION
13	03/16/2017	RE-SUBMISSION FOR EN COMMENTS
12	01/09/2017	80% CD SUBMISSION
11	01/13/2017	REVISED BUY SET
10	01/06/2017	RE-SUBMISSION FOR EN COMMENTS
9	12/22/2016	RE-SUBMISSION FOR EN COMMENTS
8	11/28/2016	RE-SUBMISSION FOR DOB FILING
7	11/11/2016	CORE & SHELL BUY SET
6	10/07/2016	CORE & SHELL BID SET
5	09/13/2016	PROGRESS SET FOR BUDGETING
4	07/06/2016	HLB FILING SET
3	06/29/2016	100% DD SET
2	05/02/2016	50% DD SET
1	04/11/2016	PRELIMINARY PRICING SET

Project:
130 WILLIAM STREET
130 WILLIAM STREET
NEW YORK, NY 10038

Client:
THE LIGHTSTONE GROUP
130 WILLIAM STREET PROPERTY OWNER LLC
460 PARK AVE, 13TH FLOOR
NEW YORK, NY 10022
(212) 616-9971

Architect:
HILL | WEST ARCHITECTS
11 BROADWAY
17TH FLOOR
NEW YORK, NY 10004
T. 212 213 8007

Creative Director
Adjaye Associates
415 Broadway, 3rd Fl.
New York, NY 10013
(212) 965-8477

Building Structures:
McNamara Salvia
62 West 45th Street, 11th Fl.
New York, NY 10036
(212) 246-9800

MEP Engineer:
Ventrop ECG, LLC
355 W 34th Street, 3rd Fl.
New York, NY 10001
(212) 244-5060

Exterior Facade Consultant:
Gilsanz Murray Steficek, LLP
129 West 27th Street, 5th Fl.
New York, NY 10001
(212) 254-0030

Landscape Architect:
Weintraub Diaz, LLC
19 New Street
Nyack, NY 10960
(845) 353-2500

Civil Engineer & Acoustic Consultant:
AKRF Engineering PC
440 Park Avenue South, 7th Fl.
New York, NY 10016
(646) 388-9829

IT & Security Consultant:
Anj Communications
133 Sunny Ridge Road
Harrison, New York 10528
(914) 967-1967

Pool Consultant:
Integrated Aquatics Engineering, Inc.
75 Shewell Ave
Doylestown, PA 18901
(215) 230-8623

Elevator Consultant:
Jenkins and Huntington
1251 Avenue of the Americas
New York, NY 10020
(212) 696-1818

DOB STAMPS & SIGNATURES:

DWG TITLE:
16TH FLOOR
MECHANICAL PLAN

NB#121192903

SEAL & SIGNATURE:
STATE OF NEW YORK · WILSON WONG · LICENSED PROFESSIONAL ENGINEER

DATE:	11/19/15
PROJECT #:	2015-527
SCALE:	AS NOTED
DWG NO:	M-119.00

DEPT OF BLDGS 121192903 Job Number
E360539054SI Scan Code

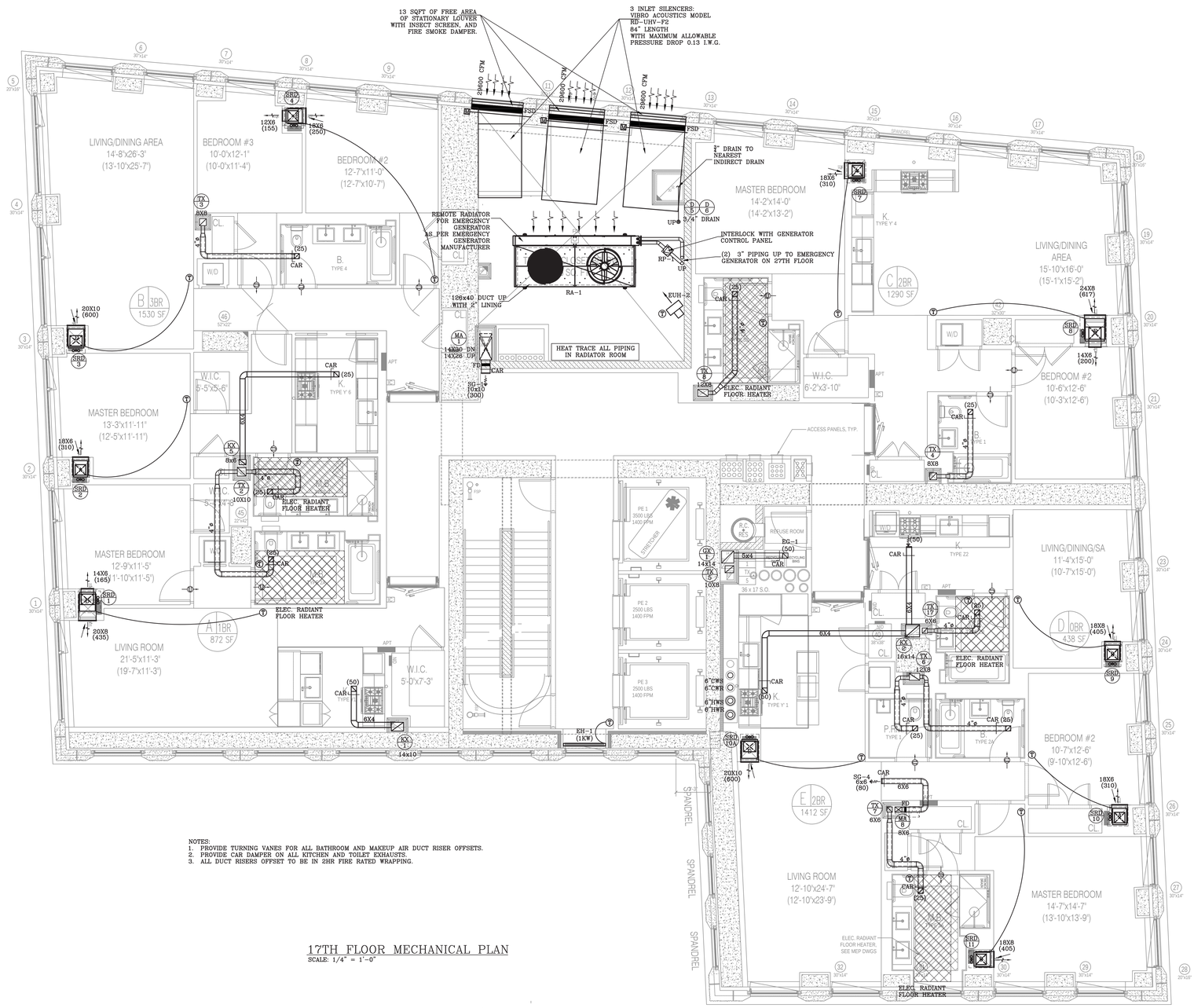

NOTES:
1. PROVIDE TURNING VANES FOR ALL BATHROOM AND MAKEUP AIR DUCT RISER OFFSETS.
2. PROVIDE CAR DAMPER ON ALL KITCHEN AND TOILET EXHAUSTS.
3. ALL DUCT RISERS OFFSET TO BE IN 2HR FIRE RATED WRAPPING.

17TH FLOOR MECHANICAL PLAN
SCALE: 1/4" = 1'-0"

NOTE: THIS PLAN IS APPROVED ONLY FOR WORK INDICATED ON THE APPLICATION SPECIFICATION SHEET. ALL OTHER MATTERS SHOWN ARE NOT TO BE RELIED UPON OR TO BE CONSIDERED AS EITHER BEING APPROVED OR IN ACCORDANCE WITH APPLICABLE CODES.

NOTE: TO THE BEST OF MY KNOWLEDGE, BELIEF AND PROFESSIONAL JUDGMENT, THESE PLANS AND SPECIFICATIONS ARE IN COMPLIANCE WITH 2016 NEW YORK CITY ENERGY CONSERVATION CODE (BY APPLICATION OF ASHRAE-90.1/2013)

Clara Gomez
Buildings
APPROVED
Under Directive 2 of 1975
Date: 11/06/2017
NYC Development Hub

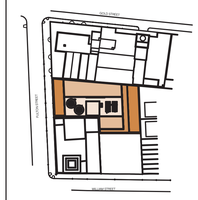

KEY PLAN

NOTES:

Number:	Date:	Revision:
17	09/22/2017	ISSUED TO DOB
16	09/22/2017	ASI-XXX STANDBY GENERATOR
15	06/14/2017	100% CD SUBMISSION 3
14	03/31/2017	50% CD SUBMISSION 2
13	03/16/2017	RE-SUBMISSION FOR EN COMMENTS
12	01/20/2017	80% CD SUBMISSION 1
11	01/13/2017	REVISED BUY SET
10	01/06/2017	RE-SUBMISSION FOR EN COMMENTS
9	12/22/2016	RE-SUBMISSION FOR EN COMMENTS
8	11/28/2016	RE-SUBMISSION FOR DOB FILING
7	11/11/2016	CORE & SHELL BUY SET
6	10/07/2016	CORE & SHELL BID SET
5	09/13/2016	PROGRESS SET FOR BUDGETING
4	07/06/2016	HLB FILING SET
3	06/20/2016	100% DD SET
2	05/02/2016	50% DD SET
1	04/11/2016	PRELIMINARY PRICING SET

Project:
130 WILLIAM STREET
130 WILLIAM STREET
NEW YORK, NY 10038

Client:
THE LIGHTSTONE GROUP
130 WILLIAM STREET PROPERTY OWNER LLC
460 PARK AVE, 13TH FLOOR
NEW YORK, NY, 10022
(212) 616-9971

Architect:
HILL | WEST ARCHITECTS
11 BROADWAY
17TH FLOOR
NEW YORK, NY 10004
T. 212 213 8007

Creative Director
Adjaye Associates
415 Broadway, 3rd Fl.
New York, NY 10013
(212) 965-8477

Building Structures:
McNamara Salvia
62 West 45th Street, 11th Fl.
New York, NY 10036
(212) 246-9800

MEP Engineer:
Ventrop ECG, LLC
355 W 34th Street, 3rd Fl.
New York, NY 10001
(212) 244-5060

Exterior Facade Consultant:
Gilsanz Murray Steficek, LLP
129 West 27th Street, 5th Fl.
New York, NY 10001
(212) 254-0030

Landscape Architect:
Weintraub Diaz, LLC
19 New Street
Nyack, NY 10960
(845) 353-2500

Civil Engineer & Acoustic Consultant:
AKRF Engineering PC
440 Park Avenue South, 7th Fl.
New York, NY 10016
(646) 388-9829

IT & Security Consultant:
Anj Communications
133 Sunny Ridge Road
Harrison, New York 10528
(914) 967-1967

Pool Consultant:
Integrated Aquatics Engineering, Inc.
75 Shewell Ave
Doylestown, PA 18901
(215) 230-8623

Elevator Consultant:
Jenkins and Huntington
1251 Avenue of the Americas
New York, NY 10020
(212) 696-1818

DOB STAMPS & SIGNATURES:

DWG TITLE:
17TH FLOOR
MECHANICAL PLAN

NB#121192903

SEAL & SIGNATURE:
STATE OF NEW YORK WILSON WONG 030197 LICENSED PROFESSIONAL ENGINEER

DATE: 11/19/15
PROJECT #: 2015-527
SCALE: AS NOTED
DWG NO: M-120.00

DEPT OF BLDGS 121192903 Job Number
ES4405453651 Scan Code

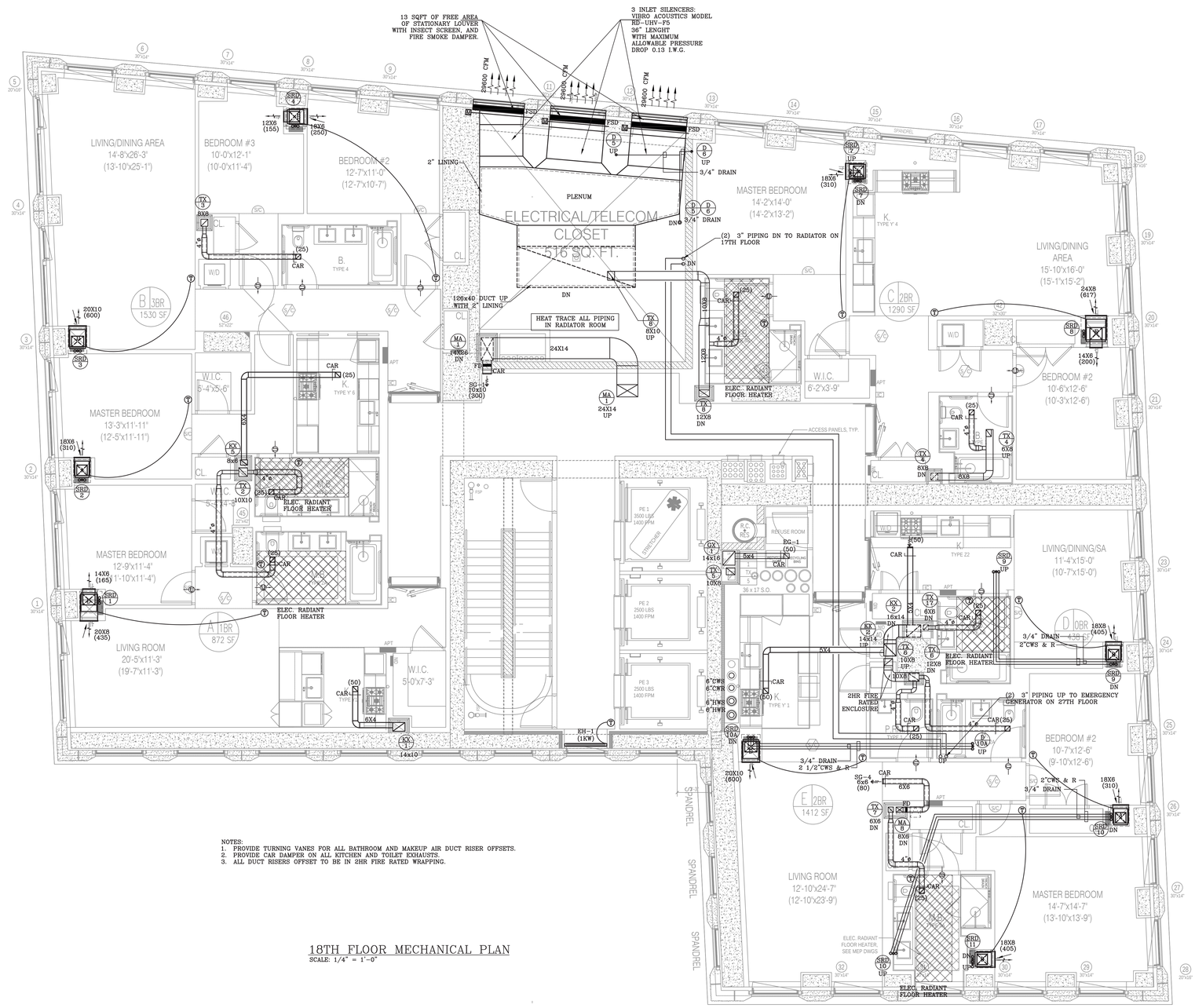

NOTES:
1. PROVIDE TURNING VANES FOR ALL BATHROOM AND MAKEUP AIR DUCT RISER OFFSETS.
2. PROVIDE CAR DAMPER ON ALL KITCHEN AND TOILET EXHAUSTS.
3. ALL DUCT RISERS OFFSET TO BE IN 2HR FIRE RATED WRAPPING.

18TH FLOOR MECHANICAL PLAN
SCALE: 1/4" = 1'-0"

NOTE: THIS PLAN IS APPROVED ONLY FOR WORK INDICATED ON THE APPLICATION SPECIFICATION SHEET. ALL OTHER MATTERS SHOWN ARE NOT TO BE RELIED UPON OR TO BE CONSIDERED AS EITHER BEING APPROVED OR IN ACCORDANCE WITH APPLICABLE CODES.

NOTE: TO THE BEST OF MY KNOWLEDGE, BELIEF AND PROFESSIONAL JUDGMENT, THESE PLANS AND SPECIFICATIONS ARE IN COMPLIANCE WITH 2016 NEW YORK CITY ENERGY CONSERVATION CODE (BY APPLICATION OF ASHRAE-90.1/2013)

Clara Gomez
Buildings
APPROVED
Under Directive 2 of 1975
Date: 11/06/2017
NYC Development Hub

KEY PLAN

NOTES:

Number:	Date:	Revision:
17	09/22/2017	ISSUED TO DOB
16	09/22/2017	ASI-XXX STANDBY GENERATOR
15	06/14/2017	100% CD SUBMISSION 3
14	03/31/2017	91% CD SUBMISSION 2
13	03/16/2017	RE-SUBMISSION FOR EN COMMENTS
12	01/20/2017	80% CD SUBMISSION 1
11	01/13/2017	REVISED BUY SET
10	01/06/2017	RE-SUBMISSION FOR EN COMMENTS
9	12/22/2016	RE-SUBMISSION FOR EN COMMENTS
8	11/28/2016	RE-SUBMISSION FOR DOB FILING
7	11/11/2016	CORE & SHELL BUY SET
6	10/07/2016	CORE & SHELL BID SET
5	09/13/2016	PROGRESS SET FOR BUDGETING
4	07/06/2016	HLB FILING SET
3	06/20/2016	100% DD SET
2	05/02/2016	50% DD SET
1	04/11/2016	PRELIMINARY PRICING SET

Project:
130 WILLIAM STREET
130 WILLIAM STREET
NEW YORK, NY 10038

Client:
THE LIGHTSTONE GROUP
130 WILLIAM STREET PROPERTY OWNER LLC
460 PARK AVE, 13TH FLOOR
NEW YORK, NY 10022
(212) 616-9971

Architect:
HILL | WEST ARCHITECTS
11 BROADWAY
17TH FLOOR
NEW YORK, NY 10004
T. 212 213 8007

Creative Director
Adjaye Associates
415 Broadway, 3rd Fl.
New York, NY 10013
(212) 965-8477

Building Structures:
McNamara Salvia
62 West 45th Street, 11th Fl.
New York, NY 10036
(212) 246-9800

MEP Engineer:
Ventrop ECG, LLC
355 W 34th Street, 3rd Fl.
New York, NY 10001
(212) 244-5060

Exterior Facade Consultant:
Gilsanz Murray Steficek, LLP
129 West 27th Street, 5th Fl.
New York, NY 10001
(212) 254-0030

Landscape Architect:
Weintraub Diaz, LLC
19 New Street
Nyack, NY 10960
(845) 353-2500

Civil Engineer & Acoustic Consultant:
AKRF Engineering PC
440 Park Avenue South, 7th Fl.
New York, NY 10016
(646) 388-9829

IT & Security Consultant:
Anj Communications
133 Sunny Ridge Road
Harrison, New York 10528
(914) 967-1967

Pool Consultant:
Integrated Aquatics Engineering, Inc.
75 Shewell Ave
Doylestown, PA 18901
(215) 230-9623

Elevator Consultant:
Jenkins and Huntington
1251 Avenue of the Americas
New York, NY 10020
(212) 696-1818

DOB STAMPS & SIGNATURES:

DWG TITLE:
18TH FLOOR
MECHANICAL PLAN

NB#121192903

SEAL & SIGNATURE:
STATE OF NEW YORK WILSON WONG LICENSED PROFESSIONAL ENGINEER 088187

DATE: 11/19/15
PROJECT #: 2015-527
SCALE: AS NOTED
DWG NO: M-121.00

DEPT OF BLDGS 121192903 Job Number
E300643333IS Scan Code

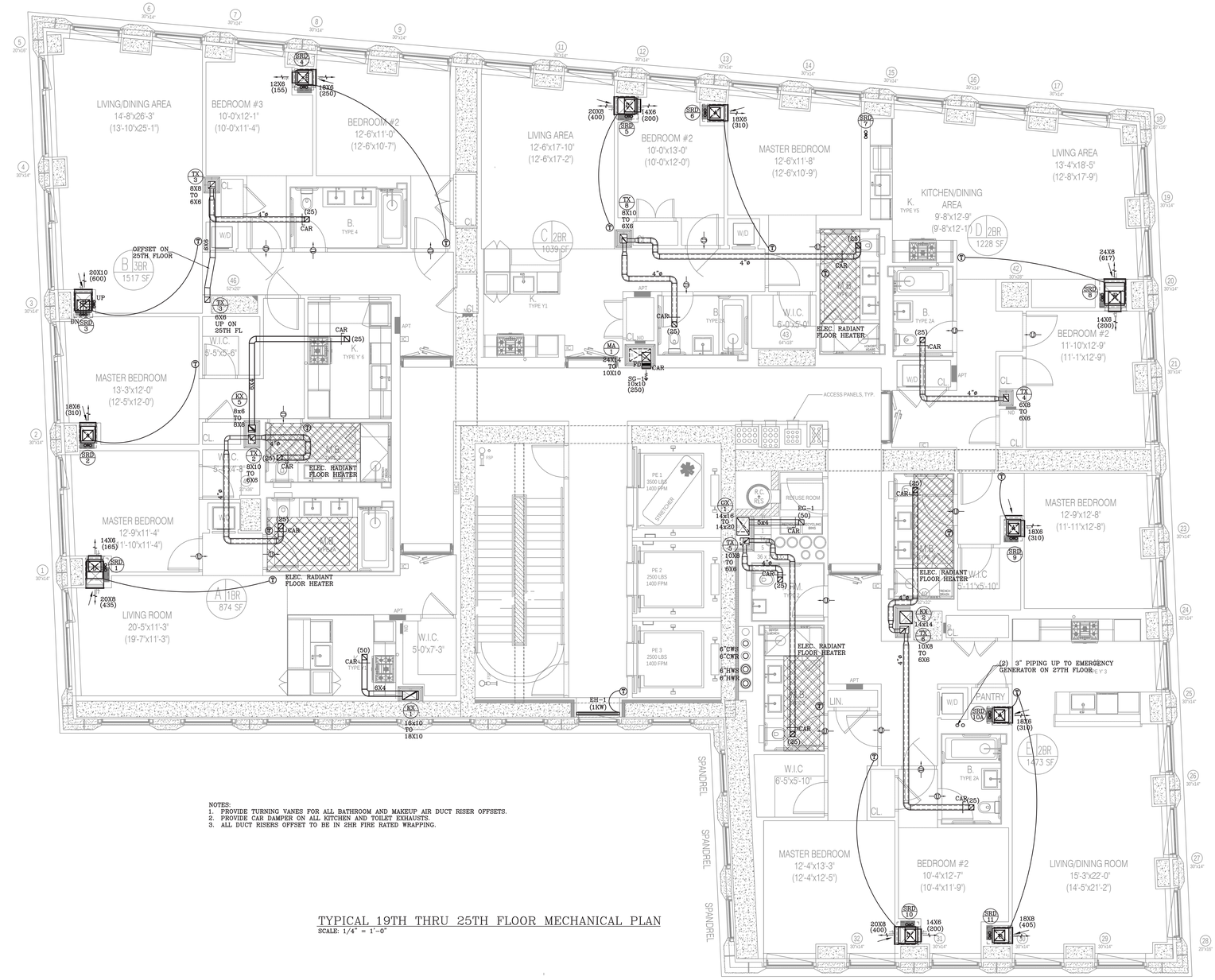

NOTES:
1. PROVIDE TURNING VANES FOR ALL BATHROOM AND MAKEUP AIR DUCT RISER OFFSETS.
2. PROVIDE CAR DAMPER ON ALL KITCHEN AND TOILET EXHAUSTS.
3. ALL DUCT RISERS OFFSET TO BE IN 2HR FIRE RATED WRAPPING.

TYPICAL 19TH THRU 25TH FLOOR MECHANICAL PLAN
SCALE: 1/4" = 1'-0"

NOTE: THIS PLAN IS APPROVED ONLY FOR WORK INDICATED ON THE APPLICATION SPECIFICATION SHEET. ALL OTHER MATTERS SHOWN ARE NOT TO BE RELIED UPON OR TO BE CONSIDERED AS EITHER BEING APPROVED OR IN ACCORDANCE WITH APPLICABLE CODES.

NOTE: TO THE BEST OF MY KNOWLEDGE, BELIEF AND PROFESSIONAL JUDGMENT, THESE PLANS AND SPECIFICATIONS ARE IN COMPLIANCE WITH 2016 NEW YORK CITY ENERGY CONSERVATION CODE (BY APPLICATION OF ASHRAE-90.1/2013)

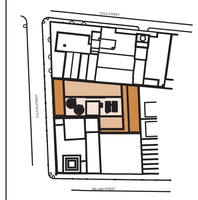

KEY PLAN

NOTES:

Number:	Date:	Revision:
16	09/22/2017	ISSUED TO DOB
15	06/14/2017	100% CD SUBMISSION (A)
14	03/31/2017	91% CD SUBMISSION
13	03/16/2017	RE-SUBMISSION FOR EN COMMENTS (A)
12	01/20/2017	80% CD SUBMISSION (A)
11	01/13/2017	REVISED BUY SET
10	01/06/2017	RE-SUBMISSION FOR EN COMMENTS
9	12/22/2016	RE-SUBMISSION FOR EN COMMENTS
8	11/28/2016	RE-SUBMISSION FOR DOB FILING
7	11/11/2016	CORE & SHELL BUY SET
6	10/07/2016	CORE & SHELL BID SET
5	09/13/2016	PROGRESS SET FOR BUDGETING
4	07/06/2016	HLB FILING SET
3	06/20/2016	100% DD SET
2	05/02/2016	50% DD SET
1	04/11/2016	PRELIMINARY PRICING SET

Project:
130 WILLIAM STREET
130 WILLIAM STREET
NEW YORK, NY 10038

Client:
THE LIGHTSTONE GROUP
130 WILLIAM STREET PROPERTY OWNER LLC
460 PARK AVE, 13TH FLOOR
NEW YORK, NY 10022
(212) 616-9971

Architect:
HILL | WEST ARCHITECTS
11 BROADWAY
17TH FLOOR
NEW YORK, NY 10004
T. 212 213 8007

Creative Director
Adjaye Associates
415 Broadway, 3rd Fl.
New York, NY 10013
(212) 965-8477

Building Structures:
McNamara Salvia
62 West 45th Street, 11th Fl.
New York, NY 10036
(212) 246-9800

MEP Engineer:
Ventrop ECG, LLC
355 W 34th Street, 3rd Fl.
New York, NY 10001
(212) 244-5060

Exterior Facade Consultant:
Gilsanz Murray Steficek, LLP
129 West 27th Street, 5th Fl.
New York, NY 10001
(212) 254-0030

Landscape Architect:
Weintraub Diaz, LLC
19 New Street
Nyack, NY 10960
(845) 353-2500

Civil Engineer & Acoustic Consultant:
AKRF Engineering PC
440 Park Avenue South, 7th Fl.
New York, NY 10016
(646) 388-9829

IT & Security Consultant:
Anj Communications
133 Sunny Ridge Road
Harrison, New York 10528
(914) 967-1967

Pool Consultant:
Integrated Aquatics Engineering, Inc.
75 Shewell Ave
Doylestown, PA 18901
(215) 230-8623

Elevator Consultant:
Jenkins and Huntington
1251 Avenue of the Americas
New York, NY 10020
(212) 696-1818

DOB STAMPS & SIGNATURES:

Clara Gomez
Buildings
APPROVED
Under Directive 2 of 1975
Date: 11/06/2017
NYC Development Hub

DWG TITLE:
TYPICAL 19TH THRU 25TH FLOOR
MECHANICAL PLAN

NB#121192903

SEAL & SIGNATURE:
STATE OF NEW YORK · WILSON WONG · LICENSED PROFESSIONAL ENGINEER

DATE: 11/19/15
PROJECT #: 2015-527
SCALE: AS NOTED
DWG NO: M-122.00

DEPT OF BLDGS 121192903 Job Number
E315553W3 Scan Code

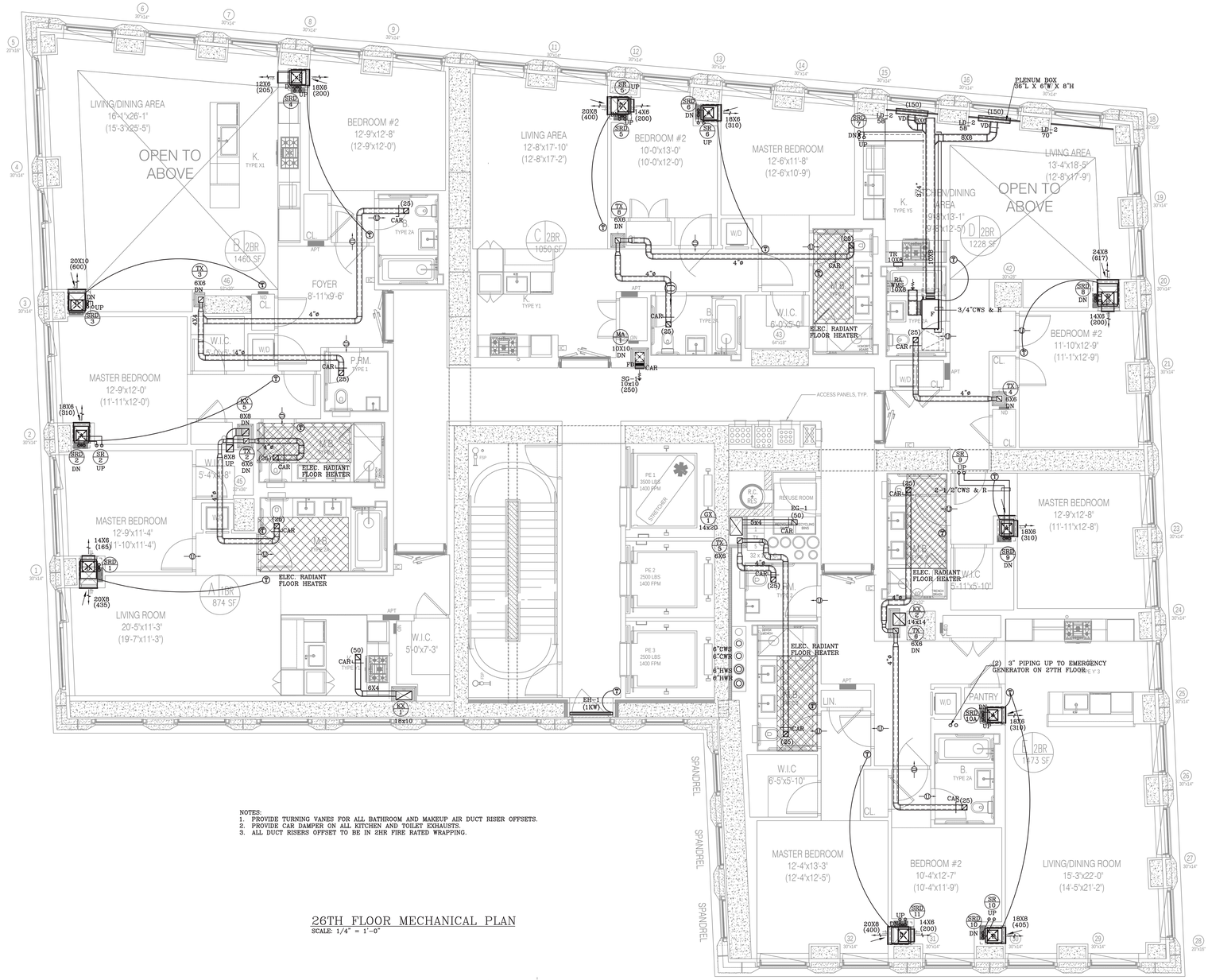

NOTES:
1. PROVIDE TURNING VANES FOR ALL BATHROOM AND MAKEUP AIR DUCT RISER OFFSETS.
2. PROVIDE CAR DAMPER ON ALL KITCHEN AND TOILET EXHAUSTS.
3. ALL DUCT RISERS OFFSET TO BE IN 2HR FIRE RATED WRAPPING.

26TH FLOOR MECHANICAL PLAN
SCALE: 1/4" = 1'-0"

NOTE: THIS PLAN IS APPROVED ONLY FOR WORK INDICATED ON THE APPLICATION SPECIFICATION SHEET. ALL OTHER MATTERS SHOWN ARE NOT TO BE RELIED UPON OR TO BE CONSIDERED AS EITHER BEING APPROVED OR IN ACCORDANCE WITH APPLICABLE CODES.

NOTE: TO THE BEST OF MY KNOWLEDGE, BELIEF AND PROFESSIONAL JUDGMENT, THESE PLANS AND SPECIFICATIONS ARE IN COMPLIANCE WITH 2016 NEW YORK CITY ENERGY CONSERVATION CODE (BY APPLICATION OF ASHRAE-90.1/2013)

Clara Gomez
Building Inspector
APPROVED
Under Directive 1 of 1975
Date: 11/06/2017
NYC Development Hub

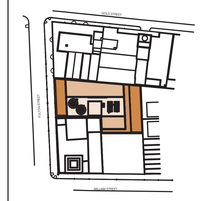

KEY PLAN

NOTES:

Number:	Date:	Revision:
16	09/22/2017	ISSUED TO DOB
15	06/14/2017	100% CD SUBMISSION
14	03/31/2017	50% CD SUBMISSION
13	03/16/2017	RE-SUBMISSION FOR EN COMMENTS
12	01/20/2017	80% CD SUBMISSION
11	01/13/2017	REVISED BUY SET
10	01/06/2017	RE-SUBMISSION FOR EN COMMENTS
9	12/22/2016	RE-SUBMISSION FOR EN COMMENTS
8	11/28/2016	RE-SUBMISSION FOR DOB FILING
7	11/11/2016	CORE & SHELL BUY SET
6	10/07/2016	CORE & SHELL BID SET
5	09/13/2016	PROGRESS SET FOR BUDGETING
4	07/06/2016	HLB FILING SET
3	06/20/2016	100% DD SET
2	05/02/2016	50% DD SET
1	04/11/2016	PRELIMINARY PRICING SET

Project:
130 WILLIAM STREET
130 WILLIAM STREET
NEW YORK, NY 10038

Client:
THE LIGHTSTONE GROUP
130 WILLIAM STREET PROPERTY OWNER LLC
460 PARK AVE, 13TH FLOOR
NEW YORK, NY 10022
(212) 616-9971

Architect:
HILL | WEST ARCHITECTS
11 BROADWAY
17TH FLOOR
NEW YORK, NY 10004
T. 212 213 8007

Creative Director
Adjaye Associates
415 Broadway, 3rd Fl.
New York, NY 10013
(212) 965-8477

Building Structures:
McNamara Salvia
62 West 45th Street, 11th Fl.
New York, NY 10036
(212) 246-9800

MEP Engineer:
Ventrop ECG, LLC
355 W 34th Street, 3rd Fl.
New York, NY 10001
(212) 244-5060

Exterior Facade Consultant:
Gilsanz Murray Steficek, LLP
129 West 27th Street, 5th Fl.
New York, NY 10001
(212) 254-0030

Landscape Architect:
Weintraub Diaz, LLC
19 New Street
Nyack, NY 10960
(845) 353-2500

Civil Engineer & Acoustic Consultant:
AKRF Engineering PC
440 Park Avenue South, 7th Fl.
New York, NY 10016
(646) 388-9829

IT & Security Consultant:
Anj Communications
133 Sunny Ridge Road
Harrison, New York 10528
(914) 967-1967

Pool Consultant:
Integrated Aquatics Engineering, Inc.
75 Shewell Ave
Doylestown, PA 18901
(215) 230-8623

Elevator Consultant:
Jenkins and Huntington
1251 Avenue of the Americas
New York, NY 10020
(212) 696-1818

DOB STAMPS & SIGNATURES:

DWG TITLE:
26TH FLOOR
MECHANICAL PLAN

NB#121192903

SEAL & SIGNATURE:
STATE OF NEW YORK · WILSON WONG · LICENSED PROFESSIONAL ENGINEER

DATE:	11/19/15
PROJECT #:	2015-527
SCALE:	AS NOTED
DWG NO:	M-123.00

DEPT OF BLDGS 121192903 Job Number
E3847653.ABS Scan Code

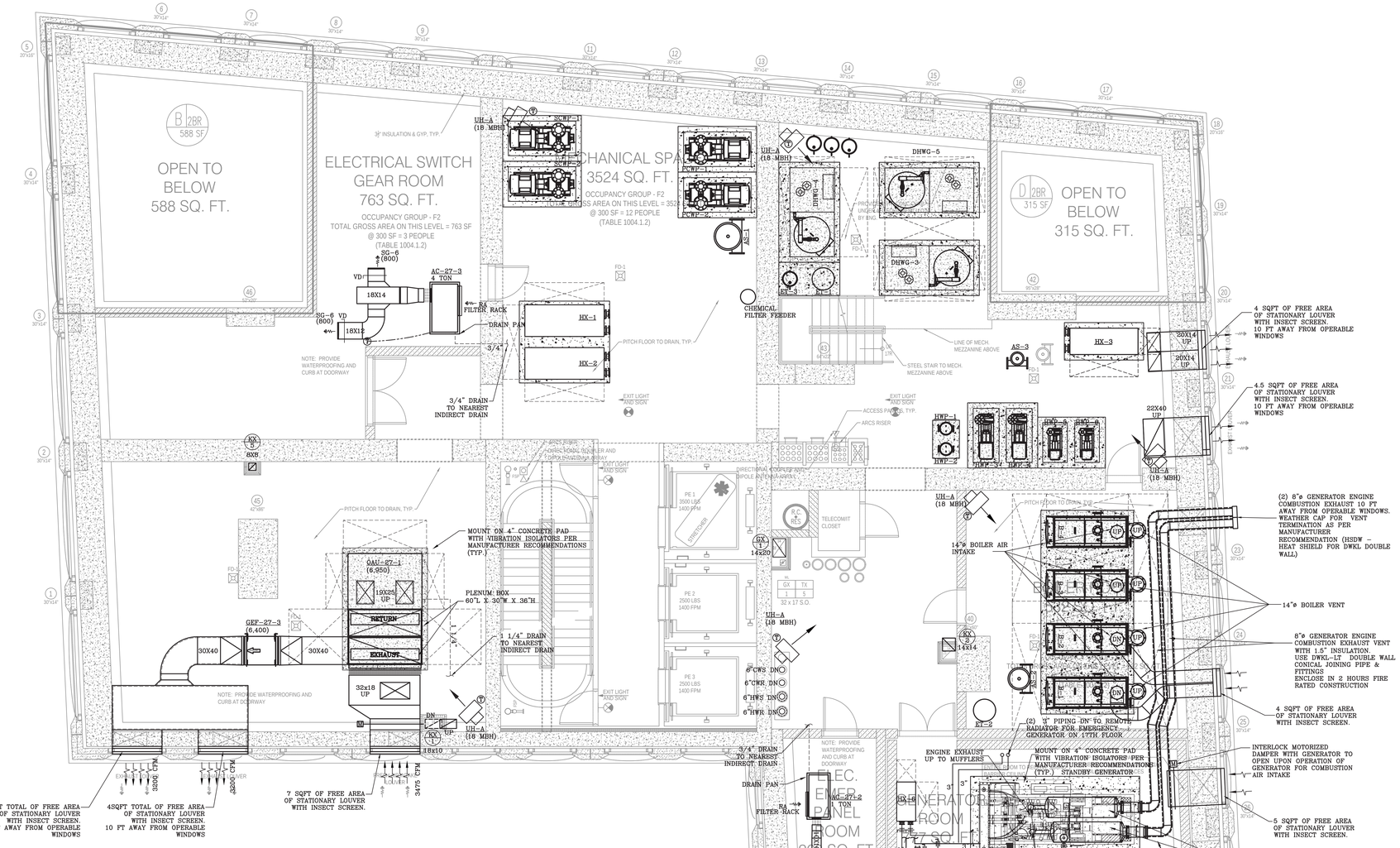

NOTES:
1. ALL OUTSIDE AIR INTAKE DUCT SHALL BE INSULATED WITH 1 1/2" FIBERGLASS DUCT WRAP INSULATION.
2. ALL OUTSIDE AIR INTAKES SHALL BE PROVIDED WITH MOTORIZED DAMPERS AND INTERLOCKED WITH RESPECTIVE HVAC UNIT TO FULLY OPEN WHEN UNIT IS RUNNING AND FULLY CLOSE WHEN UNIT IS OFF.
3. PROVIDE TURNING VANES FOR ALL OUTSIDE AIR INTAKE DUCTS.
4. DUCT DIMENSIONS SHOWN ARE INSIDE DIMENSIONS. DUCTS SIZE SHALL BE INCREASED WHERE THE ACOUSTICAL LINING IS PROVIDED.
5. PROVIDE TURNING VANES FOR ALL BATHROOM AND MAKEUP AIR DUCT RISER OFFSETS.
6. SEE M-201 FOR MECHANICAL PIPING PLANS
7. PROVIDE 1" INTERNAL ACOUSTICAL LINING FOR PLENUM AND SUPPLY DUCT UP TO 20FT DISTANCE FROM OAU-27-1.
8. PROVIDE 1" INTERNAL ACOUSTICAL LINING FOR DISCHARGE DUCT OF GEF-27-3.
9. ALL DUCT RISERS OFFSET TO BE IN 2HR FIRE RATED WRAPPING.
10. HEAT EXCHANGER HX-6 AND PUMP RP-1 AS PART OF THE EMERGENCY GENERATOR PACKAGE TO BE INSTALLED BY MECHANICAL CONTRACTOR.

27TH FLOOR MECHANICAL PLAN
SCALE: 1/4" = 1'-0"

NOTE: THIS PLAN IS APPROVED ONLY FOR WORK INDICATED ON THE APPLICATION, SPECIFICATION SHEET. ALL OTHER MATTERS SHOWN ARE NOT TO BE RELIED UPON OR TO BE CONSIDERED AS EITHER BEING APPROVED OR IN ACCORDANCE WITH APPLICABLE CODES.

NOTE: TO THE BEST OF MY KNOWLEDGE, BELIEF AND PROFESSIONAL JUDGMENT, THESE PLANS AND SPECIFICATIONS ARE IN COMPLIANCE WITH 2016 NEW YORK CITY ENERGY CONSERVATION CODE (BY APPLICATION OF ASHRAE–90.1/2013)

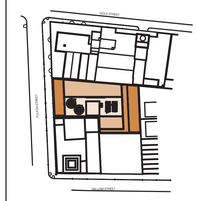

KEY PLAN

NOTES:

Number:	Date:	Revision:
17	09/22/2017	ISSUED TO DOB
16	09/22/2017	ASI-XXX STANDBY GENERATOR
15	06/14/2017	100% CD SUBMISSION 2
14	03/31/2017	91% CD SUBMISSION 1
13	03/16/2017	RE-SUBMISSION FOR EN COMMENTS
12	01/09/2017	80% CD SUBMISSION 1
11	01/13/2017	REVISED BUY SET
10	01/06/2017	RE-SUBMISSION FOR EN COMMENTS
9	10/20/2016	RE-SUBMISSION FOR EN COMMENTS
8	11/28/2016	RE-SUBMISSION FOR DOB FILING
7	11/11/2016	CORE & SHELL BUY SET
6	10/07/2016	CORE & SHELL BID SET
5	09/13/2016	PROGRESS SET FOR BUDGETING
4	07/06/2016	HLB FILING SET
3	06/29/2016	100% DD SET
2	05/02/2016	50% DD SET
1	04/11/2016	PRELIMINARY PRICING SET

Project:
130 WILLIAM STREET
130 WILLIAM STREET
NEW YORK, NY 10038

Client:
THE LIGHTSTONE GROUP
130 WILLIAM STREET PROPERTY OWNER LLC
460 PARK AVE, 13TH FLOOR
NEW YORK, NY 10022
(212) 616-9971

Architect:
HILL | WEST ARCHITECTS
11 BROADWAY
17TH FLOOR
NEW YORK, NY 10004
T. 212 213 8007

Creative Director
Adjaye Associates
415 Broadway, 3rd Fl.
New York, NY 10013
(212) 965-8477

Building Structures:
McNamara Salvia
62 West 45th Street, 11th Fl.
New York, NY 10036
(212) 246-9800

MEP Engineer:
Ventrop ECG, LLC
365 W 34th Street, 3rd Fl.
New York, NY 10001
(212) 244-5060

Exterior Facade Consultant:
Gilsanz Murray Steficek, LLP
129 West 27th Street, 5th Fl.
New York, NY 10001
(212) 254-0030

Landscape Architect:
Weintraub Diaz, LLC
19 New Street
Nyack, NY 10960
(845) 353-2500

Civil Engineer & Acoustic Consultant:
AKRF Engineering PC
440 Park Avenue South, 7th Fl.
New York, NY 10016
(646) 388-9829

IT & Security Consultant:
Anj Communications
133 Sunny Ridge Road
Harrison, New York 10528
(914) 967-1967

Pool Consultant:
Integrated Aquatics Engineering, Inc.
79 Shewell Ave
Doylestown, PA 18901
(215) 230-8623

Elevator Consultant:
Jenkins and Huntington
1251 Avenue of the Americas
New York, NY 10020
(212)-696-1818

DOB STAMPS & SIGNATURES:

Clare Gomez
APPROVED
Under Directive 1 of 1975
Date: 11/06/2017
NYC Development Hub

DWG TITLE:
27TH FLOOR
MECHANICAL PLAN

NB#121192903

SEAL & SIGNATURE:
STATE OF NEW YORK HAOLON WONG LICENSED PROFESSIONAL ENGINEER

DATE: 11/9/15
PROJECT #: 2015-527
SCALE: AS NOTED
M-124.00
DWG NO.

DEPT OF BLDGS 121192903 Job Number
B1611044313 Scan Code

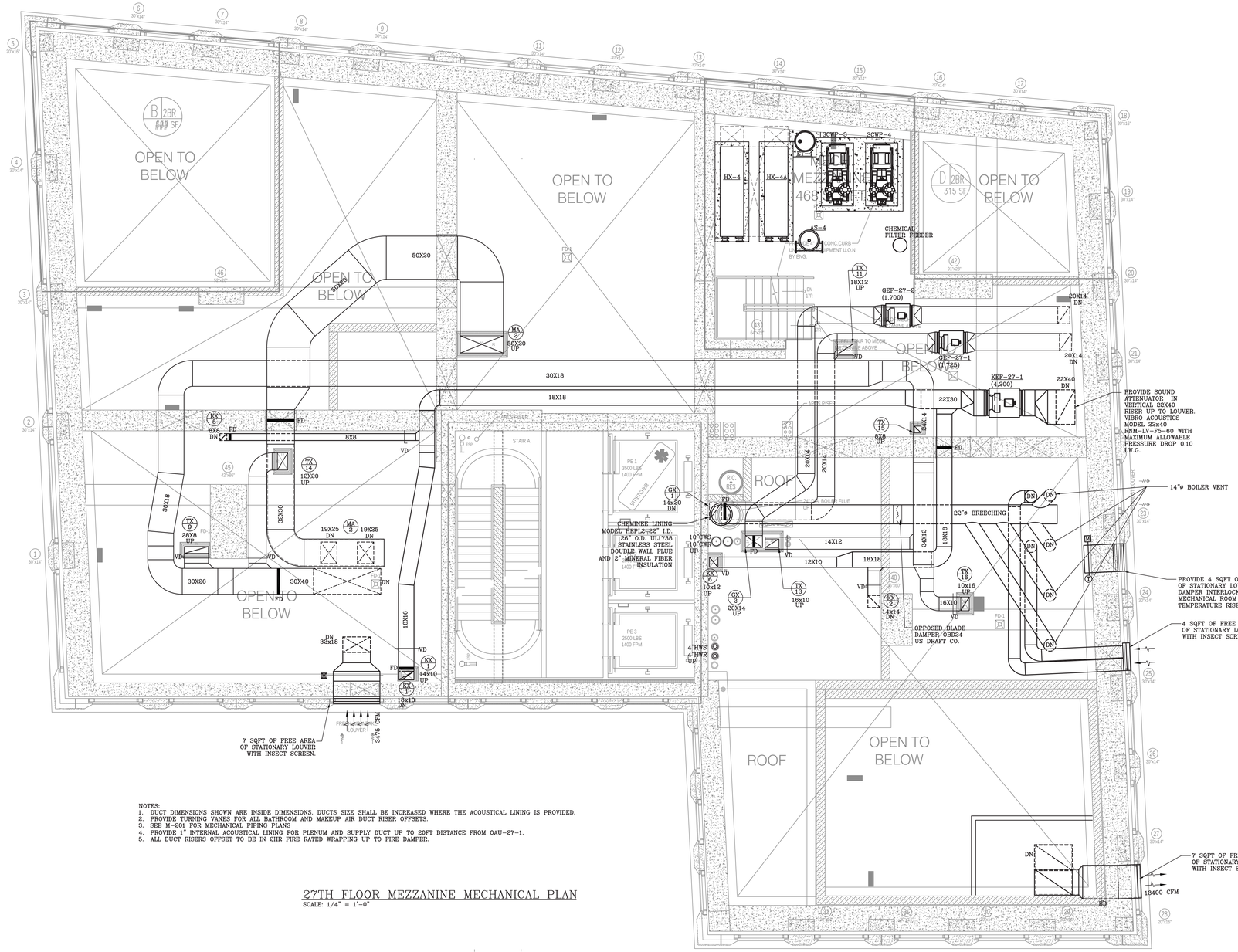

NOTES:
1. DUCT DIMENSIONS SHOWN ARE INSIDE DIMENSIONS. DUCTS SIZE SHALL BE INCREASED WHERE THE ACOUSTICAL LINING IS PROVIDED.
2. PROVIDE TURNING VANES FOR ALL BATHROOM AND MAKEUP AIR DUCT RISER OFFSETS.
3. SEE M-201 FOR MECHANICAL PIPING PLANS
4. PROVIDE 1" INTERNAL ACOUSTICAL LINING FOR PLENUM AND SUPPLY DUCT UP TO 20FT DISTANCE FROM OAU-27-1.
5. ALL DUCT RISERS OFFSET TO BE IN SHR FIRE RATED WRAPPING UP TO FIRE DAMPER.

27TH FLOOR MEZZANINE MECHANICAL PLAN
SCALE: 1/4" = 1'-0"

NOTE: THIS PLAN IS APPROVED ONLY FOR WORK INDICATED ON THE APPLICATION SPECIFICATION SHEET. ALL OTHER MATTERS SHOWN ARE NOT TO BE RELIED UPON OR TO BE CONSIDERED AS EITHER BEING APPROVED OR IN ACCORDANCE WITH APPLICABLE CODES.

NOTE: TO THE BEST OF MY KNOWLEDGE, BELIEF AND PROFESSIONAL JUDGMENT, THESE PLANS AND SPECIFICATIONS ARE IN COMPLIANCE WITH 2016 NEW YORK CITY ENERGY CONSERVATION CODE (BY APPLICATION OF ASHRAE-90.1/2013)

Clare Gomez
APPROVED
Under Directive 1 of 1975
Date: 11/06/2017
NYC Development Hub

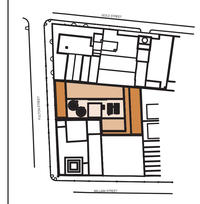

KEY PLAN

NOTES:

Number:	Date:	Revision:
17	09/22/2017	ISSUED TO DOB
16	09/22/2017	ASI-XXX STANDBY GENERATOR
15	06/14/2017	100% CD SUBMISSION 2
14	03/31/2017	50% CD SUBMISSION 3
13	03/16/2017	RE-SUBMISSION FOR EN COMMENTS
12	01/20/2017	80% CD SUBMISSION 1
11	01/13/2017	REVISED BUY SET
10	01/06/2017	RE-SUBMISSION FOR EN COMMENTS
9	12/22/2016	RE-SUBMISSION FOR EN COMMENTS
8	11/28/2016	RE-SUBMISSION FOR DOB FILING
7	11/11/2016	CORE & SHELL BUY SET
6	10/07/2016	CORE & SHELL BID SET
5	09/13/2016	PROGRESS SET FOR BUDGETING
4	07/06/2016	HUB FILING SET
3	06/20/2016	100% DD SET
2	05/02/2016	50% DD SET
1	04/11/2016	PRELIMINARY PRICING SET

Project:
130 WILLIAM STREET
130 WILLIAM STREET
NEW YORK, NY 10038

Client:
THE LIGHTSTONE GROUP
130 WILLIAM STREET PROPERTY OWNER LLC
460 PARK AVE, 13TH FLOOR
NEW YORK, NY 10022
(212) 616-9971

Architect:
HILL | WEST ARCHITECTS
11 BROADWAY
17TH FLOOR
NEW YORK, NY 10004
T. 212 213 8007

Creative Director
Adjaye Associates
415 Broadway, 3rd Fl.
New York, NY 10013
(212) 965-8477

Building Structures:
McNamara Salvia
62 West 45th Street, 11th Fl.
New York, NY 10036
(212) 246-9800

MEP Engineer:
Ventrop ECG, LLC
365 W 34th Street, 3rd Fl.
New York, NY 10001
(212) 244-5060

Exterior Facade Consultant:
Gilsanz Murray Steficek, LLP
129 West 27th Street, 5th Fl.
New York, NY 10001
(212) 254-0030

Landscape Architect:
Weintraub Diaz, LLC
19 New Street
Nyack, NY 10960
(845) 353-2500

Civil Engineer & Acoustic Consultant:
AKRF Engineering PC
440 Park Avenue South, 7th Fl.
New York, NY 10016
(646) 388-9829

IT & Security Consultant:
Anj Communications
133 Sunny Ridge Road
Harrison, New York 10528
(914) 967-1967

Pool Consultant:
Integrated Aquatics Engineering, Inc.
79 Shewell Ave
Doylestown, PA 18901
(215) 230-8623

Elevator Consultant:
Jenkins and Huntington
1251 Avenue of the Americas
New York, NY 10020
(212)-696-1818

DOB STAMPS & SIGNATURES:

DWG TITLE:
27TH FLOOR MEZZANINE
MECHANICAL PLAN

NB#121192903

SEAL & SIGNATURE:
STATE OF NEW YORK HAROLDON WONG 029787 LICENSED PROFESSIONAL ENGINEER

DATE: 11/19/15
PROJECT #: 2015-327
SCALE: AS NOTED
DWG NO.: M-125.00

DEPT OF BLDGS 121192903 Job Number
E378869360DA Scan Code

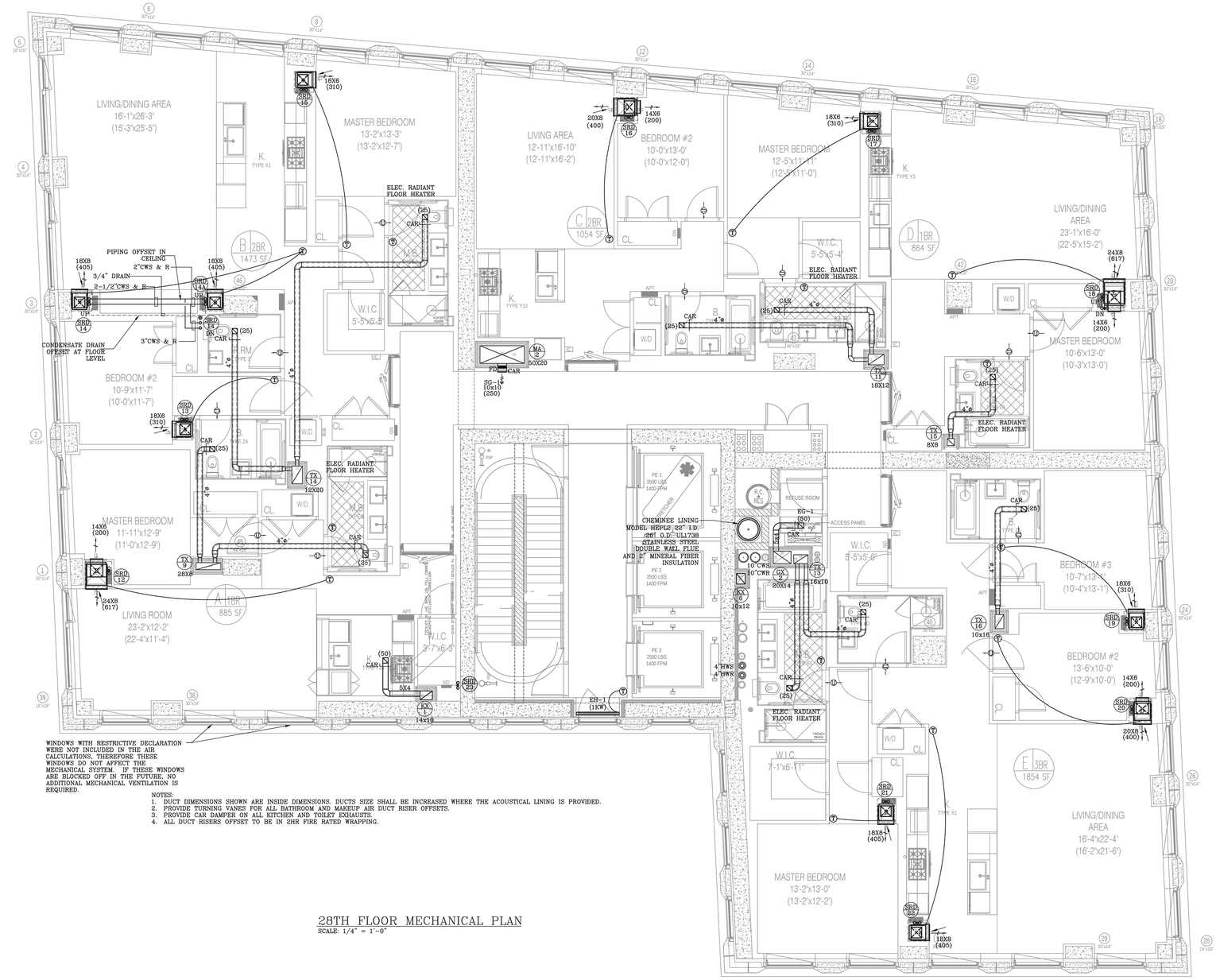

28TH FLOOR MECHANICAL PLAN
SCALE: 1/4" = 1'-0"

NOTE: THIS PLAN IS APPROVED ONLY FOR WORK INDICATED ON THE APPLICATION SPECIFICATION SHEET. ALL OTHER MATTERS SHOWN ARE NOT TO BE RELIED UPON OR TO BE CONSIDERED AS EITHER BEING APPROVED OR IN ACCORDANCE WITH APPLICABLE CODES.

NOTE: TO THE BEST OF MY KNOWLEDGE, BELIEF AND PROFESSIONAL JUDGMENT, THESE PLANS AND SPECIFICATIONS ARE IN COMPLIANCE WITH 2016 NEW YORK CITY ENERGY CONSERVATION CODE (BY APPLICATION OF ASHRAE-90.1/2013)

Clara Gomez
Building Inspector
APPROVED
Under Directive 1 of 1975
Date: 11/06/2017
NYC Development Hub

KEY PLAN

NOTES:

Number:	Date:	Revision:
16	09/22/2017	ISSUED TO DOB
15	06/14/2017	100% CD SUBMISSION
14	03/31/2017	94% CD SUBMISSION
13	03/16/2017	RE-SUBMISSION FOR EN COMMENTS
12	01/20/2017	80% CD SUBMISSION
11	01/13/2017	REVISED BUY SET
10	01/06/2017	RE-SUBMISSION FOR EN COMMENTS
9	12/22/2016	RE-SUBMISSION FOR EN COMMENTS
8	11/28/2016	RE-SUBMISSION FOR DOB FILING
7	11/11/2016	CORE & SHELL BUY SET
6	10/07/2016	CORE & SHELL BID SET
5	09/13/2016	PROGRESS SET FOR BUDGETING
4	07/06/2016	HLB FILING SET
3	06/20/2016	100% DD SET
2	05/02/2016	50% DD SET
1	04/11/2016	PRELIMINARY PRICING SET

Project:
130 WILLIAM STREET
130 WILLIAM STREET
NEW YORK, NY 10038

Client:
THE LIGHTSTONE GROUP
130 WILLIAM STREET PROPERTY OWNER LLC
460 PARK AVE, 13TH FLOOR
NEW YORK, NY 10022
(212) 616-9971

Architect:
HILL | WEST ARCHITECTS
11 BROADWAY
17TH FLOOR
NEW YORK, NY 10004
T. 212 213 8007

Creative Director
Adjaye Associates
415 Broadway, 3rd Fl.
New York, NY 10013
(212) 965-8477

Building Structures:
McNamara Salvia
62 West 45th Street, 11th Fl.
New York, NY 10036
(212) 246-9800

MEP Engineer:
Ventrop ECG, LLC
365 W 34th Street, 3rd Fl.
New York, NY 10001
(212) 244-5060

Exterior Facade Consultant:
Gilsanz Murray Steficek, LLP
129 West 27th Street, 5th Fl.
New York, NY 10001
(212) 254-0030

Landscape Architect:
Weintraub Diaz, LLC
19 New Street
Nyack, NY 10960
(845) 353-2500

Civil Engineer & Acoustic Consultant:
AKRF Engineering PC
440 Park Avenue South, 7th Fl.
New York, NY 10016
(646) 388-9829

IT & Security Consultant:
Anj Communications
133 Sunny Ridge Road
Harrison, New York 10528
(914) 967-1967

Pool Consultant:
Integrated Aquatics Engineering, Inc.
75 Shewell Ave
Doylestown, PA 18901
(215) 230-8623

Elevator Consultant:
Jenkins and Huntington
1251 Avenue of the Americas
New York, NY 10020
(212) 696-1818

DOB STAMPS & SIGNATURES:

DWG TITLE:
28TH FLOOR
MECHANICAL PLAN

NB#121192903

SEAL & SIGNATURE:
STATE OF NEW YORK · WILSON WONG · LICENSED PROFESSIONAL ENGINEER · 086197

DATE: 11/19/15
PROJECT #: 2015-527
SCALE: AS NOTED
DWG NO: M-126.00

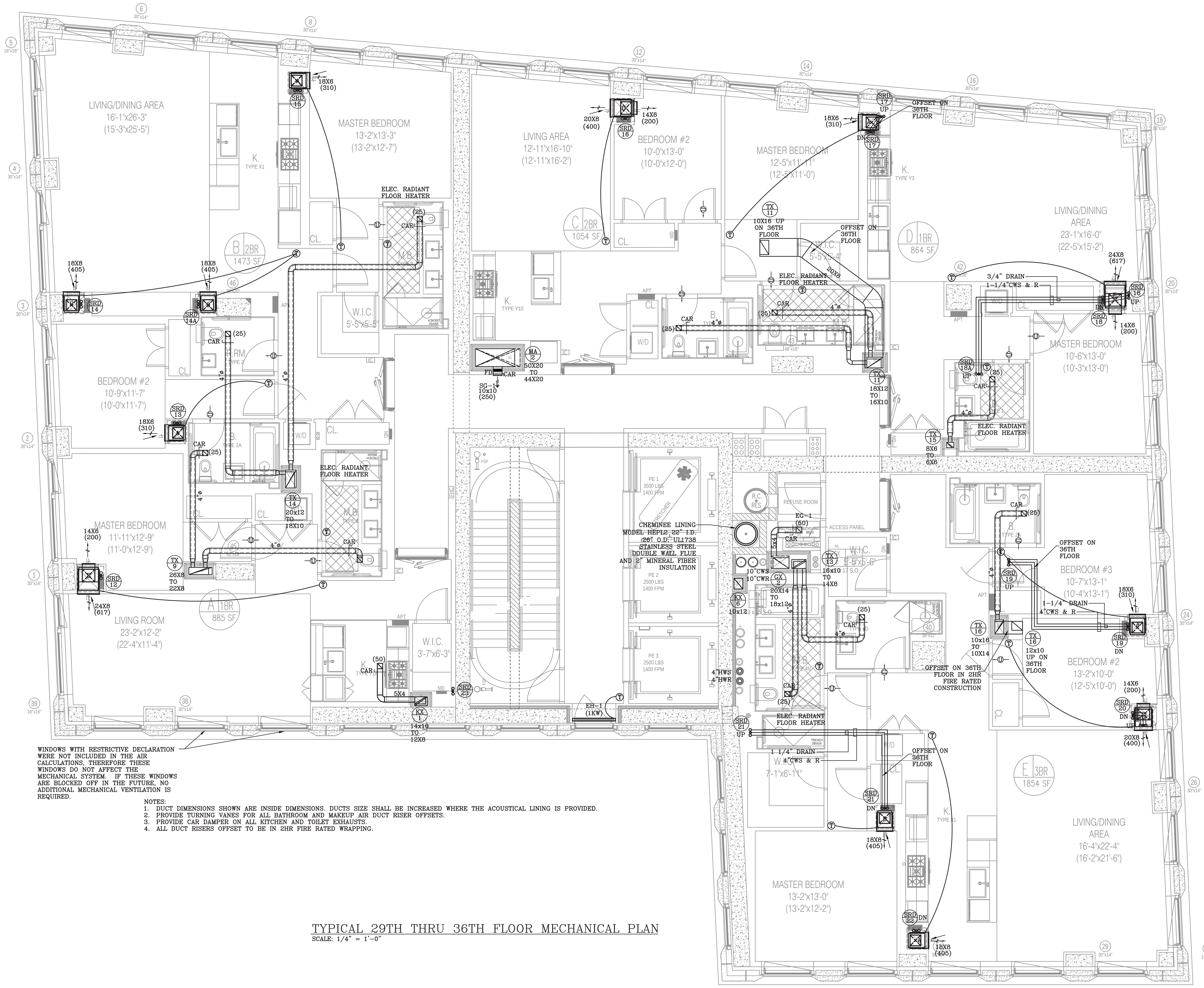

WINDOWS WITH RESTRICTIVE DECLARATION WERE NOT INCLUDED IN THE AIR CALCULATIONS, THEREFORE THESE WINDOWS DO NOT AFFECT THE MECHANICAL SYSTEM. IF THESE WINDOWS ARE BLOCKED OFF IN THE FUTURE, NO ADDITIONAL MECHANICAL VENTILATION IS REQUIRED.

NOTES:
1. DUCT DIMENSIONS SHOWN ARE INSIDE DIMENSIONS. DUCTS SIZE SHALL BE INCREASED WHERE THE ACOUSTICAL LINING IS PROVIDED.
2. PROVIDE TURNING VANES FOR ALL BATHROOM AND MAKEUP AIR DUCT RISER OFFSETS.
3. PROVIDE CAR DAMPER ON ALL KITCHEN AND TOILET EXHAUSTS.
4. ALL DUCT RISERS OFFSET TO BE IN 2HR FIRE RATED WRAPPING.

TYPICAL 29TH THRU 36TH FLOOR MECHANICAL PLAN

SCALE: 1/4" = 1'-0"

NOTE: THIS PLAN IS APPROVED ONLY FOR WORK INDICATED ON THE APPLICATION SPECIFICATION SHEET. ALL OTHER MATTERS SHOWN ARE NOT TO BE RELIED UPON OR TO BE CONSIDERED AS EITHER BEING APPROVED OR IN ACCORDANCE WITH APPLICABLE CODES.

NOTE: TO THE BEST OF MY KNOWLEDGE, BELIEF AND PROFESSIONAL JUDGMENT, THESE PLANS AND SPECIFICATIONS ARE IN COMPLIANCE WITH 2016 NEW YORK CITY ENERGY CONSERVATION CODE (BY APPLICATION OF ASHRAE-90.1/2013)

Clara Gomez
NYC Buildings APPROVED Under Directive 2 of 1975
Date: 11/06/2017
NYC Development Hub

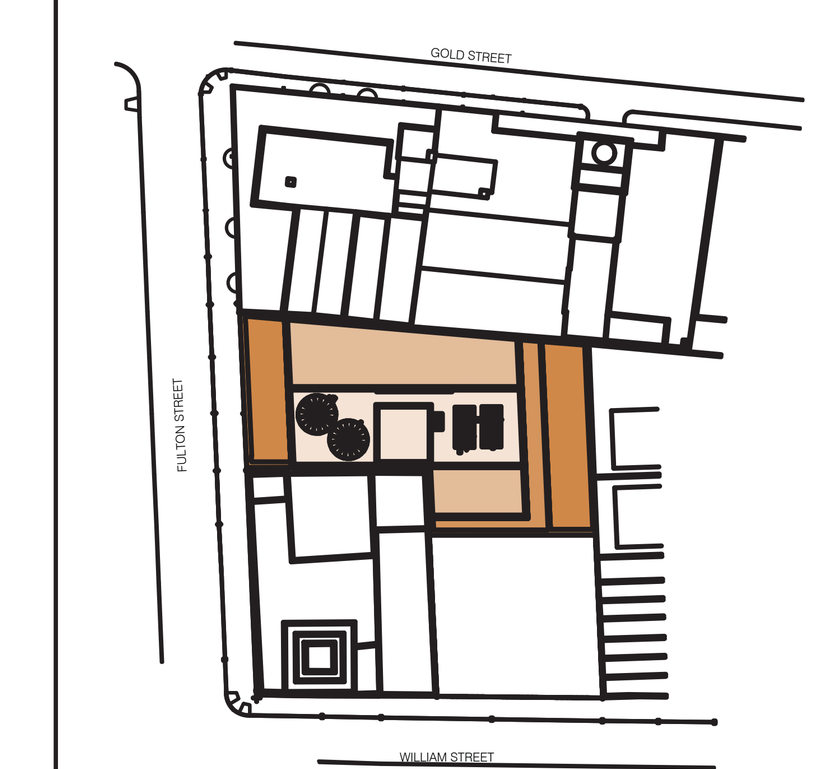

KEY PLAN

NOTES:

Number:	Date:	Revision:
16	09/22/2017	ISSUED TO DOB
15	06/14/2017	100% CD SUBMISSION 3
14	03/31/2017	95% CD SUBMISSION 2
13	02/16/2017	RE-SUBMISSION FOR EN COMMENTS
12	01/20/2017	80% CD SUBMISSION 1
11	01/13/2017	REVISED BUY SET
10	01/06/2017	RE-SUBMISSION FOR EN COMMENTS
9	12/22/2016	RE-SUBMISSION FOR EN COMMENTS
8	11/28/2016	RE-SUBMISSION FOR DOB FILING
7	11/11/2016	CORE & SHELL BUY SET
6	10/07/2016	CORE & SHELL BID SET
5	09/15/2016	PROGRESS SET FOR BUDGETING
4	07/06/2016	HUB FILING SET
3	06/20/2016	100% DD SET
2	05/02/2016	50% DD SET
1	04/11/2016	PRELIMINARY PRICING SET

Project:
130 WILLIAM STREET
130 WILLIAM STREET
NEW YORK, NY 10038

Client:
THE LIGHTSTONE GROUP
130 WILLIAM STREET PROPERTY OWNER LLC
460 PARK AVE, 13TH FLOOR
NEW YORK, NY 10022
(212) 616-9971

Architect:
HILL | WEST ARCHITECTS
11 BROADWAY
17TH FLOOR
NEW YORK, NY 10004
T. 212 213 8007

Creative Director
Adjaye Associates
415 Broadway, 3rd Fl.
New York, NY 10013
(212) 965-8477

Building Structures:
McNamara Salvia
62 West 45th Street, 11th Fl.
New York, NY 10036
(212) 246-9800

MEP Engineer:
Ventrop ECG, LLC
365 W 34th Street, 3rd Fl.
New York, NY 10001
(212) 244-5060

Exterior Facade Consultant:
Gilsanz Murray Steficek, LLP
129 West 27th Street, 5th Fl.
New York, NY 10001
(212) 254-0030

Landscape Architect:
Weintraub Diaz, LLC
19 New Street
Nyack, NY 10960
(845) 353-2500

Civil Engineer & Acoustic Consultant:
AKRF Engineering PC
440 Park Avenue South, 7th Fl.
New York, NY 10016
(646) 388-9829

IT & Security Consultant:
Anj Communications
133 Sunny Ridge Road
Harrison, New York 10528
(914) 967-1967

Pool Consultant:
Integrated Aquatics Engineering, Inc.
75 Shewell Ave
Doylestown, PA 18901
(215) 230-8623

Elevator Consultant:
Jenkins and Huntington
1251 Avenue of the Americas
New York, NY 10020
(212)-696-1818

DOB STAMPS & SIGNATURES:

DWG TITLE:
TYPICAL 29TH THRU 36TH FLOOR
MECHANICAL PLAN

NB#121192903

SEAL & SIGNATURE:
STATE OF NEW YORK · WAILOON WONG · 095187 · LICENSED PROFESSIONAL ENGINEER

DATE: 11/19/15
PROJECT #: 2015-527
SCALE: AS NOTED
M-127.00
DWG NO.

DEPT OF BLDGS 121192903 Job Number
E399952 75147 Scan Code

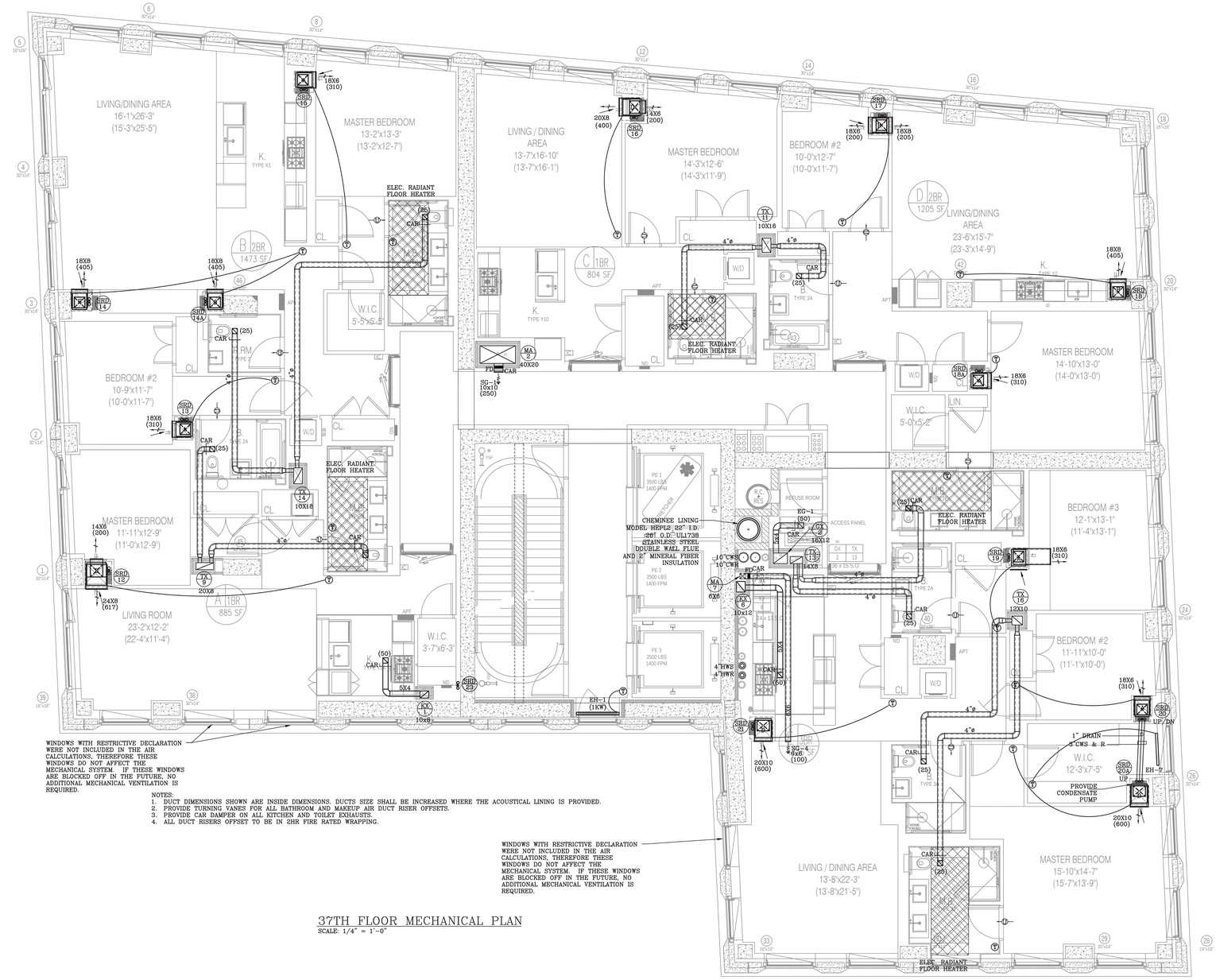

WINDOWS WITH RESTRICTIVE DECLARATION WERE NOT INCLUDED IN THE AIR CALCULATIONS, THEREFORE THESE WINDOWS DO NOT AFFECT THE MECHANICAL SYSTEM. IF THESE WINDOWS ARE BLOCKED OFF IN THE FUTURE, NO ADDITIONAL MECHANICAL VENTILATION IS REQUIRED.

NOTES:
1. DUCT DIMENSIONS SHOWN ARE INSIDE DIMENSIONS. DUCTS SIZE SHALL BE INCREASED WHERE THE ACOUSTICAL LINING IS PROVIDED.
2. PROVIDE TURNING VANES FOR ALL BATHROOM AND MAKEUP AIR DUCT RISER OFFSETS.
3. PROVIDE CAR DAMPER ON ALL KITCHEN AND TOILET EXHAUSTS.
4. ALL DUCT RISERS OFFSET TO BE IN 2HR FIRE RATED WRAPPING.

WINDOWS WITH RESTRICTIVE DECLARATION WERE NOT INCLUDED IN THE AIR CALCULATIONS, THEREFORE THESE WINDOWS DO NOT AFFECT THE MECHANICAL SYSTEM. IF THESE WINDOWS ARE BLOCKED OFF IN THE FUTURE, NO ADDITIONAL MECHANICAL VENTILATION IS REQUIRED.

37TH FLOOR MECHANICAL PLAN
SCALE: 1/4" = 1'-0"

NOTE: THIS PLAN IS APPROVED ONLY FOR WORK INDICATED ON THE APPLICATION SPECIFICATION SHEET. ALL OTHER MATTERS SHOWN ARE NOT TO BE RELIED UPON OR TO BE CONSIDERED AS EITHER BEING APPROVED OR IN ACCORDANCE WITH APPLICABLE CODES.

NOTE: TO THE BEST OF MY KNOWLEDGE, BELIEF AND PROFESSIONAL JUDGMENT, THESE PLANS AND SPECIFICATIONS ARE IN COMPLIANCE WITH 2016 NEW YORK CITY ENERGY CONSERVATION CODE (BY APPLICATION OF ASHRAE-90.1/2013)

Clara Gomez
APPROVED
Under Directive 2 of 1975
Date: 11/06/2017
NYC Development Hub

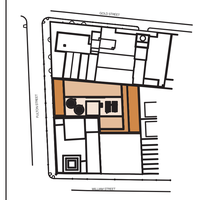

KEY PLAN

NOTES:

Number:	Date:	Revision:
16	09/22/2017	ISSUED TO DOB
15	06/14/2017	100% CD SUBMISSION
14	03/31/2017	94% CD SUBMISSION
13	03/16/2017	RE-SUBMISSION FOR EN COMMENTS
12	01/09/2017	80% CD SUBMISSION
11	01/13/2017	REVISED BUY SET
10	01/06/2017	RE-SUBMISSION FOR EN COMMENTS
9	12/22/2016	RE-SUBMISSION FOR EN COMMENTS
8	11/28/2016	RE-SUBMISSION FOR DOB FILING
7	11/11/2016	CORE & SHELL BUY SET
6	10/07/2016	CORE & SHELL BID SET
5	09/13/2016	PROGRESS SET FOR BUDGETING
4	07/06/2016	HUB FILING SET
3	06/20/2016	100% DD SET
2	05/02/2016	50% DD SET
1	04/11/2016	PRELIMINARY PRICING SET

Project:
130 WILLIAM STREET
130 WILLIAM STREET
NEW YORK, NY 10038

Client:
THE LIGHTSTONE GROUP
130 WILLIAM STREET PROPERTY OWNER LLC
460 PARK AVE, 13TH FLOOR
NEW YORK, NY 10022
(212) 616-9971

Architect:
HILL | WEST ARCHITECTS
11 BROADWAY
17TH FLOOR
NEW YORK, NY 10004
T. 212 213 8007

Creative Director
Adjaye Associates
415 Broadway, 3rd Fl.
New York, NY 10013
(212) 965-8477

Building Structures:
McNamara Salvia
62 West 45th Street, 11th Fl.
New York, NY 10036
(212) 246-9800

MEP Engineer:
Ventrop ECG, LLC
365 W 34th Street, 3rd Fl.
New York, NY 10001
(212) 244-5060

Exterior Facade Consultant:
Gilsanz Murray Steficek, LLP
129 West 27th Street, 5th Fl.
New York, NY 10001
(212) 254-0030

Landscape Architect:
Weintraub Diaz, LLC
19 New Street
Nyack, NY 10960
(845) 353-2500

Civil Engineer & Acoustic Consultant:
AKRF Engineering PC
440 Park Avenue South, 7th Fl.
New York, NY 10016
(646) 388-9829

IT & Security Consultant:
Anj Communications
133 Sunny Ridge Road
Harrison, New York 10528
(914) 967-1967

Pool Consultant:
Integrated Aquatics Engineering, Inc.
75 Shewell Ave
Doylestown, PA 18901
(215) 230-8623

Elevator Consultant:
Jenkins and Huntington
1251 Avenue of the Americas
New York, NY 10020
(212) 696-1818

DOB STAMPS & SIGNATURES:

DWG TITLE:
37TH FLOOR
MECHANICAL PLAN

NB#121192903

SEAL & SIGNATURE:
STATE OF NEW YORK · WILSON WONG · LICENSED PROFESSIONAL ENGINEER · 086197

DATE:	11/19/15
PROJECT #:	2015-527
SCALE:	AS NOTED
DWG NO:	M-128.00

29 OF 67

DEPT OF BLDGS 121192903 Job Number
E526786247I Scan Code

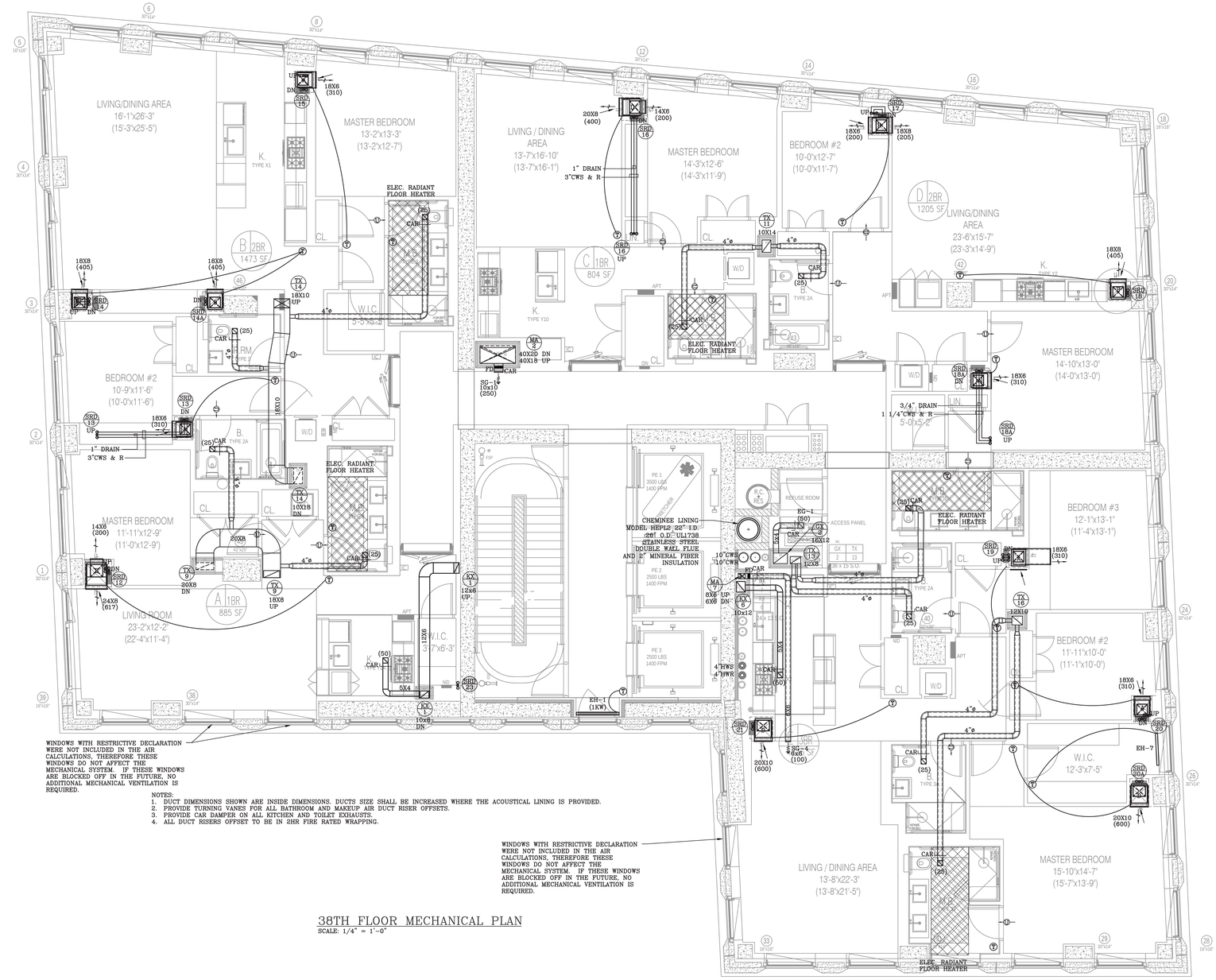

38TH FLOOR MECHANICAL PLAN
SCALE: 1/4" = 1'-0"

NOTE: THIS PLAN IS APPROVED ONLY FOR WORK INDICATED ON THE APPLICATION SPECIFICATION SHEET. ALL OTHER MATTERS SHOWN ARE NOT TO BE RELIED UPON OR TO BE CONSIDERED AS EITHER BEING APPROVED OR IN ACCORDANCE WITH APPLICABLE CODES.

NOTE: TO THE BEST OF MY KNOWLEDGE, BELIEF AND PROFESSIONAL JUDGMENT, THESE PLANS AND SPECIFICATIONS ARE IN COMPLIANCE WITH 2016 NEW YORK CITY ENERGY CONSERVATION CODE (BY APPLICATION OF ASHRAE-90.1/2013)

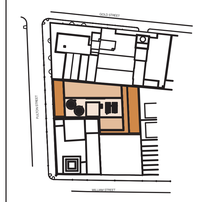

KEY PLAN

NOTES:

Number:	Date:	Revision:
16	09/22/2017	ISSUED TO DOB
15	06/14/2017	100% CD SUBMISSION (3)
14	03/31/2017	91% CD SUBMISSION
13	03/16/2017	RE-SUBMISSION FOR EN COMMENTS (2)
12	01/09/2017	80% CD SUBMISSION (1)
11	01/13/2017	REVISED BUY SET
10	01/06/2017	RE-SUBMISSION FOR EN COMMENTS
9	12/22/2016	RE-SUBMISSION FOR EN COMMENTS
8	11/28/2016	RE-SUBMISSION FOR DOB FILING
7	11/11/2016	CORE & SHELL BUY SET
6	10/07/2016	CORE & SHELL BID SET
5	09/13/2016	PROGRESS SET FOR BUDGETING
4	07/06/2016	HLB FILING SET
3	06/20/2016	100% DD SET
2	05/02/2016	50% DD SET
1	04/11/2016	PRELIMINARY PRICING SET

Project:
130 WILLIAM STREET
130 WILLIAM STREET
NEW YORK, NY 10038

Client:
THE LIGHTSTONE GROUP
130 WILLIAM STREET PROPERTY OWNER LLC
460 PARK AVE, 13TH FLOOR
NEW YORK, NY 10022
(212) 616-9971

Architect:
HILL | WEST ARCHITECTS
11 BROADWAY
17TH FLOOR
NEW YORK, NY 10004
T. 212 213 8007

Creative Director
Adjaye Associates
415 Broadway, 3rd Fl.
New York, NY 10013
(212) 965-8477

Building Structure:
McNamara Salvia
62 West 45th Street, 11th Fl.
New York, NY 10036
(212) 246-9800

MEP Engineer:
Ventrop ECG, LLC
365 W 34th Street, 3rd Fl.
New York, NY 10001
(212) 244-5060

Exterior Facade Consultant:
Gilsanz Murray Steficek, LLP
129 West 27th Street, 5th Fl.
New York, NY 10001
(212) 254-0030

Landscape Architect:
Weintraub Diaz, LLC
19 New Street
Nyack, NY 10960
(845) 353-2500

Civil Engineer & Acoustic Consultant:
AKRF Engineering PC
440 Park Avenue South, 7th Fl.
New York, NY 10016
(646) 388-9829

IT & Security Consultant:
Anj Communications
133 Sunny Ridge Road
Harrison, New York 10528
(914) 967-1967

Pool Consultant:
Integrated Aquatics Engineering, Inc.
75 Shewell Ave
Doylestown, PA 18901
(215) 230-8623

Elevator Consultant:
Jenkins and Huntington
1251 Avenue of the Americas
New York, NY 10020
(212)-696-1818

DOB STAMPS & SIGNATURES:

Clare Gomez
Building NY
APPROVED
Under Directive 1 of 1975
Date: 11/16/2017
NYC Development Hub

DWG TITLE:
38TH FLOOR
MECHANICAL PLAN

NB#121192903

SEAL & SIGNATURE:
STATE OF NEW YORK · WILSON WONG · 030787 · LICENSED PROFESSIONAL ENGINEER

DATE: 11/19/15
PROJECT #: 2015-827
SCALE: AS NOTED
DWG NO: M-129.00

DEPT OF BLDGS 121192903 Job Number
B57420030775 Scan Code

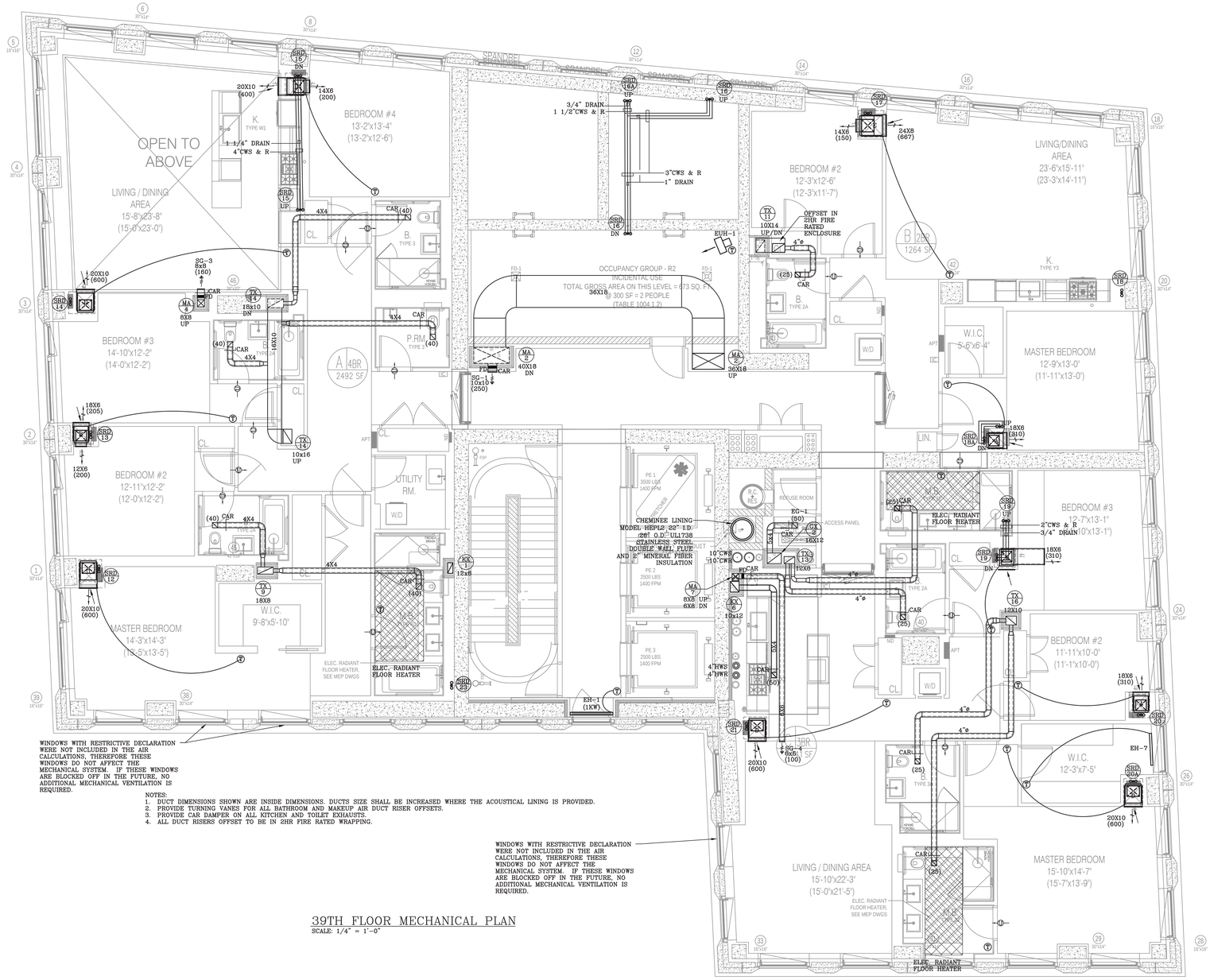

WINDOWS WITH RESTRICTIVE DECLARATION WERE NOT INCLUDED IN THE AIR CALCULATIONS, THEREFORE THESE WINDOWS DO NOT AFFECT THE MECHANICAL SYSTEM. IF THESE WINDOWS ARE BLOCKED OFF IN THE FUTURE, NO ADDITIONAL MECHANICAL VENTILATION IS REQUIRED.

NOTES:
1. DUCT DIMENSIONS SHOWN ARE INSIDE DIMENSIONS. DUCTS SIZE SHALL BE INCREASED WHERE THE ACOUSTICAL LINING IS PROVIDED.
2. PROVIDE TURNING VANES FOR ALL BATHROOM AND MAKEUP AIR DUCT RISER OFFSETS.
3. PROVIDE CAR DAMPER ON ALL KITCHEN AND TOILET EXHAUSTS.
4. ALL DUCT RISERS OFFSET TO BE IN 2HR FIRE RATED WRAPPING.

WINDOWS WITH RESTRICTIVE DECLARATION WERE NOT INCLUDED IN THE AIR CALCULATIONS, THEREFORE THESE WINDOWS DO NOT AFFECT THE MECHANICAL SYSTEM. IF THESE WINDOWS ARE BLOCKED OFF IN THE FUTURE, NO ADDITIONAL MECHANICAL VENTILATION IS REQUIRED.

39TH FLOOR MECHANICAL PLAN
SCALE: 1/4" = 1'-0"

NOTE: THIS PLAN IS APPROVED ONLY FOR WORK INDICATED ON THE APPLICATION SPECIFICATION SHEET. ALL OTHER MATTERS SHOWN ARE NOT TO BE RELIED UPON OR TO BE CONSIDERED AS EITHER BEING APPROVED OR IN ACCORDANCE WITH APPLICABLE CODES.

NOTE: TO THE BEST OF MY KNOWLEDGE, BELIEF AND PROFESSIONAL JUDGMENT, THESE PLANS AND SPECIFICATIONS ARE IN COMPLIANCE WITH 2016 NEW YORK CITY ENERGY CONSERVATION CODE (BY APPLICATION OF ASHRAE-90.1/2013)

Clara Gomez
Buildings
APPROVED
Under Directive 2 of 1975
Date: 11/06/2017
NYC Development Hub

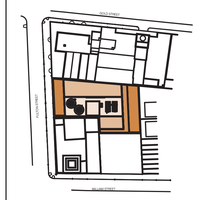

KEY PLAN

NOTES:

Number:	Date:	Revision:
16	09/22/2017	ISSUED TO DOB
15	06/14/2017	100% CD SUBMISSION
14	03/31/2017	91% CD SUBMISSION
13	03/16/2017	RE-SUBMISSION FOR EN COMMENTS
12	01/09/2017	80% CD SUBMISSION
11	01/13/2017	REVISED BUY SET
10	01/06/2017	RE-SUBMISSION FOR EN COMMENTS
9	12/22/2016	RE-SUBMISSION FOR EN COMMENTS
8	11/28/2016	RE-SUBMISSION FOR DOB FILING
7	11/11/2016	CORE & SHELL BUY SET
6	10/07/2016	CORE & SHELL BID SET
5	09/13/2016	PROGRESS SET FOR BUDGETING
4	07/06/2016	HLB FILING SET
3	06/20/2016	100% DD SET
2	05/02/2016	50% DD SET
1	04/11/2016	PRELIMINARY PRICING SET

Project:
130 WILLIAM STREET
130 WILLIAM STREET
NEW YORK, NY 10038

Client:
THE LIGHTSTONE GROUP
130 WILLIAM STREET PROPERTY OWNER LLC
460 PARK AVE, 13TH FLOOR
NEW YORK, NY 10022
(212) 616-9971

Architect:
HILL | WEST ARCHITECTS
11 BROADWAY
17TH FLOOR
NEW YORK, NY 10004
T. 212 213 8007

Creative Director
Adjaye Associates
415 Broadway, 3rd Fl.
New York, NY 10013
(212) 965-8477

Building Structures:
McNamara Salvia
62 West 45th Street, 11th Fl.
New York, NY 10036
(212) 246-9800

MEP Engineer:
Ventrop ECG, LLC
355 W 34th Street, 3rd Fl.
New York, NY 10001
(212) 244-5060

Exterior Facade Consultant:
Gilsanz Murray Steficek, LLP
129 West 27th Street, 5th Fl.
New York, NY 10001
(212) 254-0030

Landscape Architect:
Weintraub Diaz, LLC
19 New Street
Nyack, NY 10960
(845) 353-2500

Civil Engineer & Acoustic Consultant:
AKRF Engineering PC
440 Park Avenue South, 7th Fl.
New York, NY 10016
(646) 388-9929

IT & Security Consultant:
Anj Communications
133 Sunny Ridge Road
Harrison, New York 10528
(914) 967-1967

Pool Consultant:
Integrated Aquatics Engineering, Inc.
75 Shewell Ave
Doylestown, PA 18901
(215) 230-8623

Elevator Consultant:
Jenkins and Huntington
1251 Avenue of the Americas
New York, NY 10020
(212) 696-1818

DOB STAMPS & SIGNATURES:

DWG TITLE:
39TH FLOOR
MECHANICAL PLAN

NB#121192903

SEAL & SIGNATURE:
STATE OF NEW YORK
WILSON WONG
LICENSED PROFESSIONAL ENGINEER

DATE: 11/19/15
PROJECT #: 2015-527
SCALE: AS NOTED
DWG NO: M-130.00

30 OF 67

DEPT OF BLDGS 121192903 Job Number
E551727298 Scan Code

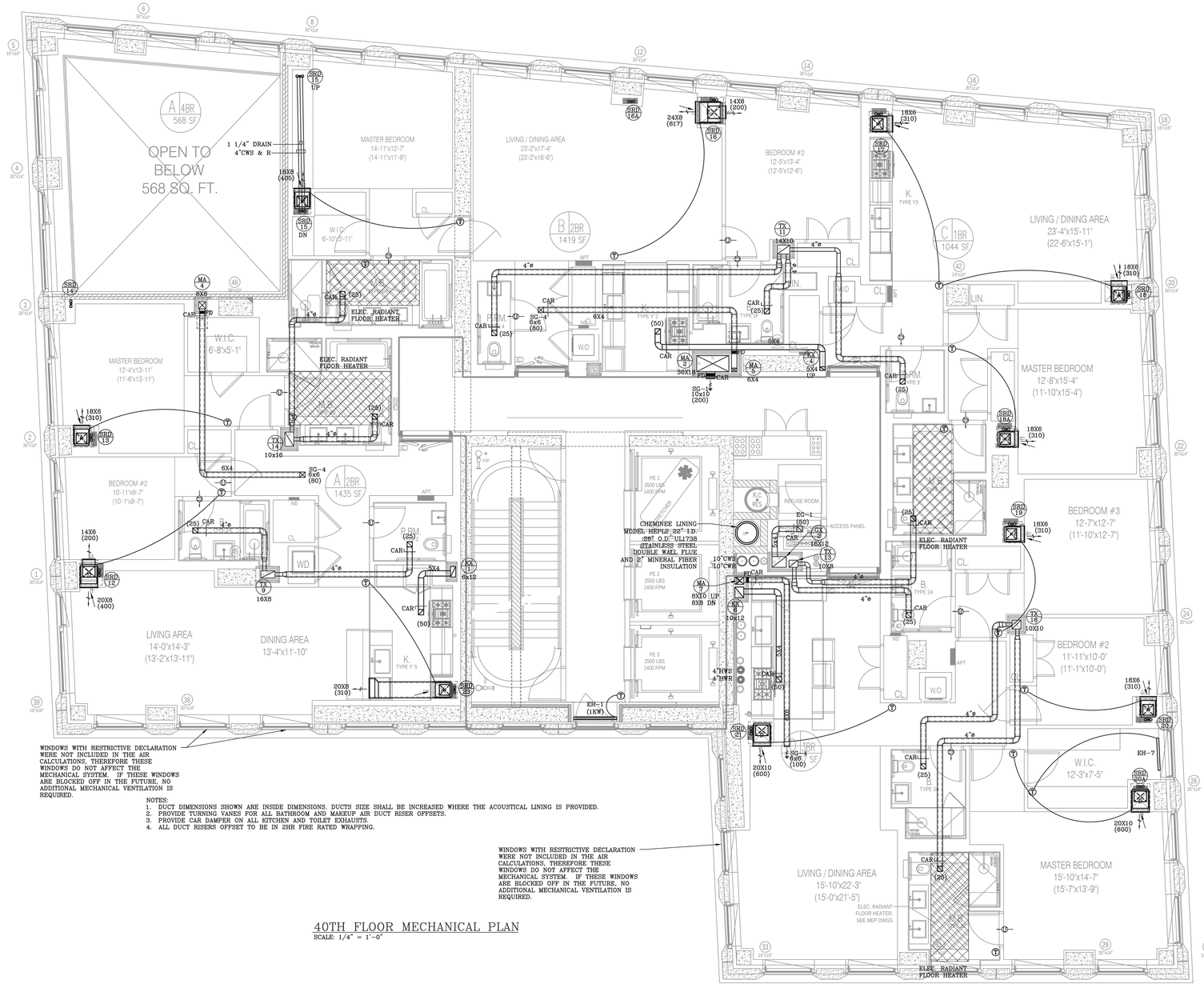

NOTES:
1. DUCT DIMENSIONS SHOWN ARE INSIDE DIMENSIONS. DUCTS SIZE SHALL BE INCREASED WHERE THE ACOUSTICAL LINING IS PROVIDED.
2. PROVIDE TURNING VANES FOR ALL BATHROOM AND MAKEUP AIR DUCT RISER OFFSETS.
3. PROVIDE CAR DAMPER ON ALL KITCHEN AND TOILET EXHAUSTS.
4. ALL DUCT RISERS OFFSET TO BE IN 2HR FIRE RATED WRAPPING.

40TH FLOOR MECHANICAL PLAN
SCALE: 1/4" = 1'-0"

NOTE: THIS PLAN IS APPROVED ONLY FOR WORK INDICATED ON THE APPLICATION SPECIFICATION SHEET. ALL OTHER MATTERS SHOWN ARE NOT TO BE RELIED UPON OR TO BE CONSIDERED AS EITHER BEING APPROVED OR IN ACCORDANCE WITH APPLICABLE CODES.

NOTE: TO THE BEST OF MY KNOWLEDGE, BELIEF AND PROFESSIONAL JUDGMENT, THESE PLANS AND SPECIFICATIONS ARE IN COMPLIANCE WITH 2016 NEW YORK CITY ENERGY CONSERVATION CODE (BY APPLICATION OF ASHRAE-90.1/2013)

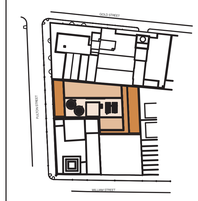

KEY PLAN

NOTES:

Number:	Date:	Revision:
16	09/22/2017	ISSUED TO DOB
15	06/14/2017	100% CD SUBMISSION (2)
14	03/31/2017	91% CD SUBMISSION
13	03/16/2017	RE-SUBMISSION FOR EN COMMENTS (2)
12	01/20/2017	80% CD SUBMISSION (1)
11	01/13/2017	REVISED BUY SET
10	01/06/2017	RE-SUBMISSION FOR EN COMMENTS
9	12/22/2016	RE-SUBMISSION FOR EN COMMENTS
8	11/28/2016	RE-SUBMISSION FOR DOB FILING
7	11/11/2016	CORE & SHELL BUY SET
6	10/07/2016	CORE & SHELL BID SET
5	09/13/2016	PROGRESS SET FOR BUDGETING
4	07/06/2016	HLB FILING SET
3	06/20/2016	100% DD SET
2	05/02/2016	50% DD SET
1	04/11/2016	PRELIMINARY PRICING SET

Project:
130 WILLIAM STREET
130 WILLIAM STREET
NEW YORK, NY 10038

Client:
THE LIGHTSTONE GROUP
130 WILLIAM STREET PROPERTY OWNER LLC
460 PARK AVE, 13TH FLOOR
NEW YORK, NY 10022
(212) 616-9971

Architect:
HILL | WEST ARCHITECTS
11 BROADWAY
17TH FLOOR
NEW YORK, NY 10004
T. 212 213 8007

Creative Director
Adjaye Associates
415 Broadway, 3rd Fl.
New York, NY 10013
(212) 965-8477

Building Structures:
McNamara Salvia
62 West 45th Street, 11th Fl.
New York, NY 10036
(212) 246-9800

MEP Engineer:
Ventrop ECG, LLC
365 W 34th Street, 3rd Fl.
New York, NY 10001
(212) 244-5060

Exterior Facade Consultant:
Gilsanz Murray Steficek, LLP
129 West 27th Street, 5th Fl.
New York, NY 10001
(212) 254-0030

Landscape Architect:
Weintraub Diaz, LLC
19 New Street
Nyack, NY 10960
(845) 353-2500

Civil Engineer & Acoustic Consultant:
AKRF Engineering PC
440 Park Avenue South, 7th Fl.
New York, NY 10016
(646) 388-9829

IT & Security Consultant:
Anj Communications
133 Sunny Ridge Road
Harrison, New York 10528
(914) 967-1967

Pool Consultant:
Integrated Aquatics Engineering, Inc.
70 Stewart Ave
Doylestown, PA 18901
(215) 230-8623

Elevator Consultant:
Jenkins and Huntington
1251 Avenue of the Americas
New York, NY 10020
(212)-696-1818

DOB STAMPS & SIGNATURES:

Clare Gomez
APPROVED
Under Directive 1 of 1975
Date: 11/16/2017
NYC Development Hub

DWG TITLE:
40TH FLOOR
MECHANICAL PLAN

NB#121192903

SEAL & SIGNATURE:
STATE OF NEW YORK · HAGOON MONK · 088787 · LICENSED PROFESSIONAL ENGINEER

DATE: 11/19/15
PROJECT #: 2015-527
SCALE: AS NOTED
DWG NO: M-131.00

DEPT OF BLDGS 121192903 Job Number
E380578297 3 Scan Code

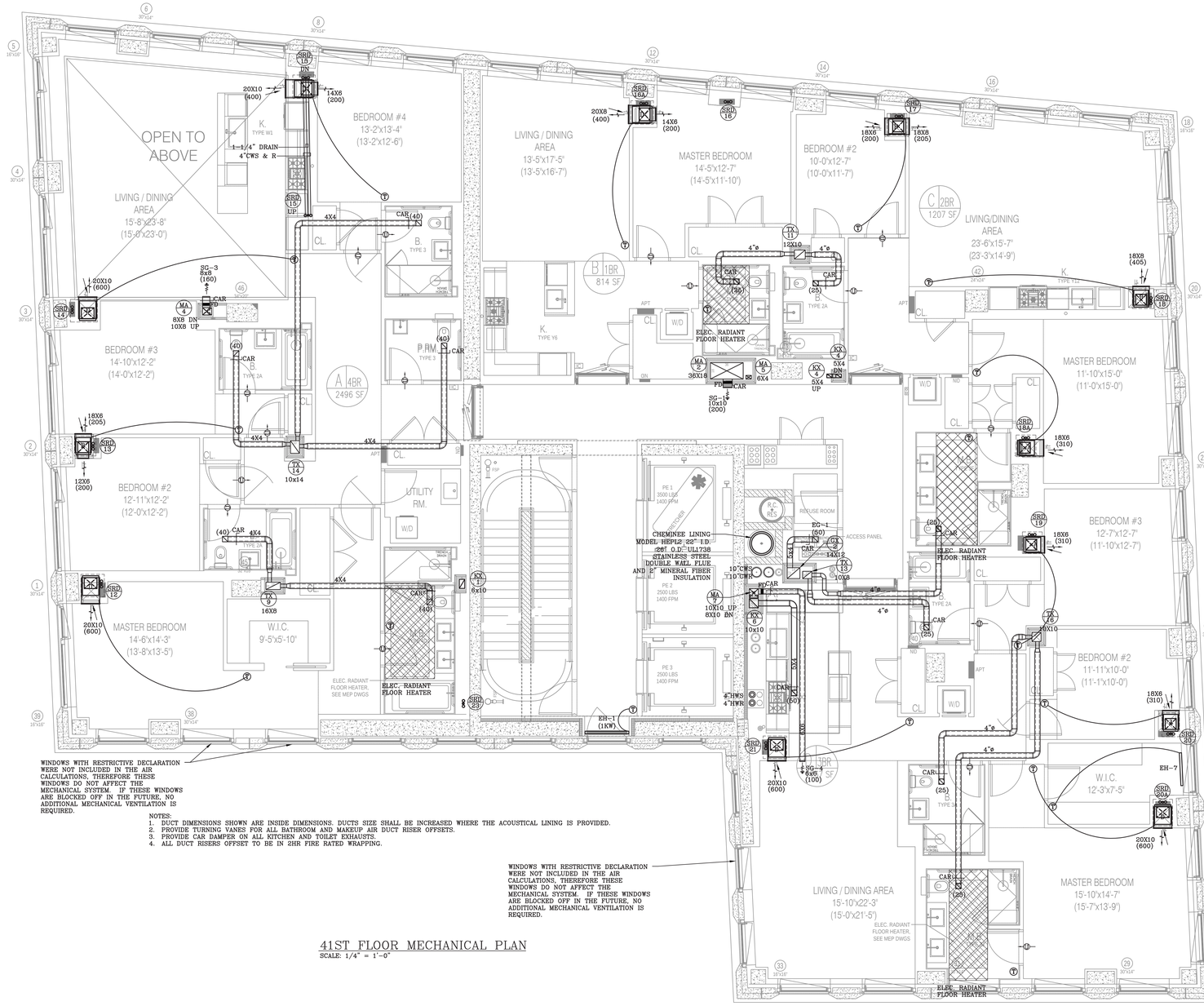

NOTES:
1. DUCT DIMENSIONS SHOWN ARE INSIDE DIMENSIONS. DUCTS SIZE SHALL BE INCREASED WHERE THE ACOUSTICAL LINING IS PROVIDED.
2. PROVIDE TURNING VANES FOR ALL BATHROOM AND MAKEUP AIR DUCT RISER OFFSETS.
3. PROVIDE CAR DAMPER ON ALL KITCHEN AND TOILET EXHAUSTS.
4. ALL DUCT RISERS OFFSET TO BE IN 2HR FIRE RATED WRAPPING.

41ST FLOOR MECHANICAL PLAN
SCALE: 1/4" = 1'-0"

NOTE: THIS PLAN IS APPROVED ONLY FOR WORK INDICATED ON THE APPLICATION SPECIFICATION SHEET. ALL OTHER MATTERS SHOWN ARE NOT TO BE RELIED UPON OR TO BE CONSIDERED AS EITHER BEING APPROVED OR IN ACCORDANCE WITH APPLICABLE CODES.

NOTE: TO THE BEST OF MY KNOWLEDGE, BELIEF AND PROFESSIONAL JUDGMENT, THESE PLANS AND SPECIFICATIONS ARE IN COMPLIANCE WITH 2016 NEW YORK CITY ENERGY CONSERVATION CODE (BY APPLICATION OF ASHRAE-90.1/2013)

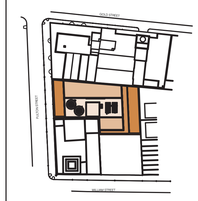

KEY PLAN

NOTES:

Number:	Date:	Revision:
16	09/22/2017	ISSUED TO DOB
15	06/14/2017	100% CD SUBMISSION (A)
14	03/31/2017	91% CD SUBMISSION (A)
13	03/16/2017	RE-SUBMISSION FOR EN COMMENTS
12	01/20/2017	80% CD SUBMISSION (A)
11	01/13/2017	REVISED BUY SET
10	01/06/2017	RE-SUBMISSION FOR EN COMMENTS
9	12/22/2016	RE-SUBMISSION FOR EN COMMENTS
8	11/28/2016	RE-SUBMISSION FOR DOB FILING
7	11/11/2016	CORE & SHELL BUY SET
6	10/07/2016	CORE & SHELL BID SET
5	09/13/2016	PROGRESS SET FOR BUDGETING
4	07/06/2016	HUB FILING SET
3	06/20/2016	100% DD SET
2	05/02/2016	50% DD SET
1	04/11/2016	PRELIMINARY PRICING SET

Project:
130 WILLIAM STREET
130 WILLIAM STREET
NEW YORK, NY 10038

Client:
THE LIGHTSTONE GROUP
130 WILLIAM STREET PROPERTY OWNER LLC
460 PARK AVE, 13TH FLOOR
NEW YORK, NY 10022
(212) 616-9971

Architect:
HILL | WEST ARCHITECTS
11 BROADWAY
17TH FLOOR
NEW YORK, NY 10004
T. 212 213 8007

Creative Director
Adjaye Associates
415 Broadway, 3rd Fl.
New York, NY 10013
(212) 965-8477

Building Structures:
McNamara Salvia
62 West 45th Street, 11th Fl.
New York, NY 10036
(212) 246-9800

MEP Engineer:
Ventrop ECG, LLC
365 W 34th Street, 3rd Fl.
New York, NY 10001
(212) 244-5060

Exterior Facade Consultant:
Gilsanz Murray Steficek, LLP
129 West 27th Street, 5th Fl.
New York, NY 10001
(212) 254-0030

Landscape Architect:
Weintraub Diaz, LLC
19 New Street
Nyack, NY 10960
(845) 353-2500

Civil Engineer & Apoyotic Consultant:
AKRF Engineering PC
440 Park Avenue South, 7th Fl.
New York, NY 10016
(646) 388-9829

IT & Security Consultant:
Anj Communications
133 Sunny Ridge Road
Harrison, New York 10528
(914) 967-1967

Pool Consultant:
Integrated Aquatics Engineering, Inc.
79 Shewell Ave
Doylestown, PA 18901
(215) 230-8623

Elevator Consultant:
Jenkins and Huntington
1251 Avenue of the Americas
New York, NY 10020
(212)-696-1818

DOB STAMPS & SIGNATURES:

Clare Gomez
APPROVED
Under Directive 1 of 1975
Date: 11/16/2017
NYC Development Hub

DWG TITLE:
41ST FLOOR
MECHANICAL PLAN

NB#121192903

SEAL & SIGNATURE:
STATE OF NEW YORK HAROLDON WONG 085787 LICENSED PROFESSIONAL ENGINEER

DATE: 11/19/15
PROJECT #: 2015-527
SCALE: AS NOTED
DWG NO: M-132.00

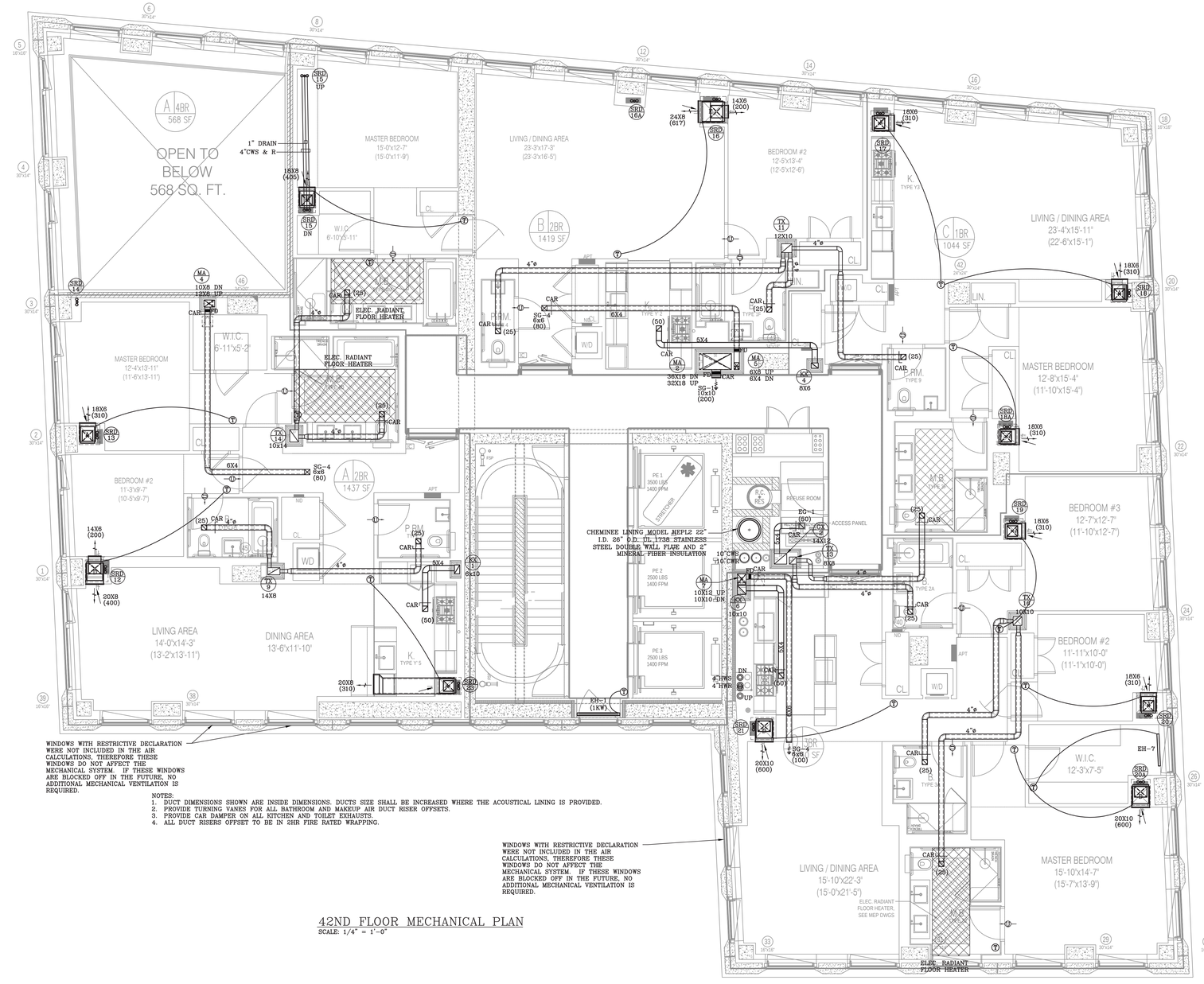

NOTES:
1. DUCT DIMENSIONS SHOWN ARE INSIDE DIMENSIONS. DUCTS SIZE SHALL BE INCREASED WHERE THE ACOUSTICAL LINING IS PROVIDED.
2. PROVIDE TURNING VANES FOR ALL BATHROOM AND MAKEUP AIR DUCT RISER OFFSETS.
3. PROVIDE CAR DAMPER ON ALL KITCHEN AND TOILET EXHAUSTS.
4. ALL DUCT RISERS OFFSET TO BE IN 2HR FIRE RATED WRAPPING.

42ND FLOOR MECHANICAL PLAN
SCALE: 1/4" = 1'-0"

NOTE: THIS PLAN IS APPROVED ONLY FOR WORK INDICATED ON THE APPLICATION SPECIFICATION SHEET. ALL OTHER MATTERS SHOWN ARE NOT TO BE RELIED UPON OR TO BE CONSIDERED AS EITHER BEING APPROVED OR IN ACCORDANCE WITH APPLICABLE CODES.

NOTE: TO THE BEST OF MY KNOWLEDGE, BELIEF AND PROFESSIONAL JUDGMENT, THESE PLANS AND SPECIFICATIONS ARE IN COMPLIANCE WITH 2016 NEW YORK CITY ENERGY CONSERVATION CODE (BY APPLICATION OF ASHRAE-90.1/2013)

KEY PLAN

NOTES:

Number:	Date:	Revision:
16	09/22/2017	ISSUED TO DOB
15	06/14/2017	100% CO SUBMISSION
14	03/31/2017	91% CO SUBMISSION
13	03/16/2017	RE-SUBMISSION FOR EN COMMENTS
12	01/20/2017	80% CO SUBMISSION
11	01/13/2017	REVISED BUY SET
10	01/06/2017	RE-SUBMISSION FOR EN COMMENTS
9	10/22/2016	RE-SUBMISSION FOR EN COMMENTS
8	11/28/2016	RE-SUBMISSION FOR DOB FILING
7	11/11/2016	CORE & SHELL BUY SET
6	10/07/2016	CORE & SHELL BID SET
5	09/13/2016	PROGRESS SET FOR BUDGETING
4	07/06/2016	HLB FILING SET
3	06/20/2016	100% DD SET
2	05/05/2016	50% DD SET
1	04/11/2016	PRELIMINARY PRICING SET

Project:
130 WILLIAM STREET
130 WILLIAM STREET
NEW YORK, NY 10038

Client:
THE LIGHTSTONE GROUP
130 WILLIAM STREET PROPERTY OWNER LLC
460 PARK AVE, 13TH FLOOR
NEW YORK, NY 10022
(212) 616-9971

Architect:
HILL | WEST ARCHITECTS
11 BROADWAY
17TH FLOOR
NEW YORK, NY 10004
T. 212 213 8007

Creative Director
Adjaye Associates
415 Broadway, 3rd Fl.
New York, NY 10013
(212) 965-8477

Building Structures:
McNamara Salvia
62 West 45th Street, 11th Fl.
New York, NY 10036
(212) 246-9800

MEP Engineer:
Ventrop ECG, LLC
365 W 34th Street, 3rd Fl.
New York, NY 10001
(212) 244-5060

Exterior Facade Consultant:
Gilsanz Murray Steficek, LLP
129 West 27th Street, 5th Fl.
New York, NY 10001
(212) 254-0030

Landscape Architect:
Weintraub Diaz, LLC
19 New Street
Nyack, NY 10960
(845) 353-2500

Civil Engineer & Acoustic Consultant:
AKRF Engineering PC
440 Park Avenue South, 7th Fl.
New York, NY 10016
(646) 388-9829

IT & Security Consultant:
Anj Communications
133 Sunny Ridge Road
Harrison, New York 10528
(914) 967-1967

Pool Consultant:
Integrated Aquatics Engineering, Inc.
75 Shewell Ave
Doylestown, PA 18901
(215) 230-8623

Elevator Consultant:
Jenkins and Huntington
1251 Avenue of the Americas
New York, NY 10020
(212)-696-1818

DOB STAMPS & SIGNATURES:

Clara Gomez
APPROVED
Under Directive 1 of 1975
Date: 11/06/2017
NYC Development Hub

DWG TITLE:
42ND FLOOR
MECHANICAL PLAN
NB#121192903

SEAL & SIGNATURE:
STATE OF NEW YORK · MALCOLM YORK · 090787 · LICENSED PROFESSIONAL ENGINEER

DATE: 11/19/15
PROJECT #: 2015-527
SCALE: AS NOTED
DWG NO: M-133.00

DEPT OF BLDGS 121192903 Job Number
E351120P29 Scan Code

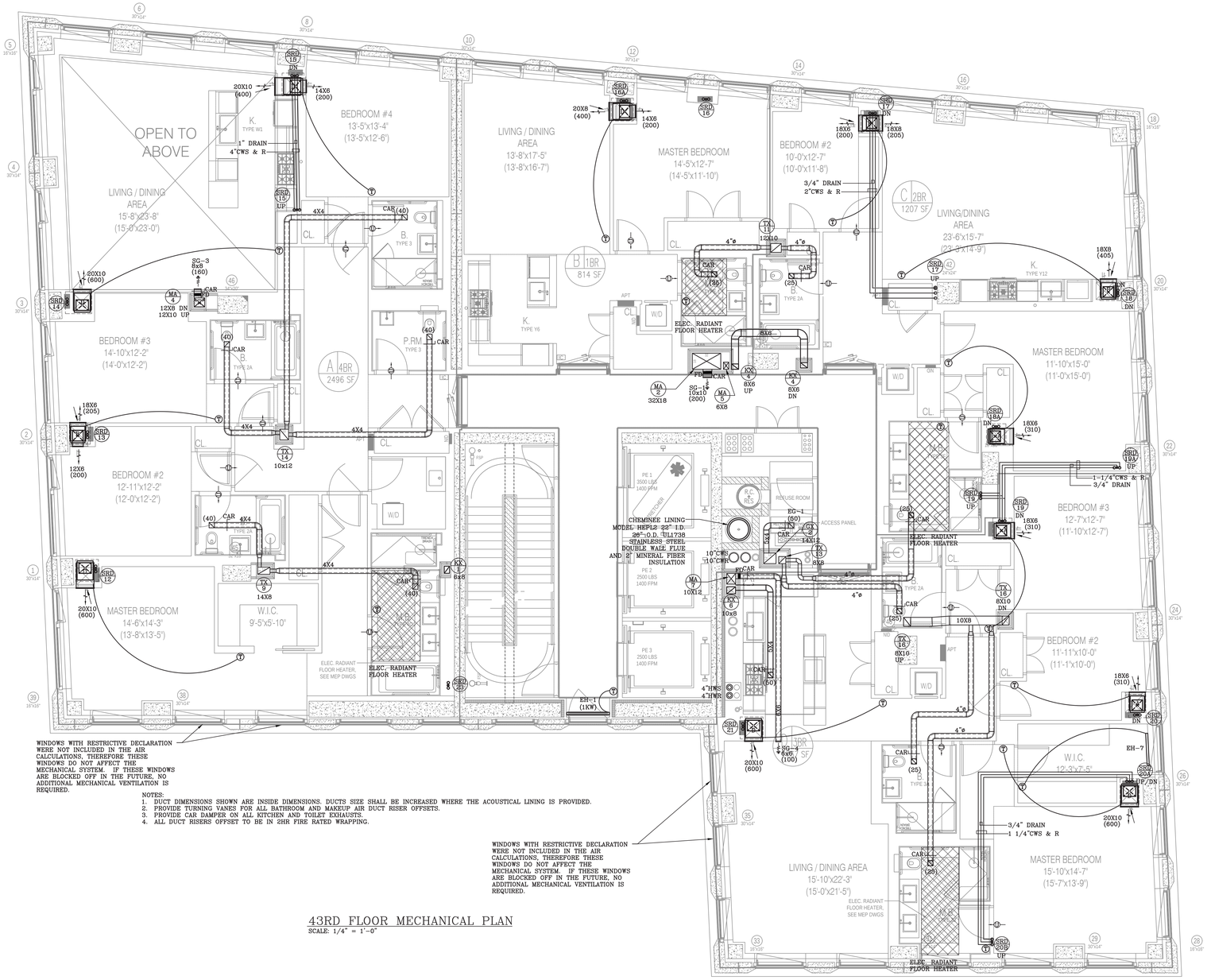

NOTES:
1. DUCT DIMENSIONS SHOWN ARE INSIDE DIMENSIONS. DUCTS SIZE SHALL BE INCREASED WHERE THE ACOUSTICAL LINING IS PROVIDED.
2. PROVIDE TURNING VANES FOR ALL BATHROOM AND MAKEUP AIR DUCT RISER OFFSETS.
3. PROVIDE CAR DAMPER ON ALL KITCHEN AND TOILET EXHAUSTS.
4. ALL DUCT RISERS OFFSET TO BE IN 2HR FIRE RATED WRAPPING.

43RD FLOOR MECHANICAL PLAN
SCALE: 1/4" = 1'-0"

NOTE: THIS PLAN IS APPROVED ONLY FOR WORK INDICATED ON THE APPLICATION SPECIFICATION SHEET. ALL OTHER MATTERS SHOWN ARE NOT TO BE RELIED UPON OR TO BE CONSIDERED AS EITHER BEING APPROVED OR IN ACCORDANCE WITH APPLICABLE CODES.

NOTE: TO THE BEST OF MY KNOWLEDGE, BELIEF AND PROFESSIONAL JUDGMENT, THESE PLANS AND SPECIFICATIONS ARE IN COMPLIANCE WITH 2016 NEW YORK CITY ENERGY CONSERVATION CODE (BY APPLICATION OF ASHRAE-90.1/2013)

NYC Buildings
ClaireGomez
APPROVED
Under Directive 1 of 1975
Date: 11/06/2017
NYC Development Hub

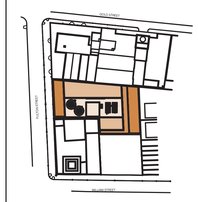

KEY PLAN

NOTES:

Number:	Date:	Revision:
16	09/22/2017	ISSUED TO DOB
15	06/14/2017	100% CD SUBMISSION
14	03/31/2017	91% CD SUBMISSION
13	03/16/2017	RE-SUBMISSION FOR EN COMMENTS
12	01/20/2017	80% CD SUBMISSION
11	01/13/2017	REVISED BUY SET
10	01/06/2017	RE-SUBMISSION FOR EN COMMENTS
9	12/22/2016	RE-SUBMISSION FOR EN COMMENTS
8	11/28/2016	RE-SUBMISSION FOR DOB FILING
7	11/11/2016	CORE & SHELL BUY SET
6	10/07/2016	CORE & SHELL BID SET
5	09/13/2016	PROGRESS SET FOR BUDGETING
4	07/06/2016	HLB FILING SET
3	06/20/2016	100% DD SET
2	05/02/2016	50% DD SET
1	04/11/2016	PRELIMINARY PRICING SET

Project:
130 WILLIAM STREET
130 WILLIAM STREET
NEW YORK, NY 10038

Client:
THE LIGHTSTONE GROUP
130 WILLIAM STREET PROPERTY OWNER LLC
460 PARK AVE, 13TH FLOOR
NEW YORK, NY 10022
(212) 616-9971

Architect:
HILL | WEST ARCHITECTS
11 BROADWAY
17TH FLOOR
NEW YORK, NY 10004
T. 212 213 8007

Creative Director
Adjaye Associates
415 Broadway, 3rd Fl.
New York, NY 10013
(212) 965-8477

Building Structures:
McNamara Salvia
62 West 45th Street, 11th Fl.
New York, NY 10036
(212) 246-9800

MEP Engineer:
Ventrop ECG, LLC
365 W 34th Street, 3rd Fl.
New York, NY 10001
(212) 244-5060

Exterior Facade Consultant:
Gilsanz Murray Steficek, LLP
129 West 27th Street, 5th Fl.
New York, NY 10001
(212) 254-0030

Landscape Architect:
Weintraub Diaz, LLC
19 New Street
Nyack, NY 10960
(845) 353-2500

Civil Engineer & Acoustic Consultant:
AKRF Engineering PC
440 Park Avenue South, 7th Fl.
New York, NY 10016
(646) 388-9829

IT & Security Consultant:
Anj Communications
133 Sunny Ridge Road
Harrison, New York 10528
(914) 967-1967

Pool Consultant:
Integrated Aquatics Engineering, Inc.
79 Shewell Ave
Doylestown, PA 18901
(215) 230-8623

Elevator Consultant:
Jenkins and Huntington
125s Avenue of the Americas
New York, NY 10020
(212)-696-1818

DOB STAMPS & SIGNATURES:

DWG TITLE:
43RD FLOOR
MECHANICAL PLAN

NB#121192903

SEAL & SIGNATURE:
STATE OF NEW YORK HAROLDN WONG 090180 LICENSED PROFESSIONAL ENGINEER

DATE: 11/19/15
PROJECT #: 2015-527
SCALE: AS NOTED
M-134.00
DWG NO.

DEPT OF BLDGS 121192903 Job Number
B3752810005 Scan Code

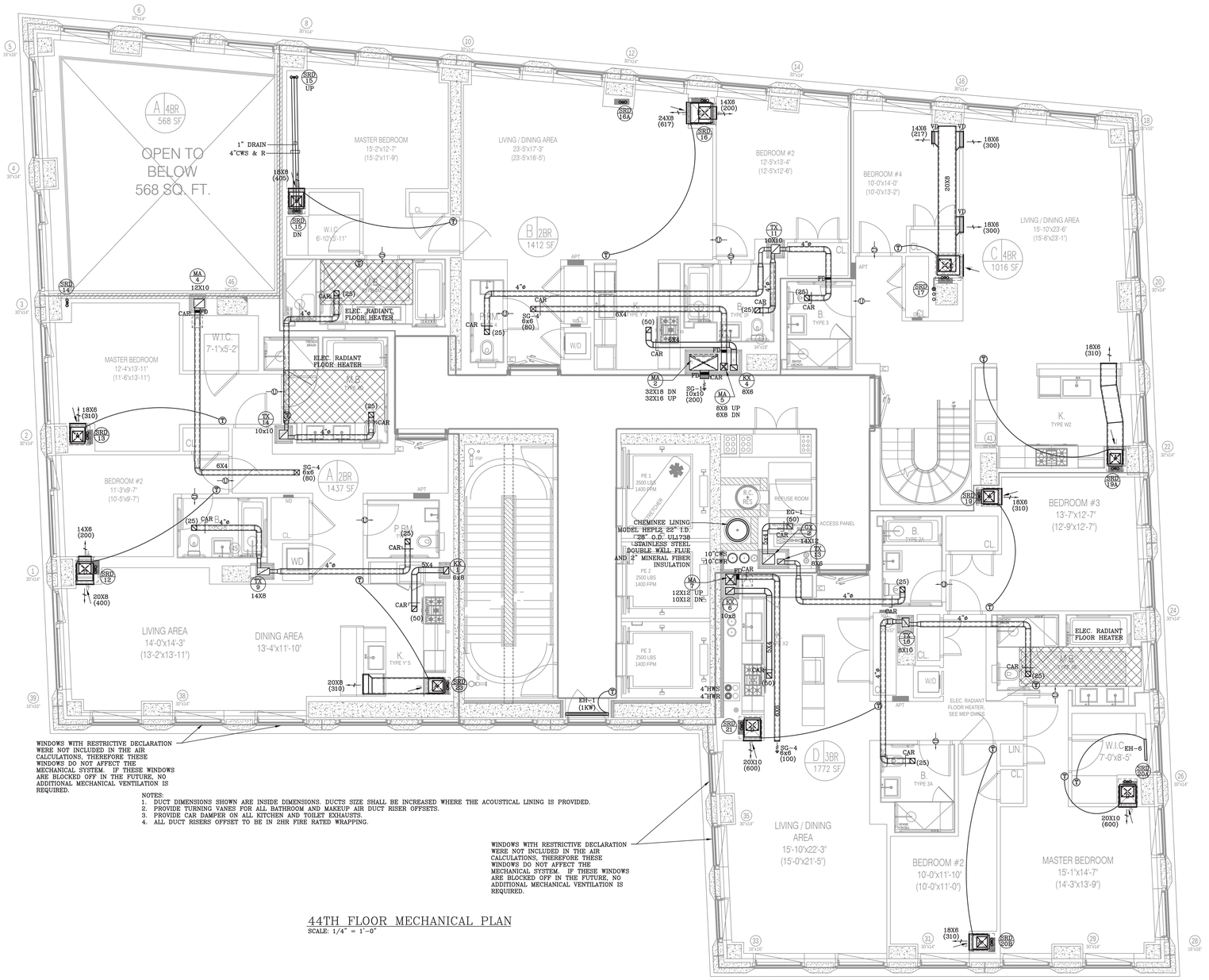

NOTES:
1. DUCT DIMENSIONS SHOWN ARE INSIDE DIMENSIONS. DUCTS SIZE SHALL BE INCREASED WHERE THE ACOUSTICAL LINING IS PROVIDED.
2. PROVIDE TURNING VANES FOR ALL BATHROOM AND MAKEUP AIR DUCT RISER OFFSETS.
3. PROVIDE CAR DAMPER ON ALL KITCHEN AND TOILET EXHAUSTS.
4. ALL DUCT RISERS OFFSET TO BE IN 2HR FIRE RATED WRAPPING.

44TH FLOOR MECHANICAL PLAN
SCALE: 1/4" = 1'-0"

NOTE: THIS PLAN IS APPROVED ONLY FOR WORK INDICATED ON THE APPLICATION SPECIFICATION SHEET. ALL OTHER MATTERS SHOWN ARE NOT TO BE RELIED UPON OR TO BE CONSIDERED AS EITHER BEING APPROVED OR IN ACCORDANCE WITH APPLICABLE CODES.

NOTE: TO THE BEST OF MY KNOWLEDGE, BELIEF AND PROFESSIONAL JUDGMENT, THESE PLANS AND SPECIFICATIONS ARE IN COMPLIANCE WITH 2016 NEW YORK CITY ENERGY CONSERVATION CODE (BY APPLICATION OF ASHRAE-90.1/2013)

ClaireGomez
APPROVED
Under Directive 1 of 1975
Date: 11/06/2017
NYC Development Hub

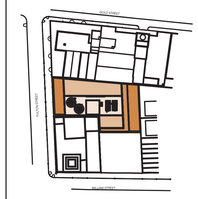

KEY PLAN

NOTES:

Number:	Date:	Revision:
16	09/22/2017	ISSUED TO DOB
15	06/14/2017	100% CD SUBMISSION
14	03/31/2017	91% CD SUBMISSION
13	03/16/2017	RE-SUBMISSION FOR EN COMMENTS
12	01/20/2017	80% CD SUBMISSION
11	01/13/2017	REVISED BUY SET
10	01/06/2017	RE-SUBMISSION FOR EN COMMENTS
9	12/22/2016	RE-SUBMISSION FOR EN COMMENTS
8	11/28/2016	RE-SUBMISSION FOR DOB FILING
7	11/11/2016	CORE & SHELL BUY SET
6	10/07/2016	CORE & SHELL BID SET
5	09/13/2016	PROGRESS SET FOR BUDGETING
4	07/06/2016	HLB FILING SET
3	06/20/2016	100% DD SET
2	05/05/2016	50% DD SET
1	04/11/2016	PRELIMINARY PRICING SET

Project:
130 WILLIAM STREET
130 WILLIAM STREET
NEW YORK, NY 10038

Client:
THE LIGHTSTONE GROUP
130 WILLIAM STREET PROPERTY OWNER LLC
460 PARK AVE, 13TH FLOOR
NEW YORK, NY 10022
(212) 616-9971

Architect:
HILL | WEST ARCHITECTS
11 BROADWAY
17TH FLOOR
NEW YORK, NY 10004
T. 212 213 8007

Creative Director
Adjaye Associates
415 Broadway, 3rd Fl.
New York, NY 10013
(212) 965-8477

Building Structures:
McNamara Salvia
62 West 45th Street, 11th Fl.
New York, NY 10036
(212) 246-9800

MEP Engineer:
Ventrop ECG, LLC
365 W 34th Street, 3rd Fl.
New York, NY 10001
(212) 244-5060

Exterior Facade Consultant:
Gilsanz Murray Steficek, LLP
129 West 27th Street, 5th Fl.
New York, NY 10001
(212) 254-0030

Landscape Architect:
Weintraub Diaz, LLC
19 New Street
Nyack, NY 10960
(845) 353-2500

Civil Engineer & Acoustic Consultant:
AKRF Engineering PC
440 Park Avenue South, 7th Fl.
New York, NY 10016
(646) 388-9829

IT & Security Consultant:
Anj Communications
133 Sunny Ridge Road
Harrison, New York 10528
(914) 967-1967

Pool Consultant:
Integrated Aquatics Engineering, Inc.
79 Shewell Ave
Doylestown, PA 18901
(215) 230-8623

Elevator Consultant:
Jenkins and Huntington
1251 Avenue of the Americas
New York, NY 10020
(212)-696-1818

DOB STAMPS & SIGNATURES:

DWG TITLE:
44TH FLOOR
MECHANICAL PLAN

NB#121192903

SEAL & SIGNATURE:
STATE OF NEW YORK HAROLDN WONG LICENSED PROFESSIONAL ENGINEER

DATE: 11/19/15
PROJECT #: 2015-527
SCALE: AS NOTED
DWG NO. M-135.00

DEPT OF BLDGS 121192903 Job Number
E393150M019 Scan Code

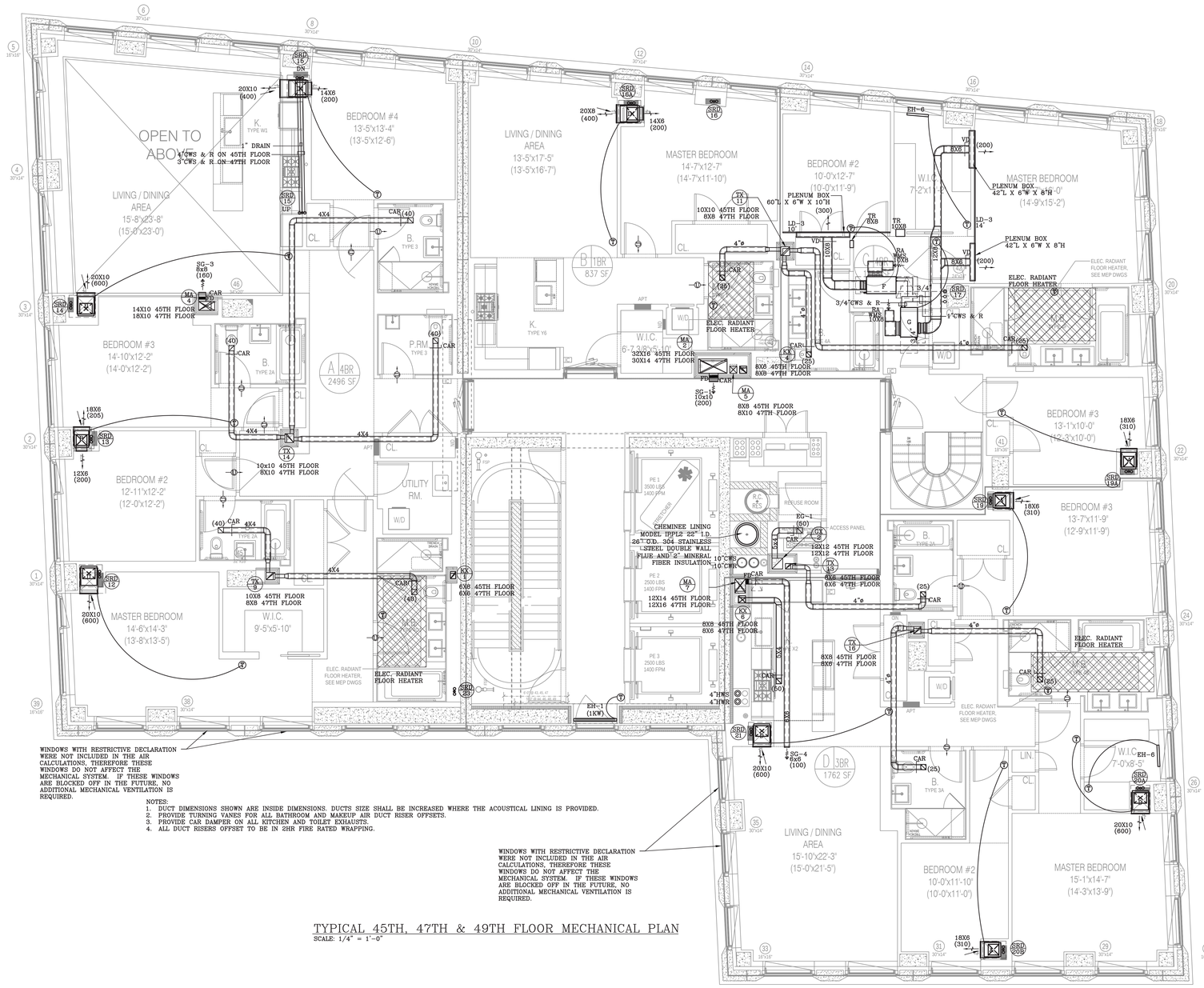

TYPICAL 45TH, 47TH & 49TH FLOOR MECHANICAL PLAN
SCALE: 1/4" = 1'-0"

NOTE: THIS PLAN IS APPROVED ONLY FOR WORK INDICATED ON THE APPLICATION SPECIFICATION SHEET. ALL OTHER MATTERS SHOWN ARE NOT TO BE RELIED UPON OR TO BE CONSIDERED AS EITHER BEING APPROVED OR IN ACCORDANCE WITH APPLICABLE CODES.

NOTE: TO THE BEST OF MY KNOWLEDGE, BELIEF AND PROFESSIONAL JUDGMENT, THESE PLANS AND SPECIFICATIONS ARE IN COMPLIANCE WITH 2016 NEW YORK CITY ENERGY CONSERVATION CODE (BY APPLICATION OF ASHRAE–90.1/2013)

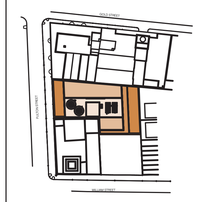

KEY PLAN

NOTES:

Number:	Date:	Revision:
16	09/22/2017	ISSUED TO DOB
15	06/14/2017	100% CD SUBMISSION
14	03/31/2017	91% CD SUBMISSION
13	03/16/2017	RE-SUBMISSION FOR EN COMMENTS
12	01/20/2017	80% CD SUBMISSION
11	01/13/2017	REVISED BUY SET
10	01/06/2017	RE-SUBMISSION FOR EN COMMENTS
9	12/22/2016	RE-SUBMISSION FOR EN COMMENTS
8	11/28/2016	RE-SUBMISSION FOR DOB FILING
7	11/11/2016	CORE & SHELL BUY SET
6	10/07/2016	CORE & SHELL BID SET
5	09/13/2016	PROGRESS SET FOR BUDGETING
4	07/06/2016	HUB FILING SET
3	06/20/2016	100% DD SET
2	05/02/2016	50% DD SET
1	04/11/2016	PRELIMINARY PRICING SET

Project:
130 WILLIAM STREET
130 WILLIAM STREET
NEW YORK, NY 10038

Client:
THE LIGHTSTONE GROUP
130 WILLIAM STREET PROPERTY OWNER LLC
460 PARK AVE, 13TH FLOOR
NEW YORK, NY 10022
(212) 616-9971

Architect:
HILL | WEST ARCHITECTS
11 BROADWAY
17TH FLOOR
NEW YORK, NY 10004
T. 212 213 8007

Creative Director
Adjaye Associates
415 Broadway, 3rd Fl.
New York, NY 10013
(212) 965-8477

Building Structures:
McNamara Salvia
62 West 45th Street, 11th Fl.
New York, NY 10036
(212) 246-9800

MEP Engineer:
Ventrop ECG, LLC
365 W 34th Street, 3rd Fl.
New York, NY 10001
(212) 244-5060

Exterior Facade Consultant:
Gilsanz Murray Steficek, LLP
129 West 27th Street, 5th Fl.
New York, NY 10001
(212) 254-0030

Landscape Architect:
Weintraub Diaz, LLC
19 New Street
Nyack, NY 10960
(845) 353-2500

Civil Engineer & Acoustic Consultant:
AKRF Engineering PC
440 Park Avenue South, 7th Fl.
New York, NY 10016
(646) 388-9829

IT & Security Consultant:
Anj Communications
133 Sunny Ridge Road
Harrison, New York 10528
(914) 967-1967

Pool Consultant:
Integrated Aquatics Engineering, Inc.
79 Shewell Ave
Doylestown, PA 18901
(215) 230-8623

Elevator Consultant:
Jenkins and Huntington
1251 Avenue of the Americas
New York, NY 10020
(212)-696-1818

DOB STAMPS & SIGNATURES:

Clare Gomez
APPROVED
Under Directive 1 of 1975
Date: 11/16/2017
NYC Development Hub

DWG TITLE:
TYPICAL 45TH & 47TH FLOOR
MECHANICAL PLAN

NB#121192903

SEAL & SIGNATURE:
STATE OF NEW YORK · HALOON WONG · 090187 · LICENSED PROFESSIONAL ENGINEER

DATE: 11/16/15
PROJECT #: 2015-527
SCALE: AS NOTED
DWG NO: M-136.00

DEPT OF BLDGS 121192903 Job Number
ES1297DB15 Scan Code

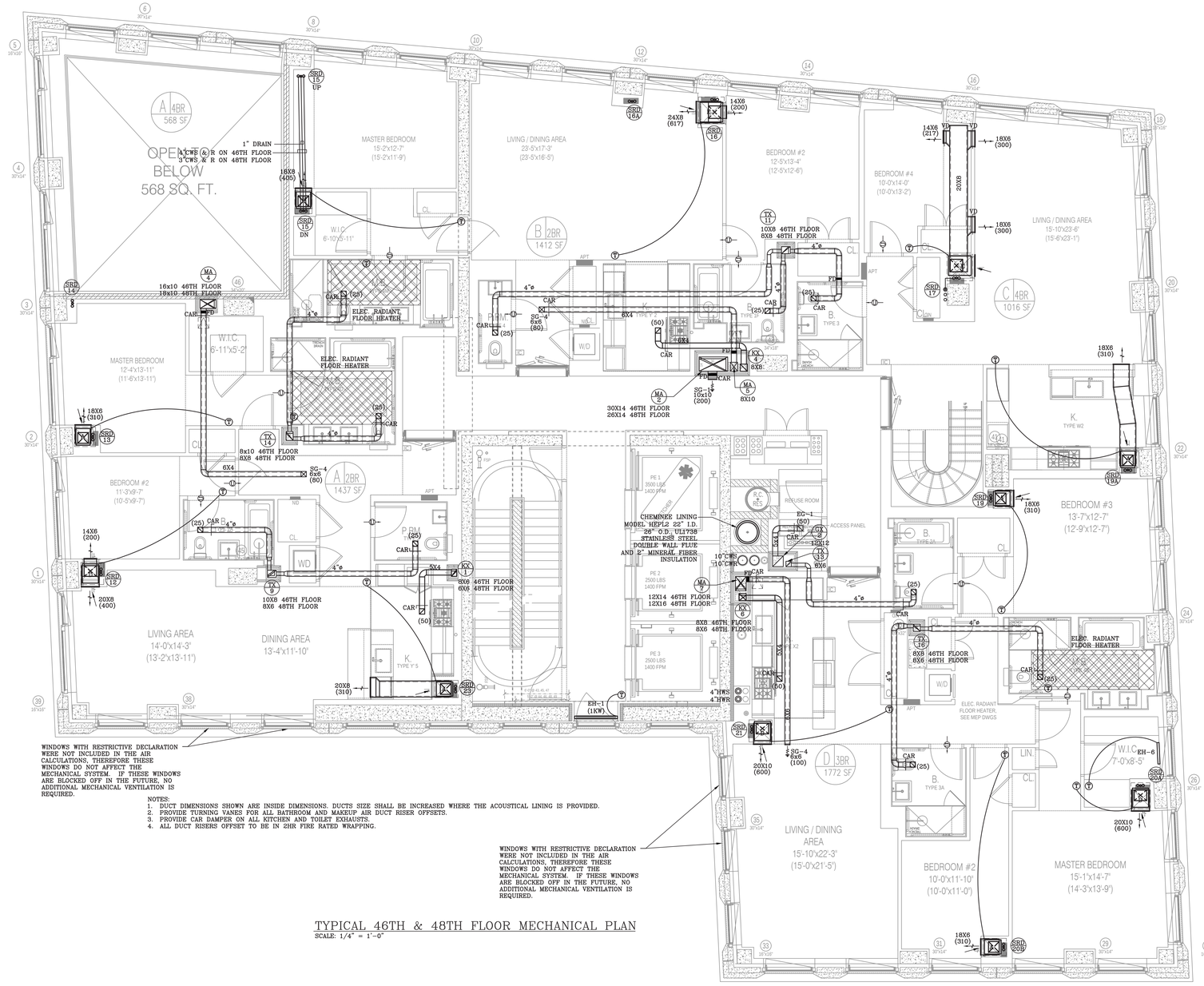

NOTES:
1. DUCT DIMENSIONS SHOWN ARE INSIDE DIMENSIONS. DUCTS SIZE SHALL BE INCREASED WHERE THE ACOUSTICAL LINING IS PROVIDED.
2. PROVIDE TURNING VANES FOR ALL BATHROOM AND MAKEUP AIR DUCT RISER OFFSETS.
3. PROVIDE CAR DAMPER ON ALL KITCHEN AND TOILET EXHAUSTS.
4. ALL DUCT RISERS OFFSET TO BE IN 2HR FIRE RATED WRAPPING.

TYPICAL 46TH & 48TH FLOOR MECHANICAL PLAN
SCALE: 1/4" = 1'-0"

NOTE: THIS PLAN IS APPROVED ONLY FOR WORK INDICATED ON THE APPLICATION SPECIFICATION SHEET. ALL OTHER MATTERS SHOWN ARE NOT TO BE RELIED UPON OR TO BE CONSIDERED AS EITHER BEING APPROVED OR IN ACCORDANCE WITH APPLICABLE CODES.

NOTE: TO THE BEST OF MY KNOWLEDGE, BELIEF AND PROFESSIONAL JUDGMENT, THESE PLANS AND SPECIFICATIONS ARE IN COMPLIANCE WITH 2016 NEW YORK CITY ENERGY CONSERVATION CODE (BY APPLICATION OF ASHRAE-90.1/2013)

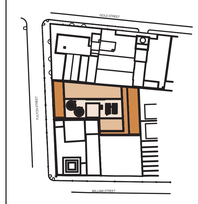

KEY PLAN

NOTES:

Number:	Date:	Revision:
16	09/22/2017	ISSUED TO DOB
15	06/14/2017	100% CO SUBMISSION (A)
14	03/31/2017	50% CO SUBMISSION (A)
13	03/16/2017	RE-SUBMISSION FOR EN COMMENTS
12	01/20/2017	80% CO SUBMISSION (1)
11	01/13/2017	REVISED BUY SET
10	01/06/2017	RE-SUBMISSION FOR EN COMMENTS
9	10/22/2016	RE-SUBMISSION FOR EN COMMENTS
8	11/28/2016	RE-SUBMISSION FOR DOB FILING
7	11/11/2016	CORE & SHELL BUY SET
6	10/07/2016	CORE & SHELL BD SET
5	09/13/2016	PROGRESS SET FOR BUDGETING
4	07/06/2016	HLB FILING SET
3	06/20/2016	100% DD SET
2	02/02/2016	50% DD SET
1	04/11/2016	PRELIMINARY PRICING SET

Project:
130 WILLIAM STREET
130 WILLIAM STREET
NEW YORK, NY 10038

Client:
THE LIGHTSTONE GROUP
130 WILLIAM STREET PROPERTY OWNER LLC
460 PARK AVE, 13TH FLOOR
NEW YORK, NY 10022
(212) 616-9971

Architect:
HILL | WEST ARCHITECTS
11 BROADWAY
17TH FLOOR
NEW YORK, NY 10004
T. 212 213 8007

Creative Director
Adjaye Associates
415 Broadway, 3rd Fl.
New York, NY 10013
(212) 965-8477

Building Structures:
McNamara Salvia
62 West 45th Street, 11th Fl.
New York, NY 10036
(212) 246-9800

MEP Engineer:
Ventrop ECG, LLC
365 W 34th Street, 3rd Fl.
New York, NY 10001
(212) 244-5060

Exterior Facade Consultant:
Gilsanz Murray Steficek, LLP
129 West 27th Street, 5th Fl.
New York, NY 10001
(212) 254-0030

Landscape Architect:
Weintraub Diaz, LLC
19 New Street
Nyack, NY 10960
(845) 353-2500

Civil Engineer & Acoustic Consultant:
AKRF Engineering PC
440 Park Avenue South, 7th Fl.
New York, NY 10016
(646) 388-9829

IT & Security Consultant:
Anj Communications
133 Sunny Ridge Road
Harrison, New York 10528
(914) 967-1967

Pool Consultant:
Integrated Aquatics Engineering, Inc.
75 Shewell Ave
Doylestown, PA 18901
(215) 230-8623

Elevator Consultant:
Jenkins and Huntington
1251 Avenue of the Americas
New York, NY 10020
(212)-696-1818

DOB STAMPS & SIGNATURES:

Clark Gomez
APPROVED
Under Directive 2 of 1975
Date: 11/16/2017
NYC Development Hub

DWG TITLE:
TYPICAL 46TH & 48TH FLOOR
MECHANICAL PLAN

NB#121192903

SEAL & SIGNATURE:
STATE OF NEW YORK WAIGON WONG 029781 LICENSED PROFESSIONAL ENGINEER

DATE: 11/19/15
PROJECT #: 2015-527
SCALE: AS NOTED
DWG NO: M-137.00

DEPT OF BLDGS 121192903 Job Number
ES44707U01 Scan Code

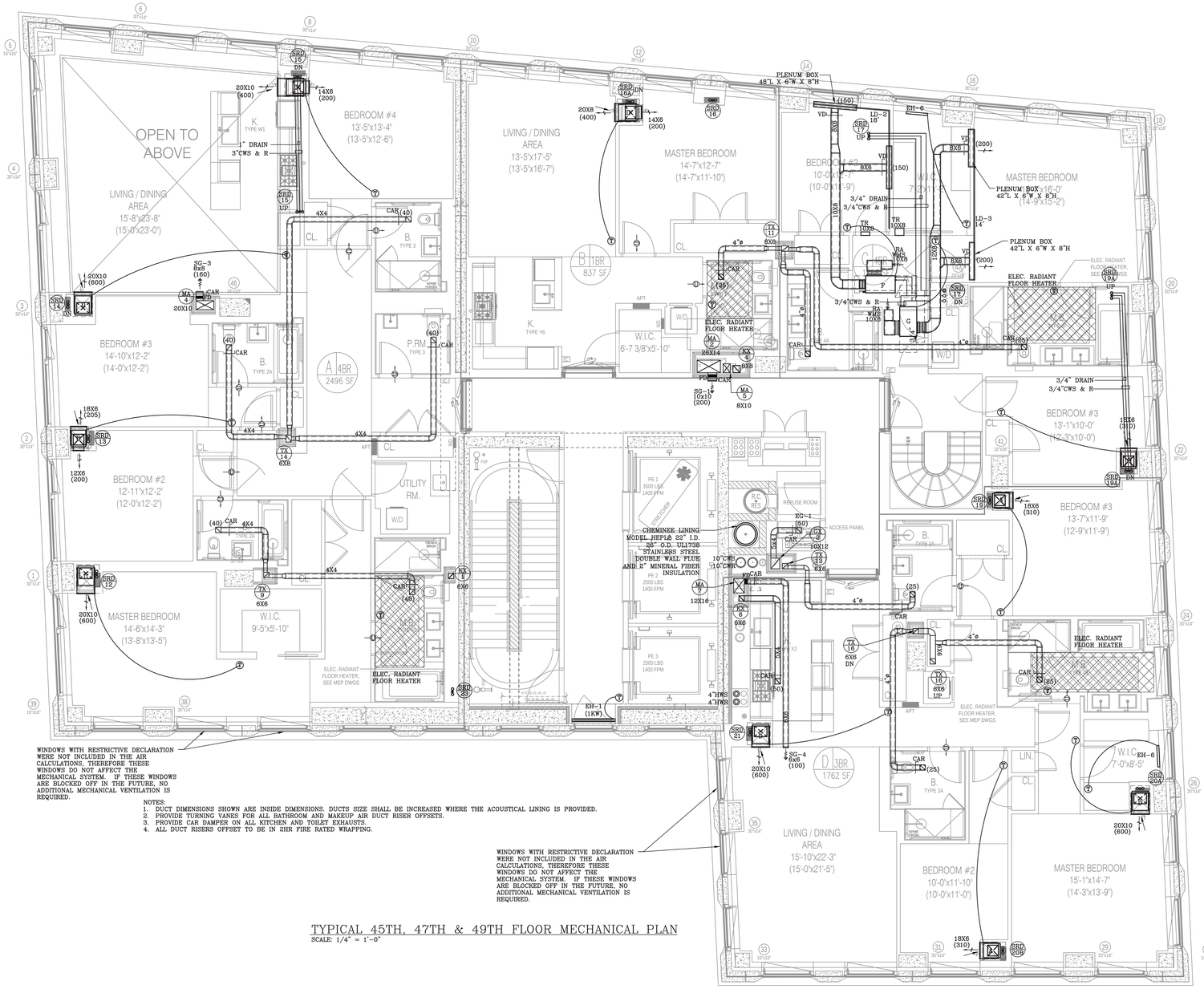

NOTES:
1. DUCT DIMENSIONS SHOWN ARE INSIDE DIMENSIONS. DUCTS SIZE SHALL BE INCREASED WHERE THE ACOUSTICAL LINING IS PROVIDED.
2. PROVIDE TURNING VANES FOR ALL BATHROOM AND MAKEUP AIR DUCT RISER OFFSETS.
3. PROVIDE CAR DAMPER ON ALL KITCHEN AND TOILET EXHAUSTS.
4. ALL DUCT RISERS OFFSET TO BE IN 6HR FIRE RATED WRAPPING.

TYPICAL 45TH, 47TH & 49TH FLOOR MECHANICAL PLAN
SCALE: 1/4" = 1'-0"

NOTE: THIS PLAN IS APPROVED ONLY FOR WORK INDICATED ON THE APPLICATION SPECIFICATION SHEET. ALL OTHER MATTERS SHOWN ARE NOT TO BE RELIED UPON OR TO BE CONSIDERED AS EITHER BEING APPROVED OR IN ACCORDANCE WITH APPLICABLE CODES.

NOTE: TO THE BEST OF MY KNOWLEDGE, BELIEF AND PROFESSIONAL JUDGMENT, THESE PLANS AND SPECIFICATIONS ARE IN COMPLIANCE WITH 2016 NEW YORK CITY ENERGY CONSERVATION CODE (BY APPLICATION OF ASHRAE–90.1/2013)

Clare Gomez
APPROVED
Under Directive 1 of 1975
Date: 11/16/2017
NYC Development Hub

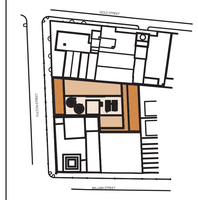

KEY PLAN

NOTES:

Number:	Date:	Revision:
16	09/22/2017	ISSUED TO DOB
15	06/14/2017	100% CD SUBMISSION
14	03/31/2017	91% CD SUBMISSION
13	03/16/2017	RE-SUBMISSION FOR EN COMMENTS
12	01/20/2017	80% CD SUBMISSION
11	01/13/2017	REVISED BUY SET
10	01/06/2017	RE-SUBMISSION FOR EN COMMENTS
9	12/22/2016	RE-SUBMISSION FOR EN COMMENTS
8	11/28/2016	RE-SUBMISSION FOR DOB FILING
7	11/11/2016	CORE & SHELL BUY SET
6	10/07/2016	CORE & SHELL BID SET
5	09/13/2016	PROGRESS SET FOR BUDGETING
4	07/06/2016	HLB FILING SET
3	06/20/2016	100% DD SET
2	05/02/2016	50% DD SET
1	04/11/2016	PRELIMINARY PRICING SET

Project:
130 WILLIAM STREET
130 WILLIAM STREET
NEW YORK, NY 10038

Client:
THE LIGHTSTONE GROUP
130 WILLIAM STREET PROPERTY OWNER LLC
460 PARK AVE, 13TH FLOOR
NEW YORK, NY 10022
(212) 616-9971

Architect:
HILL | WEST ARCHITECTS
11 BROADWAY
17TH FLOOR
NEW YORK, NY 10004
T. 212 213 8007

Creative Director
Adjaye Associates
415 Broadway, 3rd Fl.
New York, NY 10013
(212) 965-8477

Building Structures:
McNamara Salvia
62 West 45th Street, 11th Fl.
New York, NY 10036
(212) 246-9800

MEP Engineer:
Ventrop ECG, LLC
365 W 34th Street, 3rd Fl.
New York, NY 10001
(212) 244-5060

Exterior Facade Consultant:
Gilsanz Murray Steficek, LLP
129 West 27th Street, 5th Fl.
New York, NY 10001
(212) 254-0030

Landscape Architect:
Weintraub Diaz, LLC
19 New Street
Nyack, NY 10960
(845) 353-2500

Civil Engineer & Acoustic Consultant:
AKRF Engineering PC
440 Park Avenue South, 7th Fl.
New York, NY 10016
(646) 388-9829

IT & Security Consultant:
Anj Communications
133 Sunny Ridge Road
Harrison, New York 10528
(914) 967-1967

Pool Consultant:
Integrated Aquatics Engineering, Inc.
79 Shewell Ave
Doylestown, PA 18901
(215) 230-8623

Elevator Consultant:
Jenkins and Huntington
1251 Avenue of the Americas
New York, NY 10020
(212)-696-1818

DOB STAMPS & SIGNATURES:

DWG TITLE:
49TH FLOOR
MECHANICAL PLAN

NB#121192903

SEAL & SIGNATURE:
STATE OF NEW YORK HALOON WONG LICENSED PROFESSIONAL ENGINEER

DATE: 11/16/15
PROJECT #: 2015-527
SCALE: AS NOTED
M-138.00
DWG NO.

DEPT OF BLDGS 121192903 Job Number
E387057425S Scan Code

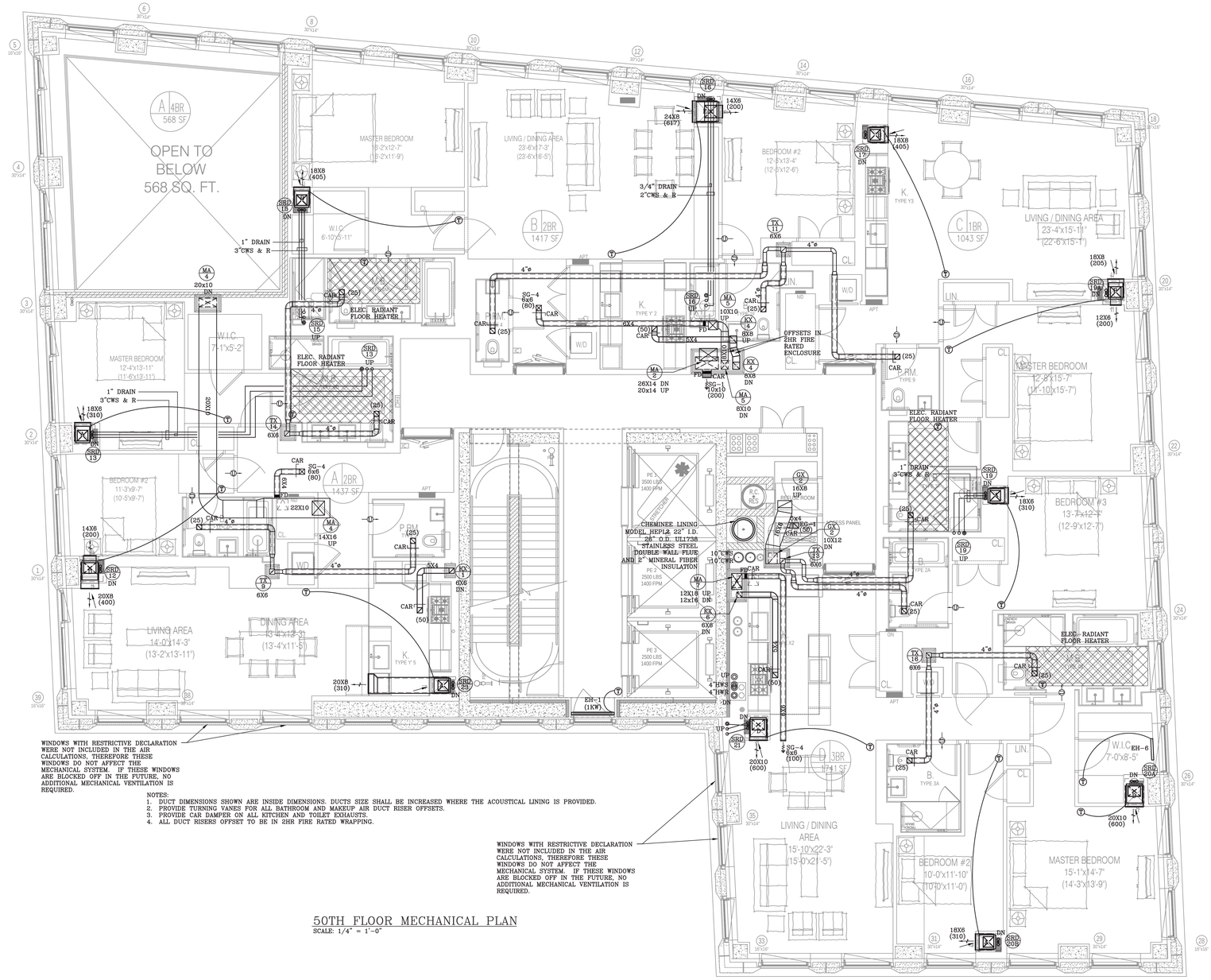

NOTES:
1. DUCT DIMENSIONS SHOWN ARE INSIDE DIMENSIONS. DUCTS SIZE SHALL BE INCREASED WHERE THE ACOUSTICAL LINING IS PROVIDED.
2. PROVIDE TURNING VANES FOR ALL BATHROOM AND MAKEUP AIR DUCT RISER OFFSETS.
3. PROVIDE CAR DAMPER ON ALL KITCHEN AND TOILET EXHAUSTS.
4. ALL DUCT RISERS OFFSET TO BE IN 2HR FIRE RATED WRAPPING.

50TH FLOOR MECHANICAL PLAN
SCALE: 1/4" = 1'-0"

NOTE: THIS PLAN IS APPROVED ONLY FOR WORK INDICATED ON THE APPLICATION SPECIFICATION SHEET. ALL OTHER MATTERS SHOWN ARE NOT TO BE RELIED UPON OR TO BE CONSIDERED AS EITHER BEING APPROVED OR IN ACCORDANCE WITH APPLICABLE CODES.

NOTE: TO THE BEST OF MY KNOWLEDGE, BELIEF AND PROFESSIONAL JUDGMENT, THESE PLANS AND SPECIFICATIONS ARE IN COMPLIANCE WITH 2016 NEW YORK CITY ENERGY CONSERVATION CODE (BY APPLICATION OF ASHRAE-90.1/2013)

Clare Gomez
APPROVED
Under Directive 1 of 1975
Date: 11/16/2017
NYC Development Hub

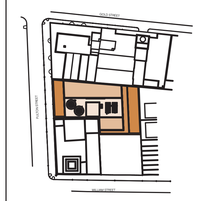

KEY PLAN

NOTES:

Number:	Date:	Revision:
16	09/22/2017	ISSUED TO DOB
15	06/14/2017	100% CD SUBMISSION
14	03/31/2017	94% CD SUBMISSION
13	03/16/2017	RE-SUBMISSION FOR EN COMMENTS
12	01/20/2017	80% CD SUBMISSION
11	01/13/2017	REVISED BUY SET
10	01/06/2017	RE-SUBMISSION FOR EN COMMENTS
9	12/22/2016	RE-SUBMISSION FOR EN COMMENTS
8	11/28/2016	RE-SUBMISSION FOR DOB FILING
7	11/11/2016	CORE & SHELL BUY SET
6	10/07/2016	CORE & SHELL BID SET
5	09/13/2016	PROGRESS SET FOR BUDGETING
4	07/06/2016	HLB FILING SET
3	06/20/2016	100% DD SET
2	05/02/2016	50% DD SET
1	04/11/2016	PRELIMINARY PRICING SET

Project:
130 WILLIAM STREET
130 WILLIAM STREET
NEW YORK, NY 10038

Client:
THE LIGHTSTONE GROUP
130 WILLIAM STREET PROPERTY OWNER LLC
460 PARK AVE, 13TH FLOOR
NEW YORK, NY 10022
(212) 616-9971

Architect:
HILL | WEST ARCHITECTS
11 BROADWAY
17TH FLOOR
NEW YORK, NY 10004
T. 212 213 8007

Creative Director
Adjaye Associates
415 Broadway, 3rd Fl.
New York, NY 10013
(212) 965-8477

Building Structures:
McNamara Salvia
62 West 45th Street, 11th Fl.
New York, NY 10036
(212) 246-9800

MEP Engineer:
Ventrop ECG, LLC
365 W 34th Street, 3rd Fl.
New York, NY 10001
(212) 244-5060

Exterior Facade Consultant:
Gilsanz Murray Steficek, LLP
129 West 27th Street, 5th Fl.
New York, NY 10001
(212) 254-0030

Landscape Architect:
Weintraub Diaz, LLC
19 New Street
Nyack, NY 10960
(845) 353-2500

Civil Engineer & Acoustic Consultant:
AKRF Engineering PC
440 Park Avenue South, 7th Fl.
New York, NY 10016
(646) 388-9829

IT & Security Consultant:
Anj Communications
133 Sunny Ridge Road
Harrison, New York 10528
(914) 967-1967

Pool Consultant:
Integrated Aquatics Engineering, Inc.
75 Shewell Ave
Doylestown, PA 18901
(215) 230-8623

Elevator Consultant:
Jenkins and Huntington
1251 Avenue of the Americas
New York, NY 10020
(212)-696-1818

DOB STAMPS & SIGNATURES:

DWG TITLE:
50TH FLOOR
MECHANICAL PLAN

NB#121192903

SEAL & SIGNATURE:
STATE OF NEW YORK · MALOON WONG · 090185 · LICENSED PROFESSIONAL ENGINEER

DATE:	11/19/15
PROJECT #:	2015-527
SCALE:	AS NOTED
DWG NO:	M-139.00

DEPT OF BLDGS 121192903 Job Number
E350745A4X Scan Code

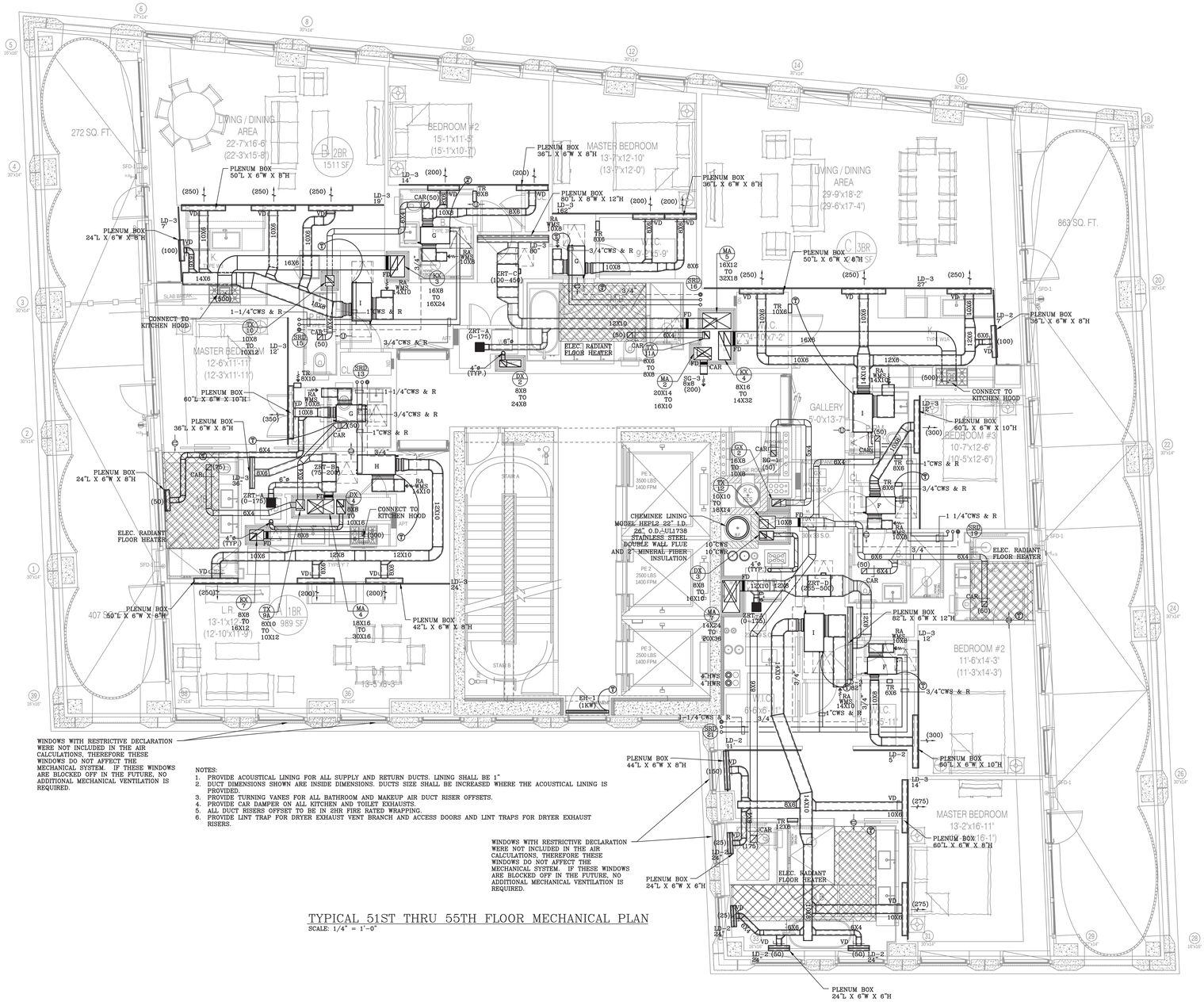

NOTES:
1. PROVIDE ACOUSTICAL LINING FOR ALL SUPPLY AND RETURN DUCTS. LINING SHALL BE 1"
2. DUCT DIMENSIONS SHOWN ARE INSIDE DIMENSIONS. DUCTS SIZE SHALL BE INCREASED WHERE THE ACOUSTICAL LINING IS PROVIDED.
3. PROVIDE TURNING VANES FOR ALL BATHROOM AND MAKEUP AIR DUCT RISER OFFSETS.
4. PROVIDE CAR DAMPER ON ALL KITCHEN AND TOILET EXHAUSTS.
5. ALL DUCT RISERS OFFSET TO BE IN 2HR FIRE RATED WRAPPING.
6. PROVIDE LINT TRAP FOR DRYER EXHAUST VENT BRANCH AND ACCESS DOORS AND LINT TRAPS FOR DRYER EXHAUST RISERS.

TYPICAL 51ST THRU 55TH FLOOR MECHANICAL PLAN
SCALE: 1/4" = 1'-0"

NOTE: THIS PLAN IS APPROVED ONLY FOR WORK INDICATED ON THE APPLICATION SPECIFICATION SHEET. ALL OTHER MATTERS SHOWN ARE NOT TO BE RELIED UPON OR TO BE CONSIDERED AS EITHER BEING APPROVED OR IN ACCORDANCE WITH APPLICABLE CODES.

NOTE: TO THE BEST OF MY KNOWLEDGE, BELIEF AND PROFESSIONAL JUDGMENT, THESE PLANS AND SPECIFICATIONS ARE IN COMPLIANCE WITH 2016 NEW YORK CITY ENERGY CONSERVATION CODE (BY APPLICATION OF ASHRAE-90.1/2013)

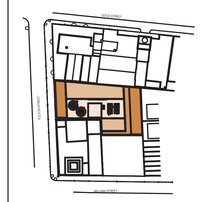

KEY PLAN

NOTES:

Number:	Date:	Revision:
16	09/22/2017	ISSUED TO DOB
15	06/14/2017	100% CD SUBMISSION (A)
14	03/31/2017	91% CD SUBMISSION
13	03/16/2017	RE-SUBMISSION FOR EN COMMENTS (A)
12	01/20/2017	80% CD SUBMISSION (A)
11	01/13/2017	REVISED BUY SET
10	01/06/2017	RE-SUBMISSION FOR EN COMMENTS
9	12/22/2016	RE-SUBMISSION FOR EN COMMENTS
8	11/28/2016	RE-SUBMISSION FOR DOB FILING
7	11/11/2016	CORE & SHELL BUY SET
6	10/07/2016	CORE & SHELL BID SET
5	09/13/2016	PROGRESS SET FOR BUDGETING
4	07/06/2016	HLB FILING SET
3	06/20/2016	100% DD SET
2	05/02/2016	50% DD SET
1	04/11/2016	PRELIMINARY PRICING SET

Project:
130 WILLIAM STREET
130 WILLIAM STREET
NEW YORK, NY 10038

Client:
THE LIGHTSTONE GROUP
130 WILLIAM STREET PROPERTY OWNER LLC
460 PARK AVE, 13TH FLOOR
NEW YORK, NY 10022
(212) 616-9971

Architect:
HILL | WEST ARCHITECTS
11 BROADWAY
17TH FLOOR
NEW YORK, NY 10004
T. 212 213 8007

Creative Director
Adjaye Associates
415 Broadway, 3rd Fl.
New York, NY 10013
(212) 965-8477

Building Structures:
McNamara Salvia
62 West 45th Street, 11th Fl.
New York, NY 10036
(212) 246-9800

MEP Engineer:
Ventrop ECG, LLC
365 W 34th Street, 3rd Fl.
New York, NY 10001
(212) 244-5060

Exterior Facade Consultant:
Gilsanz Murray Steficek, LLP
129 West 27th Street, 5th Fl.
New York, NY 10001
(212) 254-0030

Landscape Architect:
Weintraub Diaz, LLC
19 New Street
Nyack, NY 10960
(845) 353-2500

Civil Engineer & Acoustic Consultant:
AKRF Engineering PC
440 Park Avenue South, 7th Fl.
New York, NY 10016
(646) 388-9829

IT & Security Consultant:
Anj Communications
133 Sunny Ridge Road
Harrison, New York 10528
(914) 967-1967

Pool Consultant:
Integrated Aquatics Engineering, Inc.
75 Shewell Ave
Doylestown, PA 18901
(215) 230-8623

Elevator Consultant:
Jenkins and Huntington
1251 Avenue of the Americas
New York, NY 10020
(212)-696-1818

DOB STAMPS & SIGNATURES:

Clark Gomez
APPROVED
Under Directive 2 of 1975
Date: 11/16/2017
NYC Development Hub

DWG TITLE:
TYPICAL 51ST THRU 55TH FLOOR
MECHANICAL PLAN

NB#121192903

SEAL & SIGNATURE:
STATE OF NEW YORK · WAI-SOON WONG · 090783 · LICENSED PROFESSIONAL ENGINEER

DATE: 11/19/15
PROJECT #: 2015-527
SCALE: AS NOTED
DWG NO: M-140.00

DEPT OF BLDGS 121192903 Job Number
E5847758450 Scan Code

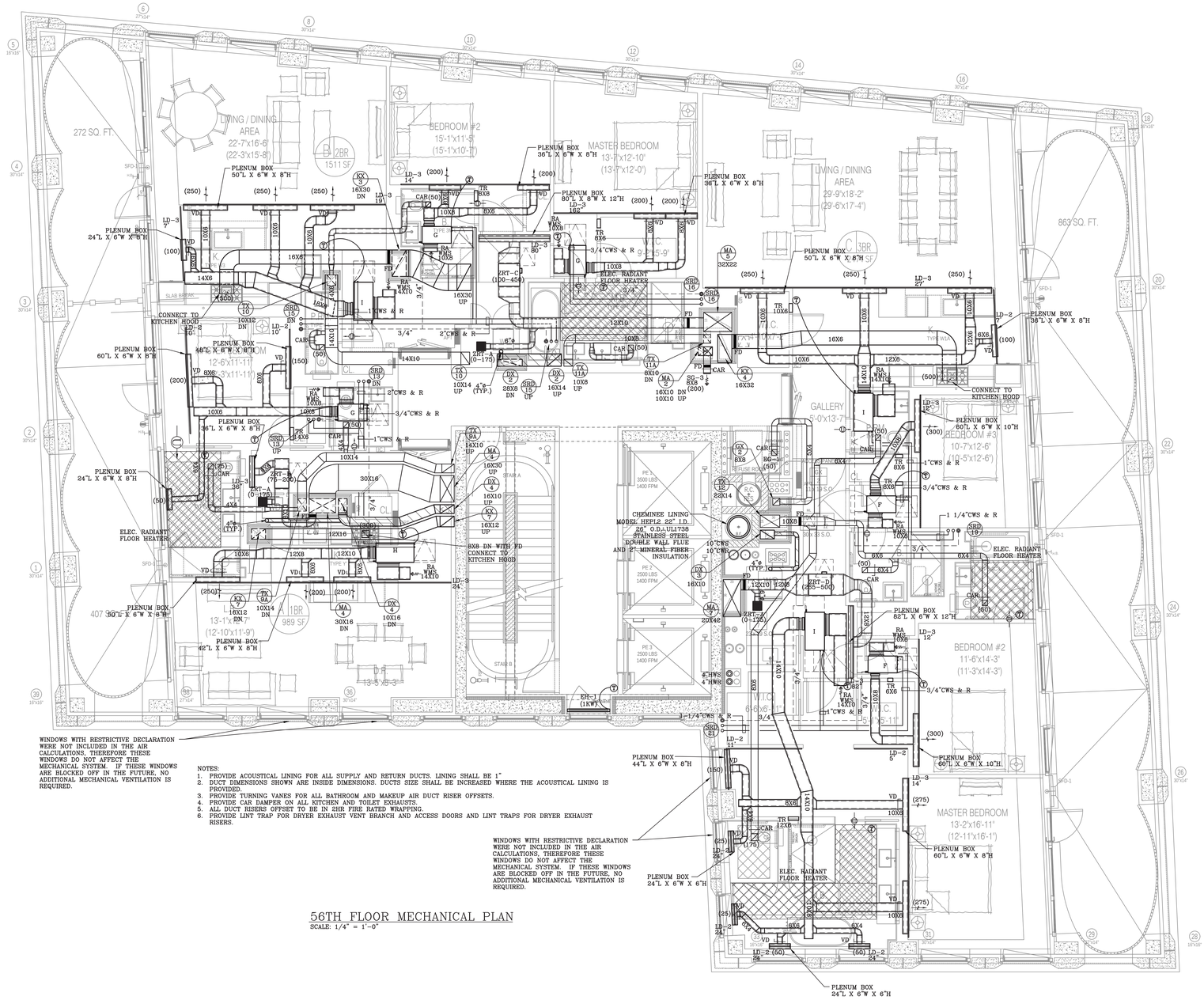

WINDOWS WITH RESTRICTIVE DECLARATION WERE NOT INCLUDED IN THE AIR CALCULATIONS, THEREFORE THESE WINDOWS DO NOT AFFECT THE MECHANICAL SYSTEM. IF THESE WINDOWS ARE BLOCKED OFF IN THE FUTURE, NO ADDITIONAL MECHANICAL VENTILATION IS REQUIRED.

NOTES:
1. PROVIDE ACOUSTICAL LINING FOR ALL SUPPLY AND RETURN DUCTS. LINING SHALL BE 1"
2. DUCT DIMENSIONS SHOWN ARE INSIDE DIMENSIONS. DUCTS SIZE SHALL BE INCREASED WHERE THE ACOUSTICAL LINING IS PROVIDED.
3. PROVIDE TURNING VANES FOR ALL BATHROOM AND MAKEUP AIR DUCT RISER OFFSETS.
4. PROVIDE CAR DAMPER ON ALL KITCHEN AND TOILET EXHAUSTS.
5. ALL DUCT RISERS OFFSET TO BE IN 2HR FIRE RATED WRAPPING.
6. PROVIDE LINT TRAP FOR DRYER EXHAUST VENT BRANCH AND ACCESS DOORS AND LINT TRAPS FOR DRYER EXHAUST RISERS.

WINDOWS WITH RESTRICTIVE DECLARATION WERE NOT INCLUDED IN THE AIR CALCULATIONS, THEREFORE THESE WINDOWS DO NOT AFFECT THE MECHANICAL SYSTEM. IF THESE WINDOWS ARE BLOCKED OFF IN THE FUTURE, NO ADDITIONAL MECHANICAL VENTILATION IS REQUIRED.

56TH FLOOR MECHANICAL PLAN
SCALE: 1/4" = 1'-0"

NOTE: THIS PLAN IS APPROVED ONLY FOR WORK INDICATED ON THE APPLICATION SPECIFICATION SHEET. ALL OTHER MATTERS SHOWN ARE NOT TO BE RELIED UPON OR TO BE CONSIDERED AS EITHER BEING APPROVED OR IN ACCORDANCE WITH APPLICABLE CODES.

NOTE: TO THE BEST OF MY KNOWLEDGE, BELIEF AND PROFESSIONAL JUDGMENT, THESE PLANS AND SPECIFICATIONS ARE IN COMPLIANCE WITH 2016 NEW YORK CITY ENERGY CONSERVATION CODE (BY APPLICATION OF ASHRAE-90.1/2013)

Clark Gomez
APPROVED
Under Directive 2 of 1975
Date: 11/16/2017
NYC Development Hub

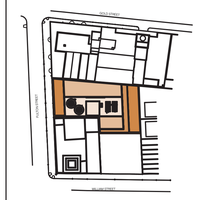

KEY PLAN

NOTES:

Number:	Date:	Revision:
16	09/22/2017	ISSUED TO DOB
15	06/14/2017	100% CD SUBMISSION Δ3
14	03/31/2017	91% CD SUBMISSION
13	03/16/2017	RE-SUBMISSION FOR EN COMMENTS Δ2
12	01/20/2017	80% CD SUBMISSION Δ1
11	01/13/2017	REVISED BUY SET
10	01/06/2017	RE-SUBMISSION FOR EN COMMENTS
9	12/22/2016	RE-SUBMISSION FOR EN COMMENTS
8	11/28/2016	RE-SUBMISSION FOR DOB FILING
7	11/11/2016	CORE & SHELL BUY SET
6	10/07/2016	CORE & SHELL BID SET
5	09/13/2016	PROGRESS SET FOR BUDGETING
4	07/06/2016	HLB FILING SET
3	06/20/2016	100% DD SET
2	05/02/2016	50% DD SET
1	04/11/2016	PRELIMINARY PRICING SET

Project:
130 WILLIAM STREET
130 WILLIAM STREET
NEW YORK, NY 10038

Client:
THE LIGHTSTONE GROUP
130 WILLIAM STREET PROPERTY OWNER LLC
460 PARK AVE, 13TH FLOOR
NEW YORK, NY 10022
(212) 616-9971

Architect:
HILL | WEST ARCHITECTS
11 BROADWAY
17TH FLOOR
NEW YORK, NY 10004
T. 212 213 8007

Creative Director
Adjaye Associates
415 Broadway, 3rd Fl.
New York, NY 10013
(212) 965-8477

Building Structures:
McNamara Salvia
62 West 45th Street, 11th Fl.
New York, NY 10036
(212) 246-9800

MEP Engineer:
Ventrop ECG, LLC
365 W 34th Street, 3rd Fl.
New York, NY 10001
(212) 244-5060

Exterior Facade Consultant:
Gilsanz Murray Steficek, LLP
129 West 27th Street, 5th Fl.
New York, NY 10001
(212) 254-0030

Landscape Architect:
Weintraub Diaz, LLC
19 New Street
Nyack, NY 10960
(845) 353-2500

Civil Engineer & Acoustic Consultant:
AKRF Engineering PC
440 Park Avenue South, 7th Fl.
New York, NY 10016
(646) 388-9829

IT & Security Consultant:
Anj Communications
133 Sunny Ridge Road
Harrison, New York 10528
(914) 967-1967

Pool Consultant:
Integrated Aquatics Engineering, Inc.
75 Shewell Ave
Doylestown, PA 18901
(215) 230-8623

Elevator Consultant:
Jenkins and Huntington
1251 Avenue of the Americas
New York, NY 10020
(212)-696-1818

DOB STAMPS & SIGNATURES:

DWG TITLE:
56TH FLOOR
MECHANICAL PLAN

NB#121192903

SEAL & SIGNATURE:
STATE OF NEW YORK · WAI-YAN WONG · 090783 · LICENSED PROFESSIONAL ENGINEER

DATE: 11/19/15
PROJECT #: 2015-527
SCALE: AS NOTED
DWG NO: M-141.00

DEPT OF BLDGS 121192903 Job Number
K577548W035 Scan Code

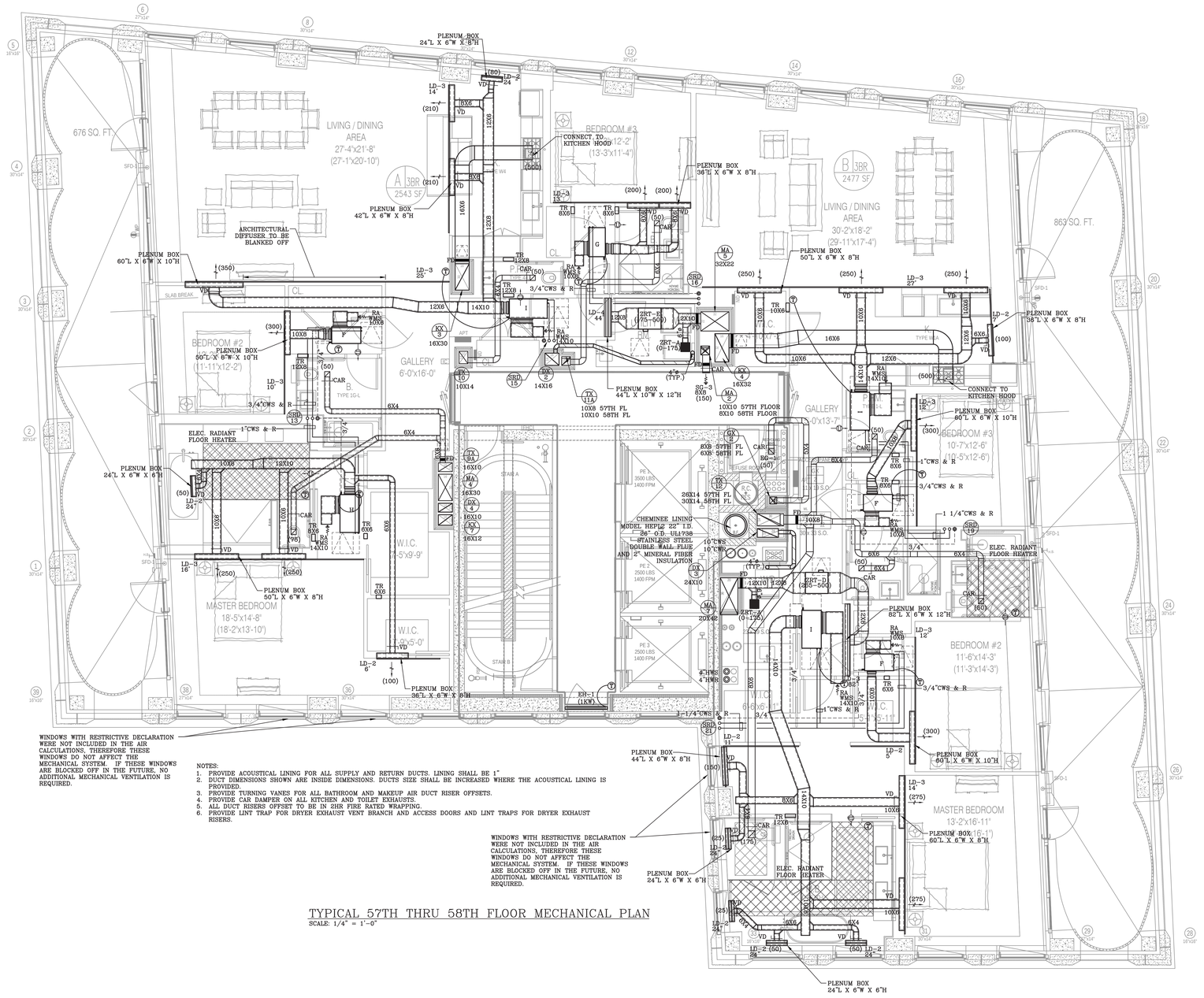

WINDOWS WITH RESTRICTIVE DECLARATION WERE NOT INCLUDED IN THE AIR CALCULATIONS, THEREFORE THESE WINDOWS DO NOT AFFECT THE MECHANICAL SYSTEM. IF THESE WINDOWS ARE BLOCKED OFF IN THE FUTURE, NO ADDITIONAL MECHANICAL VENTILATION IS REQUIRED.

NOTES:
1. PROVIDE ACOUSTICAL LINING FOR ALL SUPPLY AND RETURN DUCTS. LINING SHALL BE 1"
2. DUCT DIMENSIONS SHOWN ARE INSIDE DIMENSIONS. DUCTS SIZE SHALL BE INCREASED WHERE THE ACOUSTICAL LINING IS PROVIDED.
3. PROVIDE TURNING VANES FOR ALL BATHROOM AND MAKEUP AIR DUCT RISER OFFSETS.
4. PROVIDE CAR DAMPER ON ALL KITCHEN AND TOILET EXHAUSTS.
5. ALL DUCT RISERS OFFSET TO BE IN 2HR FIRE RATED WRAPPING.
6. PROVIDE LINT TRAP FOR DRYER EXHAUST VENT BRANCH AND ACCESS DOORS AND LINT TRAPS FOR DRYER EXHAUST RISERS.

WINDOWS WITH RESTRICTIVE DECLARATION WERE NOT INCLUDED IN THE AIR CALCULATIONS, THEREFORE THESE WINDOWS DO NOT AFFECT THE MECHANICAL SYSTEM. IF THESE WINDOWS ARE BLOCKED OFF IN THE FUTURE, NO ADDITIONAL MECHANICAL VENTILATION IS REQUIRED.

TYPICAL 57TH THRU 58TH FLOOR MECHANICAL PLAN
SCALE: 1/4" = 1'-0"

NOTE: THIS PLAN IS APPROVED ONLY FOR WORK INDICATED ON THE APPLICATION SPECIFICATION SHEET. ALL OTHER MATTERS SHOWN ARE NOT TO BE RELIED UPON OR TO BE CONSIDERED AS EITHER BEING APPROVED OR IN ACCORDANCE WITH APPLICABLE CODES.

NOTE: TO THE BEST OF MY KNOWLEDGE, BELIEF AND PROFESSIONAL JUDGMENT, THESE PLANS AND SPECIFICATIONS ARE IN COMPLIANCE WITH 2016 NEW YORK CITY ENERGY CONSERVATION CODE (BY APPLICATION OF ASHRAE–90.1/2013)

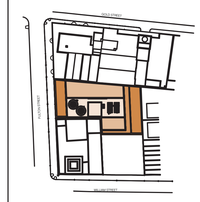

KEY PLAN

NOTES:

Number:	Date:	Revision:
16	09/22/2017	ISSUED TO DOB
15	06/14/2017	100% CD SUBMISSION (A)
14	03/31/2017	91% CD SUBMISSION
13	03/16/2017	RE-SUBMISSION FOR EN COMMENTS (A)
12	01/20/2017	80% CD SUBMISSION (1)
11	01/13/2017	REVISED BUY SET
10	01/06/2017	RE-SUBMISSION FOR EN COMMENTS
9	12/22/2016	RE-SUBMISSION FOR EN COMMENTS
8	11/28/2016	RE-SUBMISSION FOR DOB FILING
7	11/11/2016	CORE & SHELL BUY SET
6	10/07/2016	CORE & SHELL BID SET
5	09/13/2016	PROGRESS SET FOR BUDGETING
4	07/06/2016	HLB FILING SET
3	06/20/2016	100% DD SET
2	05/02/2016	50% DD SET
1	04/11/2016	PRELIMINARY PRICING SET

Project:
130 WILLIAM STREET
130 WILLIAM STREET
NEW YORK, NY 10038

Client:
THE LIGHTSTONE GROUP
130 WILLIAM STREET PROPERTY OWNER LLC
460 PARK AVE, 13TH FLOOR
NEW YORK, NY 10022
(212) 616-9971

Architect:
HILL | WEST ARCHITECTS
11 BROADWAY
17TH FLOOR
NEW YORK, NY 10004
T. 212 213 8007

Creative Director
Adjaye Associates
415 Broadway, 3rd Fl.
New York, NY 10013
(212) 965-8477

Building Structure:
McNamara Salvia
62 West 45th Street, 11th Fl.
New York, NY 10036
(212) 246-9800

MEP Engineer:
Ventrop ECG, LLC
365 W 34th Street, 3rd Fl.
New York, NY 10001
(212) 244-5060

Exterior Facade Consultant:
Gilsanz Murray Steficek, LLP
129 West 27th Street, 5th Fl.
New York, NY 10001
(212) 254-0030

Landscape Architect:
Weintraub Diaz, LLC
19 New Street
Nyack, NY 10960
(845) 353-2500

Civil Engineer & Acoustic Consultant:
AKRF Engineering PC
440 Park Avenue South, 7th Fl.
New York, NY 10016
(646) 388-9829

IT & Security Consultant:
Anj Communications
133 Sunny Ridge Road
Harrison, New York 10528
(914) 967-1967

Pool Consultant:
Integrated Aquatics Engineering, Inc.
75 Shewell Ave
Doylestown, PA 18901
(215) 230-8623

Elevator Consultant:
Jenkins and Huntington
1251 Avenue of the Americas
New York, NY 10020
(212)-696-1818

DOB STAMPS & SIGNATURES:

Clare Gomez
Building Inspector
APPROVED
Under Directive 1 of 1975
Date: 11/06/2017
NYC Development Hub

DWG TITLE:
TYPICAL 57TH THRU 58TH FLOOR
MECHANICAL PLAN
NB#121192903

SEAL & SIGNATURE:
STATE OF NEW YORK · HALDON WONG · 090187 · LICENSED PROFESSIONAL ENGINEER

DATE: 11/19/15
PROJECT #: 2015-827
SCALE: AS NOTED
DWG NO: M-142.00

DEPT OF BLDGS 421300925 Job Number
B2021020070 Scan Code

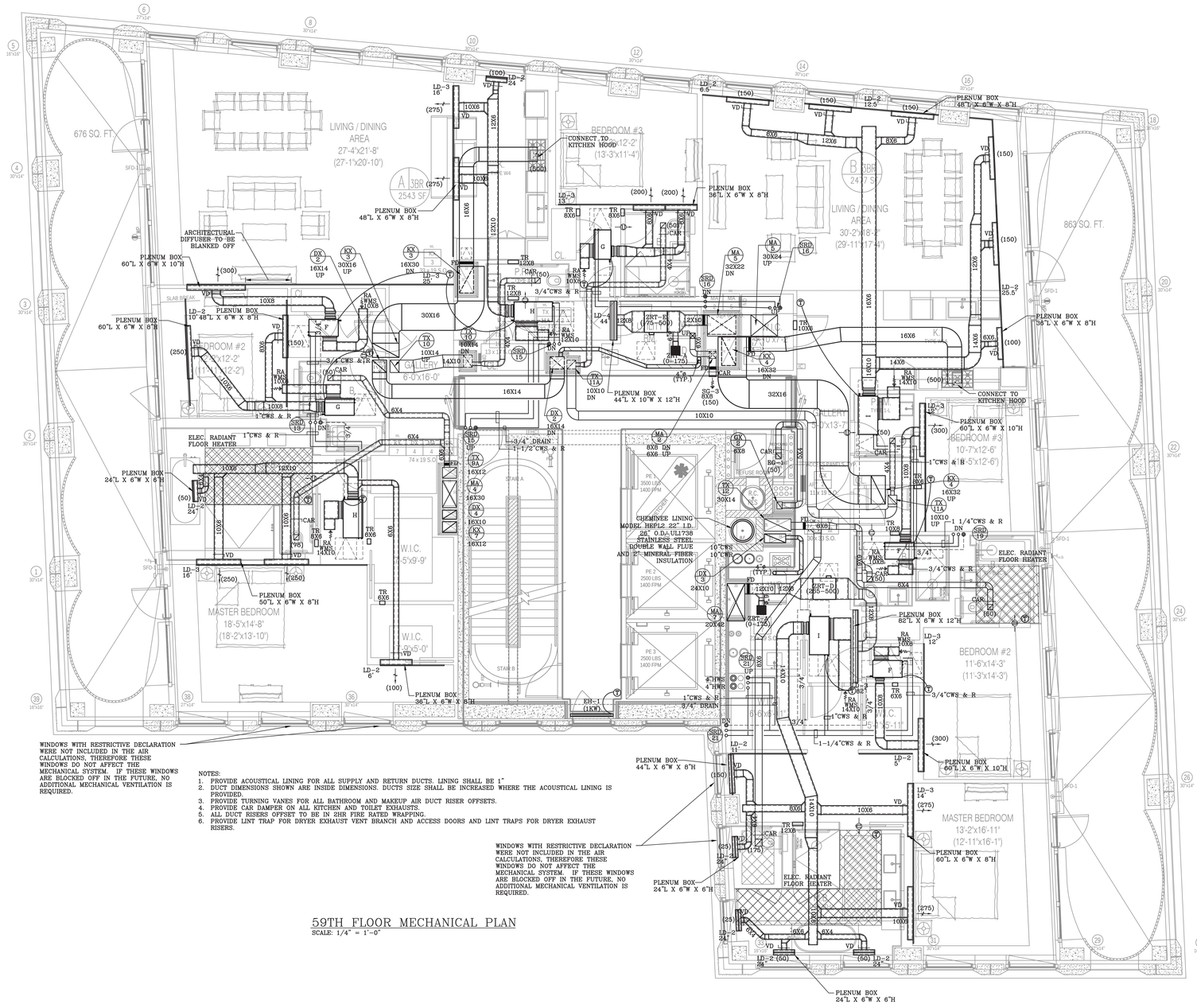

WINDOWS WITH RESTRICTIVE DECLARATION WERE NOT INCLUDED IN THE AIR CALCULATIONS, THEREFORE THESE WINDOWS DO NOT AFFECT THE MECHANICAL SYSTEM. IF THESE WINDOWS ARE BLOCKED OFF IN THE FUTURE, NO ADDITIONAL MECHANICAL VENTILATION IS REQUIRED.

NOTES:
1. PROVIDE ACOUSTICAL LINING FOR ALL SUPPLY AND RETURN DUCTS. LINING SHALL BE 1"
2. DUCT DIMENSIONS SHOWN ARE INSIDE DIMENSIONS. DUCTS SIZE SHALL BE INCREASED WHERE THE ACOUSTICAL LINING IS PROVIDED.
3. PROVIDE TURNING VANES FOR ALL BATHROOM AND MAKEUP AIR DUCT RISER OFFSETS.
4. PROVIDE CAR DAMPER ON ALL KITCHEN AND TOILET EXHAUSTS.
5. ALL DUCT RISERS OFFSET TO BE IN 2HR FIRE RATED WRAPPING.
6. PROVIDE LINT TRAP FOR DRYER EXHAUST VENT BRANCH AND ACCESS DOORS AND LINT TRAPS FOR DRYER EXHAUST RISERS.

WINDOWS WITH RESTRICTIVE DECLARATION WERE NOT INCLUDED IN THE AIR CALCULATIONS, THEREFORE THESE WINDOWS DO NOT AFFECT THE MECHANICAL SYSTEM. IF THESE WINDOWS ARE BLOCKED OFF IN THE FUTURE, NO ADDITIONAL MECHANICAL VENTILATION IS REQUIRED.

59TH FLOOR MECHANICAL PLAN
SCALE: 1/4" = 1'-0"

NOTE: THIS PLAN IS APPROVED ONLY FOR WORK INDICATED ON THE APPLICATION SPECIFICATION SHEET. ALL OTHER MATTERS SHOWN ARE NOT TO BE RELIED UPON OR TO BE CONSIDERED AS EITHER BEING APPROVED OR IN ACCORDANCE WITH APPLICABLE CODES.

NOTE: TO THE BEST OF MY KNOWLEDGE, BELIEF AND PROFESSIONAL JUDGMENT, THESE PLANS AND SPECIFICATIONS ARE IN COMPLIANCE WITH 2016 NEW YORK CITY ENERGY CONSERVATION CODE (BY APPLICATION OF ASHRAE–90.1/2013)

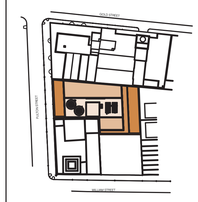

KEY PLAN

NOTES:

Number:	Date:	Revision:
16	09/22/2017	ISSUED TO DOB
15	06/14/2017	100% CD SUBMISSION
14	03/31/2017	91% CD SUBMISSION
13	03/16/2017	RE-SUBMISSION FOR EN COMMENTS
12	01/20/2017	80% CD SUBMISSION
11	01/13/2017	REVISED BUY SET
10	01/06/2017	RE-SUBMISSION FOR EN COMMENTS
9	12/22/2016	RE-SUBMISSION FOR EN COMMENTS
8	11/28/2016	RE-SUBMISSION FOR DOB FILING
7	11/11/2016	CORE & SHELL BUY SET
6	10/07/2016	CORE & SHELL BID SET
5	09/13/2016	PROGRESS SET FOR BUDGETING
4	07/06/2016	HLB FILING SET
3	06/20/2016	100% DD SET
2	05/02/2016	50% DD SET
1	04/11/2016	PRELIMINARY PRICING SET

Project:
130 WILLIAM STREET
130 WILLIAM STREET
NEW YORK, NY 10038

Client:
THE LIGHTSTONE GROUP
130 WILLIAM STREET PROPERTY OWNER LLC
460 PARK AVE, 13TH FLOOR
NEW YORK, NY 10022
(212) 616-9971

Architect:
HILL | WEST ARCHITECTS
11 BROADWAY
17TH FLOOR
NEW YORK, NY 10004
T. 212 213 8007

Creative Director
Adjaye Associates
415 Broadway, 3rd Fl.
New York, NY 10013
(212) 965-8477

Building Structure:
McNamara Salvia
62 West 45th Street, 11th Fl.
New York, NY 10036
(212) 246-9800

MEP Engineer:
Ventrop ECG, LLC
365 W 34th Street, 3rd Fl.
New York, NY 10001
(212) 244-5060

Exterior Facade Consultant:
Gilsanz Murray Steficek, LLP
129 West 27th Street, 5th Fl.
New York, NY 10001
(212) 254-0030

Landscape Architect:
Weintraub Diaz, LLC
19 New Street
Nyack, NY 10960
(845) 353-2500

Civil Engineer & Acoustic Consultant:
AKRF Engineering PC
440 Park Avenue South, 7th Fl.
New York, NY 10016
(646) 388-9829

IT & Security Consultant:
Anj Communications
133 Sunny Ridge Road
Harrison, New York 10528
(914) 967-1967

Pool Consultant:
Integrated Aquatics Engineering, Inc.
75 Shewell Ave
Doylestown, PA 18901
(215) 230-8623

Elevator Consultant:
Jenkins and Huntington
1251 Avenue of the Americas
New York, NY 10020
(212)-696-1818

DOB STAMPS & SIGNATURES:

Clare Gomez
Building NY
APPROVED
Under Directive 1 of 1975
Date: 11/06/2017
NYC Development Hub

DWG TITLE:
59TH FLOOR
MECHANICAL PLAN
NB#121192903

SEAL & SIGNATURE:
STATE OF NEW YORK · HALDON WONG · 098187 · LICENSED PROFESSIONAL ENGINEER

DATE: 11/19/15
PROJECT #: 2015-827
SCALE: AS NOTED
DWG NO: M-143.00

DEPT OF BLDGS 121192903 Job Number
E3416804085 Scan Code

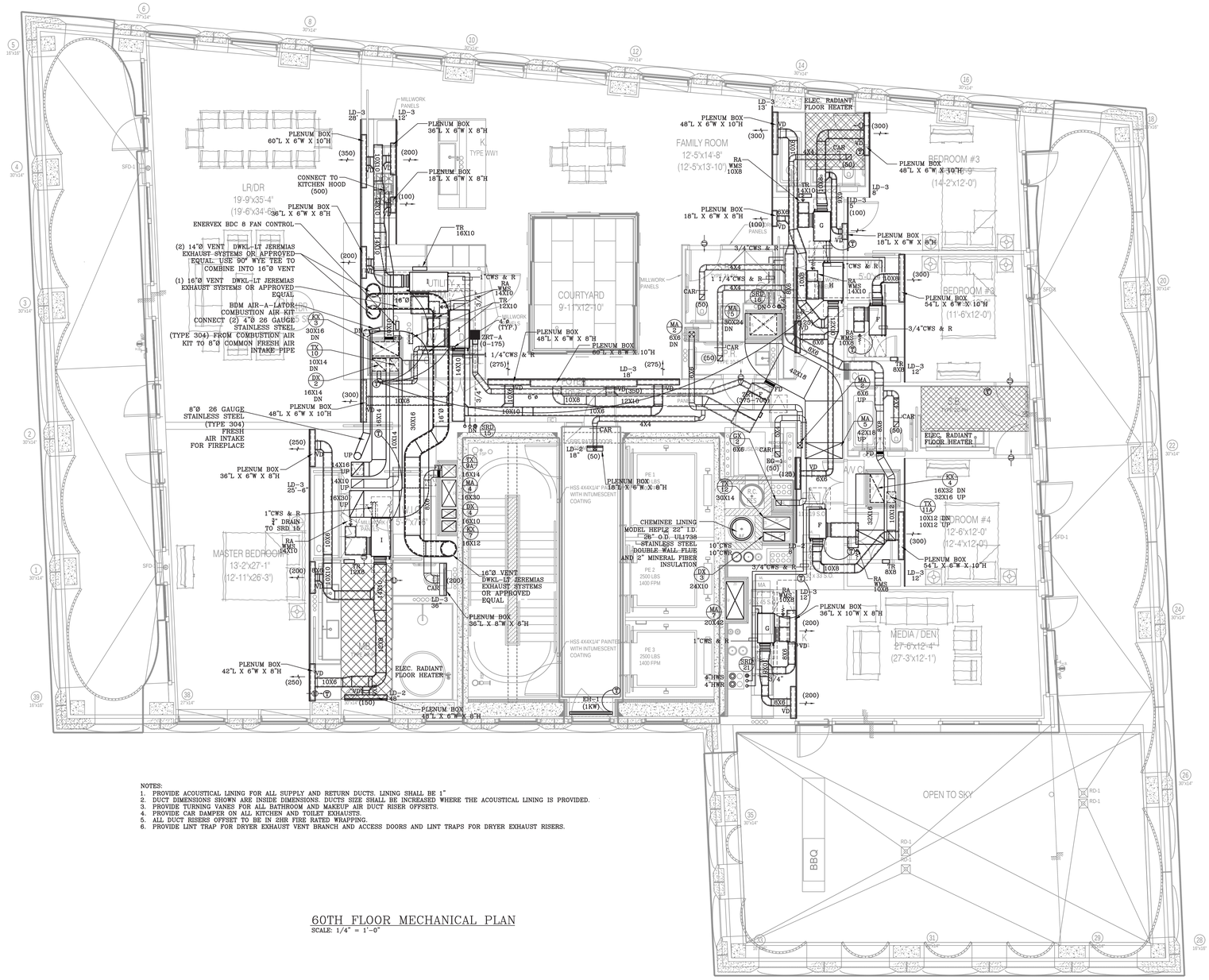

NOTES:
1. PROVIDE ACOUSTICAL LINING FOR ALL SUPPLY AND RETURN DUCTS. LINING SHALL BE 1"
2. DUCT DIMENSIONS SHOWN ARE INSIDE DIMENSIONS. DUCTS SIZE SHALL BE INCREASED WHERE THE ACOUSTICAL LINING IS PROVIDED.
3. PROVIDE TURNING VANES FOR ALL BATHROOM AND MAKEUP AIR DUCT RISER OFFSETS.
4. PROVIDE CAR DAMPER ON ALL KITCHEN AND TOILET EXHAUSTS.
5. ALL DUCT RISERS OFFSET TO BE IN 2HR FIRE RATED WRAPPING.
6. PROVIDE LINT TRAP FOR DRYER EXHAUST VENT BRANCH AND ACCESS DOORS AND LINT TRAPS FOR DRYER EXHAUST RISERS.

60TH FLOOR MECHANICAL PLAN
SCALE: 1/4" = 1'-0"

NOTE: THIS PLAN IS APPROVED ONLY FOR WORK INDICATED ON THE APPLICATION SPECIFICATION SHEET. ALL OTHER MATTERS SHOWN ARE NOT TO BE RELIED UPON OR TO BE CONSIDERED AS EITHER BEING APPROVED OR IN ACCORDANCE WITH APPLICABLE CODES.

NOTE: TO THE BEST OF MY KNOWLEDGE, BELIEF AND PROFESSIONAL JUDGMENT, THESE PLANS AND SPECIFICATIONS ARE IN COMPLIANCE WITH 2016 NEW YORK CITY ENERGY CONSERVATION CODE (BY APPLICATION OF ASHRAE-90.1/2013)

Clark Gomez
APPROVED
Under Directive 2 of 1975
Date: 11/16/2017
NYC Development Hub

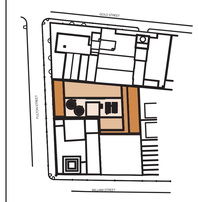

KEY PLAN

NOTES:

Number:	Date:	Revision:
17	10/02/2017	ASI-XXX PENTHOUSE FIREPLACE
16	09/22/2017	ISSUED TO DOB
15	06/14/2017	100% CO SUBMISSION
14	03/31/2017	91% CO SUBMISSION
13	03/16/2017	RE-SUBMISSION FOR EN COMMENTS
12	01/20/2017	80% CO SUBMISSION
11	01/13/2017	REVISED BUY SET
10	01/06/2017	RE-SUBMISSION FOR EN COMMENTS
9	12/22/2016	RE-SUBMISSION FOR EN COMMENTS
8	11/28/2016	RE-SUBMISSION FOR DOB FILING
7	11/11/2016	CORE & SHELL BUY SET
6	10/07/2016	CORE & SHELL BID SET
5	09/13/2016	PROGRESS SET FOR BUDGETING
4	07/06/2016	HUB FILING SET
3	06/20/2016	100% DD SET
2	05/02/2016	50% DD SET
1	04/11/2016	PRELIMINARY PRICING SET

Project:
130 WILLIAM STREET
130 WILLIAM STREET
NEW YORK, NY 10038

Client:
THE LIGHTSTONE GROUP
130 WILLIAM STREET PROPERTY OWNER LLC
460 PARK AVE, 13TH FLOOR
NEW YORK, NY 10022
(212) 616-9971

Architect:
HILL | WEST ARCHITECTS
11 BROADWAY
17TH FLOOR
NEW YORK, NY 10004
T. 212 213 8007

Creative Director
Adjaye Associates
415 Broadway, 3rd Fl.
New York, NY 10013
(212) 965-8477

Building Structures:
McNamara Salvia
62 West 45th Street, 11th Fl.
New York, NY 10036
(212) 246-9800

MEP Engineer:
Ventrop ECG, LLC
355 W 34th Street, 3rd Fl.
New York, NY 10001
(212) 244-5060

Exterior Facade Consultant:
Gilsanz Murray Steficek, LLP
129 West 27th Street, 5th Fl.
New York, NY 10001
(212) 254-0030

Landscape Architect:
Weintraub Diaz, LLC
19 New Street
Nyack, NY 10960
(845) 353-2500

Civil Engineer & Acoustic Consultant:
AKRF Engineering PC
440 Park Avenue South, 7th Fl.
New York, NY 10016
(646) 388-9829

IT & Security Consultant:
Anj Communications
133 Sunny Ridge Road
Harrison, New York 10528
(914) 967-1967

Pool Consultant:
Integrated Aquatics Engineering, Inc.
75 Shewell Ave
Doylestown, PA 18901
(215) 230-8623

Elevator Consultant:
Jenkins and Huntington
1251 Avenue of the Americas
New York, NY 10020
(212)-696-1818

DOB STAMPS & SIGNATURES:

DWG TITLE:
60TH FLOOR
MECHANICAL PLAN

NB#121192903

SEAL & SIGNATURE:
STATE OF NEW YORK · WAIGON WONG · LICENSED PROFESSIONAL ENGINEER · 090783

DATE: 11/19/15
PROJECT #: 2015-527
SCALE: AS NOTED
DWG NO: M-144.00

DEPT OF BLDGS 121192903 Job Number
B3L600A2699 Scan Code

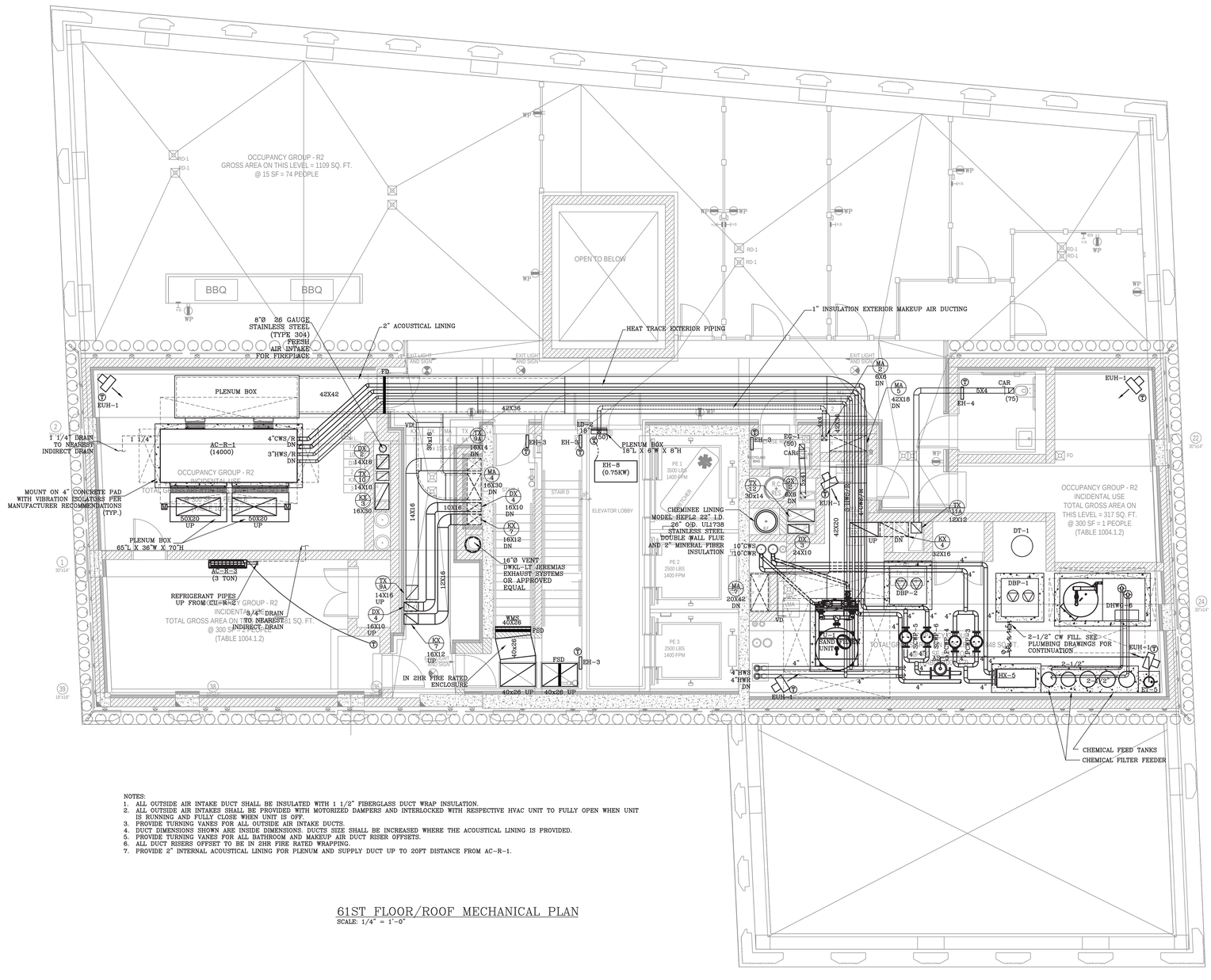

61ST FLOOR/ROOF MECHANICAL PLAN
SCALE: 1/4" = 1'-0"

NOTES:
1. ALL OUTSIDE AIR INTAKE DUCT SHALL BE INSULATED WITH 1 1/2" FIBERGLASS DUCT WRAP INSULATION.
2. ALL OUTSIDE AIR INTAKES SHALL BE PROVIDED WITH MOTORIZED DAMPERS AND INTERLOCKED WITH RESPECTIVE HVAC UNIT TO FULLY OPEN WHEN UNIT IS RUNNING AND FULLY CLOSE WHEN UNIT IS OFF.
3. PROVIDE TURNING VANES FOR ALL OUTSIDE AIR INTAKE DUCTS.
4. DUCT DIMENSIONS SHOWN ARE INSIDE DIMENSIONS. DUCTS SIZE SHALL BE INCREASED WHERE THE ACOUSTICAL LINING IS PROVIDED.
5. PROVIDE TURNING VANES FOR ALL BATHROOM AND MAKEUP AIR DUCT RISER OFFSETS.
6. ALL DUCT RISERS OFFSET TO BE IN 2HR FIRE RATED WRAPPING.
7. PROVIDE 2" INTERNAL ACOUSTICAL LINING FOR PLENUM AND SUPPLY DUCT UP TO 20FT DISTANCE FROM AC-R-1.

NOTE: THIS PLAN IS APPROVED ONLY FOR WORK INDICATED ON THE APPLICATION SPECIFICATION SHEET. ALL OTHER MATTERS SHOWN ARE NOT TO BE RELIED UPON OR TO BE CONSIDERED AS EITHER BEING APPROVED OR IN ACCORDANCE WITH APPLICABLE CODES.

NOTE: TO THE BEST OF MY KNOWLEDGE, BELIEF AND PROFESSIONAL JUDGMENT, THESE PLANS AND SPECIFICATIONS ARE IN COMPLIANCE WITH 2016 NEW YORK CITY ENERGY CONSERVATION CODE (BY APPLICATION OF ASHRAE-90.1/2013)

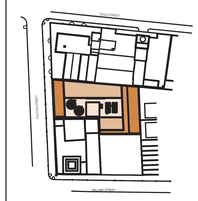

KEY PLAN

NOTES:

Number:	Date:	Revision:
16	09/22/2017	ISSUED TO DOB
15	06/14/2017	100% CD SUBMISSION Δ2
14	03/31/2017	91% CD SUBMISSION
13	03/16/2017	RE-SUBMISSION FOR EN COMMENTS Δ2
12	01/20/2017	80% CD SUBMISSION Δ1
11	01/13/2017	REVISED BUY SET
10	01/06/2017	RE-SUBMISSION FOR EN COMMENTS
9	12/22/2016	RE-SUBMISSION FOR EN COMMENTS
8	11/28/2016	RE-SUBMISSION FOR DOB FILING
7	11/11/2016	CORE & SHELL BUY SET
6	10/07/2016	CORE & SHELL BID SET
5	09/13/2016	PROGRESS SET FOR BUDGETING
4	07/06/2016	HUB FILING SET
3	06/29/2016	100% DD SET
2	05/02/2016	50% DD SET
1	04/11/2016	PRELIMINARY PRICING SET

Project:
130 WILLIAM STREET
130 WILLIAM STREET
NEW YORK, NY 10038

Client:
THE LIGHTSTONE GROUP
130 WILLIAM STREET PROPERTY OWNER LLC
460 PARK AVE, 13TH FLOOR
NEW YORK, NY 10022
(212) 616-9971

Architect:
HILL | WEST ARCHITECTS
11 BROADWAY
17TH FLOOR
NEW YORK, NY 10004
T. 212 213 8007

Creative Director
Adjaye Associates
415 Broadway, 3rd Fl.
New York, NY 10013
(212) 965-8477

Building Structures:
McNamara Salvia
62 West 45th Street, 11th Fl.
New York, NY 10036
(212) 246-9800

MEP Engineer:
Ventrop ECG, LLC
365 W 34th Street, 3rd Fl.
New York, NY 10001
(212) 244-5060

Exterior Facade Consultant:
Gilsanz Murray Steficek, LLP
129 West 27th Street, 5th Fl.
New York, NY 10001
(212) 254-0030

Landscape Architect:
Weintraub Diaz, LLC
19 New Street
Nyack, NY 10960
(845) 353-2500

Civil Engineer & Acoustic Consultant:
AKRF Engineering PC
440 Park Avenue South, 7th Fl.
New York, NY 10016
(646) 388-9829

IT & Security Consultant:
Anj Communications
133 Sunny Ridge Road
Harrison, New York 10528
(914) 967-1967

Pool Consultant:
Integrated Aquatics Engineering, Inc.
75 Shewell Ave
Doylestown, PA 18901
(215) 230-8623

Elevator Consultant:
Jenkins and Huntington
1251 Avenue of the Americas
New York, NY 10020
(212)-696-1818

DOB STAMPS & SIGNATURES:

Clara Gomez
Borough Commissioner
APPROVED
Under Directive 1 of 1975
Date: 11/06/2017
NYC Development Hub

DWG TITLE:
61ST FLOOR/ROOF
MECHANICAL PLAN

NB#121192903

SEAL & SIGNATURE:
STATE OF NEW YORK · MALGON WONG · 090787 · LICENSED PROFESSIONAL ENGINEER

DATE: 11/19/15
PROJECT #: 2015-527
SCALE: AS NOTED
DWG NO: M-145.00

DEPT OF BLDGS 121192903 Job Number
Scan Code

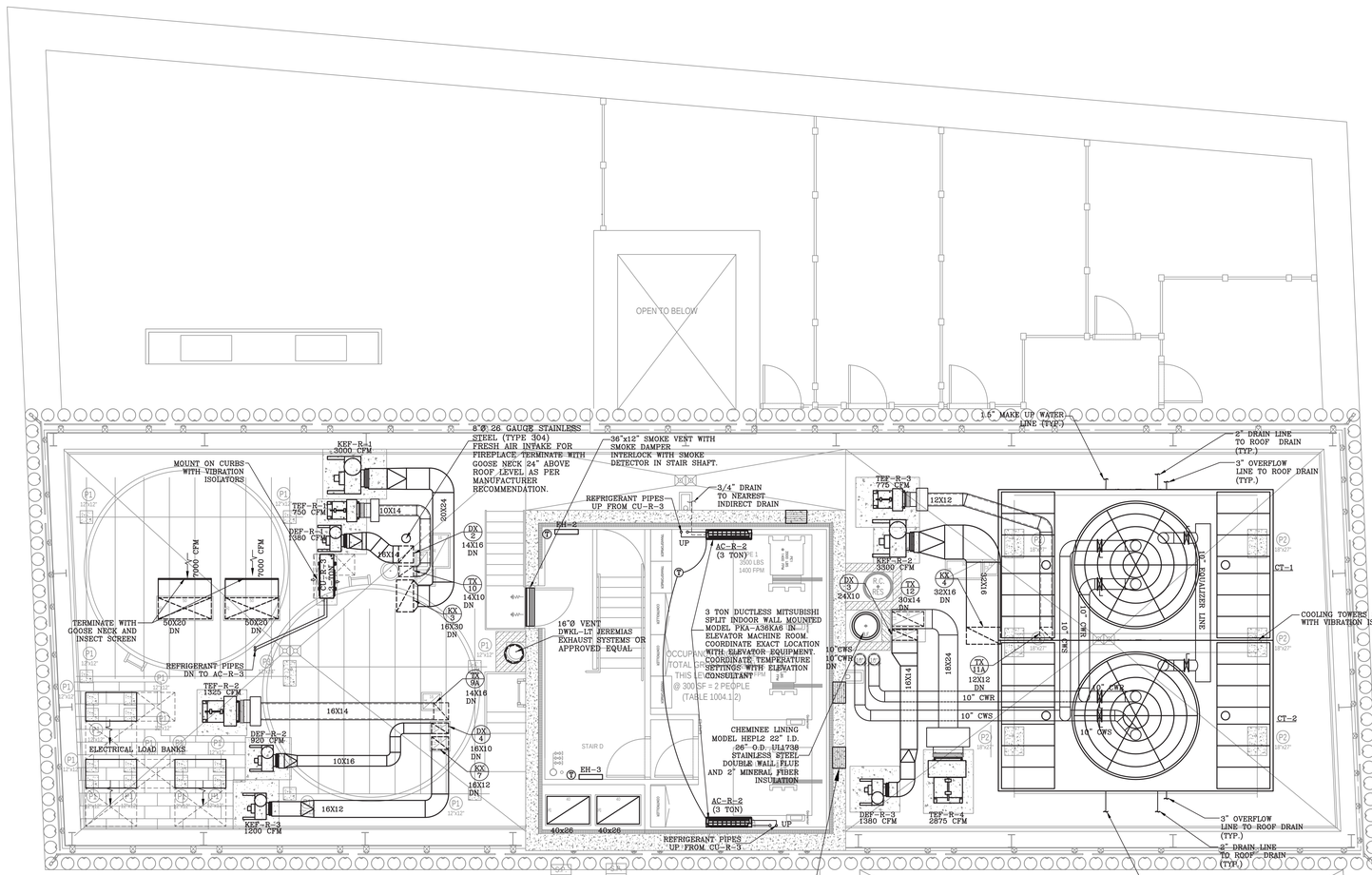

NOTES:

1. ALL DUCTWORK WITHIN 20 FEET OF TOILET EXHAUST FANS SHALL INCLUDE 1-INCH INTERNAL ACOUSTICAL LINING.
2. DUCT DIMENSIONS SHOWN ARE INSIDE DIMENSIONS. DUCTS SIZE SHALL BE INCREASED WHERE THE ACOUSTICAL LINING IS PROVIDED.
3. COORDINATE AC THERMOSTAT IN ELEVATOR MACHINE ROOMS WITH ELEVATOR MANUFACTURER FOR THERMOSTAT TEMPERATURE SETPOINT REQUIREMENTS.

PT1 MECHANICAL PLAN

SCALE: 1/4" = 1'-0"

NOTE: THIS PLAN IS APPROVED ONLY FOR WORK INDICATED ON THE APPLICATION SPECIFICATION SHEET. ALL OTHER MATTERS SHOWN ARE NOT TO BE RELIED UPON OR TO BE CONSIDERED AS EITHER BEING APPROVED OR IN ACCORDANCE WITH APPLICABLE CODES.

NOTE: TO THE BEST OF MY KNOWLEDGE, BELIEF AND PROFESSIONAL JUDGMENT, THESE PLANS AND SPECIFICATIONS ARE IN COMPLIANCE WITH 2016 NEW YORK CITY ENERGY CONSERVATION CODE (BY APPLICATION OF ASHRAE-90.1/2013)

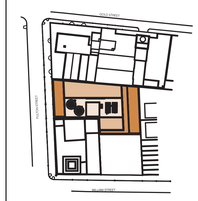

KEY PLAN

NOTES:

Number:	Date:	Revision:
16	09/22/2017	ISSUED TO DOB
15	06/14/2017	100% CD SUBMISSION (2)
14	03/31/2017	91% CD SUBMISSION
13	03/16/2017	RE-SUBMISSION FOR EN COMMENTS (3)
12	01/20/2017	80% CD SUBMISSION (1)
11	01/13/2017	REVISED BUY SET
10	01/06/2017	RE-SUBMISSION FOR EN COMMENTS
9	12/22/2016	RE-SUBMISSION FOR EN COMMENTS
8	11/28/2016	RE-SUBMISSION FOR DOB FILING
7	11/11/2016	CORE & SHELL BUY SET
6	10/07/2016	CORE & SHELL BID SET
5	09/13/2016	PROGRESS SET FOR BUDGETING
4	07/06/2016	HLB FILING SET
3	06/29/2016	100% DD SET
2	05/02/2016	50% DD SET
1	04/11/2016	PRELIMINARY PRICING SET

Project:
130 WILLIAM STREET
130 WILLIAM STREET
NEW YORK, NY 10038

Client:
THE LIGHTSTONE GROUP
130 WILLIAM STREET PROPERTY OWNER LLC
460 PARK AVE, 13TH FLOOR
NEW YORK, NY 10022
(212) 616-9971

Architect:
HILL | WEST ARCHITECTS
11 BROADWAY
17TH FLOOR
NEW YORK, NY 10004
T. 212 213 8007

Creative Director
Adjaye Associates
415 Broadway, 3rd Fl.
New York, NY 10013
(212) 965-8477

Building Structures:
McNamara Salvia
62 West 45th Street, 11th Fl.
New York, NY 10036
(212) 246-9800

MEP Engineer:
Ventrop ECG, LLC
365 W 34th Street, 3rd Fl.
New York, NY 10001
(212) 244-5060

Exterior Facade Consultant:
Gilsanz Murray Steficek, LLP
129 West 27th Street, 5th Fl.
New York, NY 10001
(212) 254-0030

Landscape Architect:
Weintraub Diaz, LLC
19 New Street
Nyack, NY 10960
(845) 353-2500

Civil Engineer & Acoustic Consultant:
AKRF Engineering PC
440 Park Avenue South, 7th Fl.
New York, NY 10016
(646) 388-9829

IT & Security Consultant:
Anj Communications
133 Sunny Ridge Road
Harrison, New York 10528
(914) 967-1967

Pool Consultant:
Integrated Aquatics Engineering, Inc.
75 Shewell Ave
Doylestown, PA 18901
(215) 230-8623

Elevator Consultant:
Jenkins and Huntington
1251 Avenue of the Americas
New York, NY 10020
(212)-696-1818

DOB STAMPS & SIGNATURES:

Clair Gomez
APPROVED
Under Directive 1 of 1975
Date: 11/16/2017
NYC Development Hub

DWG TITLE:
PT1
MECHANICAL PLAN

NB#121192903

SEAL & SIGNATURE:
STATE OF NEW YORK HAROLDON WONG LICENSED PROFESSIONAL ENGINEER

DATE: 11/19/15
PROJECT #: 2015-327
SCALE: AS NOTED
DWG NO. M-146.00

47 OF 67

DEPT OF BLDGS 121192903 Job Number
E3911950508 Scan Code

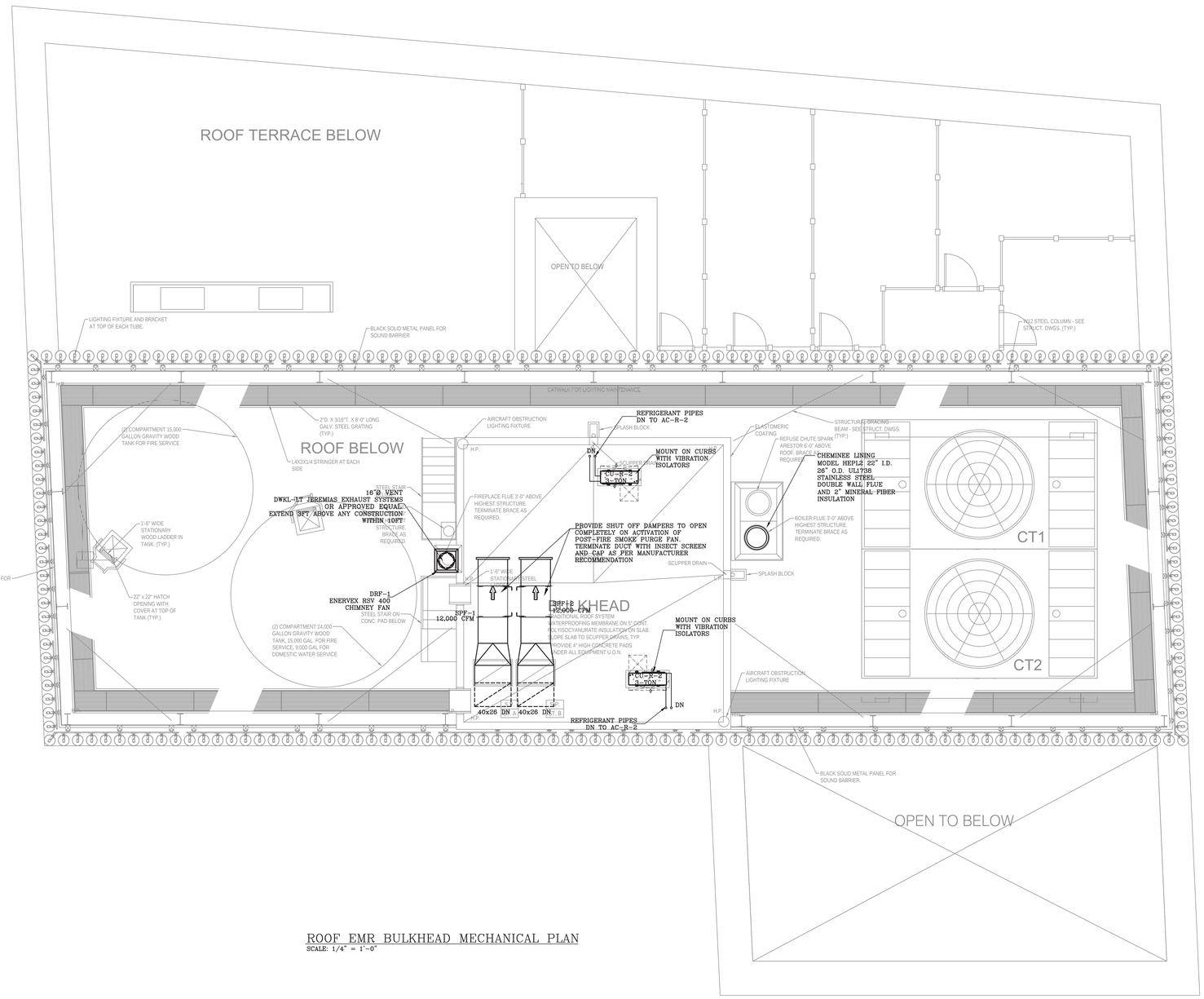

ROOF EMR BULKHEAD MECHANICAL PLAN
SCALE: 1/4" = 1'-0"

NOTE: THIS PLAN IS APPROVED ONLY FOR WORK INDICATED ON THE APPLICATION SPECIFICATION SHEET. ALL OTHER MATTERS SHOWN ARE NOT TO BE RELIED UPON OR TO BE CONSIDERED AS EITHER BEING APPROVED OR IN ACCORDANCE WITH APPLICABLE CODES.

NOTE: TO THE BEST OF MY KNOWLEDGE, BELIEF AND PROFESSIONAL JUDGMENT, THESE PLANS AND SPECIFICATIONS ARE IN COMPLIANCE WITH 2016 NEW YORK CITY ENERGY CONSERVATION CODE (BY APPLICATION OF ASHRAE-90.1/2013)

KEY PLAN

NOTES:

Number:	Date:	Revision:
16	09/22/2017	ISSUED TO DOB
15	06/14/2017	100% CD SUBMISSION Δ2
14	03/31/2017	91% CD SUBMISSION
13	03/16/2017	RE-SUBMISSION FOR EN COMMENTS Δ3
12	01/20/2017	80% CD SUBMISSION Δ1
11	01/13/2017	REVISED BUY SET
10	01/06/2017	RE-SUBMISSION FOR EN COMMENTS
9	12/22/2016	RE-SUBMISSION FOR EN COMMENTS
8	11/28/2016	RE-SUBMISSION FOR DOB FILING
7	11/11/2016	CORE & SHELL BUY SET
6	10/07/2016	CORE & SHELL BID SET
5	09/13/2016	PROGRESS SET FOR BUDGETING
4	07/06/2016	HUB FILING SET
3	06/29/2016	100% DD SET
2	05/02/2016	50% DD SET
1	04/11/2016	PRELIMINARY PRICING SET

Project:
130 WILLIAM STREET
130 WILLIAM STREET
NEW YORK, NY 10038

Client:
THE LIGHTSTONE GROUP
130 WILLIAM STREET PROPERTY OWNER LLC
460 PARK AVE, 13TH FLOOR
NEW YORK, NY 10022
(212) 616-9971

Architect:
HILL | WEST ARCHITECTS
11 BROADWAY
17TH FLOOR
NEW YORK, NY 10004
T. 212 213 8007

Creative Director
Adjaye Associates
415 Broadway, 3rd Fl.
New York, NY 10013
(212) 965-8477

Building Structures:
McNamara Salvia
62 West 45th Street, 11th Fl.
New York, NY 10036
(212) 246-9800

MEP Engineer:
Ventrop ECG, LLC
365 W 34th Street, 3rd Fl.
New York, NY 10001
(212) 244-5060

Exterior Facade Consultant:
Gilsanz Murray Steficek, LLP
129 West 27th Street, 5th Fl.
New York, NY 10001
(212) 254-0030

Landscape Architect:
Weintraub Diaz, LLC
19 New Street
Nyack, NY 10960
(845) 353-2500

Civil Engineer & Acoustic Consultant:
AKRF Engineering PC
440 Park Avenue South, 7th Fl.
New York, NY 10016
(646) 388-9829

IT & Security Consultant:
Anj Communications
132 Sunny Ridge Road
Harrison, New York 10528
(914) 967-1967

Pool Consultant:
Integrated Aquatics Engineering, Inc.
75 Shewell Ave
Doylestown, PA 18901
(215) 230-8623

Elevator Consultant:
Jenkins and Huntington
1251 Avenue of the Americas
New York, NY 10020
(212)-696-1818

DOB STAMPS & SIGNATURES:

Clarp Gomez
Buildings
APPROVED
Under Directive 1 of 1975
Date: 11/06/2017
NYC Development Hub

DWG TITLE:
ROOF EMR BULKHEAD
MECHANICAL PLAN
NB#121192903

SEAL & SIGNATURE:
STATE OF NEW YORK · SHALOON WONG · 086187 · REGISTERED PROFESSIONAL ENGINEER

DATE: 11/19/15
PROJECT #: 2015-527
SCALE: AS NOTED
DWG NO.: M-147.00

DEPT OF BLDGS 121192903 Job Number
E5834380272 Scan Code

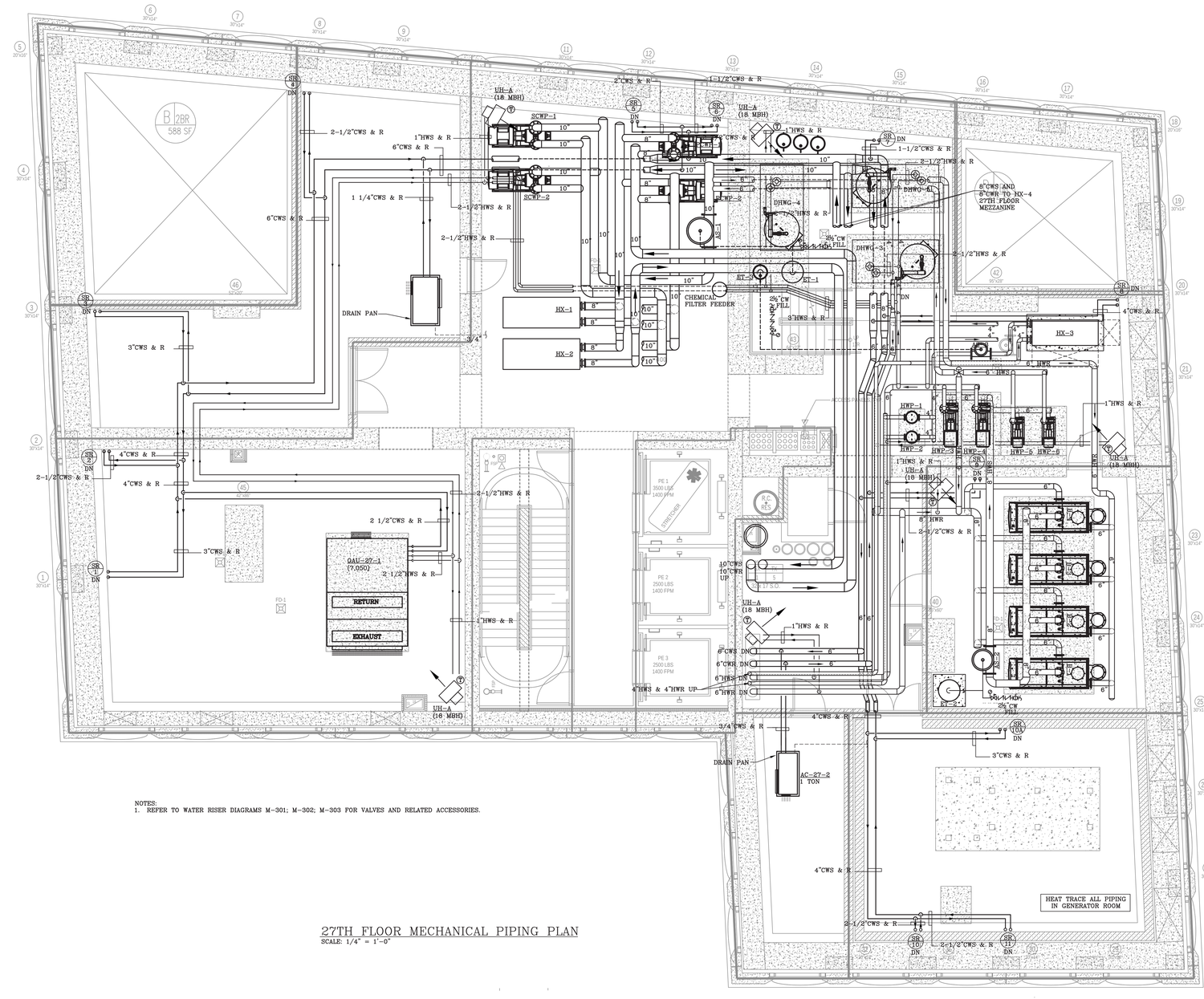

NOTES:
1. REFER TO WATER RISER DIAGRAMS M-301; M-302; M-303 FOR VALVES AND RELATED ACCESSORIES.

27TH FLOOR MECHANICAL PIPING PLAN
SCALE: 1/4" = 1'-0"

NOTE: THIS PLAN IS APPROVED ONLY FOR WORK INDICATED ON THE APPLICATION SPECIFICATION SHEET. ALL OTHER MATTERS SHOWN ARE NOT TO BE RELIED UPON OR TO BE CONSIDERED AS EITHER BEING APPROVED OR IN ACCORDANCE WITH APPLICABLE CODES.

NOTE: TO THE BEST OF MY KNOWLEDGE, BELIEF AND PROFESSIONAL JUDGMENT, THESE PLANS AND SPECIFICATIONS ARE IN COMPLIANCE WITH 2016 NEW YORK CITY ENERGY CONSERVATION CODE (BY APPLICATION OF ASHRAE-90.1/2013)

Clara Gomez
APPROVED
Under Directive 1 of 1975
Date: 11/16/2017
NYC Development Hub

KEY PLAN

NOTES:

Number:	Date:	Revision:
16	09/22/2017	ISSUED TO DOB
15	06/14/2017	100% CD SUBMISSION
14	03/31/2017	90% CD SUBMISSION
13	03/16/2017	RE-SUBMISSION FOR EN COMMENTS
12	01/20/2017	80% CD SUBMISSION
11	01/13/2017	REVISED BUY SET
10	01/06/2017	RE-SUBMISSION FOR EN COMMENTS
9	12/22/2016	RE-SUBMISSION FOR EN COMMENTS
8	11/28/2016	RE-SUBMISSION FOR DOB FILING
7	11/11/2016	CORE & SHELL BUY SET
6	10/07/2016	CORE & SHELL BID SET
5	09/13/2016	PROGRESS SET FOR BUDGETING
4	07/26/2016	HLB FILING SET
3	06/20/2016	100% DD SET
2	05/02/2016	50% DD SET
1	04/11/2016	PRELIMINARY PRICING SET

Project:
130 WILLIAM STREET
130 WILLIAM STREET
NEW YORK, NY 10038

Client:
THE LIGHTSTONE GROUP
130 WILLIAM STREET PROPERTY OWNER LLC
460 PARK AVE, 13TH FLOOR
NEW YORK, NY 10022
(212) 616-9971

Architect:
HILL | WEST ARCHITECTS
11 BROADWAY
17TH FLOOR
NEW YORK, NY 10004
T. 212 213 8007

Creative Director
Adjaye Associates
415 Broadway, 3rd Fl.
New York, NY 10013
(212) 965-8477

Building Structures:
McNamara Salvia
62 West 45th Street, 11th Fl.
New York, NY 10036
(212) 246-9800

MEP Engineer:
Ventrop ECG, LLC
365 W 34th Street, 3rd Fl.
New York, NY 10001
(212) 244-5060

Exterior Facade Consultant:
Gilsanz Murray Steficek, LLP
129 West 27th Street, 5th Fl.
New York, NY 10001
(212) 254-0030

Landscape Architect:
Weintraub Diaz, LLC
19 New Street
Nyack, NY 10960
(845) 353-2500

Civil Engineer & Aqoustic Consultant:
AKRF Engineering PC
440 Park Avenue South, 7th Fl.
New York, NY 10016
(646) 388-9829

IT & Security Consultant:
Anj Communications
133 Sunny Ridge Road
Harrison, New York 10528
(914) 967-1967

Pool Consultant:
Integrated Aquatics Engineering, Inc.
75 Shewell Ave
Doylestown, PA 18901
(215) 230-8623

Elevator Consultant:
Jenkins and Huntington
1251 Avenue of the Americas
New York, NY 10020
(212)-696-1818

DOB STAMPS & SIGNATURES:

DWG TITLE:
27TH FLOOR
MECHANICAL PIPING PLAN

NB#121192903

SEAL & SIGNATURE:
STATE OF NEW YORK · WAIDON WONG · LICENSED PROFESSIONAL ENGINEER · 084187

DATE: 11/19/15
PROJECT #: 2015-527
SCALE: AS NOTED
DWG NO: M-201.00

DEPT OF BLDGS 121192903 Job Number
ES240224A05 Scan Code

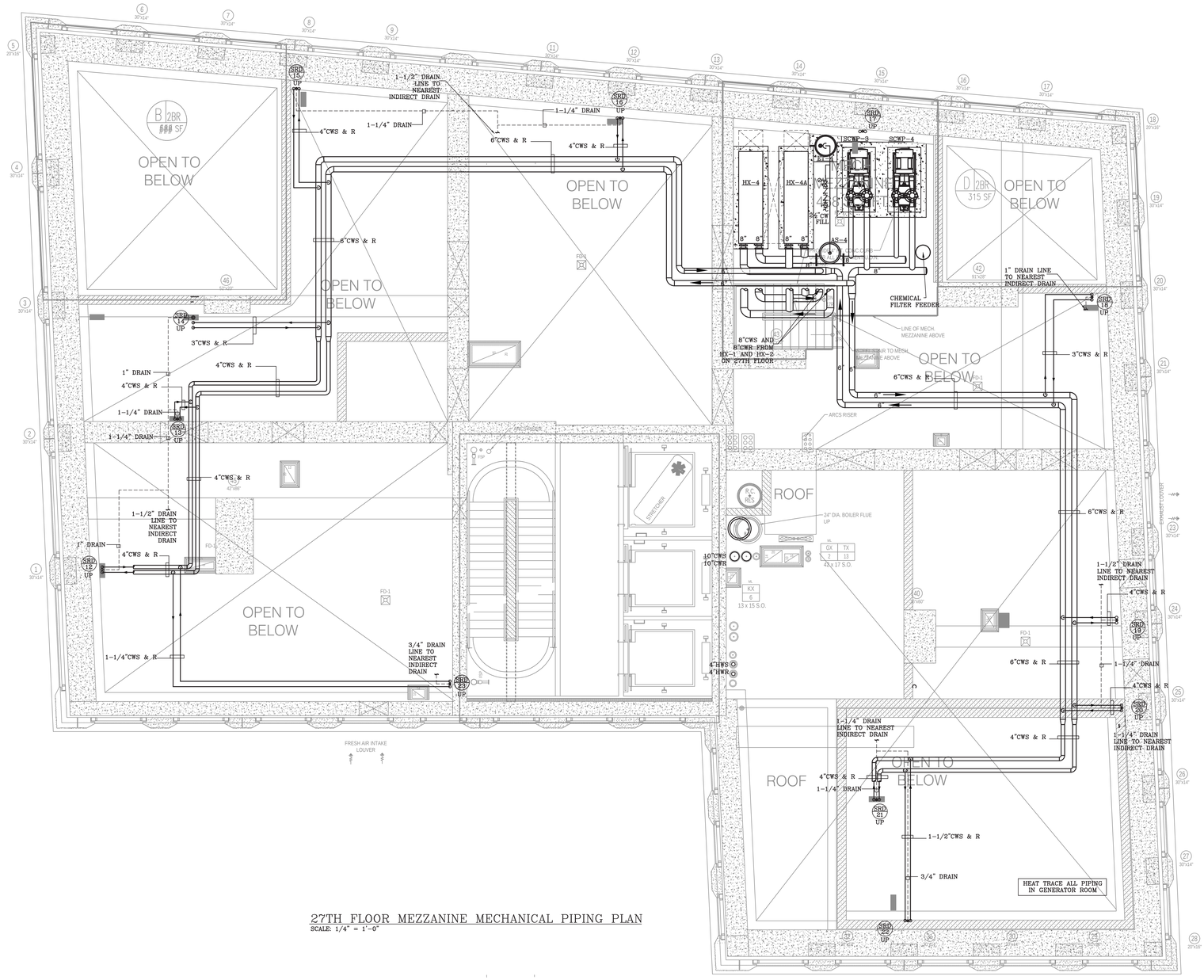

27TH FLOOR MEZZANINE MECHANICAL PIPING PLAN

SCALE: 1/4" = 1'-0"

NOTE: THIS PLAN IS APPROVED ONLY FOR WORK INDICATED ON THE APPLICATION SPECIFICATION SHEET. ALL OTHER MATTERS SHOWN ARE NOT TO BE RELIED UPON, OR TO BE CONSIDERED AS EITHER BEING APPROVED OR IN ACCORDANCE WITH APPLICABLE CODES.

NOTE: TO THE BEST OF MY KNOWLEDGE, BELIEF AND PROFESSIONAL JUDGMENT, THESE PLANS AND SPECIFICATIONS ARE IN COMPLIANCE WITH 2016 NEW YORK CITY ENERGY CONSERVATION CODE (BY APPLICATION OF ASHRAE-90.1/2013)

Clare Gomez
APPROVED
Under Directive 1 of 1975
Date: 11/06/2017
NYC Development Hub

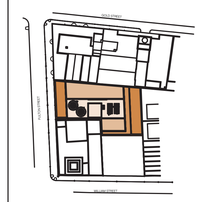

KEY PLAN

NOTES:

Number:	Date:	Revision:
16	09/22/2017	ISSUED TO DOB
15	06/14/2017	100% CD SUBMISSION
14	03/31/2017	91% CD SUBMISSION
13	03/16/2017	RE-SUBMISSION FOR EN COMMENTS
12	01/20/2017	80% CD SUBMISSION
11	01/13/2017	REVISED BUY SET
10	01/06/2017	RE-SUBMISSION FOR EN COMMENTS
9	12/22/2016	RE-SUBMISSION FOR EN COMMENTS
8	11/28/2016	RE-SUBMISSION FOR DOB FILING
7	11/11/2016	CORE & SHELL BUY SET
6	10/07/2016	CORE & SHELL BID SET
5	09/13/2016	PROGRESS SET FOR BUDGETING
4	07/06/2016	HUB FILING SET
3	06/20/2016	100% DD SET
2	05/02/2016	50% DD SET
1	04/11/2016	PRELIMINARY PRICING SET

Project:
130 WILLIAM STREET
130 WILLIAM STREET
NEW YORK, NY 10038

Client:
THE LIGHTSTONE GROUP
130 WILLIAM STREET PROPERTY OWNER LLC
460 PARK AVE, 13TH FLOOR
NEW YORK, NY 10022
(212) 616-9971

Architect:
HILL | WEST ARCHITECTS
11 BROADWAY
17TH FLOOR
NEW YORK, NY 10004
T. 212 213 8007

Creative Director
Adjaye Associates
415 Broadway, 3rd Fl.
New York, NY 10013
(212) 965-8477

Building Structures:
McNamara Salvia
62 West 45th Street, 11th Fl.
New York, NY 10036
(212) 246-9800

MEP Engineer:
Ventrop ECG, LLC
365 W 34th Street, 3rd Fl.
New York, NY 10001
(212) 244-5060

Exterior Facade Consultant:
Gilsanz Murray Steficek, LLP
129 West 27th Street, 5th Fl.
New York, NY 10001
(212) 254-0030

Landscape Architect:
Weintraub Diaz, LLC
19 New Street
Nyack, NY 10960
(845) 353-2500

Civil Engineer & Acoustic Consultant:
AKRF Engineering PC
440 Park Avenue South, 7th Fl.
New York, NY 10016
(646) 388-9829

IT & Security Consultant:
Anj Communications
133 Sunny Ridge Road
Harrison, New York 10528
(914) 967-1967

Pool Consultant:
Integrated Aquatics Engineering, Inc.
75 Shewell Ave
Doylestown, PA 18901
(215) 230-8623

Elevator Consultant:
Jenkins and Huntington
1251 Avenue of the Americas
New York, NY 10020
(212)-696-1818

DOB STAMPS & SIGNATURES:

DWG TITLE:
27TH FLOOR MEZZANINE
MECHANICAL PIPING PLAN
NB#121192903

SEAL & SIGNATURE:
STATE OF NEW YORK · WALOON WONG · LICENSED PROFESSIONAL ENGINEER

DATE: 11/19/15
PROJECT #: 2015-527
SCALE: AS NOTED
DWG NO: M-202.00

DEPT OF BLDGS 121192903 Job Number
B2000512785 Scan Code

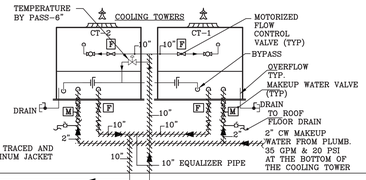

NOTE:
1. ALL OUTDOOR PIPING SHALL BE HEAT TRACED AND INSULATED AND COVERED WITH ALUMINUM JACKET

ROOF BULKHEAD
EL. +780.98'

SAND FILTER (125 GPM)
CHEMICAL FEED TANKS
PCWP-3
PCWP-4
150 PSI PRESSURE RATING
HX-5
SCWP-5
SCWP-6
2½"CW FILL
4"CWS & R
CWS/CWR TO/FROM WATER SOURCE HEAT PUMP RTU (AC-R-1) FOR MAKE UP AIR (193GPM)

HWS/HWR TO/FROM HEAT EXCHANGER OF DOMESTIC HOT WATER GENERATOR (DHWG-6).
DHWG-6 IS LOCATED IN 60TH FLOOR TO SERVICE 50TH THRU 60TH FLOOR. SEE PLUMBING FOR CONTINUATION AND SCHEDULE. (37 GPM)

HWS/HWR TO/FROM WATER SOURCE HEAT PUMP RTU (AC-R-1) FOR MAKE UP AIR (128 GPM)
CHEMICAL FILTER FEEDER
DRAIN
2-1/2"HWS & R
3"HWS & R
4"HWS & R

BULKHEAD
EL. +780.98'

61ST FLOOR/ROOF
EL. +739.73'

150 PSI
300 PSI

SRD 21 · SRD 19 · SRD 16 · SRD 15 · SRD 13

60th FL. EL. +721.81'
59th FL. EL. +708.81'
58th FL. EL. +695.81'
57th FL. EL. +682.81'
56th FL. EL. +669.81'
55th FL. EL. +656.81'
54th FL. EL. +643.81'
53th FL. EL. +630.81'
52nd FL. EL. +617.81'
51st FL. EL. +607.15'
50th FL. EL. +596.48'
49th FL. EL. +585.81'
48th FL. EL. +575.15'
47th FL. EL. +564.48'
46th FL. EL. +553.81'
45th FL. EL. +543.15'
44th FL. EL. +532.48'
43rd FL. EL. +521.81'
42nd FL. EL. +511.15'
41st FL. EL. +500.48'
40th FL. EL. +489.81'
39th FL. EL. +479.15'

10"CWS & R (300 PSI)

SRD 23 · SRD 21 · SRD 20B · SRD 20A · SRD 20 · SRD 19A · SRD 19 · SRD 18A · SRD 18 · SRD 17 · SRD 16A · SRD 16 · SRD 15 · SRD 14 · SRD 13 · SRD 12

Ⓐ SEE DRAWING M-302 FOR CONTINUATION
Ⓑ SEE DRAWING M-302 FOR CONTINUATION
Ⓒ SEE DRAWING M-302 FOR CONTINUATION
Ⓓ SEE DRAWING M-302 FOR CONTINUATION
Ⓔ SEE DRAWING M-302 FOR CONTINUATION
Ⓕ SEE DRAWING M-302 FOR CONTINUATION
Ⓖ SEE DRAWING M-302 FOR CONTINUATION
Ⓗ SEE DRAWING M-302 FOR CONTINUATION
Ⓘ SEE DRAWING M-302 FOR CONTINUATION
Ⓙ SEE DRAWING M-302 FOR CONTINUATION
Ⓚ SEE DRAWING M-302 FOR CONTINUATION

NOTE: THIS PLAN IS APPROVED ONLY FOR WORK INDICATED ON THE APPLICATION SPECIFICATION SHEET. ALL OTHER MATTERS SHOWN ARE NOT TO BE RELIED UPON OR TO BE CONSIDERED AS EITHER BEING APPROVED OR IN ACCORDANCE WITH APPLICABLE CODES.

NOTE: TO THE BEST OF MY KNOWLEDGE, BELIEF AND PROFESSIONAL JUDGMENT, THESE PLANS AND SPECIFICATIONS ARE IN COMPLIANCE WITH 2016 NEW YORK CITY ENERGY CONSERVATION CODE (BY APPLICATION OF ASHRAE-90.1/2013)

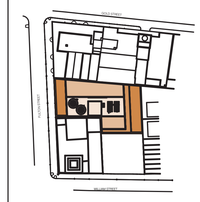

KEY PLAN

NOTES:

Number:	Date:	Revision:
16	09/22/2017	ISSUED TO DOB
15	06/14/2017	100% CD SUBMISSION (2)
14	03/31/2017	90% CD SUBMISSION (2)
13	03/16/2017	RE-SUBMISSION FOR EN COMMENTS
12	01/20/2017	80% CD SUBMISSION (1)
11	01/13/2017	REVISED BUY SET
10	01/06/2017	RE-SUBMISSION FOR EN COMMENTS
9	12/22/2016	RE-SUBMISSION FOR EN COMMENTS
8	11/28/2016	RE-SUBMISSION FOR DOB FILING
7	11/11/2016	CORE & SHELL BUY SET
6	10/07/2016	CORE & SHELL BID SET
5	09/13/2016	PROGRESS SET FOR BUDGETING
4	07/06/2016	HUB FILING SET
3	06/20/2016	100% DD SET
2	05/05/2016	50% DD SET
1	04/11/2016	PRELIMINARY PRICING SET

Project:
130 WILLIAM STREET
130 WILLIAM STREET
NEW YORK, NY 10038

Client:
THE LIGHTSTONE GROUP
130 WILLIAM STREET PROPERTY OWNER LLC
460 PARK AVE, 13TH FLOOR
NEW YORK, NY 10022
(212) 616-9971

Architect:
HILL | WEST ARCHITECTS
11 BROADWAY
17TH FLOOR
NEW YORK, NY 10004
T. 212 213 8007

Creative Director
Adjaye Associates
415 Broadway, 3rd Fl.
New York, NY 10013
(212) 965-8477

Building Structures:
McNamara Salvia
62 West 45th Street, 11th Fl.
New York, NY 10036
(212) 246-9800

MEP Engineer:
Vanrop ECG, LLC
355 W 34th Street, 3rd Fl.
New York, NY 10001
(212) 244-5060

Exterior Facade Consultant:
Gilsanz Murray Steficek, LLP
129 West 27th Street, 5th Fl.
New York, NY 10001
(212) 254-0030

Landscape Architect:
Weintraub Diaz, LLC
19 New Street
Nyack, NY 10960
(845) 353-2500

Civil Engineer & Acoustic Consultant:
AKRF Engineering PC
440 Park Avenue South, 7th Fl.
New York, NY 10016
(646) 388-9929

IT & Security Consultant:
Anj Communications
133 Sunny Ridge Road
Harrison, New York 10528
(914) 967-1967

Pool Consultant:
Integrated Aquatics Engineering, Inc.
75 Shewell Ave
Doylestown, PA 18901
(215) 230-8623

Elevator Consultant:
Jenkins and Huntington
1251 Avenue of the Americas
New York, NY 10020
(212) 696-1818

DOB STAMPS & SIGNATURES:

Clara Gomez
Pool Consultant
NYC Development Hub

DWG TITLE:
WATER RISER DIAGRAM

NB#121192903

SEAL & SIGNATURE:
STATE OF NEW YORK · GOLDON WONG · 084197 · LICENSED PROFESSIONAL ENGINEER

DATE: 11/19/15
PROJECT #: 2015-527
SCALE: AS NOTED
DWG NO: M-301.00

DEPT OF BLDGS 121192903 Job Number
B1614503899 Scan Code

NOTE: THIS PLAN IS APPROVED ONLY FOR WORK INDICATED ON THE APPLICATION SPECIFICATION SHEET. ALL OTHER MATTERS SHOWN ARE ~~NOT TO BE RELIED UPON~~ OR TO BE CONSIDERED AS EITHER BEING APPROVED OR IN ACCORDANCE WITH APPLICABLE CODES.

NOTE: ~~TO THE BEST OF~~ MY KNOWLEDGE, BELIEF AND PROFESSIONAL JUDGMENT, THESE PLANS AND SPECIFICATIONS ARE IN COMPLIANCE WITH 2016 NEW YORK CITY ENERGY CONSERVATION CODE (BY APPLICATION OF ASHRAE-90.1/2013)

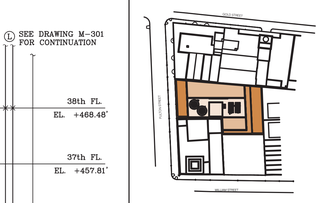

KEY PLAN

NOTES:

Number:	Date:	Revision:
16	09/22/2017	ISSUED TO DOB
15	06/14/2017	100% CD SUBMISSION (3)
14	03/31/2017	91% CD SUBMISSION
13	03/16/2017	RE-SUBMISSION FOR EN COMMENTS (2)
12	01/20/2017	80% CD SUBMISSION (1)
11	01/13/2017	REVISED BUY SET
10	01/06/2017	RE-SUBMISSION FOR EN COMMENTS
9	12/22/2016	RE-SUBMISSION FOR EN COMMENTS
8	11/28/2016	RE-SUBMISSION FOR DOB FILING
7	11/11/2016	CORE & SHELL BUY SET
6	10/07/2016	CORE & SHELL BID SET
5	09/13/2016	PROGRESS SET FOR BUDGETING
4	07/26/2016	HUB FILING SET
3	06/29/2016	100% DD SET
2	02/02/2016	50% DD SET
1	04/11/2016	PRELIMINARY PRICING SET

Project:
130 WILLIAM STREET
130 WILLIAM STREET
NEW YORK, NY 10038

Client:
THE LIGHTSTONE GROUP
130 WILLIAM STREET PROPERTY OWNER LLC
460 PARK AVE, 13TH FLOOR
NEW YORK, NY 10022
(212) 616-9971

Architect:
HILL | WEST ARCHITECTS
11 BROADWAY
17TH FLOOR
NEW YORK, NY 10004
T. 212 213 8007

Creative Director
Adjaye Associates
415 Broadway, 3rd Fl.
New York, NY 10013
(212) 965-8477

Building Structures:
McNamara Salvia
62 West 45th Street, 11th Fl.
New York, NY 10036
(212) 246-9800

MEP Engineer:
Ventrop ECG, LLC
365 W 34th Street, 3rd Fl.
New York, NY 10001
(212) 244-5060

Exterior Facade Consultant:
Gilsanz Murray Steficek, LLP
129 West 27th Street, 5th Fl.
New York, NY 10001
(212) 254-0030

Landscape Architect:
Weintraub Diaz, LLC
19 New Street
Nyack, NY 10960
(845) 353-2500

Civil Engineer & Acoustic Consultant:
AKRF Engineering PC
440 Park Avenue South, 7th Fl.
New York, NY 10016
(646) 388-9829

IT & Security Consultant:
Anj Communications
133 Sunny Ridge Road
Harrison, New York 10528
(914) 967-1967

Pool Consultant:
Integrated Aquatics Engineering, Inc.
79 Sliewell Ave
Doylestown, PA 18901
(215) 230-8623

Elevator Consultant:
Jenkins and Huntington
1251 Avenue of the Americas
New York, NY 10020
(212)-696-1818

DOB STAMPS & SIGNATURES:

DWG TITLE:
WATER RISER DIAGRAM

NB#121192903

SEAL & SIGNATURE:

DATE: 11/19/15
PROJECT #: 2015-527
SCALE: AS NOTED
DWG NO.: M-302.00

DEPT OF BLDGS 121192903 Job Number
E362437870 Scan Code

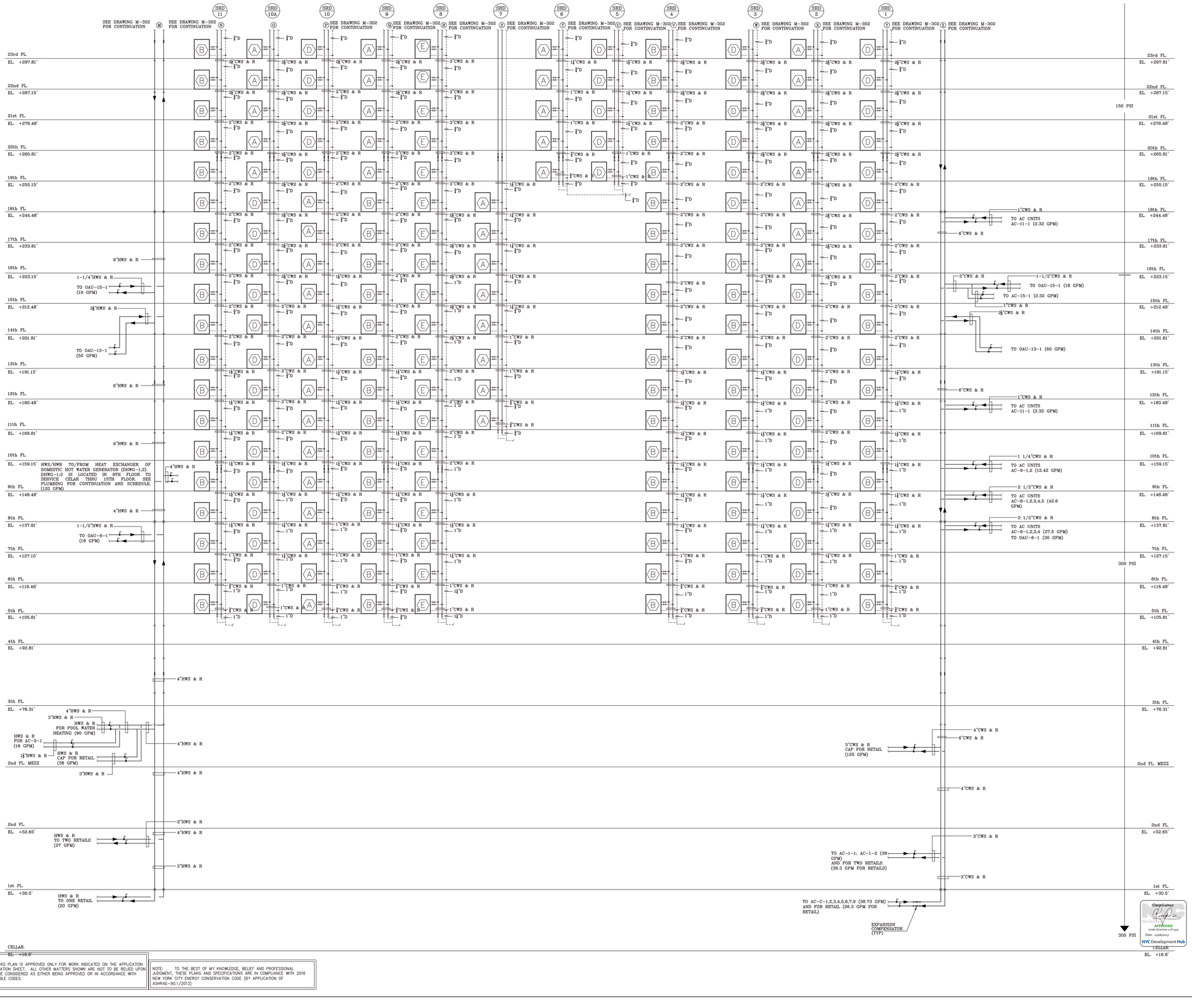

NOTE: THIS PLAN IS APPROVED ONLY FOR WORK INDICATED ON THE APPLICATION SPECIFICATION SHEET. ALL OTHER MATTERS SHOWN ARE NOT TO BE RELIED UPON OR TO BE CONSIDERED AS EITHER BEING APPROVED OR IN ACCORDANCE WITH APPLICABLE CODES.

NOTE: TO THE BEST OF MY KNOWLEDGE, BELIEF AND PROFESSIONAL JUDGMENT, THESE PLANS AND SPECIFICATIONS ARE IN COMPLIANCE WITH 2016 NEW YORK CITY ENERGY CONSERVATION CODE (BY APPLICATION OF ASHRAE-90.1/2013)

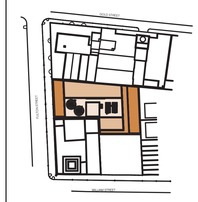

KEY PLAN

NOTES:

Number:	Date:	Revision:
16	09/22/2017	ISSUED TO DOB
15	06/14/2017	100% CD SUBMISSION 2
14	03/31/2017	95% CD SUBMISSION
13	03/16/2017	RE-SUBMISSION FOR EN COMMENTS 1
12	01/20/2017	80% CD SUBMISSION 1
11	01/13/2017	REVISED BUY SET
10	01/06/2017	RE-SUBMISSION FOR EN COMMENTS
9	12/22/2016	RE-SUBMISSION FOR EN COMMENTS
8	11/28/2016	RE-SUBMISSION FOR DOB FILING
7	11/11/2016	CORE & SHELL BUY SET
6	10/07/2016	CORE & SHELL BID SET
5	09/13/2016	PROGRESS SET FOR BUDGETING
4	07/26/2016	HUB FILING SET
3	06/20/2016	100% DD SET
2	02/02/2016	50% DD SET
1	04/11/2016	PRELIMINARY PRICING SET

Project:
130 WILLIAM STREET
130 WILLIAM STREET
NEW YORK, NY 10038

Client:
THE LIGHTSTONE GROUP
130 WILLIAM STREET PROPERTY OWNER LLC
460 PARK AVE, 13TH FLOOR
NEW YORK, NY 10022
(212) 616-9971

Architect:
HILL | WEST ARCHITECTS
11 BROADWAY
17TH FLOOR
NEW YORK, NY 10004
T. 212 213 8007

Creative Director
Adjaye Associates
415 Broadway, 3rd Fl.
New York, NY 10013
(212) 965-8477

Building Structures:
McNamara Salvia
62 West 45th Street, 11th Fl.
New York, NY 10036
(212) 246-9800

MEP Engineer:
Ventrop ECG, LLC
365 W 34th Street, 3rd Fl.
New York, NY 10001
(212) 244-5060

Exterior Facade Consultant:
Gilsanz Murray Steficek, LLP
129 West 27th Street, 5th Fl.
New York, NY 10001
(212) 254-0030

Landscape Architect:
Weintraub Diaz, LLC
19 New Street
Nyack, NY 10960
(845) 353-2500

Civil Engineer & Acoustic Consultant:
AKRF Engineering PC
440 Park Avenue South, 7th Fl.
New York, NY 10016
(646) 388-9829

IT & Security Consultant:
Anj Communications
133 Sunny Ridge Road
Harrison, New York 10528
(914) 967-1967

Post Consultant:
Integrated Aquatics Engineering, Inc.
75 Shewell Ave
Doylestown, PA 18901
(215) 230-8623

Elevator Consultant:
Jenkins and Huntington
1251 Avenue of the Americas
New York, NY 10020
(212)-696-1818

DOB STAMPS & SIGNATURES:

Clare Gomez
APPROVED
Under Directive 2 of 1975
Date: 11/16/2017
NYC Development Hub

DWG TITLE:
WATER RISER DIAGRAM

NB#121192903

SEAL & SIGNATURE:
STATE OF NEW YORK
HALOON HOWE
LICENSED PROFESSIONAL ENGINEER
096185

DATE: 11/19/15
PROJECT #: 2015-527
SCALE: AS NOTED
DWG NO: M-303.00

DEPT OF BLDGS 421430923 Job Number
E307089838S1 Scan Code



TOILET EXHAUST
NTS

NOTE: THIS PLAN IS APPROVED ONLY FOR WORK INDICATED ON THE APPLICATION SPECIFICATION SHEET. ALL OTHER MATTERS SHOWN ARE NOT TO BE RELIED UPON OR TO BE CONSIDERED AS EITHER BEING APPROVED OR IN ACCORDANCE WITH APPLICABLE CODES.

NOTE: TO THE BEST OF MY KNOWLEDGE, BELIEF AND PROFESSIONAL JUDGMENT, THESE PLANS AND SPECIFICATIONS ARE IN COMPLIANCE WITH 2016 NEW YORK CITY ENERGY CONSERVATION CODE (BY APPLICATION OF ASHRAE-90.1/2013)

Clara Gomez
CELLAR
APPROVED
Under Directive 1 of 1975
Date: 11/06/2017
NYC Development Hub

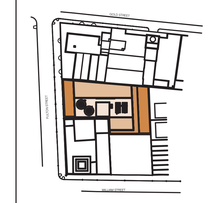

KEY PLAN

NOTES:

Number:	Date:	Revision:
16	09/22/2017	ISSUED TO DOB
15	06/14/2017	100% CD SUBMISSION Δ3
14	03/31/2017	91% CD SUBMISSION
13	03/16/2017	RE-SUBMISSION FOR EN COMMENTS Δ2
12	01/20/2017	80% CD SUBMISSION Δ1
11	01/13/2017	REVISED BUY SET
10	01/06/2017	RE-SUBMISSION FOR EN COMMENTS
9	12/22/2016	RE-SUBMISSION FOR EN COMMENTS
8	11/28/2016	RE-SUBMISSION FOR DOB FILING
7	11/11/2016	CORE & SHELL BUY SET
6	10/07/2016	CORE & SHELL BID SET
5	09/13/2016	PROGRESS SET FOR BUDGETING
4	07/26/2016	HUB FILING SET
3	06/29/2016	100% DD SET
2	02/02/2016	50% DD SET
1	04/11/2016	PRELIMINARY PRICING SET

Project:
130 WILLIAM STREET
130 WILLIAM STREET
NEW YORK, NY 10038

Client:
THE LIGHTSTONE GROUP
130 WILLIAM STREET PROPERTY OWNER LLC
460 PARK AVE, 13TH FLOOR
NEW YORK, NY 10022
(212) 616-9971

Architect:
HILL | WEST ARCHITECTS
11 BROADWAY
17TH FLOOR
NEW YORK, NY 10004
T. 212 213 8007

Creative Director
Adjaye Associates
415 Broadway, 3rd Fl.
New York, NY 10013
(212) 965-8477

Building Structures:
McNamara Salvia
62 West 45th Street, 11th Fl.
New York, NY 10036
(212) 246-9800

MEP Engineer:
Ventrop ECG, LLC
365 W 34th Street, 3rd Fl.
New York, NY 10001
(212) 244-5060

Exterior Facade Consultant:
Gilsanz Murray Steficek, LLP
129 West 27th Street, 5th Fl.
New York, NY 10001
(212) 254-0030

Landscape Architect:
Weintraub Diaz, LLC
19 New Street
Nyack, NY 10960
(845) 353-2500

Civil Engineer & Acoustic Consultant:
AKRF Engineering PC
440 Park Avenue South, 7th Fl.
New York, NY 10016
(646) 388-9829

IT & Security Consultant:
Anj Communications
133 Sunny Ridge Road
Harrison, New York 10528
(914) 967-1967

Pool Consultant:
Integrated Aquatics Engineering, Inc.
75 Shewell Ave
Doylestown, PA 18901
(215) 230-8623

Elevator Consultant:
Jenkins and Huntington
1251 Avenue of the Americas
New York, NY 10020
(212)-696-1818

DOB STAMPS & SIGNATURES:

DWG TITLE:
AIR RISER DIAGRAM

NB#121192903

SEAL & SIGNATURE:
STATE OF NEW YORK · HAROLD WONG · LICENSED PROFESSIONAL ENGINEER

DATE: 11/19/15
PROJECT #: 2015-527
SCALE: NTS
DWG NO: M-304.00

53 OF 67

DEPT OF BLDGS 121192903 Job Number
E359177886T Scan Code



TOILET EXHAUST
NTS

A SEE DRAWING M-304 FOR CONTINUATION
B SEE DRAWING M-304 FOR CONTINUATION
C SEE DRAWING M-304 FOR CONTINUATION
D SEE DRAWING M-304 FOR CONTINUATION
E SEE DRAWING M-304 FOR CONTINUATION
F SEE DRAWING M-304 FOR CONTINUATION

NOTE: THIS PLAN IS APPROVED ONLY FOR WORK INDICATED ON THE APPLICATION SPECIFICATION SHEET. ALL OTHER MATTERS SHOWN ARE NOT TO BE RELIED UPON OR TO BE CONSIDERED AS EITHER BEING APPROVED OR IN ACCORDANCE WITH APPLICABLE CODES.

NOTE: TO THE BEST OF MY KNOWLEDGE, BELIEF AND PROFESSIONAL JUDGMENT, THESE PLANS AND SPECIFICATIONS ARE IN COMPLIANCE WITH 2016 NEW YORK CITY ENERGY CONSERVATION CODE (BY APPLICATION OF ASHRAE-90.1/2013)

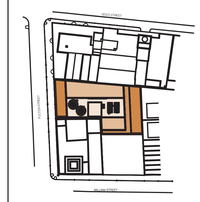

KEY PLAN

NOTES:

Number:	Date:	Revision:
16	09/22/2017	ISSUED TO DOB
15	06/14/2017	100% CD SUBMISSION 2
14	03/31/2017	95% CD SUBMISSION
13	03/16/2017	RE-SUBMISSION FOR EN COMMENTS 2
12	01/20/2017	80% CD SUBMISSION 1
11	01/13/2017	REVISED BUY SET
10	01/06/2017	RE-SUBMISSION FOR EN COMMENTS
9	12/22/2016	RE-SUBMISSION FOR EN COMMENTS
8	11/28/2016	RE-SUBMISSION FOR DOB FILING
7	11/11/2016	CORE & SHELL BUY SET
6	10/07/2016	CORE & SHELL BID SET
5	09/13/2016	PROGRESS SET FOR BUDGETING
4	07/26/2016	HUB FILING SET
3	06/29/2016	100% DD SET
2	05/02/2016	50% DD SET
1	04/11/2016	PRELIMINARY PRICING SET

Project:
130 WILLIAM STREET
130 WILLIAM STREET
NEW YORK, NY 10038

Client:
THE LIGHTSTONE GROUP
130 WILLIAM STREET PROPERTY OWNER LLC
460 PARK AVE, 13TH FLOOR
NEW YORK, NY 10022
(212) 616-9971

Architect:
HILL | WEST ARCHITECTS
11 BROADWAY
17TH FLOOR
NEW YORK, NY 10004
T. 212 213 8007

Creative Director
Adjaye Associates
415 Broadway, 3rd Fl.
New York, NY 10013
(212) 965-8477

Building Structures:
McNamara Salvia
62 West 45th Street, 11th Fl.
New York, NY 10036
(212) 246-9800

MEP Engineer:
Ventrop ECG, LLC
365 W 34th Street, 3rd Fl.
New York, NY 10001
(212) 244-5060

Exterior Facade Consultant:
Gilsanz Murray Steficek, LLP
129 West 27th Street, 5th Fl.
New York, NY 10001
(212) 254-0030

Landscape Architect:
Weintraub Diaz, LLC
19 New Street
Nyack, NY 10960
(845) 353-2500

Civil Engineer & Acoustic Consultant:
AKRF Engineering PC
440 Park Avenue South, 7th Fl.
New York, NY 10016
(646) 388-9829

IT & Security Consultant:
Anj Communications
132 Sunny Ridge Road
Harrison, New York 10528
(914) 967-1967

Pool Consultant:
Integrated Aquatics Engineering, Inc.
75 Shewell Ave
Doylestown, PA 18901
(215) 230-8623

Elevator Consultant:
Jenkins and Huntington
1251 Avenue of the Americas
New York, NY 10020
(212)-696-1818

DOB STAMPS & SIGNATURES:

Clare Gomez
APPROVED
Under Directive 1 of 1975
Date: 11/06/2017
NYC Development Hub

DWG TITLE:
AIR RISER DIAGRAM

NB#121192903

SEAL & SIGNATURE:
STATE OF NEW YORK · SHELDON WONG · 087187 · REGISTERED PROFESSIONAL ENGINEER

DATE: 11/19/15
PROJECT #: 2015-527
SCALE: NTS
DWG NO: M-305.00

DEPT OF BLDGS 421120923 Job Number
E507436980MN Scan Code

(L) SEE DRAWING M-307 FOR CONTINUATION

(M) SEE DRAWING M-307 FOR CONTINUATION

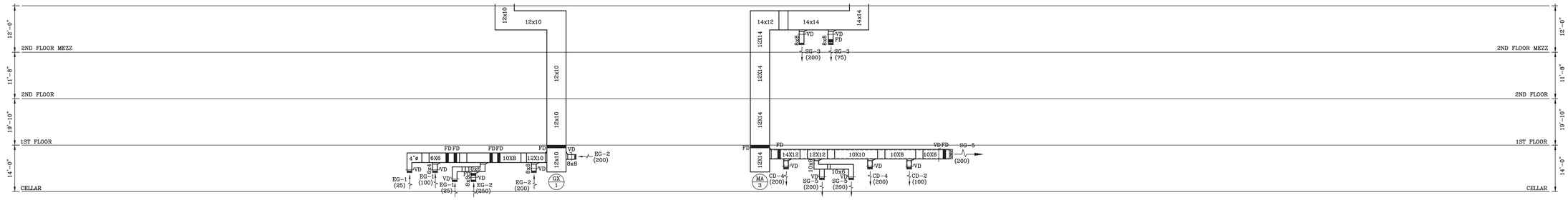

KITCHEN EXHAUST
NTS

GENERAL EXHAUST
NTS

MAKE UP AIR
NTS



(G) SEE DRAWING M-305 FOR CONTINUATION

(H) SEE DRAWING M-305 FOR CONTINUATION

(I) SEE DRAWING M-305 FOR CONTINUATION

(J) SEE DRAWING M-305 FOR CONTINUATION

(K) SEE DRAWING M-305 FOR CONTINUATION

NOTE: THIS PLAN IS APPROVED ONLY FOR WORK INDICATED ON THE APPLICATION SPECIFICATION SHEET. ALL OTHER MATTERS SHOWN ARE NOT TO BE RELIED UPON OR TO BE CONSIDERED AS EITHER BEING APPROVED OR IN ACCORDANCE WITH APPLICABLE CODES.

NOTE: TO THE BEST OF MY KNOWLEDGE, BELIEF AND PROFESSIONAL JUDGMENT, THESE PLANS AND SPECIFICATIONS ARE IN COMPLIANCE WITH 2016 NEW YORK CITY ENERGY CONSERVATION CODE (BY APPLICATION OF ASHRAE-90.1/2013)

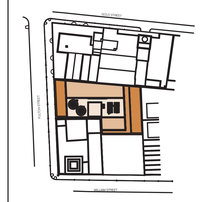

KEY PLAN

NOTES:

Number:	Date:	Revision:
16	09/22/2017	ISSUED TO DOB
15	06/14/2017	100% CD SUBMISSION (2)
14	03/31/2017	50% CD SUBMISSION
13	03/16/2017	RE-SUBMISSION FOR EN COMMENTS (3)
12	01/09/2017	80% CD SUBMISSION (1)
11	01/13/2017	REVISED BUY SET
10	01/06/2017	RE-SUBMISSION FOR EN COMMENTS
9	12/22/2016	RE-SUBMISSION FOR EN COMMENTS
8	11/28/2016	RE-SUBMISSION FOR DOB FILING
7	11/11/2016	CORE & SHELL BUY SET
6	10/07/2016	CORE & SHELL BID SET
5	09/13/2016	PROGRESS SET FOR BUDGETING
4	07/06/2016	HLB FILING SET
3	06/29/2016	100% DD SET
2	05/05/2016	50% DD SET
1	04/11/2016	PRELIMINARY PRICING SET

Project:
130 WILLIAM STREET
130 WILLIAM STREET
NEW YORK, NY 10038

Client:
THE LIGHTSTONE GROUP
130 WILLIAM STREET PROPERTY OWNER LLC
460 PARK AVE, 13TH FLOOR
NEW YORK, NY 10022
(212) 616-9971

Architect:
HILL | WEST ARCHITECTS
11 BROADWAY
17TH FLOOR
NEW YORK, NY 10004
T. 212 213 8007

Creative Director
Adjaye Associates
415 Broadway, 3rd Fl.
New York, NY 10013
(212) 965-8477

Building Structures:
McNamara Salvia
62 West 45th Street, 11th Fl.
New York, NY 10036
(212) 246-9800

MEP Engineer:
Ventrop ECG, LLC
365 W 34th Street, 3rd Fl.
New York, NY 10001
(212) 244-5060

Exterior Facade Consultant:
Gilsanz Murray Steficek, LLP
129 West 27th Street, 5th Fl.
New York, NY 10001
(212) 254-0030

Landscape Architect:
Weintraub Diaz, LLC
19 New Street
Nyack, NY 10960
(845) 353-2500

Civil Engineer & Anoustic Consultant:
AKRF Engineering PC
440 Park Avenue South, 7th Fl.
New York, NY 10016
(646) 388-9829

IT & Security Consultant:
Anj Communications
133 Sunny Ridge Road
Harrison, New York 10528
(914) 967-1967

Pool Consultant:
Integrated Aquatics Engineering, Inc.
75 Shewell Ave
Doylestown, PA 18901
(215) 230-8623

Elevator Consultant:
Jenkins and Huntington
1251 Avenue of the Americas
New York, NY 10020
(212)-696-1818

DOB STAMPS & SIGNATURES:

Clara Gomez
APPROVED
Borough: MANHATTAN
Date: 11/06/2017
NYC Development Hub

DWG TITLE:
AIR RISER DIAGRAM

NB#121192903

SEAL & SIGNATURE:
STATE OF NEW YORK · HAROLDON WONG · LICENSED PROFESSIONAL ENGINEER · 088187

DATE: 11/19/15
PROJECT #: 2015-527
SCALE: NTS
DWG NO: M-306.00

DEPT OF BLDGS 121192903 Job Number
E350041702SI Scan Code



NOTE: THIS PLAN IS APPROVED ONLY FOR WORK INDICATED ON THE APPLICATION SPECIFICATION SHEET. ALL OTHER MATTERS SHOWN ARE NOT TO BE RELIED UPON OR TO BE CONSIDERED AS EITHER BEING APPROVED OR IN ACCORDANCE WITH APPLICABLE CODES.

NOTE: TO THE BEST OF MY KNOWLEDGE, BELIEF AND PROFESSIONAL JUDGMENT, THESE PLANS AND SPECIFICATIONS ARE IN COMPLIANCE WITH 2016 NEW YORK CITY ENERGY CONSERVATION CODE (BY APPLICATION OF ASHRAE-90.1/2013)

(L) SEE DRAWING M-306 FOR CONTINUATION

(M) SEE DRAWING M-306 FOR CONTINUATION

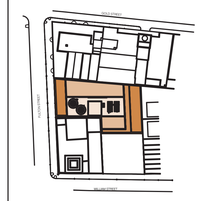

KEY PLAN

NOTES:

Number:	Date:	Revision:
16	09/22/2017	ISSUED TO DOB
15	06/14/2017	100% CD SUBMISSION (2)
14	03/31/2017	90% CD SUBMISSION
13	03/16/2017	RE-SUBMISSION FOR EN COMMENTS (3)
12	01/20/2017	80% CD SUBMISSION (1)
11	01/13/2017	REVISED BUY SET
10	01/06/2017	RE-SUBMISSION FOR EN COMMENTS
9	12/22/2016	RE-SUBMISSION FOR EN COMMENTS
8	11/28/2016	RE-SUBMISSION FOR DOB FILING
7	11/11/2016	CORE & SHELL BUY SET
6	10/07/2016	CORE & SHELL BID SET
5	09/13/2016	PROGRESS SET FOR BUDGETING
4	07/26/2016	HUB FILING SET
3	06/29/2016	100% DD SET
2	05/02/2016	50% DD SET
1	04/11/2016	PRELIMINARY PRICING SET

Project:
130 WILLIAM STREET
130 WILLIAM STREET
NEW YORK, NY 10038

Client:
THE LIGHTSTONE GROUP
130 WILLIAM STREET PROPERTY OWNER LLC
460 PARK AVE, 13TH FLOOR
NEW YORK, NY 10022
(212) 616-9971

Architect:
HILL | WEST ARCHITECTS
11 BROADWAY
17TH FLOOR
NEW YORK, NY 10004
T. 212 213 8007

Creative Director
Adjaye Associates
415 Broadway, 3rd Fl.
New York, NY 10013
(212) 965-8477

Building Structures:
McNamara Salvia
62 West 45th Street, 11th Fl.
New York, NY 10036
(212) 246-9800

MEP Engineer:
Ventrop ECG, LLC
365 W 34th Street, 3rd Fl.
New York, NY 10001
(212) 244-5060

Exterior Facade Consultant:
Gilsanz Murray Steficek, LLP
129 West 27th Street, 5th Fl.
New York, NY 10001
(212) 254-0030

Landscape Architect:
Weintraub Diaz, LLC
19 New Street
Nyack, NY 10960
(845) 353-2500

Civil Engineer & Acoustic Consultant:
AKRF Engineering PC
440 Park Avenue South, 7th Fl.
New York, NY 10016
(646) 388-9829

IT & Security Consultant:
Anj Communications
133 Sunny Ridge Road
Harrison, New York 10528
(914) 967-1967

Pool Consultant:
Integrated Aquatics Engineering, Inc.
75 Shewell Ave
Doylestown, PA 18901
(215) 230-8623

Elevator Consultant:
Jenkins and Huntington
1251 Avenue of the Americas
New York, NY 10020
(212)-696-1818

DOB STAMPS & SIGNATURES:

Clare Gomez
4TH FLOOR
APPROVED
Under Directive 2 of 1975
Date: 11/16/2017
NYC Development Hub

DWG TITLE:
AIR RISER DIAGRAM

NB#121192903

SEAL & SIGNATURE:
STATE OF NEW YORK
WAI-YAN WONG
LICENSED PROFESSIONAL ENGINEER

DATE: 11/9/15
PROJECT #: 2015-527
SCALE: NTS
DWG NO: M-307.00

DEPT OF BLDGS 421320923 Job Number

E356477390B1 Scan Code



KITCHEN EXHAUST
NTS

GENERAL EXHAUST
NTS

MAKE UP AIR
NTS

NOTE: THIS PLAN IS APPROVED ONLY FOR WORK INDICATED ON THE APPLICATION SPECIFICATION SHEET. ALL OTHER MATTERS SHOWN ARE NOT TO BE RELIED UPON OR TO BE CONSIDERED AS EITHER BEING APPROVED OR IN ACCORDANCE WITH APPLICABLE CODES.

NOTE: TO THE BEST OF MY KNOWLEDGE, BELIEF AND PROFESSIONAL JUDGMENT, THESE PLANS AND SPECIFICATIONS ARE IN COMPLIANCE WITH 2016 NEW YORK CITY ENERGY CONSERVATION CODE (BY APPLICATION OF ASHRAE-90.1/2013)

Clara Gomez
Buildings
APPROVED
Under Directive 2 of 1975
Date: 11/06/2017
NYC Development Hub

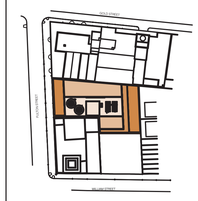

KEY PLAN

NOTES:

Number:	Date:	Revision:
16	09/22/2017	ISSUED TO DOB
15	06/14/2017	100% CO SUBMISSION 3
14	03/31/2017	90% CO SUBMISSION
13	03/16/2017	RE-SUBMISSION FOR EN COMMENTS 2
12	01/20/2017	80% CO SUBMISSION 1
11	01/13/2017	REVISED BUY SET
10	01/06/2017	RE-SUBMISSION FOR EN COMMENTS
9	12/22/2016	RE-SUBMISSION FOR EN COMMENTS
8	11/28/2016	RE-SUBMISSION FOR DOB FILING
7	11/11/2016	CORE & SHELL BUY SET
6	10/07/2016	CORE & SHELL BID SET
5	09/13/2016	PROGRESS SET FOR BUDGETING
4	07/06/2016	HUB FILING SET
3	06/20/2016	100% DD SET
2	05/02/2016	50% DD SET
1	04/11/2016	PRELIMINARY PRICING SET

Project:
130 WILLIAM STREET
130 WILLIAM STREET
NEW YORK, NY 10038

Client:
THE LIGHTSTONE GROUP
130 WILLIAM STREET PROPERTY OWNER LLC
460 PARK AVE, 13TH FLOOR
NEW YORK, NY 10022
(212) 616-9971

Architect:
HILL | WEST ARCHITECTS
11 BROADWAY
17TH FLOOR
NEW YORK, NY 10004
T. 212 213 8007

Creative Director
Adjaye Associates
415 Broadway, 3rd Fl.
New York, NY 10013
(212) 965-8477

Building Structures:
McNamara Salvia
62 West 45th Street, 11th Fl.
New York, NY 10036
(212) 246-9800

MEP Engineer:
Ventrop ECG, LLC
355 W 34th Street, 3rd Fl.
New York, NY 10001
(212) 244-5060

Exterior Facade Consultant:
Gilsanz Murray Steficek, LLP
129 West 27th Street, 5th Fl.
New York, NY 10001
(212) 254-0030

Landscape Architect:
Weintraub Diaz, LLC
19 New Street
Nyack, NY 10960
(845) 353-2500

Civil Engineer & Acoustic Consultant:
AKRF Engineering PC
440 Park Avenue South, 7th Fl.
New York, NY 10016
(646) 388-9829

IT & Security Consultant:
Anj Communications
133 Sunny Ridge Road
Harrison, New York 10528
(914) 967-1967

Pool Consultant:
Integrated Aquatics Engineering, Inc.
75 Shewell Ave
Doylestown, PA 18901
(215) 230-8623

Elevator Consultant:
Jenkins and Huntington
1251 Avenue of the Americas
New York, NY 10020
(212) 696-1818

DOB STAMPS & SIGNATURES:

DWG TITLE:
AIR RISER DIAGRAM

NB#121192903

SEAL & SIGNATURE:

STATE OF NEW YORK · WILSON WONG · LICENSED PROFESSIONAL ENGINEER

DATE: 11/19/15
PROJECT #: 2015-527
SCALE: NTS
DWG NO: M-308.00

DEPT OF BLDGS 421430923 Job Number
E3027689960 Scan Code

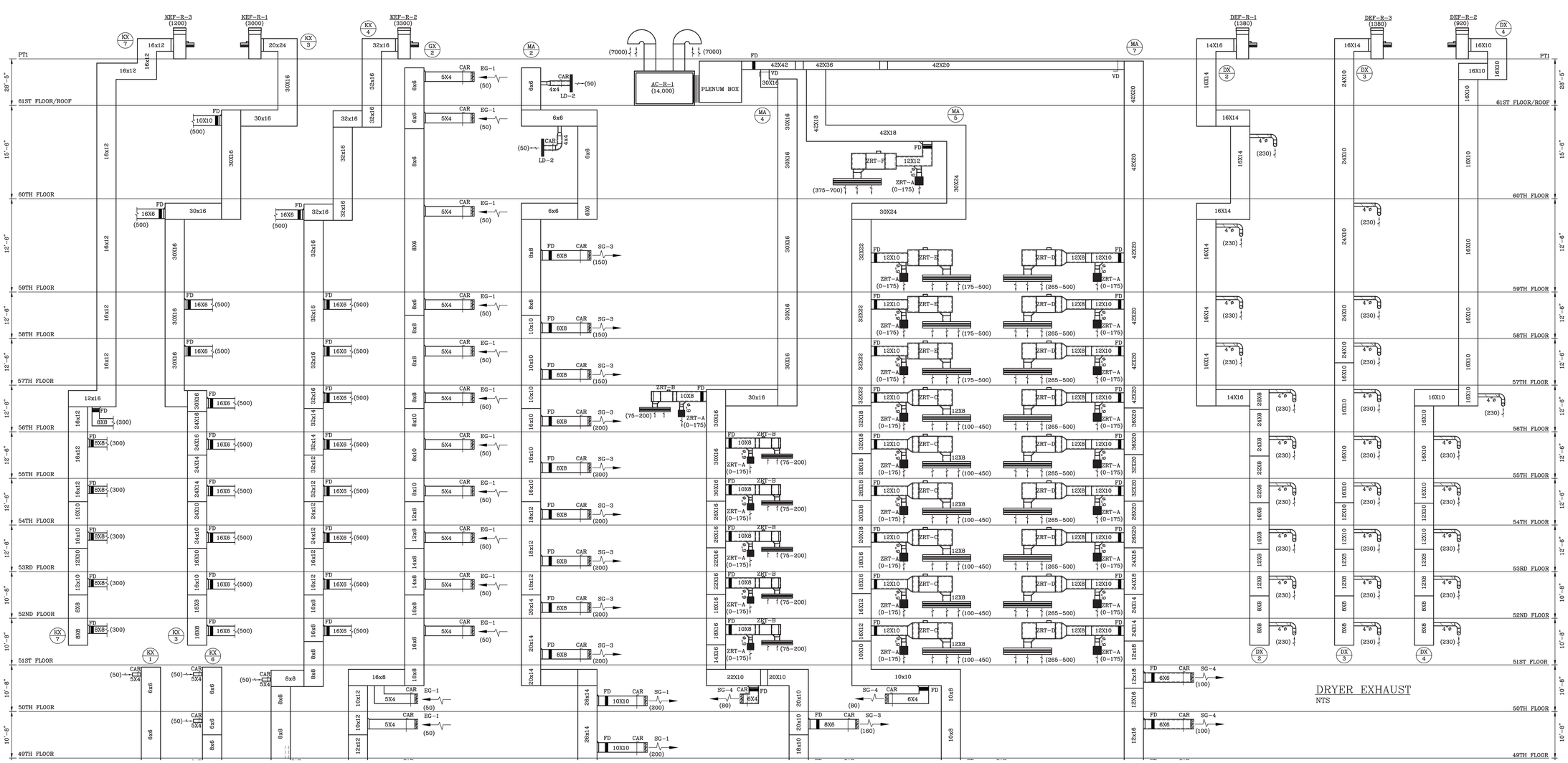

N O P Q SEE DRAWING M-308 FOR CONTINUATION R SEE DRAWING M-308 FOR CONTINUATION S SEE DRAWING M-308 FOR CONTINUATION T SEE DRAWING M-308 FOR CONTINUATION U SEE DRAWING M-308 FOR CONTINUATION

DRYER EXHAUST
NTS

ClearGomez
APPROVED
Under Directive 1 of 1975
Date: 11/06/2017
NYC Development Hub

NOTE: THIS PLAN IS APPROVED ONLY FOR WORK INDICATED ON THE APPLICATION SPECIFICATION SHEET. ALL OTHER MATTERS SHOWN ARE NOT TO BE RELIED UPON OR TO BE CONSIDERED AS EITHER BEING APPROVED OR IN ACCORDANCE WITH APPLICABLE CODES.

NOTE: TO THE BEST OF MY KNOWLEDGE, BELIEF AND PROFESSIONAL JUDGMENT, THESE PLANS AND SPECIFICATIONS ARE IN COMPLIANCE WITH 2016 NEW YORK CITY ENERGY CONSERVATION CODE (BY APPLICATION OF ASHRAE-90.1/2013)

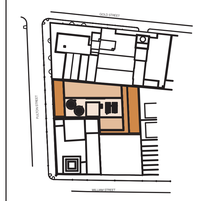

KEY PLAN

NOTES:

Number:	Date:	Revision:
16	09/22/2017	ISSUED TO DOB
15	06/14/2017	100% CD SUBMISSION 2
14	03/31/2017	91% CD SUBMISSION
13	03/16/2017	RE-SUBMISSION FOR EN COMMENTS 3
12	01/20/2017	80% CD SUBMISSION 1
11	01/13/2017	REVISED BUY SET
10	01/06/2017	RE-SUBMISSION FOR EN COMMENTS
9	12/22/2016	RE-SUBMISSION FOR EN COMMENTS
8	11/28/2016	RE-SUBMISSION FOR DOB FILING
7	11/11/2016	CORE & SHELL BUY SET
6	10/07/2016	CORE & SHELL BID SET
5	09/13/2016	PROGRESS SET FOR BUDGETING
4	07/08/2016	HUB FILING SET
3	06/20/2016	100% DD SET
2	05/05/2016	50% DD SET
1	04/11/2016	PRELIMINARY PRICING SET

Project:
130 WILLIAM STREET
130 WILLIAM STREET
NEW YORK, NY 10038

Client:
THE LIGHTSTONE GROUP
130 WILLIAM STREET PROPERTY OWNER LLC
460 PARK AVE, 13TH FLOOR
NEW YORK, NY 10022
(212) 616-9971

Architect:
HILL | WEST ARCHITECTS
11 BROADWAY
17TH FLOOR
NEW YORK, NY 10004
T. 212 213 8007

Creative Director
Adjaye Associates
415 Broadway, 3rd Fl.
New York, NY 10013
(212) 965-8477

Building Structures:
McNamara Salvia
62 West 45th Street, 11th Fl.
New York, NY 10036
(212) 246-9800

MEP Engineer:
Ventrop ECG, LLC
365 W 34th Street, 3rd Fl.
New York, NY 10001
(212) 244-5060

Exterior Facade Consultant:
Gilsanz Murray Steficek, LLP
129 West 27th Street, 5th Fl.
New York, NY 10001
(212) 254-0030

Landscape Architect:
Weintraub Diaz, LLC
19 New Street
Nyack, NY 10960
(845) 353-2500

Civil Engineer & Agronitic Consultant:
AKRF Engineering PC
440 Park Avenue South, 7th Fl.
New York, NY 10016
(646) 388-9829

IT & Security Consultant:
Anj Communications
133 Sunny Ridge Road
Harrison, New York 10528
(914) 967-1967

Pool Consultant:
Integrated Aquatics Engineering, Inc.
79 Shewell Ave
Doylestown, PA 18901
(215) 230-8623

Elevator Consultant:
Jenkins and Huntington
1251 Avenue of the Americas
New York, NY 10020
(212)-696-1818

DOB STAMPS & SIGNATURES:

DWG TITLE:
AIR RISER DIAGRAM

NB#121192903

SEAL & SIGNATURE:
STATE OF NEW YORK HAROLD WONG 090787 LICENSED PROFESSIONAL ENGINEER

DATE: 11/19/15
PROJECT #: 2015-327
SCALE: NTS
M-309.00
DWG NO.

DEPT OF BLDGS 121192903 Job Number
ES923488138 Scan Code

COOLING TOWER SCHEDULE

"BALTIMORE AIR COIL" AS STD.

UNIT NO.	SERVICE	LOCATION	MANUF. MODEL NO.	NO. OF FANS	NOMINAL TONNAGE	TOTAL GPM	WATER TEMPERATURE ENT. (°F)	WATER TEMPERATURE LVG. (°F)	AMBIENT TEMP. (°F WB)	TOTAL AIR QUANTITY (CFM)	FAN MOTOR H.P.	TOWER PUMPING HEAD	TOTAL OPER. WEIGHT (IBS.)	PAN HEATER (KW)	DIMENSIONS L"xW"xH"	Volt/Ph/Hz	REMARKS
CT-1	CONDENSER WATER	ROOF BULKHEAD	S3E-1222-07P	1	680	1,360	100	85	78	149,530	40	4.91	25,360	(2) 14	11'-9.75"LX21'-6.5"Wx13'-0.5"H	460/3/60	PROVIDE 4" STATIC DEFLECTION RESTRAINED SPRING ISOLATORS AS OR SIMILAR TO MASON TYPE SLR. PROVIDE VFD FOR FAN MOTORS.
CT-2	CONDENSER WATER	ROOF BULKHEAD	S3E-1222-07P	1	680	1,360	100	85	78	149,530	40	4.91	25,360	(2) 14	11'-9.75"LX21'-6.5"Wx13'-0.5"H	460/3/60	

NOTES:
1. PROVIDE LADDER ACCESS FOR EACH TOWER AS REQUIRED BY OSHA.
2. PROVIDE HIGH EFFICIENCY SAND FILTER FOR COOLING TOWER AS SHOWN ON PLAN. SEE SPECIFICATIONS
3. TOWER SHALL BE CONSTRUCTED OF 304 STAINLESS WATER CONTACT COMPONENTS.

PLATE FRAME HEAT EXCHANGER SCHEDULE

"Bell & Gossett" AS STD.

UNIT NO.	SERVICE	LOCATION	SIDE 1 GPM	SIDE 1 TEMP(°F) ENT.	SIDE 1 TEMP(°F) LVG.	SIDE 1 PD PSI	SIDE 1 WORKING PRESS. (PSIG)	SIDE 2 GPM	SIDE 2 TEMP(°F) ENT.	SIDE 2 TEMP(°F) LVG.	SIDE 2 PD PSI	SIDE 2 WORKING PRESS. (PSIG)	WEIGHT (lb.)	DIMENSIONS (IN) LxWxH	MODEL NO.	NO. OF PLATES	REMARKS
HX-1	CONDENSER WATER	27th FL. MER	1,360	85	100	10.00	300	1,665	101	89	10.00	300	12,574	105.2X34.25X91.0	AP100	363	UNIT TO BE PROVIDED WITH 10% ADDITIONAL PLATES FOR FOULING.
HX-2	CONDENSER WATER	27th FL. MER	1,360	85	100	10.00	300	1,665	101	89	10.00	300	12,574	105.2X34.25X91.0	AP100	363	UNIT TO BE PROVIDED WITH 10% ADDITIONAL PLATES FOR FOULING.
HX-3	HOT WATER	27th FL. MER	165	150	132	10.0	300	165	130	148	10.0	300	4,113	43.7X20.75X90.33	AP64	121	UNIT TO BE PROVIDED WITH 10% ADDITIONAL PLATES FOR FOULING.
HX-4	CONDENSER WATER	27th FL. MER	1,178	58	68	10.0	300	1,178	70	60	10.0	300	10,547	103.9X27.25X94.9	AP86	350	UNIT TO BE PROVIDED WITH 10% ADDITIONAL PLATES FOR FOULING.
HX-5	CONDENSER WATER	ROOF MER	210	87	96.5	10.0	150	210	98.5	89	10.0	150	2,070	43.2X20.5X72.5	AP47	83	UNIT TO BE PROVIDED WITH 10% ADDITIONAL PLATES FOR FOULING.

BOILER SCHEDULE

"AERCO" AS STD.

UNIT NO.	GAS INPUT MBH	GAS OUTPUT MBH	GAS MIN. OPER GAS PRESS (IN.WG)	BOILER HP	GPM	FLUE OUTLET SIZE (IN)	FUEL	MAX WORK. PRESS. RELIEF VALVE	DESIGN PRESS. PSIG	MAX % EFF	WATER TEMP °F ENT.	WATER TEMP °F LVG.	MODEL NO.	DIMENSIONS	UNIT WT. (lbs)	ELECTRICAL	MAX FUSE/ HACR	LOCATION	NOX (PPM)
B-1	5000	4660	14"	150	570	14"	NAT. GAS	150	–	94.5	150	180	BMK-5000 PLATINUM	34"(W)x89"(L)x80"(H)	3920	460/3/60	20	27TH FLOOR	≤ 30
B-2	5000	4660	14"	150	570	14"	NAT. GAS	150	–	94.5	150	180	BMK-5000 PLATINUM	34"(W)x89"(L)x80"(H)	3920	460/3/60	20	27TH FLOOR	≤ 30
B-3	5000	4660	14"	150	570	14"	NAT. GAS	150	–	94.5	150	180	BMK-5000 PLATINUM	34"(W)x89"(L)x80"(H)	3920	460/3/60	20	27TH FLOOR	≤ 30
B-4	5000	4660	14"	150	570	14"	NAT. GAS	150	–	94.5	150	180	BMK-5000 PLATINUM	34"(W)x89"(L)x80"(H)	3920	460/3/60	20	27TH FLOOR	≤ 30

NOTE:
1. EACH BOILER HAS INTERNAL PUMP 3 HP, AND EXTERNAL INJECTION PUMP 1.5 HP

PUMP SCHEDULE

"BELL & GOSSETT" AS STD.

PUMP NO.	SERVICE	LOCATION	GPM	TOTAL DYNAM. HEAD FEET	MIN. DESIGN WORKING PRESS. P.S.I.G.	MODEL NO.	DIMENSIONS LxWxH IN.	APPROX. WT lbs	MOTOR HP	MOTOR RPM	MOTOR V/Ph/Hz	VIBR. ISOL. SPEC. TYPE	MIN. STATIC DEFL. INCHES	REMARKS
PCWP-1 PCWP-2	CONDENSER WATER	27TH FLOOR MER	1,360	130	300	VSC 5X6X13-1/2A	61"x25.4"x37.75"	2852	60	1800	460/3/60	SEE SPEC	SEE SPEC	-PUMPS TO BE PROVIDED WITH VFD
PCWP-3 PCWP-4	CONDENSER WATER	ROOF MER	210	60	175	E80 SERIES 3X3X9.5C	23"x13.93"x30.19"	300	7.5	1800	460/3/60	SEE SPEC	SEE SPEC	
SCWP-1 SCWP-2	CONDENSER WATER	27TH FLOOR MER	2,562	110	175	VSCS 8X10X13-1/2B	73"x31.4"x45.5"	3918	100	1800	460/3/60	SEE SPEC	SEE SPEC	-PUMPS TO BE PROVIDED WITH VFD
SCWP-3 SCWP-4	CONDENSER WATER	27TH FLOOR MER	1,178	120	300	VSC 5X6X13-1/2A	68.68"x25.4"x37.75"	2852	60	1800	460/3/60	SEE SPEC	SEE SPEC	-PUMPS TO BE PROVIDED WITH VFD
SCWP-5 SCWP-6	CONDENSER WATER	ROOF MER	210	60	175	E80 SERIES 3X3X9.5C	23"x13.93"x30.19"	300	7.5	1800	460/3/60	SEE SPEC	SEE SPEC	
HWP-1 HWP-2	HOT WATER	27TH FLOOR MER	165	120	300	E80 SERIES 2.5X2.5X7B	18"x14"x33.4"	370	10	3600	460/3/60	SEE SPEC	SEE SPEC	
HWP-3 HWP-4	HOT WATER	27TH FLOOR MER	764	90	175	E80 SERIES 6x6x11B	32"x16"x37.45"	635	25	1800	460/3/60	SEE SPEC	SEE SPEC	-PUMPS TO BE PROVIDED WITH VFD
HWP-5 HWP-6	HOT WATER	27TH FLOOR MER	230	40	175	E1510 SERIES 3AD	14.63"x31"x15.75"	238	5	1800	460/3/60	SEE SPEC	SEE SPEC	

SCHEDULE OF WATER SOURCE HEAT PUMPS UNITS

UNIT NO.	AREA SERVED	MFG	MODEL NO.	NOMINAL CAPACITY TONS	NOMINAL MBTU/HR	TOTAL COOLING (MBH)	SENSIBLE COOLING (MBH)	COND. WATER EWT (°F)	COND. WATER LWT (°F)	COND. WATER GPM	COND. WATER WPD (FT)	AIR TEMP (°F) ENT.	AIR TEMP (°F) LVG.	FAN DATA CFM	FAN DATA ESP	FAN DATA HP	TOTAL HEAT REJECTION (MBH)	HEATING MODE EWT (°F)	HEATING MODE LWT (°F)	HEATING MODE HTG (MBH)	COMPRESSOR QUANTITY	COMPRESSOR TYPE	COMPRESSOR RLA	FAN FLA	MIN. CIRCUIT AMP.	MAX FUSE/ HACR	VOLTS/ PH/ HZ	DIMESNSIONS	COP	EER	REMARKS
A	APARTMENTS	HTS	HRP030	0.75	9	8.8	6.4	89	101	1.9	4.6	75/63	56.0	310	0.1	0.125	11.3	70	60	13.3	1	WATER	3.7	1.0	5.6	15	208-230/60/1	105X16X18.5	4.3	13.0	VERTICAL
B	APARTMENTS	HTS	HRP040	1.0	12	11.2	7.6	89	101	2.5	7.7	75/63	57.7	405	0.1	0.125	15.0	70	60	15.4	1	WATER	4.7	1.0	6.9	15	208-230/60/1	105X16X18.5	4.3	13.0	VERTICAL
D	APARTMENTS	HTS	HRP060	1.5	18	16.0	12.7	89	101	3.8	7.8	75/63	55.5	600	0.1	0.200	22.5	70	60	20.6	1	WATER	7.4	1.5	10.8	20	208-230/60/1	105X18X21.5	4.5	13.2	VERTICAL
E	APARTMENTS	HTS	HRP100	2.0	24	21.3	17.0	89	101	5.0	8.3	75/63	55.8	817	0.1	0.250	30.0	70	60	31.6	1	WATER	13.5	2.1	19.0	30	208-230/60/1	105X22X25.5	4.7	13.7	VERTICAL
F	APARTMENTS	HTS	HTS-CH 009	0.75	9	7.5	6.2	89	97.1	2.3	4.8	75/63	55.9	300	0.29	0.123	9.1	70	62.4	10.5	1	WATER	3.4	0.96	5	15	208-230/60/1	19X33X11.5	4.6	11	HORIZONTAL
G	APARTMENTS	HTS	HTS-CH 012	1.0	12	10.6	8.7	89	97.5	3	8.3	75/63	55.4	400	.15	0.156	12.8	70	62.7	13.7	1	WATER	4.6	0.96	7	15	208-230/60/1	19X33X11.5	4.4	11.8	HORIZONTAL
H	APARTMENTS	HTS	HTS-CH 018	1.5	18	18.1	14.6	89	98.8	4.5	7.6	75/63	55.6	650	0.46	0.203	21.9	70	61.1	24.8	1	WATER	6.5	1.8	10	15	208-230/60/1	22X43X17	4.6	13.4	HORIZONTAL
I	APARTMENTS	HTS	HTS-CH 024	2.0	24	21.9	16.6	89	97.8	6	13.4	75/63	55.8	850	0.30	0.182	26.4	70	62.3	28.7	1	WATER	7.4	1.8	11	15	208-230/60/1	22X43X17	4.4	13.4	HORIZONTAL

NOTES:
1. VERTICAL STACK UNITS SHALL BE PROVIDED WITH DOUBLE DEFLECTION SUPPLY AIR DIFFUSERS AND HINGED WALL MOUNTED RETURN GRILLE/PANEL
2. PROVIDE FACTORY INSTALLED 2-WAY MOTORIZED VALVES
3. PROVIDE FACTORY INSTALLED AUTO-FLOW REGULATOR
4. PROVIDE FACTORY MOUNTED NON-FUSED DISCONNECT SWITCH.
5. PROVIDE WALL MOUNTED 7-DAY PROGRAMMABLE W/LCD DISPLAY THERMOSTAT WITH HI-LO AUTO FAN SPEED CONTROL. THERMOSTAT COLOR SHALL BE WHITE.
6. PROVIDE FLEXIBLE HOSES KITS.
7. CABINET HEIGHT SHALL BE AS PER FLOOR TO CEILING HEIGHT MINUS 6". PROVIDE DISCHARGE PLENUM AS REQUIRED.
8. PROVIDE OPPOSED BLADE VOLUME DAMPERS FOR ALL SUPPLY GRILLES
9. PROVIDE WATER-LEVEL DETECTION DEVICE THAT WILL SHUT OFF THE EQUIPMENT IN THE EVENT THAT THE PRIMARY DRAIN IS BLOCKED. THE DEVICE SHALL BE INSTALLED IN THE PRIMARY DRAIN LINE, THE OVERFLOW DRAIN LINE OR IN THE EQUIPMENT SUPPLIED DRAIN PAN, LOCATED AT A POINT HIGHER THAN THE PRIMARY DRAIN LINE CONNECTION AND BELOW THE OVERFLOW RIM OF SUCH PAN.
10. FOR QUANTITIES REFER TO FLOOR LAYOUT PLANS.

AC UNIT SCHEDULE

UNIT TYPE	SERVICE	LOCATION	TONNAGE	TOTAL COOLING (MBH)	SENSIBLE COOLING (MBH)	COND. WATER EWT	COND. WATER LWT (°F)	COND. WATER GPM	COND. WATER WPD (FT)	AIR TEMP (°F) ENT. (DB/WB)	AIR TEMP (°F) LVG. (DB/WB)	MED.SP. FAN DATA CFM	MED.SP. FAN DATA ESP	OAI CFM	TOTAL HEAT REJECTION (MBH)	HEATING MODE EWT (°F)	HEATING MODE LWT (°F)	HEATING MODE HTG (MBH)	COMPRESSOR TYPE	COMPRESSOR RLA EA	COMPRESSOR FLA EA	MIN. CIRCUIT AMP.	MAX FUSE/ HACR	VOLTS/PH/HZ	MODEL NO.	EER	COP	REMARKS
AC-C-1	ELECTRIC SWITCHBOARD ROOM	CELLAR x2	4	43.1	29.5	89	101	9.15	8.78	75/63	54.1/51.2	1310	0.65	0	54.7	70	60.4	56.9	SCROLL	13.7	17.5	20.9	30	208-230/3/60	HTS-FUD-V048	14.7	4.8	VERTICAL
AC-C-2	COMPACTOR ROOM	CELLAR	1	11.1	7.3	89	101	2.45	7.18	75/63	52.4/49.5	300	0.5	0	14.7	70	60.5	15.6	SCROLL	5.6	6.6	8.0	15	208-230/3/60	HTS-FUD-H012	12.7	4.3	HORIZONTAL
AC-C-3	LAUNDRY	CELLAR	1	11.7	8.2	89	101	2.54	7.62	80.2/66.1	54.5/52.6	300	0.5	80	11.7	70	59.8	16.4	SCROLL	5.6	6.6	8.0	15	208-230/3/60	HTS-FUD-H012	12.7	4.3	HORIZONTAL
AC-C-4	RESIDENTIAL STORAGE	CELLAR	4	46.0	35.5	89	101	9.8	10.14	79/65.3	58/55.5	1590	0.6	330	58.9	70	60.2	59.6	SCROLL	14.5	19.0	22.6	35	208-230/3/60	HTS-FUD-H048	14.1	4.7	HORIZONTAL
AC-C-5	RESIDENTIAL BICYCLE STORAGE	CELLAR	1	11.7	8.2	89	101	2.54	7.62	80.2/66.1	54.5/52.6	300	0.5	80	11.7	70	59.8	16.4	SCROLL	5.6	6.6	8.0	15	208-230/3/60	HTS-FUD-H012	12.7	4.3	HORIZONTAL
AC-C-6	SUPER'S OFFICE	CELLAR	2	22.9	16.4	89	101	4.9	6.88	79.7/65.8	56.3/53.9	660	0.75	160	29.4	70	60.4	29.6	SCROLL	5.9	7.6	9.0	15	208-230/3/60	HTS-FUD-H024	14.4	4.7	HORIZONTAL
AC-C-7	IT ROOM	CELLAR	1	11.1	7.3	89	101	2.45	7.18	75/63	52.4/49.5	300	0.5	0	14.7	70	60.5	15.6	SCROLL	5.6	6.6	8.0	15	208-230/3/60	HTS-FUD-H012	12.7	4.3	HORIZONTAL
AC-1-1	LOBBY	1st FLOOR	15	175.6	132.9	89	101	37.7	19.43	81/66.6	59.8/56.7	5900	1.77	1800	226.8	70	61.0	203.1	SCROLL	25.0	64.0	70.2	90	208/3/60	HTS-FUD-V180	11.7	5.2	VERTICAL
AC-8-5	CARDIO ROOM	3rd FLOOR	4	48.4	39.7	89	101	10.2	10.93	81.4/66.9	60.9/58.2	1830	0.38	600	61.1	70	60.7	59.2	SCROLL	13.7	17.5	20.9	30	208-230/3/60	HTS-FUD-V048	14.7	4.8	VERTICAL
AC-9-1	YOGA ROOM	3rd FLOOR	2	22.6	14.9	89	101	4.7	7.43	81.4/66.9	55.7/52.8	550	0.63	180	28.3	70	60.4	27.3	SCROLL	7.1	8.1	9.9	15	208-230/3/60	HTS-FUD-V024	15.1	4.9	VERTICAL
AC-6-3	BASKETBALL COURT	4th FLOOR	4	45.6	32.4	89	101	9.55	9.57	81.1/66.7	57.4/54.7	1290	0.55	400	57.3	70	60.3	57.7	SCROLL	13.7	17.5	20.9	30	208-230/3/60	HTS-FUD-V048	14.7	4.8	VERTICAL
AC-6-4	PLAY ROOM	4th FLOOR	4	48.4	39.7	89	101	10.2	10.93	81.4/66.9	60.9/58.2	1830	0.38	600	61.1	70	60.7	59.2	SCROLL	13.7	17.5	20.9	30	208-230/3/60	HTS-FUD-V048	14.7	4.8	VERTICAL
AC-8-1	LOUNGE	4th FLOOR	8	79.9	59.4	89	101	17.5	13.23	80.7/66.4	60.3/56.7	2750	1.15	800	105	70	60.5	102.8	SCROLL	13.7	33.9	37.3	50	208/3/60	HTS-FUD-V096	13.0	5.3	VERTICAL
AC-8-2	SCREENING RM.	4th FLOOR	3	37.1	27.3	89	101	7.8	7.38	81.2/66.8	57.7/55.4	1095	0.75	350	46.8	70	60.5	46.2	SCROLL	13.2	16.2	19.5	30	208-230/3/60	HTS-FUD-V036	14.8	4.6	VERTICAL
AC-27-2	ELECTRICAL EMER. PANEL ROOM	27th FLOOR	1	11.1	7.3	89	101	2.45	7.18	75/63	52.4/49.5	300	0.5	0	14.7	70	60.5	15.6	SCROLL	5.6	6.6	8.0	15	208-230/3/60	HTS-FUD-H012	12.7	4.3	HORIZONTAL
AC-27-3	ELECTRICAL SWITCH GEAR ROOM	27th FLOOR	4	46.0	35.5	89	101	9.8	10.14	79/65.3	58/55.5	1590	0.6	0	58.9	70	60.2	59.6	SCROLL	14.5	19.0	22.6	35	208-230/3/60	HTS-FUD-H048	14.1	4.7	HORIZONTAL
AC-6-1 AC-8-3	MECHANICAL ROOM	6TH, 8TH FLOOR	2	22.6	14.9	89	101	4.7	7.43	81.4/66.9	55.7/52.8	550	0.5	0	28.3	70	60.4	27.3	SCROLL	7.1	8.1	9.9	15	208-230/3/60	HTS-FUD-V024	15.1	4.9	VERTICAL
AC-6-2 AC-8-4 AC-11-1 AC-15-1 AC-17-1	MECHANICAL ROOM	6TH, 8TH, 11TH, 15TH 17TH FLOOR	1	11.1	7.3	89	101	2.45	7.18	75/63	52.4/49.5	300	0.5	0	14.7	70	60.5	15.6	SCROLL	5.6	6.6	8.0	15	208-230/3/60	HTS-FUD-V012	12.7	4.3	VERTICAL
AC-9-2	MECHANICAL ROOM	9TH FLOOR	3	37.1	27.3	89	101	7.8	7.38	81.2/66.8	57.7/55.4	900	0.5	0	46.8	70	60.5	46.2	SCROLL	13.2	16.2	19.5	30	208-230/3/60	HTS-FUD-V036	14.8	4.6	VERTICAL

NOTES: 1. CAPACITIES INDICATED ARE NOMINAL. ALL UNITS TO BE PROVIDED WITH:
THERMOSTAT, DISCONNECT SWITCH, EXTENDED RANGE VALVE FOR LOW WATER TEMP OPERATION, AND BE PROVIDED WITH EXTRA QUIET SOUND PACKAGE. UNIT TO BE PROVIDED WITH AUTOMATIC CONTROL/BALANCING VALVE TO CLOSE WATER WHEN UNIT IS OFF. THERMOSTAT COLOR SHALL BE WHITE

REGISTER & DIFFUSER SCHEDULE

TYPE	TAG	DESCRIPTION	MANUFACTURER	MATERIAL	MODEL NO.	MAX CFM	MODULE/ DUCT SIZE	NECK SIZE	SPACING WIDTH	DUCT/ SLOT WIDTH	REMARKS
SUPPLY	SG-1	SUPPLY GRILLE	TITUS	STEEL	300RL	354	10X10	–	–	–	SIDEWALL MOUNTED FINISH SELECTION BY ARCHITECT
SUPPLY	SG-2	SUPPLY GRILLE	TITUS	STEEL	300RL	432	12X10	–	–	–	SIDEWALL MOUNTED FINISH SELECTION BY ARCHITECT
SUPPLY	SG-3	SUPPLY GRILLE	TITUS	STEEL	300RL	225	8X8	–	–	–	SIDEWALL AND CEILING MOUNTED FINISH SELECTION BY ARCHITECT
SUPPLY	SG-4	SUPPLY GRILLE	TITUS	STEEL	300RL	115	6X6	–	–	–	SIDEWALL MOUNTED FINISH SELECTION BY ARCHITECT
SUPPLY	SG-5	SUPPLY GRILLE	TITUS	STEEL	300RL	204	10X6	–	–	–	SIDEWALL MOUNTED FINISH SELECTION BY ARCHITECT
SUPPLY	SG-6	SUPPLY GRILLE	TITUS	STEEL	300RL	945	18X12	–	–	–	SIDEWALL MOUNTED FINISH SELECTION BY ARCHITECT
SUPPLY	SG-7	SUPPLY GRILLE	TITUS	STEEL	300RL	246	12X6	–	–	–	SIDEWALL MOUNTED FINISH SELECTION BY ARCHITECT
SUPPLY	CD-1	CEILING DIFFUSER	TITUS	STEEL	OMNI	314	24X24	8"	–	–	CEILING MOUNTED FINISH SELECTION BY ARCHITECT
SUPPLY	CD-2	CEILING DIFFUSER	TITUS	STEEL	OMNI	157	12X12	6"	–	–	CEILING MOUNTED FINISH SELECTION BY ARCHITECT
SUPPLY	CD-3	CEILING DIFFUSER	TITUS	STEEL	OMNI	196	24X24	6"	–	–	CEILING MOUNTED FINISH SELECTION BY ARCHITECT
SUPPLY	CD-4	CEILING DIFFUSER	TITUS	STEEL	OMNI	279	12X12	8"	–	–	CEILING MOUNTED FINISH SELECTION BY ARCHITECT
SUPPLY	LD-1	LINEAR DIFFUSER	TITUS	ALUMINUM	FL-10	75/FT.	–	–	–	(2) 1" SLOT	CEILING MOUNTED FINISH SELECTION BY ARCHITECT
SUPPLY	LD-2	LINEAR DIFFUSER	TITUS	ALUMINUM	FL-10	40/FT.	–	–	–	(1) 1" SLOT	CEILING MOUNTED FINISH SELECTION BY ARCHITECT
SUPPLY	LD-3	LINEAR DIFFUSER	TITUS	ALUMINUM	FL-20	60/FT.	–	–	–	(1) 2" SLOT	CEILING MOUNTED FINISH SELECTION BY ARCHITECT
SUPPLY	LD-4	LINEAR DIFFUSER	TITUS	ALUMINUM	FL-20	120/FT.	–	–	–	(2) 2" SLOT	CEILING MOUNTED FINISH SELECTION BY ARCHITECT
EXHAUST	EG-1	EXHAUST GRILLE	TITUS	ALUMINUM	355FL	133	6X6	–	–	–	SIDEWALL MOUNTED FINISH SELECTION BY ARCHITECT
EXHAUST	EG-2	EXHAUST GRILLE	TITUS	ALUMINUM	355FL	259	8X8	–	–	–	SIDEWALL MOUNTED FINISH SELECTION BY ARCHITECT
EXHAUST	EG-3	EXHAUST GRILLE	TITUS	ALUMINUM	355FL	354	10X10	–	–	–	CEILING MOUNTED FINISH SELECTION BY ARCHITECT
RETURN	RG-1	RETURN GRILLE	TITUS	STEEL	355RL	354	10X10	–	–	–	CEILING MOUNTED FINISH SELECTION BY ARCHITECT
RETURN	RG-2	RETURN GRILLE	TITUS	STEEL	355RL	133	6X6	–	–	–	CEILING MOUNTED FINISH SELECTION BY ARCHITECT
RETURN	RG-3	RETURN GRILLE	TITUS	STEEL	355RL	1024	20X20	–	–	–	CEILING MOUNTED FINISH SELECTION BY ARCHITECT
RETURN	RG-4	RETURN GRILLE	TITUS	STEEL	355RL	610	14X14	–	–	–	CEILING MOUNTED FINISH SELECTION BY ARCHITECT

POOL AC UNIT SHCEDULE

UNIT TAG	SERVICE	MANUFACTURER	MODEL NO.	LOCATION	TONNAGE	TOTAL COOLING (MBH)	SENSIBLE COOLING (MBH)	AUX AIR HEATING COIL EWT	AUX LWT	AUX GPM	AUX WPD	AUX TOTAL HEATING (MBH)	AIR EVAPORATOR TOTAL CAPACITY (MBH)	AIR EVAP. SENSIBLE CAPACITY (MBH)	AIR EVAP. MOISTURE REMOVAL (LBS/HR)	AIR EVAP. MAX AIR PD (FT H20)	REHEAT AIR CONDENSER REHEAT CAPACITY (MBH)	REHEAT MAX AIR PD (FT H20)	SUPPLY FAN QTY	SUPPLY FAN CFM	SUPPLY FAN EXTERNAL S.P. (WG)	SUPPLY FAN MOTOR SPEED (RPM)	SUPPLY FAN FLA	EXHAUST AIR/OA CONDENSER FAN QTY	EXHAUST CFM	EXHAUST EXTERNAL S.P. (WG)	EXHAUST MOTOR SPEED (RPM)	EXHAUST FLA	OUTSIDE AIR INTAKE CODE OA PROVISION (CFM)	OUTSIDE AIR INTAKE OA CONDENSER MODE (CFM)	COMPRESSOR QTY	COMPRESSOR REFRIG. TYPE	COMPRESSOR RLA EA	COMPRESSOR LRA EA	VOLTS/HZ/PH	MIN. CIRCUIT AMP.	MAX FUSE/ HACR	EER	COP	REMARKS
AC-2-1	POOL RM	POOLPAK	EC 012 HP OAC	2nd FLOOR	12	157	96	150	130	16	8.3	160	157	96	62	0.15	199	0.7	2	4898	2.6	1700	8.0	2	7734	0.8	1700	8.0	1400	7734	2	R407C	25	164	200-210/60/3	88	113	10.8	3.26	HORIZONTAL

NOTES:
1. LATEST TECHNOLOGY ECM FAN MOTORS, FEATURING BRUSHLESS DC MOTORS AND INTEGRAL VARIABLE SPEED INVERTERS.
2. APPLIED CORROSION PROTECTION: GOLD EPOXY COATED COILS, PVC COATED PANELS AND BULKHEADS, ANODIZED ALUMINUM FRAME, PVC COATED AIR DAMPERS AND FAN IMPELLERS.
3. 1 INCH DOUBLE WALL 21GA PVC COATED G-90 GALVANIZED STEEL INTERIOR AND EXTERIOR PANEL WALLS.
4. FOAM PANEL INSULATION WITH MINIMUM THERMAL RESISTANCE, R-VALUE OF 6.7 FT2-H-F/BTU WITH ALUMINUM SURFACE FOIL FOR SHORT WAVE RADIATION REFLECTION.
5. ELECTRICAL COMPONENTS AND CONTROLS ISOLATED FROM CORROSIVE POOL AIR STREAM.
6. UNIT SHALL BE PROVIDED WITH ECONOMIZER CYCLE

WSHP UNITS SUPPLY GRILLES

MODULE/ DUCT SIZE	MAX CFM	REMARKS
14X8	310	SIDEWALL MOUNTED FINISH SELECTION BY ARCHITECT
14X10	405	SIDEWALL MOUNTED FINISH SELECTION BY ARCHITECT
16X12	600	SIDEWALL MOUNTED FINISH SELECTION BY ARCHITECT
16X16	817	SIDEWALL MOUNTED FINISH SELECTION BY ARCHITECT
12X10	400	SIDEWALL MOUNTED FINISH SELECTION BY ARCHITECT
22X10	685	SIDEWALL MOUNTED FINISH SELECTION BY ARCHITECT
24X12	910	CEILING MOUNTED FINISH SELECTION BY ARCHITECT

NOTE: THIS PLAN IS APPROVED ONLY FOR WORK INDICATED ON THE APPLICATION SPECIFICATION SHEET. ALL OTHER MATTERS SHOWN ARE NOT TO BE RELIED UPON OR TO BE CONSIDERED AS EITHER BEING APPROVED OR IN ACCORDANCE WITH APPLICABLE CODES.

NOTE: TO THE BEST OF MY KNOWLEDGE, BELIEF AND PROFESSIONAL JUDGMENT, THESE PLANS AND SPECIFICATIONS ARE IN COMPLIANCE WITH 2016 NEW YORK CITY ENERGY CONSERVATION CODE (BY APPLICATION OF ASHRAE-90.1/2013)

Clara Gomez
APPROVED
Under Directive 2 of 1975
Date: 11/06/2017
NYC Development Hub

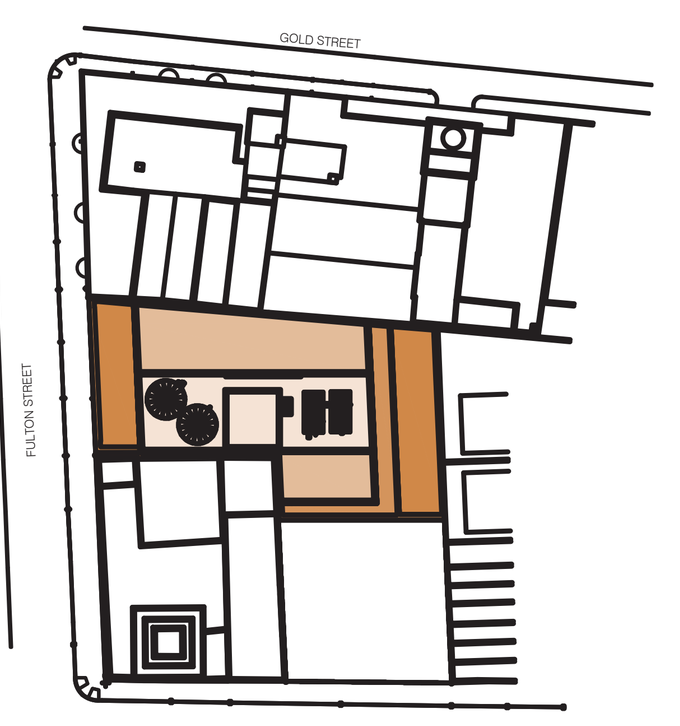

KEY PLAN

NOTES:

Number:	Date:	Revision:
16	09/22/2017	ISSUED TO DOB
15	06/14/2017	100% CD SUBMISSION (3)
14	03/31/2017	95% CD SUBMISSION (2)
13	02/16/2017	RE-SUBMISSION FOR EN COMMENTS
12	01/20/2017	80% CD SUBMISSION (1)
11	01/13/2017	REVISED BUY SET
10	01/06/2017	RE-SUBMISSION FOR EN COMMENTS
9	12/22/2016	RE-SUBMISSION FOR EN COMMENTS
8	11/28/2016	RE-SUBMISSION FOR DOB FILING
7	11/11/2016	CORE & SHELL BUY SET
6	10/07/2016	CORE & SHELL BID SET
5	09/15/2016	PROGRESS SET FOR BUDGETING
4	07/06/2016	HUB FILING SET
3	06/20/2016	100% DD SET
2	05/02/2016	50% DD SET
1	04/11/2016	PRELIMINARY PRICING SET

Project:
130 WILLIAM STREET
130 WILLIAM STREET
NEW YORK, NY 10038

Client:
THE LIGHTSTONE GROUP
130 WILLIAM STREET PROPERTY OWNER LLC
460 PARK AVE, 13TH FLOOR
NEW YORK, NY 10022
(212) 616-9971

Architect:
HILL | WEST ARCHITECTS
11 BROADWAY
17TH FLOOR
NEW YORK, NY 10004
T. 212 213 8007

Creative Director
Adjaye Associates
415 Broadway, 3rd Fl.
New York, NY 10013
(212) 965-8477

Building Structures:
McNamara Salvia
62 West 45th Street, 11th Fl.
New York, NY 10036
(212) 246-9800

MEP Engineer:
Ventrop ECG, LLC
365 W 34th Street, 3rd Fl.
New York, NY 10001
(212) 244-5060

Exterior Facade Consultant:
Gilsanz Murray Steficek, LLP
129 West 27th Street, 5th Fl.
New York, NY 10001
(212) 254-0030

Landscape Architect:
Weintraub Diaz, LLC
19 New Street
Nyack, NY 10960
(845) 353-2500

Civil Engineer & Acoustic Consultant:
AKRF Engineering PC
440 Park Avenue South, 7th Fl.
New York, NY 10016
(646) 388-9829

IT & Security Consultant:
Anj Communications
133 Sunny Ridge Road
Harrison, New York 10528
(914) 967-1967

Pool Consultant:
Integrated Aquatics Engineering, Inc.
75 Shewell Ave
Doylestown, PA 18901
(215) 230-8623

Elevator Consultant:
Jenkins and Huntington
1251 Avenue of the Americas
New York, NY 10020
(212)-696-1818

DOB STAMPS & SIGNATURES:

DWG TITLE:
MECHANICAL
SCHEDULE SHEET 1
NB#121192903

SEAL & SIGNATURE:
STATE OF NEW YORK · WAILOON WONG · LICENSED PROFESSIONAL ENGINEER · 095187

DATE: 11/19/15
PROJECT #: 2015-527
SCALE: NTS
M-400.00
DWG NO.

AIR CONDITIONNING UNIT SCHEDULE

UNIT NO.	AREA SERVED	LOCATION	TYPE	AIR QTY (CFM)	OAI	SUPPLY ESP	SUPPLY FAN MOTOR	OA FILTER	COOLING COIL DATA: EAT CC	LAT CC	TOTAL COOLING MBTU/HR	SENSIBLE COOLING MBTU/HR	HOT GAS REHEAT MBTU/HR	HOT GAS REHEAT LAT	EWT CONDENSER	LWT CONDENSER	FLOW RATE	MAX PRESSURE DROP	HEATING COIL DATA: HEATING EAT	HEATING LAT	HEATING CAPACITY MBTU/HR	HEATING EWT	HEATING LWT	FLOW RATE	MAX PRESSURE DROP	VOLTAGE	# OF COMPRESSORS	MCA	MCOP	EER	UCA MODEL	MANUFACTURER
AC-R-1	APARTMENTS	ROOF MER	HORIZONTAL	14,000	14,000	3	2 @ 7.5	2" MERV11	92/74	54.3/54.3	926	586	273	72	87	98	210	18	10	93	1264	150	130	128	15	460/60/3	4	134.1	150	12	VZWD70G4DTAA-C-X	UNITED COOLAIR

ZONE REGISTER TERMINALS SCHEDULE

TAG.	TYPE	MANUFACTURER	MODEL NO.	BOX DIMENSIONS L x W x H	DUCT SIZE	NO. OF CARS IN ASSEMBLY	AIRFLOW RANGE	DIFFERENTIAL PRESSURE RANGE IN. WG.	VOLT/PH/HZ
ZRT-A	ZRT-S	ALDES	ZRT-S-2-6-120MAX-0/175	10x10	6"	1	0 / 175	0.2-0.8	120/1/60
ZRT-B	ZRT-PDIL	ALDES	ZRT-PDIL-16x8-120-75/200	16x21-5/8x8	16"x8"	2	75 / 200	0.2-0.8	120/1/60
ZRT-C	ZRT-PDIL	ALDES	ZRT-PDIL-24x12-120-100/450	24x25-5/8x12	24"x12"	2	100 / 450	0.2-0.8	120/1/60
ZRT-D	ZRT-PDIL	ALDES	ZRT-PDIL-24x12-120-265/500	24x25-5/8x12	24"x12"	2	265 / 500	0.2-0.8	120/1/60
ZRT-E	ZRT-PDIL	ALDES	ZRT-PDIL-24x12-120-175/500	24x25-5/8x12	24"x12"	2	175 / 500	0.2-0.8	120/1/60
ZRT-F	ZRT-PDIL	ALDES	ZRT-PDIL-24x12-120-375/700	24x25-5/8x12	24"x12"	2	375 / 700	0.2-0.8	120/1/60

NOTES:
1. ALL DUCTWORK AND ASSOCIATED RISERS CONTAINING CONSTANT AIR REGULATING DEVICES SHALL BE CONSTRUCTED AND SEALED TO MINIMIZE LEAKAGE TO NO GREATER THAN 5%. DUCT LEAKAGE TESTING SHALL BE CONDUCTED DURING PHASE OF CONSTRUCTION WHERE FULL ACCESS TO RISERS ARE AVAILABLE AND LEAKAGE TESTING CAN BE 100% COMPLETED PRIOR TO SHEETROCKING THE WALLS. ZRT ASSEMBLIES SHALL BE PROVIDED WITH 1/4" INSULATION FOR ACOUSTICAL NOISE REDUCTION.
2. ZRT AND CAR ASSEMBLIES SHALL BE INSTALLED AND SEALED TO AVOID LEAKAGE. ZRT HEIGHTS AND LOCATIONS SHALL BE COORDINATED WITH CEILING CONTRACTOR TO ENSURE A FLUSH INSTALLATION WITH SHEETROCK CEILING.
3. ZRT SHALL BE PROVIDED WITH LINE VOLTAGE SPRING RETURN ACTUATOR. UPON POWERING UP VIA LIGHT SWITCH OR OTHER POWER SOURCE THE ACTUATOR SHALL MODULATE THE MINIMUM CAR-II OUT OF THE AIRSTREAM ALLOWING THE MAXIMUM CAR-II TO BALANCE TO MAXIMUN CFM. UPON LOSS OF POWER OR THE LIGHT SWITCH TURNING OFF THE DAMPER SPRING RETURN SHALL CLOSE THE DAMPER ALLOWING THE MINUMUN CAR-II TO MAINTAIN MINUMUN CFM SETPOINT.
4. ZRT ASSEMBLIES SHALL BE CAPABLE OF POWERING UP TRACKING DEVICES SUCH AS ZRT'S USED ON THE SUPPLY FOR MAKE UP AIR APPLICATIONS.
5. SUBMIT DIFFUSER AND GRILLES NC RATINGS FOR APPROVAL
COORDINATE FINISH WITH ARCHITECT

SAND FILTER SCHEDULE

UNIT No.	SERVICE	GPM	TDH	MAX. PSIG	AUTOMATIC BACKWASH DIFFERENTIAL PRESSURE,	ELECTRICAL DATA: VOLTS	PH	HP	MANUFACTURER AND MODEL	DIMENSIONS L x W x H (IN)	OPERATING WEIGHT LBS(EA.)	REMARKS
FU-1	CONDENSER WATER	45	50	100	16	208	3	2	PEP HMF2-24-SS	63"x28"x63"	1,300	

NOTE:
1. PROVIDE 7-DAY CLOCK WITH A PUSH BUTTON OVERRIDE
2. PROVIDE NFS GRADE UNIMEDIA HIGH EFFICIENCY MEDIA PACK.
3. ISOLATION RAILS W/SPRING TYPE VIBRATION ISOLATORS
4. ALL SYSTEM COMPONENTS ARE PRE-PIPED, FACTORY TESTED AND SKID MOUNTED ON A 304 STAINLESS STEEL C4 CHANNEL BASE.
5. START UP AND COMMISSIONING BY EQUIPMENT MANUFACTURER.

EXPANSION TANK SCHEDULE

BELL & GOSSETT AS STD.

UNIT NO.	SERVICE	LOCATION	LENGTH/ HEIGHT (IN)	DIAM. (IN)	ACCEPT CAPAC. (GAL)	WORK. PRESS. (PSIG)	OPERATING WEIGHT (LBS)	MANUFACTURER & MODEL NO.	REMARKS
ET-1	SECONDARY WATER SYSTEM	27TH FL. MER	50-7/8	24	80	125	928	B-300	FIELD CHARGE PRESS -12 PSIG
ET-2	SECONDARY WATER SYSTEM	27TH FL. MER	36-7/8	24	53	125	629	B-200	FIELD CHARGE PRESS -12 PSIG
ET-3	SECONDARY WATER SYSTEM	27TH FL. MER	32	16	25	250	286	NLAP-100	FIELD CHARGE PRESS -12 PSIG
ET-4	SECONDARY WATER SYSTEM	27TH FL. MER	57-1/2	24	104	250	1120	NLAP-400	FIELD CHARGE PRESS -12 PSIG
ET-5	SECONDARY WATER SYSTEM	ROOF FL. MER	19-1/2	12	8	125	110	D-15V	FIELD CHARGE PRESS -12 PSIG

AIR SEPARATOR SCHEDULE

BELL & GOSSETT AS STD.

UNIT NO.	SERVICE	LOCATION	LENGTH/ HEIGHT (IN)	DIAM. (IN)	CAPAC. (GPM)	WORK. PRESS. (PSIG)	OPERATING WEIGHT (LBS)	MANUFACTURER & MODEL NO.	REMARKS
AS-1	SECONDARY WATER SYSTEM	27TH FL. MER	64-11/16	30	3600	125	2052	RL-10F	
AS-2	SECONDARY WATER SYSTEM	27TH FL. MER	31-7/16	12-3/4	300	125	263	RL-4F	
AS-3	SECONDARY WATER SYSTEM	27TH FL. MER	31-7/16	12-3/4	300	300	263	RL-4F	
AS-4	SECONDARY WATER SYSTEM	27TH FL. MER	54	24	1900	300	1171	RL-8F	
AS-5	SECONDARY WATER SYSTEM	ROOF FL. MER	31-7/16	12-3/4	300	125	263	RL-4F	

HYDRONIC UNIT HEATER SCHEDULE

TAG	TYPE	CFM	MBH	EWT °F	LAT °F	GPM	WPD FT. H_2O	MOTOR: RPM	H.P.	V/PH/HZ	MFGR / MODEL
UH-A	HORIZ.	340	18	150	107	0.25-5	0.5	1550	1/60	115/1/60	MODINE: HC-18

FAN SCHEDULE

UNIT NO.	LOCATION	SERVICE	CFM	TOTAL STATIC	RPM	TYPE	MODEL NO.	BHP	MOTOR HP	Volt/Ph/Hz	REMARKS
GEF-11-1	11 FL. MER	POOL ROOM	250	1.4"	1725	INLINE	BSQ-70-5	0.44	0.5	115/1/60	
TEF-15-1	15 FL. MER	OAU-13-1 TOILET EXHAUST	6095	5.2"	1725	BLOWER	USF-222-10-BI-75	7.23	7.5	208/3/60	
GEF-27-1	27 FL. MER	TRASH ROOM	1725	2.2"	1725	INLINE	BSQ-180HP-15	1.26	1.5	208/3/60	
GEF-27-2	27 FL. MER	TRASH ROOM	1700	1.7"	1725	INLINE	BSQ-180HP-10	0.92	1	208/3/60	
GEF-27-3	27 FL. MER	OAU-27-1	6400	4.7"	1725	INLINE	QEID-22-100-A100	9.05	10	208/3/60	
KEF-27-1	27 FL. MER	APARTMENT KITCHEN	4,200	2"	1725	INLINE	BSQ-240HP-30	2.57	3	208/3/60	
TEF-R-1	ROOF.	APARTMENT KITCHEN	800	1.1"	1725	BLOWER	USF-215-10-BI-4	.27	0.25	115/1/60	
TEF-R-2	ROOF.	APARTMENT KITCHEN	1,325	2.3"	1725	BLOWER	USF-215-10-BI-10	.78	1	208/3/60	
TEF-R-3	ROOF.	APARTMENT KITCHEN	2,475	1.8"	1725	BLOWER	USF-222-10-BI-7	.74	0.75	208/3/60	
TEF-R-4	ROOF.	APARTMENT KITCHEN	840	1.6"	1725	BLOWER	USF-210-10-BI-5	.39	0.5	115/1/60	
KEF-R-1	ROOF.	APARTMENT KITCHEN	3,000	1.7"	2300	CENTRIFUGAL IMPELLER	ENERVEX BEF400	---	2	208-240/3/60	VFD
KEF-R-2	ROOF	APARTMENT KITCHEN	3,300	2"	2300	CENTRIFUGAL IMPELLER	ENERVEX BEF400	---	2	208-240/3/60	VFD
KEF-R-3	ROOF	APARTMENT KITCHEN	1200	1.5"	2300	CENTRIFUGAL IMPELLER	ENERVEX BEF350	---	2	208-240/3/60	VFD
DEF-R-1	ROOF	APARTMENT DRYER	1380	1.4"	2300	CENTRIFUGAL IMPELLER	ENERVEX BEF350	---	2	208-240/3/60	VFD
DEF-R-2	ROOF	APARTMENT DRYER	920	1.2"	2000	CENTRIFUGAL IMPELLER	ENERVEX BEF300	---	1	208-240/3/60	VFD
DEF-R-3	ROOF	APARTMENT DRYER	1380	0.8"	2300	CENTRIFUGAL IMPELLER	ENERVEX BEF350	---	2	208-240/3/60	VFD
SPF-R-1	ROOF	STAIR SUPPLY	12,031	1.126"	1170	DIRECT DRIVE AXIAL	AX-80-400-0925-B75	---	7.5	208/3/60	EMERGENCY POWER
SPF-R-2	ROOF	STAIR SUPPLY	12,031	1.126"	1170	DIRECT DRIVE AXIAL	AX-80-400-0925-B75	---	7.5	208/3/60	EMERGENCY POWER
SF-11-1	11th FLOOR	AC UNIT OA SUPPLY	5,900	2.15"	1740	CENTRIFUGAL IMPELLER	ENERVEX BEF600	---	5	208-240/3/60	AC-1-1 VFD
SF-11-2	11th FLOOR	AC UNIT OA SUPPLY	650	2.05"	2300	CENTRIFUGAL IMPELLER	ENERVEX BEF350	---	2	208-240/3/60	AC-C-3; C-4; C-5; C-6 VFD
SF-11-3	11th FLOOR	AC UNIT OA SUPPLY	4,880	1.3"	1740	CENTRIFUGAL IMPELLER	ENERVEX BEF600	---	5	208-240/3/60	AC-7-1; 7-2; 7-3; 7-4; 8-1; 8-2 VFD
DEF-1	CELLAR	DRYER EXHAUST	1,200	1.6"	2300	CENTRIFUGAL IMPELLER	ENERVEX BEF350	---	2	208-240/3/60	VFD
DSF-1	CELLAR	DRYER SUPPLY	1,200	2.1"	2300	CENTRIFUGAL IMPELLER	ENERVEX BEF350	---	2	208-240/3/60	VFD

SPLIT AIR CONDITIONING UNIT SCHEDULE (AIR COOLED)

"MITSUBISHI" AS STANDARD

SPACE MOUNTED DX FAN COIL UNIT (INDOOR UNITS)

MARK	SERVICE	MODEL NUMBER	LOCATION	CONFIGURATION	NOM. TONS	TOTAL CLG. MBH	SENSIBLE CLG. MBH	HTG. MBH @ 47/17	DIMENSIONS HxWxD (IN.)	WEIGHT (LBS)	MIN CFM	MAX CFM	MIN O.A CFM	POWER CONSUMPTION: COOLING W	HEATING W	FAN OUTPUT (W)	ELECT. DATA VOLT/PH/HZ	FLA	MCA	FILTERS	NOTES
AC-R-2	EMR ROOF	PKA-A36KA6	EMR ROOF X2	WALL MOUNTED	3	34.2	–	37/25	14-3/8X46-1/6X11-5/8	46	705	920	0	5,030	3,610	56	208-230/1/60	0.75	1		
AC-R-3	ELEC. SWITCH BOARD ROOM ROOF	PKA-A36KA6	ROOM ROOF	WALL MOUNTED	3	34.2	–	37/25	14-3/8X46-1/6X11-5/8	46	705	920	0	5,030	3,610	56	208-230/1/60	0.75	1		
AC-27-1	EMR 27TH FLOOR	PKA-A36KA6	EMR 27TH FLOOR	WALL MOUNTED	3	34.2	–	37/25	14-3/8X46-1/6X11-5/8	46	705	920	0	5,030	3,610	56	208-230/1/60	0.75	1		
AC-C-8	EMR CELLAR FLOOR	PLFY-P36NEMU-E	EMR CELLAR FL	CEILING RECESSED	3	36	–	40/25	11-3/4X33-3/32X33-3/32	51	706	1201	0	5,030	3,610	120	208-230/1/60	0.9	1.13		

OUTDOOR CONDENSING UNIT

MARK	MODEL NUMBER	LOCATION	REFRIG.	EER	COOLING NOMINAL MBH	HEATING NOMINAL MBH	ELECT. DATA VOLT/PH/HZ	COMPRESSOR RLA/LRA	FAN OUTPUT (KW)	FAN MOTOR (FLA)	MCA / MOCP	FAN CFM	DIMENSIONS HxWxD (IN.)	WEIGHT LB	REFRIGERANT PIPING: LIQUID	HOT GAS	NOTES
CU-R-2	PUZ-A36NHA6	EMR ROOF X2	R410A	6.8	3	3	208-230/1/60	- / -	--	-	25 / 40	1940	37-1/8X37-3/8X13+1-3/16	165	3/8"	5/8"	
CU-R-3	PUZ-A36NHA6	MAIN ROOF	R410A	6.8	3	3	208-230/1/60	- / -	--	-	25 / 40	1940	37-1/8X37-3/8X13+1-3/16	165	3/8"	5/8"	
CU-27-1	PUZ-A36NHA6	27TH FLOOR	R410A	6.8	3	3	208-230/1/60	- / -	--	-	25 / 40	1940	37-1/8X37-3/8X13+1-3/16	165	3/8"	5/8"	
CU-17-1	PUHY-P72TLMU-A	17TH FLOOR	R410A	16.4	6	6	208-230/1/60	- / -	--	-	25 / 40	6200	37-1/8X37-3/8X13+1-3/16	435	3/8"	7/8"	

NOTES:
1. ALL AC UNITS SHALL BE SUPPORTED FROM STRUCTURE ABOVE WITH VIBRATION ISOLATORS.
2. ALL AC UNITS SHALL BE PROVIDED WITH AIR FILTER.
3. ALL OUTDOOR CONDENSING UNIT SHALL BE PROVIDED WITH ROOF CURBS.

ELECTRIC UNIT HEATER SCHEDULE

TAG	MANUFACTURER	MODEL NUMBER	QUANTITY	CFM	HEATER SIZE (KW)	ELECTRIC DATA	WEIGHT LBS	NOTES
EUH-1	QMARK	MUH0381	SEE PLANS	350	3.0	208V/60HZ/1PH	27	PROVIDE WALL MOUNTED THERMOSTAT

ELECTRIC HEATER SCHEDULE

TAG	AREA SERVED	LENGTH (INCHES)	HEIGHT (INCHES)	DEPTH (INCHES)	WATTS	MANUFACTURER MODEL NUMBER	DESCRIPTION	REMARK
EH-1	SEE PLANS	23 5/8"	23 5/8"	8 3/4"	3000	OUELLET MODEL ODSAU03008	CEILING FAN HEATER	PROVIDE TAMPERPROOF UNIT MOUNTED THERMOSTAT FINISH SELECTION BY ARCHITECT
EH-2	SEE PLANS	8 1/8"	16"	3"	500	OUELLET MODEL OVSU0502	ELECTRIC WALL HEATER	PROVIDE TAMPERPROOF UNIT MOUNTED THERMOSTAT FINISH SELECTION BY ARCHITECT
EH-3	SEE PLANS	8 1/8"	16"	3"	1000	OUELLET MODEL OVSU1002	ELECTRIC WALL HEATER	PROVIDE TAMPERPROOF UNIT MOUNTED THERMOSTAT FINISH SELECTION BY ARCHITECT
EH-4	SEE PLANS	8 1/8"	16"	3"	2000	OUELLET MODEL OVSU2008	ELECTRIC WALL HEATER	PROVIDE TAMPERPROOF UNIT MOUNTED THERMOSTAT FINISH SELECTION BY ARCHITECT
EH-5	GAS METER ROOM	26"	6"	4 1/2"	1000	OUELLET MODEL OPX2A1002	EXPLOSION PROOF CONVECTOR	PROVIDE EXPLOSION PROOF WALL MOUNTED THERMOSTAT FINISH SELECTION BY ARCHITECT

FINNED-TUBE RADIATION SCHEDULE

RITTLING AS STANDARD

SYMBOL	BTUH/LF	E.W.T. (°F)	L.W.T. (°F)	ELEMENT: SIZE	PER FT.	MAT.	ROWS	PIPE: SIZE	MAT.	ENCLOSURE: HGT.	DEPTH	TYPE	MODEL	REMARKS
FTR-A	1464	180	–	3¼"x3¼"	32	AL	3	3/4"	–	18"	4"	GALV. STEEL	¾"C-3¼"x3¼"-32	PROVIDE BUILT IN THERMOSTAT

OUTSIDE AIR UNIT SCHEDULE

UNIT NO.	AREA SERVED	LOCATION	TYPE	AIR QTY (CFM)	EXHAUST	SUPPLY ESP	SUPPLY FAN MOTOR	OA FILTER	RA FILTER	ERV	ENERGY RECOVERY WHEEL: WHEEL SUPPLY STATIC	WHEEL EXHAUST STATIC	WHEEL EFFEC-TIVENESS	SUMMER: EAT WHEEL	LAT WHEEL	RAT WHEEL	WINTER: EAT WHEEL	LAT WHEEL	RAT WHEEL	COOLING COIL DATA: EAT CC	LAT CC	TOTAL COOLING MBTU/HR	SENSIBLE COOLING MBTU/HR	HOT GAS REHEAT MBTU/HR	HOT GAS REHEAT LAT	EWT CONDENSER	LWT CONDENSER	FLOW RATE	MAX PRESSURE DROP	HEATING COIL DATA: HEATING EAT	HEATING LAT	HEATING CAPACITY MBTU/HR	HEATING EWT	HEATING LWT	FLOW RATE (GPM)	MAX PRESSURE DROP (FT)	VOLTAGE	# OF COMPRESSORS	MCA	MCOP	EER	UCA MODEL	MANUFACTURER
OAU-6-1	CORRIDOR	6TH FL MER	HORIZONTAL	2,000	–	2	1 @ 1	2" MERV13	–	NO	–	–	–	–	–	–	–	–	–	95/75	54.9/54.2	140	89	43.2	75	89	101	30	9.5	10	90	150	150	130	18	8	208/60/3	2	48.4	65	12.7	OSWH10G3AFTA-F	UNITED COOLAIR
OAU-15-1	CORRIDOR	15TH FL MER	HORIZONTAL	1,120	–	2	1 @ 1	2" MERV11	–	NO	–	–	–	–	–	–	–	–	–	95/75	54/53.5	80.8	50.8	24	74	89	101	18	18	10	77	82	150	130	10	15	208/60/3	2	34.4	45	12.7	OSWH6G3ADTA-X	UNITED COOLAIR
OAU-13-1	CORRIDOR	13TH FL MER	VERTICAL	6,450	5,895	2	2 @ 5	MERV8/MERV13	MERV8	YES	0.74	0.69	0.75	95/75	80.3/66.8	75/63	10	52.6/42.9	72	80.3/66.8	55.2/54.5	245	178	139	75	89	99	60	23	10	85	532	150	128	50	10	208/60/3	2	96	125	14.2	VZWL20G3ATAB-C-X	UNITED COOLAIR
OAU-27-1	CORRIDOR	27TH FL MER	VERTICAL	6,950	6,400	2	2 @ 5	MERV8/MERV13	MERV8	YES	0.88	0.79	0.73	95/75	80.5/66.9	75/63	10	52/42.5	72	80.5/66.9	55.3/55.1	251	193	157	76	89	99	60	23	10	82	545	150	128	50	10	460/60/3	2	50	60	14.2	VZWL20G4ATAB-C-X	UNITED COOLAIR

1. PROVIDE R-410a GREEN REFRIGERANT FOR ALL UNITS.
2. 100% OUTSIDE AIR UNIT
3. COATED COIL
4. MODULATING HOT GAS REHEAT.
5. FREEZE BLOCK HOT WATER COIL INCLUDING EXPANSION RELIEF HEADERS EQUIPPED WITH PRESSURE AND TEMPERATURE SENSING VALVES TO PREVENT FREEZE DAMAGE TO THE UNITS AND INSTALL IN FIELD).
6. EXTRA QUITE SOUND PACKAGE.
7. STAINLESS STEEL DRAIN PAN.
9. HOT GAS BYPASS.
10. FOR OAU-13-1 AND OAU-27-1 PROVIDE VFD ON SUPPLY FAN AND TOP DISCHARGE SPRING ISOLATED PLENUM FANS.

NOTE: THIS PLAN IS APPROVED ONLY FOR WORK INDICATED ON THE APPLICATION SPECIFICATION SHEET. ALL OTHER MATTERS SHOWN ARE NOT TO BE RELIED UPON OR TO BE CONSIDERED AS EITHER BEING APPROVED OR IN ACCORDANCE WITH APPLICABLE CODES.

NOTE: TO THE BEST OF MY KNOWLEDGE, BELIEF AND PROFESSIONAL JUDGMENT, THESE PLANS AND SPECIFICATIONS ARE IN COMPLIANCE WITH 2016 NEW YORK CITY ENERGY CONSERVATION CODE (BY APPLICATION OF ASHRAE-90.1/2013)

Clara Gomez
APPROVED
Under Directive 2 of 1975
Date: 11/06/2017:
NYC Development Hub

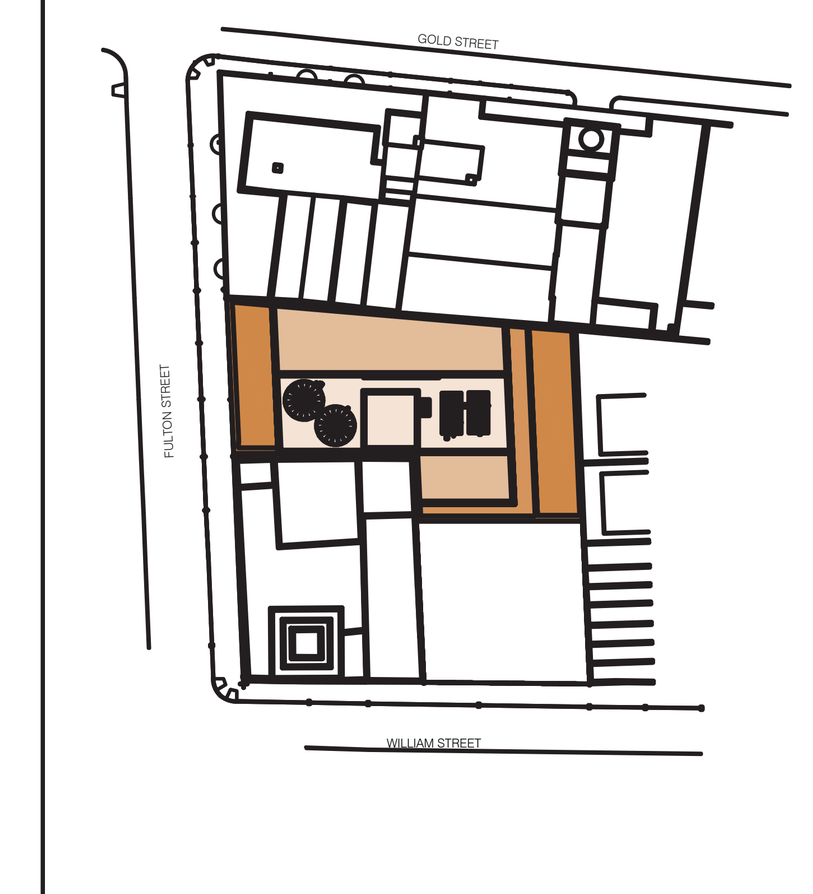

KEY PLAN

NOTES:

Number:	Date:	Revision:
16	09/22/2017	ISSUED TO DOB
15	06/14/2017	100% CD SUBMISSION (3)
14	03/31/2017	95% CD SUBMISSION (2)
13	02/16/2017	RE-SUBMISSION FOR EN COMMENTS
12	01/20/2017	80% CD SUBMISSION (1)
11	01/13/2017	REVISED BUY SET
10	01/06/2017	RE-SUBMISSION FOR EN COMMENTS
9	12/22/2016	RE-SUBMISSION FOR EN COMMENTS
8	11/28/2016	RE-SUBMISSION FOR DOB FILING
7	11/11/2016	CORE & SHELL BUY SET
6	10/07/2016	CORE & SHELL BID SET
5	09/15/2016	PROGRESS SET FOR BUDGETING
4	07/06/2016	HUB FILING SET
3	06/20/2016	100% DD SET
2	05/02/2016	50% DD SET
1	04/11/2016	PRELIMINARY PRICING SET

Project:
130 WILLIAM STREET
130 WILLIAM STREET
NEW YORK, NY 10038

Client:
THE LIGHTSTONE GROUP
130 WILLIAM STREET PROPERTY OWNER LLC
460 PARK AVE, 13TH FLOOR
NEW YORK, NY 10022
(212) 616-9971

Architect:
HILL | WEST ARCHITECTS
11 BROADWAY
17TH FLOOR
NEW YORK, NY 10004
T. 212 213 8007

Creative Director
Adjaye Associates
415 Broadway, 3rd Fl.
New York, NY 10013
(212) 965-8477

Building Structures:
McNamara Salvia
62 West 45th Street, 11th Fl.
New York, NY 10036
(212) 246-9800

MEP Engineer:
Ventrop ECG, LLC
365 W 34th Street, 3rd Fl.
New York, NY 10001
(212) 244-5060

Exterior Facade Consultant:
Gilsanz Murray Steficek, LLP
129 West 27th Street, 5th Fl.
New York, NY 10001
(212) 254-0030

Landscape Architect:
Weintraub Diaz, LLC
19 New Street
Nyack, NY 10960
(845) 353-2500

Civil Engineer & Acoustic Consultant:
AKRF Engineering PC
440 Park Avenue South, 7th Fl.
New York, NY 10016
(646) 388-9829

IT & Security Consultant:
Anj Communications
133 Sunny Ridge Road
Harrison, New York 10528
(914) 967-1967

Pool Consultant:
Integrated Aquatics Engineering, Inc.
75 Shewell Ave
Doylestown, PA 18901
(215) 230-8623

Elevator Consultant:
Jenkins and Huntington
1251 Avenue of the Americas
New York, NY 10020
(212)-696-1818

DOB STAMPS & SIGNATURES:

DWG TITLE:
MECHANICAL
SCHEDULE SHEET 2

NB#121192903

SEAL & SIGNATURE:
STATE OF NEW YORK · WAILOON WONG · 095187 · LICENSED PROFESSIONAL ENGINEER

DATE: 11/19/15
PROJECT #: 2015-527
SCALE: AS NOTED
DWG NO.: M-401.00

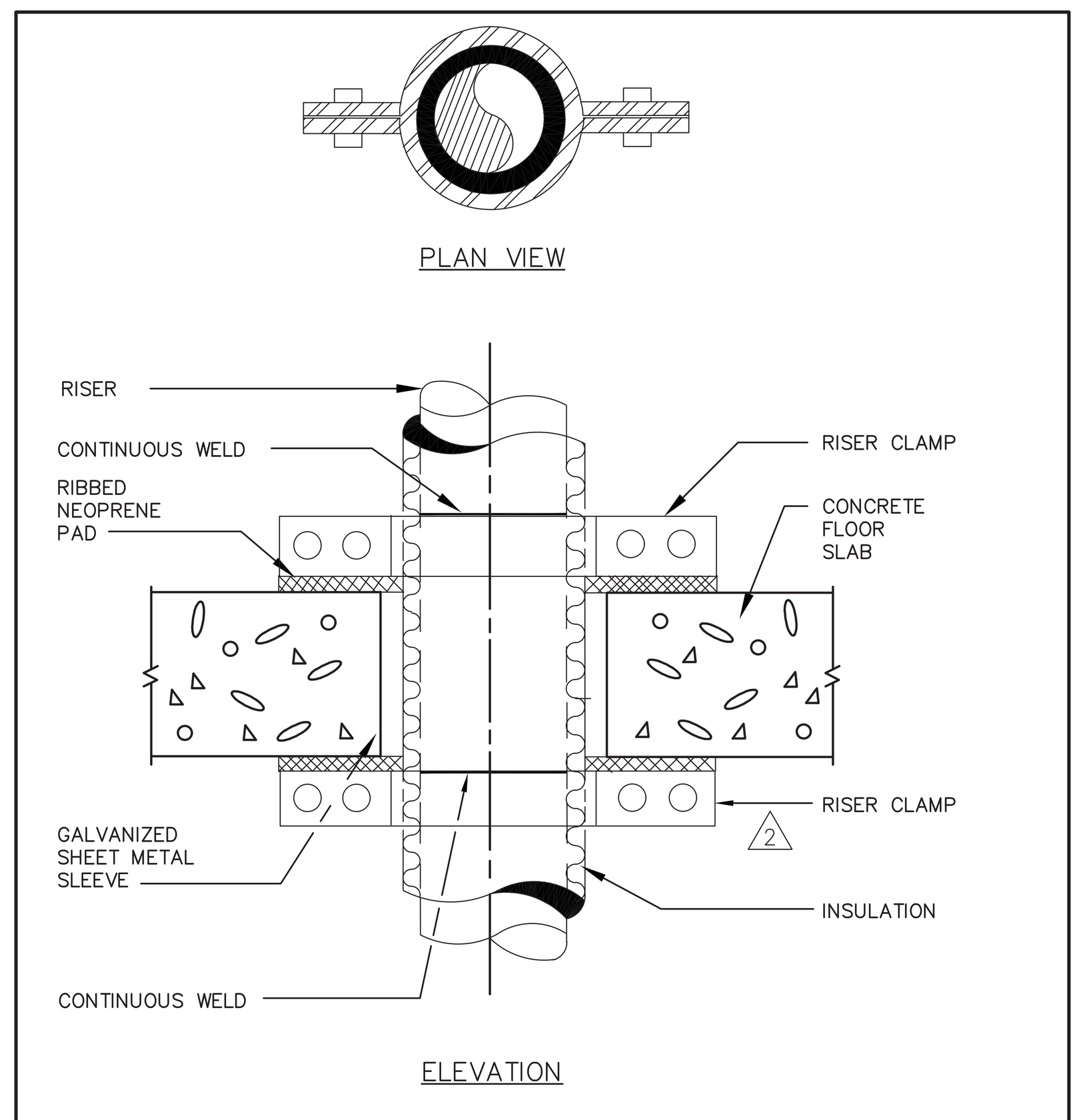

TYPICAL RISER ANCHOR DETAIL

(CONDENSATE PIPING)

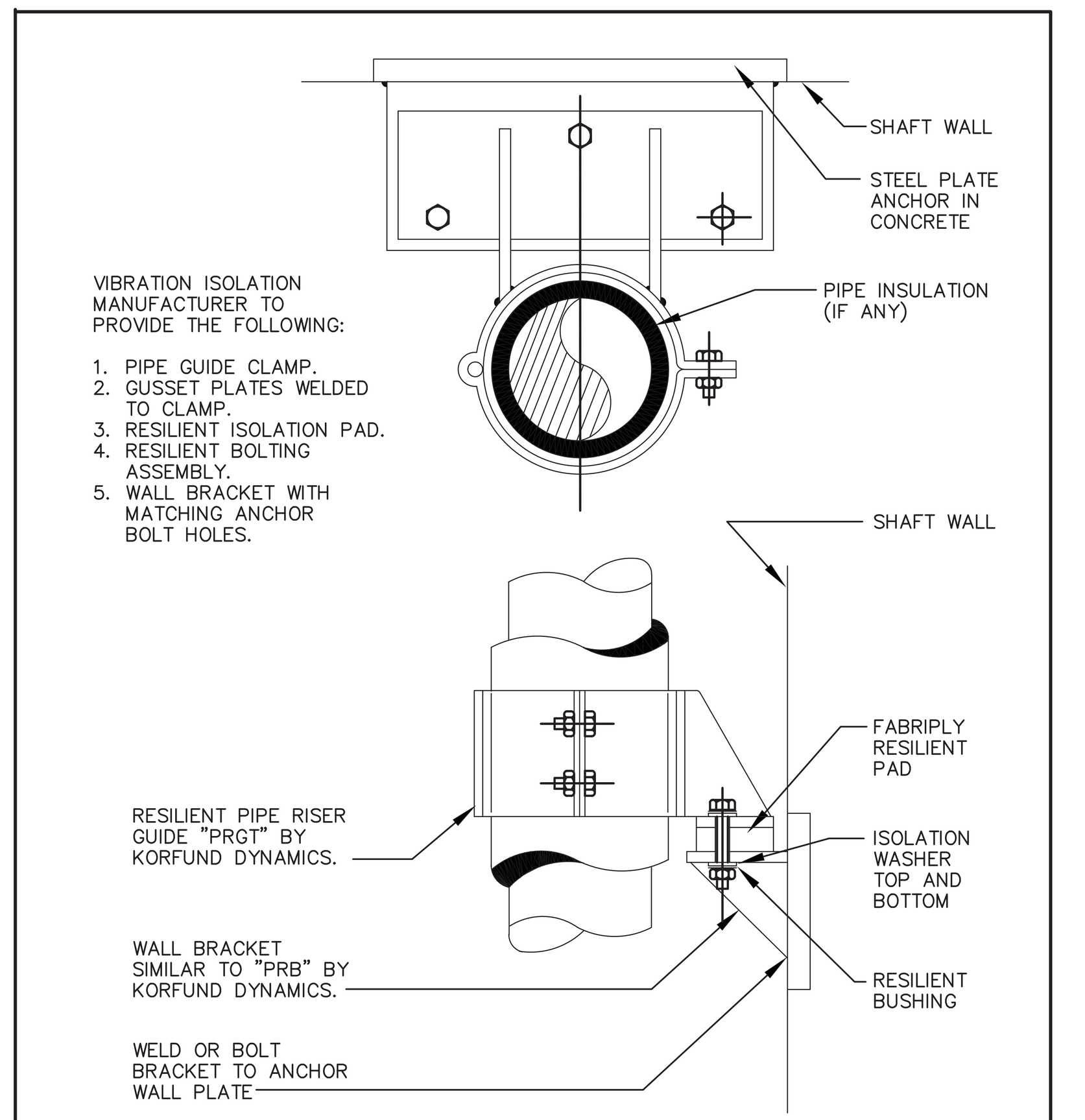

RESILIENT PIPE RISER GUIDE

(FOR PIPE DIAMETERS 6" AND SMALLER)

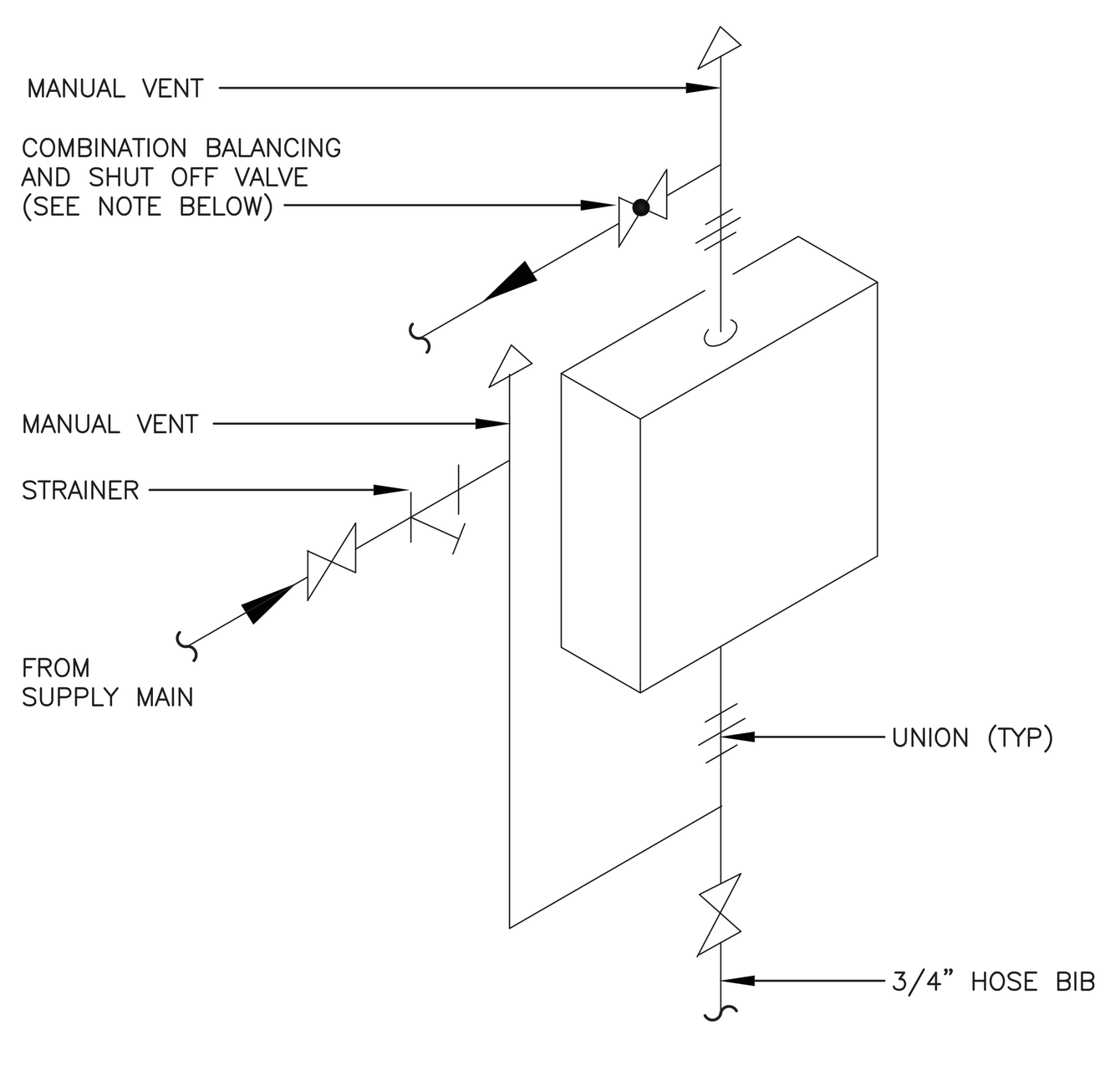

NOTE:
COMBINATION BALANCING VALVE WITH "MEMORY STOP" MAY BE SUBSTITUTED FOR SEPARATE BALANCING VALVE AND GATE VALVE.

UNIT HEATER HOT WATER PIPING

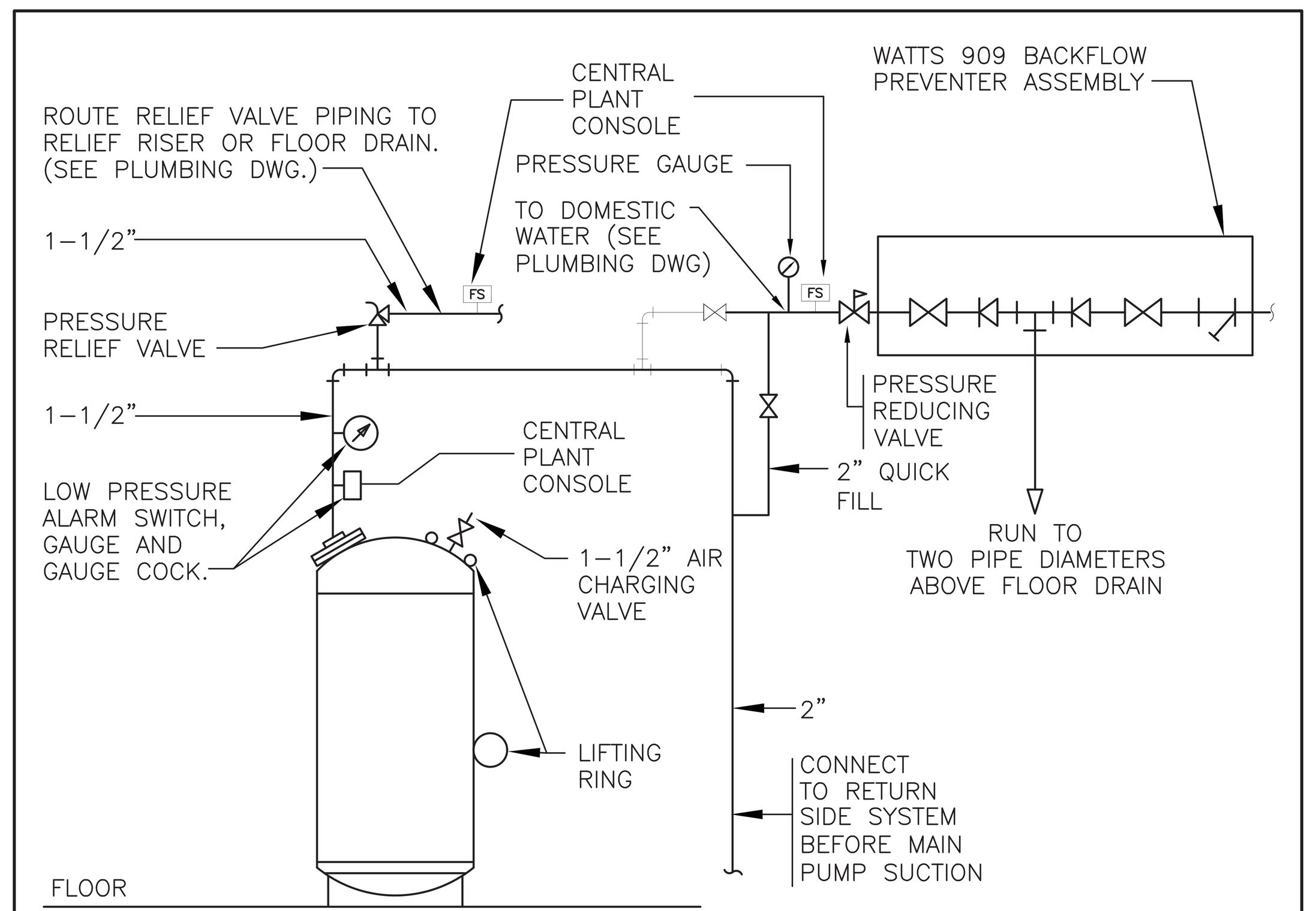

DIAPHRAGM TYPE EXPANSION TANK DETAIL

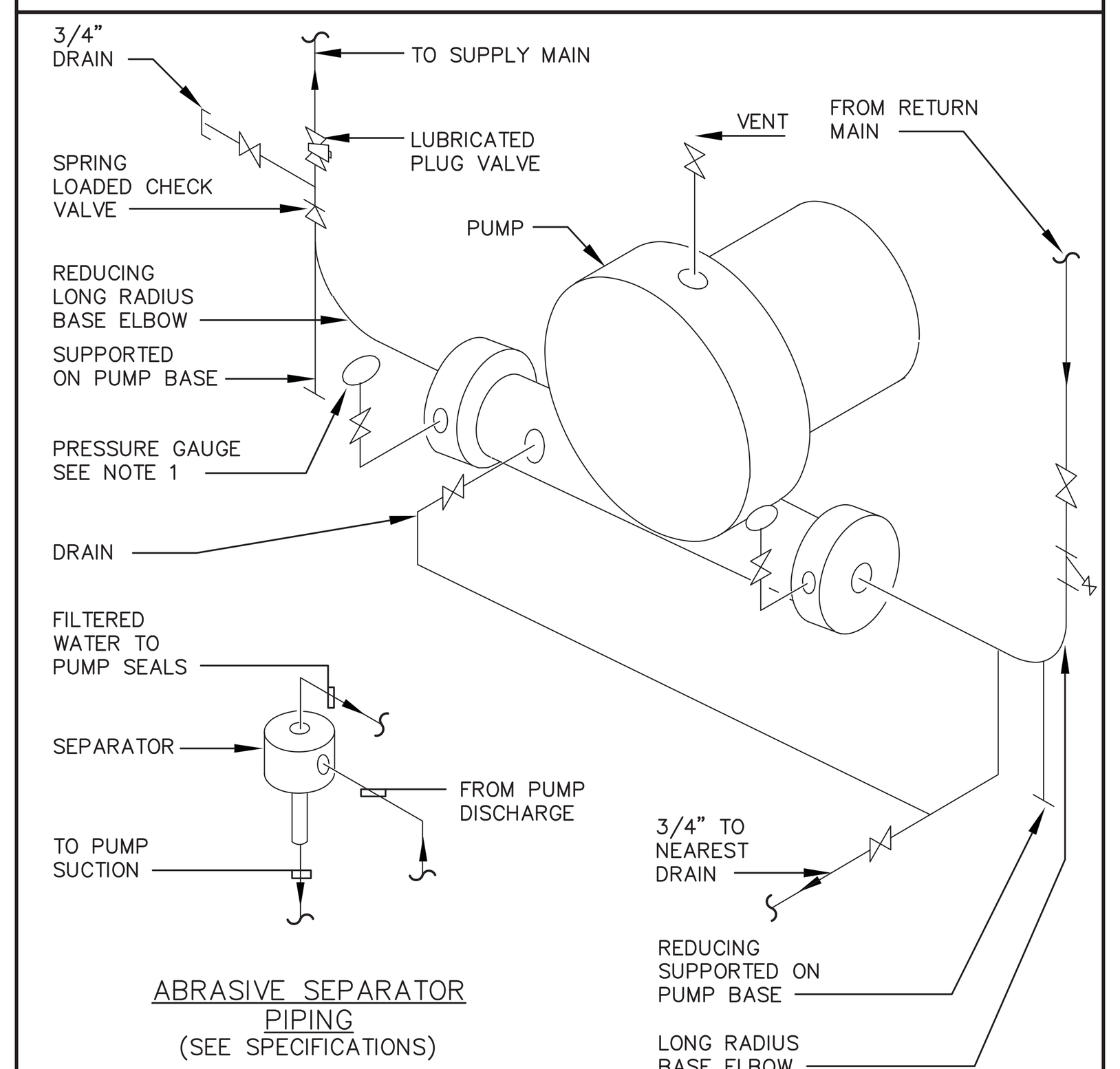

NOTE:
1. INSTALL PRESSURE GAUGES FOR 150% OF WORKING PRESSURE IN 1/4" TAPPING PROVIDED BY PUMP VENDOR.

WATER PUMP PIPING HORIZONTAL SPLIT-CASE

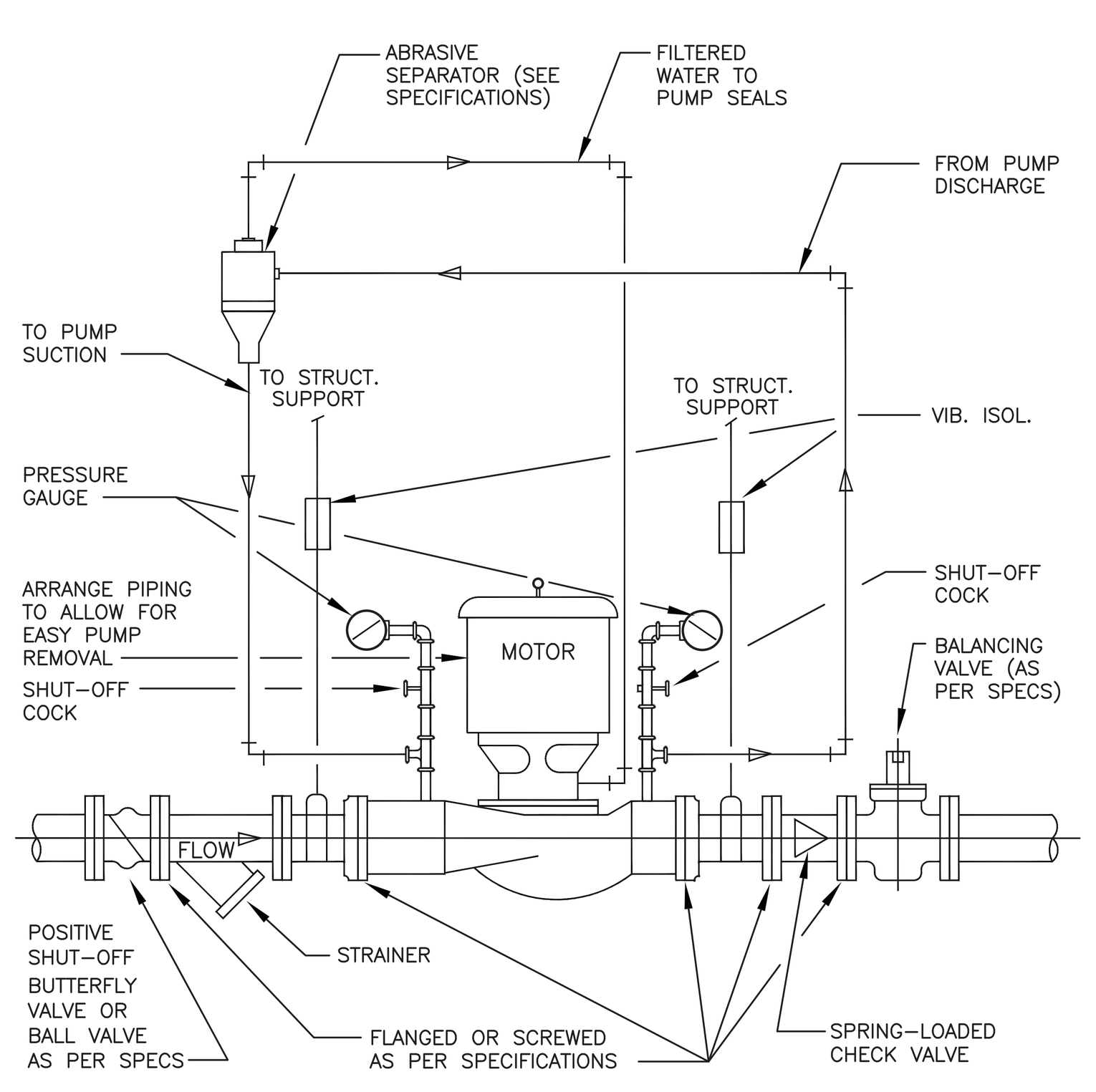

NOTES:
1. IF MOTOR IS IN HORIZONTAL POSITION PROVIDE SEPARATEHANGER FOR MOTOR.
2. PRESSURE GUAGE SHALL BE RATED FOR 150% OF WORKING PRESSURE.

IN LINE PUMP DETAIL

(W/ABRASIVE SEPARATOR PIPING)

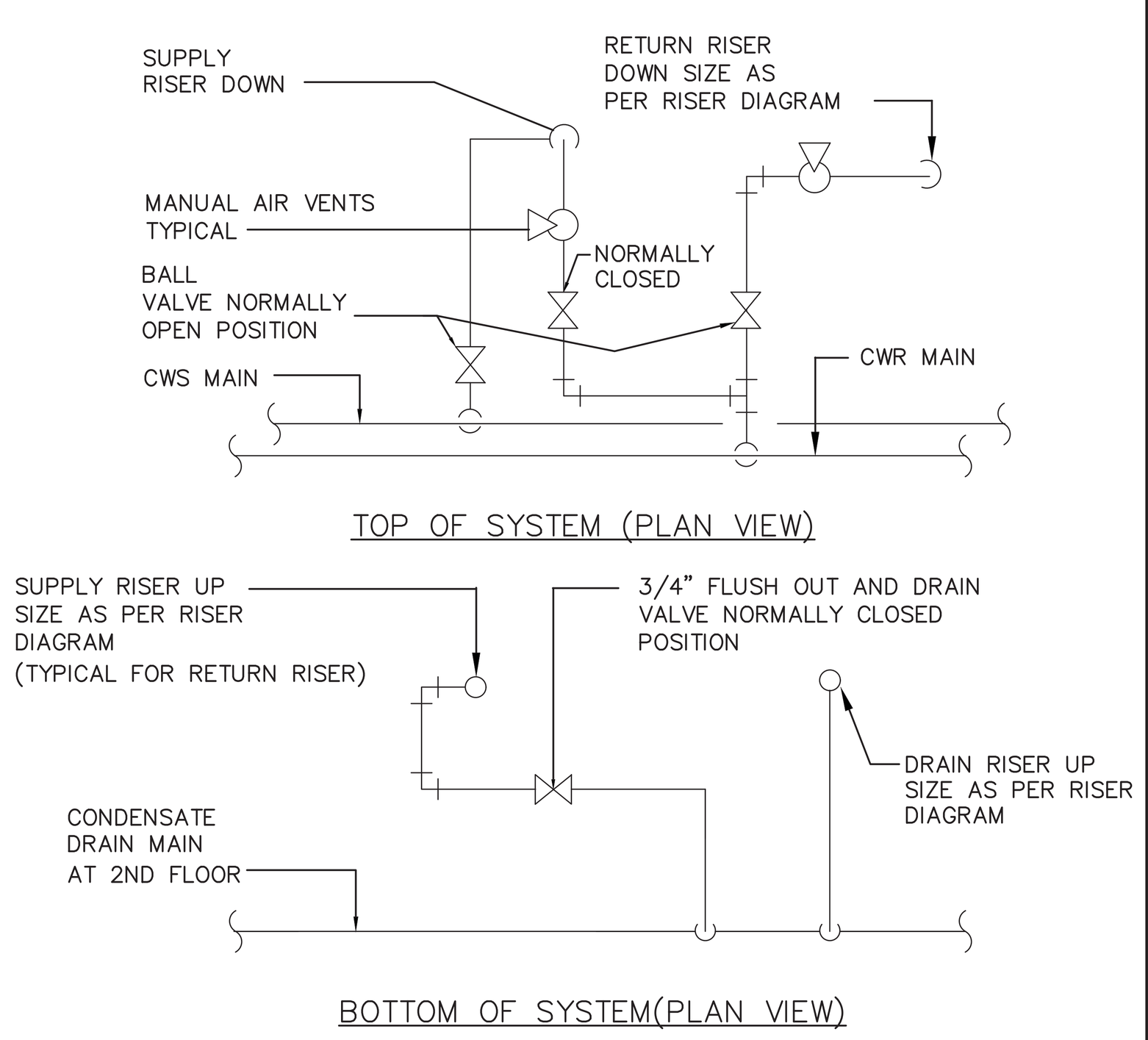

PERIMETER HEAT PUMP UNIT RISER PIPING CONNECTIONS FOR DRAIN DOWN / FLUSHING

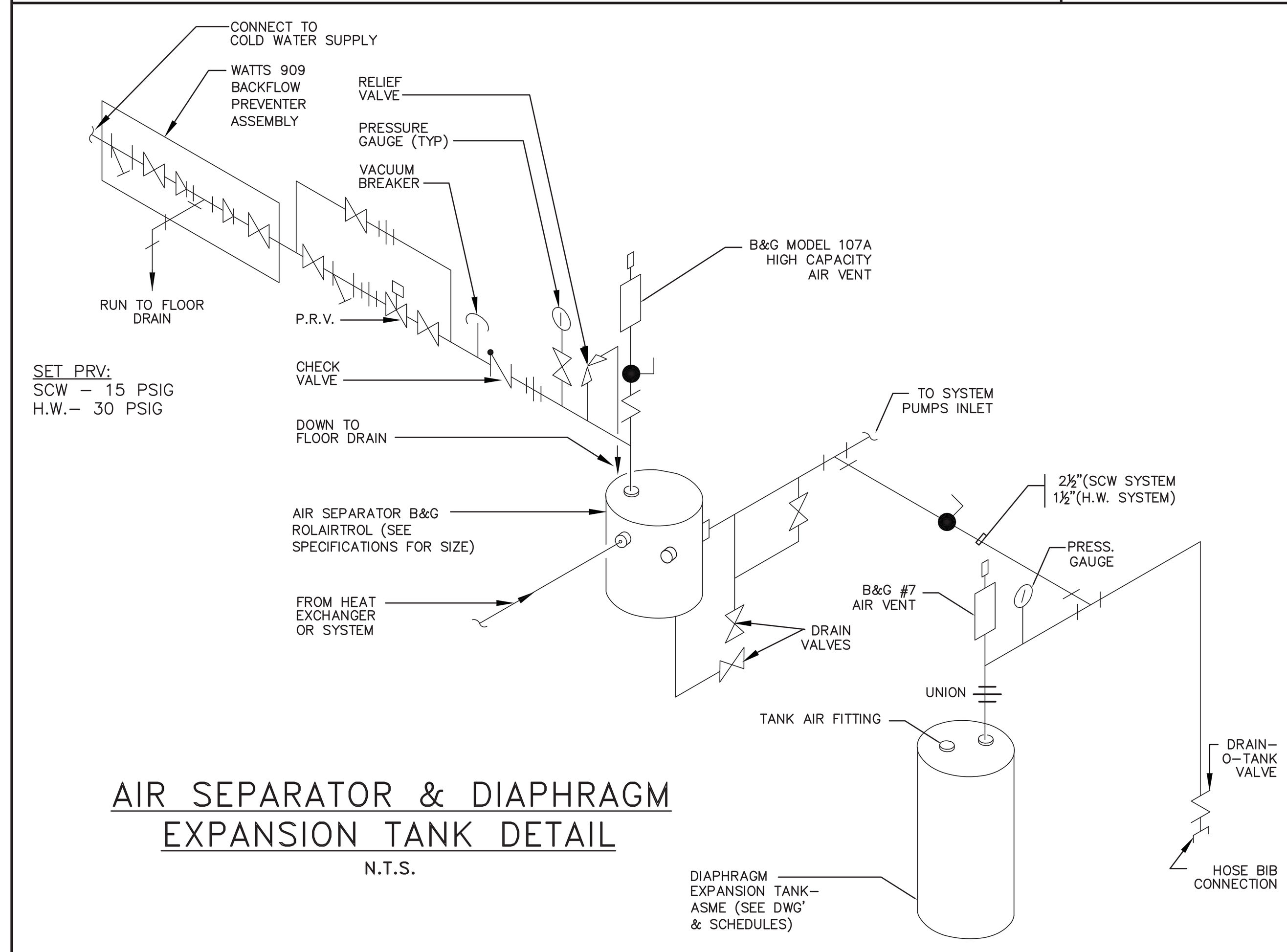

AIR SEPARATOR & DIAPHRAGM EXPANSION TANK DETAIL

N.T.S.

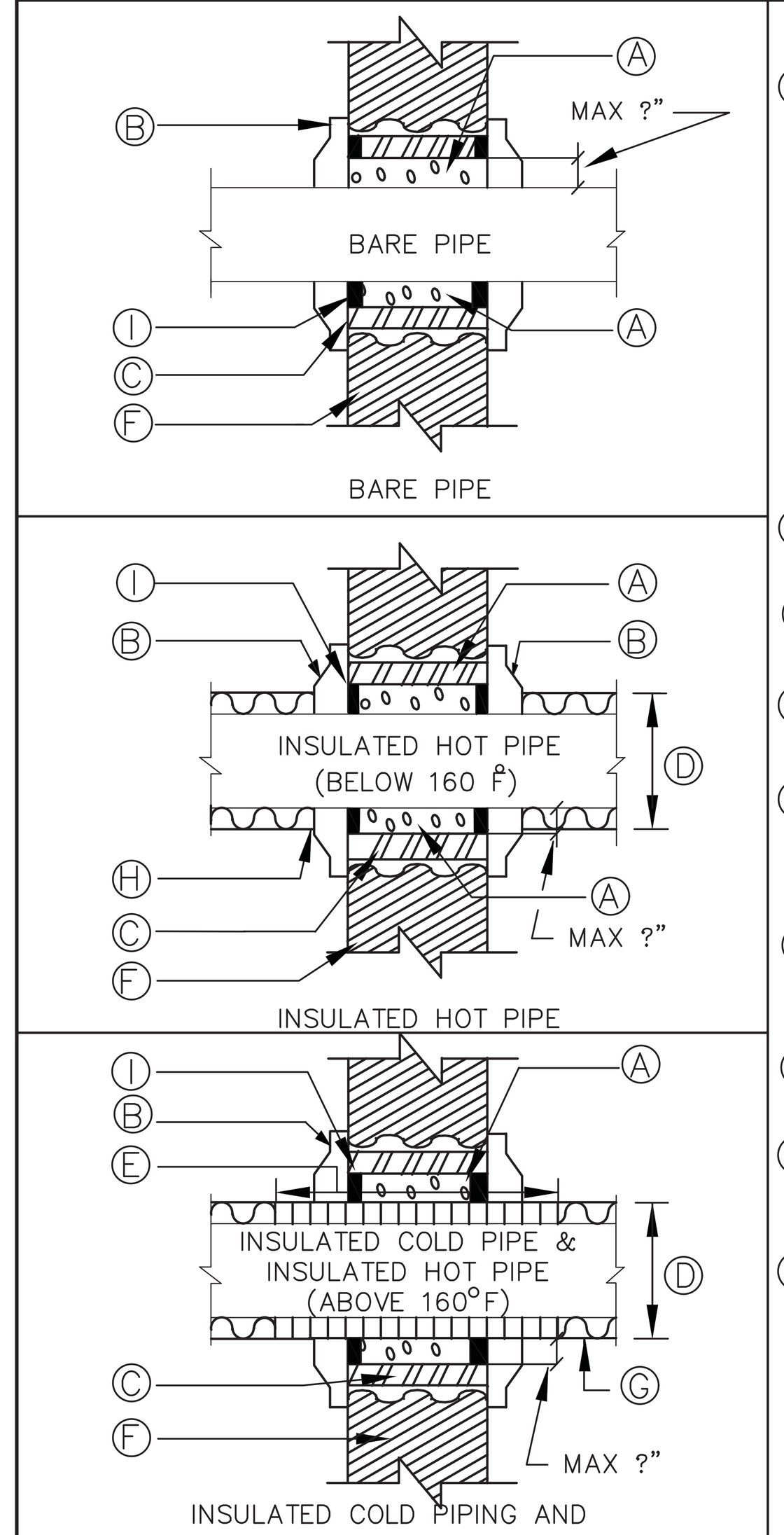

Ⓐ ALL SPACES PACKED FULL DEPTH WITH MINERAL WOOL OR OTHER EQUALLY APPROVED FIRE RESISTIVE MATERIAL (ASBESTOS OR FIBERGLASS SHALL NOT BE USED)

FIRE RESISTANT FOAM SEAL ANT CHASE FOAM CTC P2-855 (NYC MEA#58-79 M#1&11 MAY BE USED. INSTALL-ATION AS PER MANUFAC-TURER.

Ⓑ ESCUTCHEON BOTH SIDES

Ⓒ SLEEVE

Ⓓ DIAMETER OF INSULATED PIPE

Ⓔ ANHYDROUS CALCIUM SILICATE INSULATION THRU SLEEVE

Ⓕ FIRE RATED PARTITION WALL OR FLOOR

Ⓖ FIBERGLASS INSULATION

Ⓗ TERMINATE INSULATION AT ESCUTCHEON

Ⓘ 1/2" DEPTH FIRE STOP FINISH SEALANT (SEE HVAC SPEC)

DETAIL OF PIPING PIERCING FIRE RATED PARTITIONS, WALLS AND FLOORS

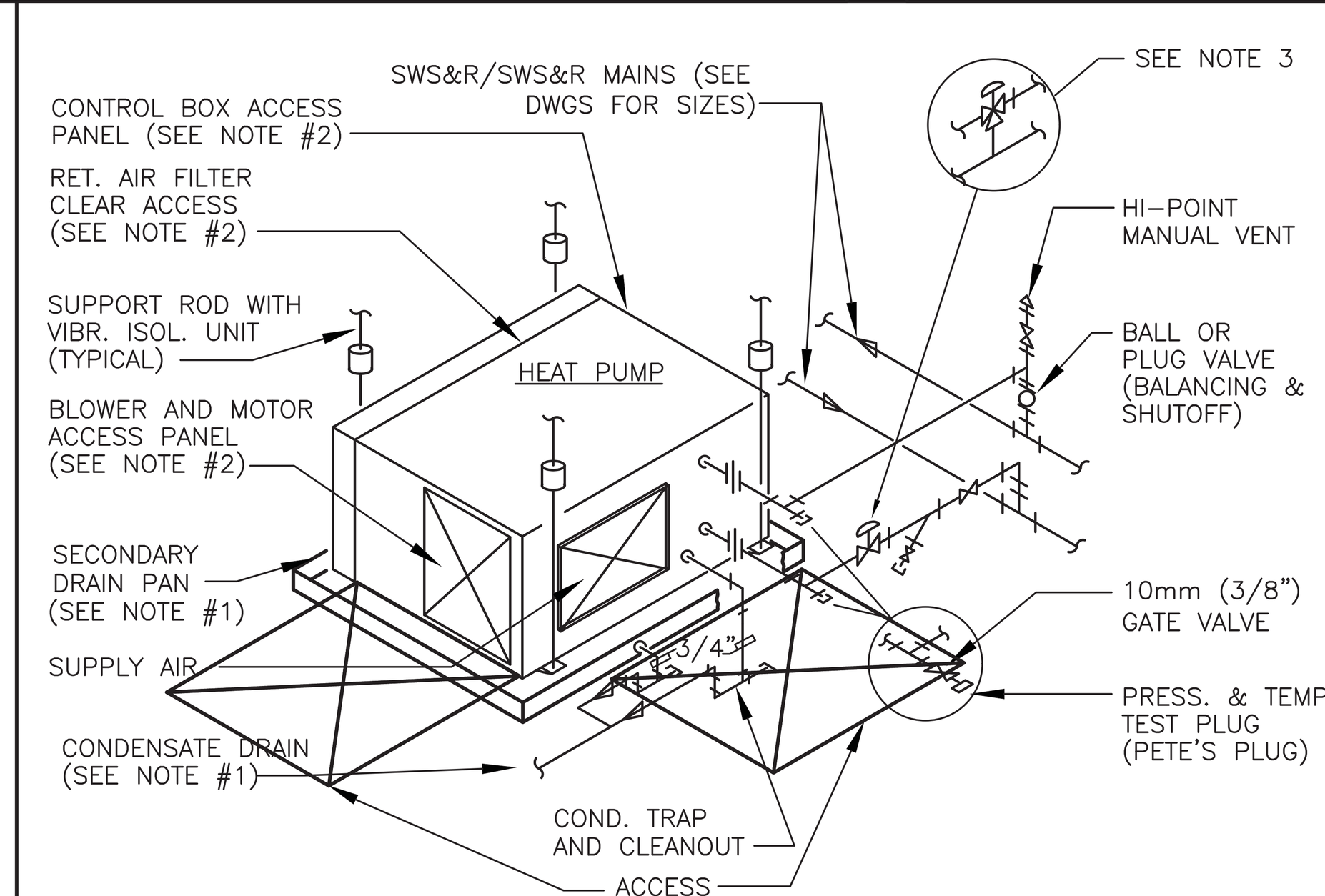

NOTES:
1. UNIT TO BE INSTALLED AT ELEVATION SO AS TO PERMIT GRAVITY DRAIN FROM CONDENSATE PAN AND SECONDARY DRAIN PAN TRAPS (ABOVE HUNG CEILING) TO BUILDING DRAIN. IF LEAK DETECTOR INSTALLED IN SECONDARY DRAIN PAN-IT SHALL WIRED TO SHUT-OFF THE UNIT. FOR CONDENSATE DRAIN PIPING RUNS REFER TO PLANS.
2. UNIT SHALL BE LOCATED SO THAT ACCESS IS CLEAR TO FILTERS AND ACCESS PANELS. PROVIDE 24"X24" ACCESS DOOR FOR MAINTENANCE.
3. PROVIDE A 2-WAY REGULATING VALVE VALVE SHALL HAVE MAXIMUM P=(5 PSIG) PROVIDE A 3-WAY REGULATING VALVE VALVE SHALL HAVE MAXIMUM P=(5 PSIG)
4. SELECT VALVE PRESSURE RATING AS FOLLOWS;
WHERE "X"= DISTANCE FROM UNIT INLET TO TOP OF SYSTEM
125 PSIG - "X"= 0FT TO 160FT
250 PSIG - "X"= 161FT TO 450FT
300 PSIG - "X"= OVER 450FT
OVER 300 PSIG - AS NECESSARY
5. PROVIDE ROOM STAT WITH SUB-BASE.
6. REGULATING VALVE SHALL STOP WATER FLOW WHEN POWER FAILS OR UNIT IS STOPPED.

HEAT PUMP PIPING DETAIL

N.T.S.

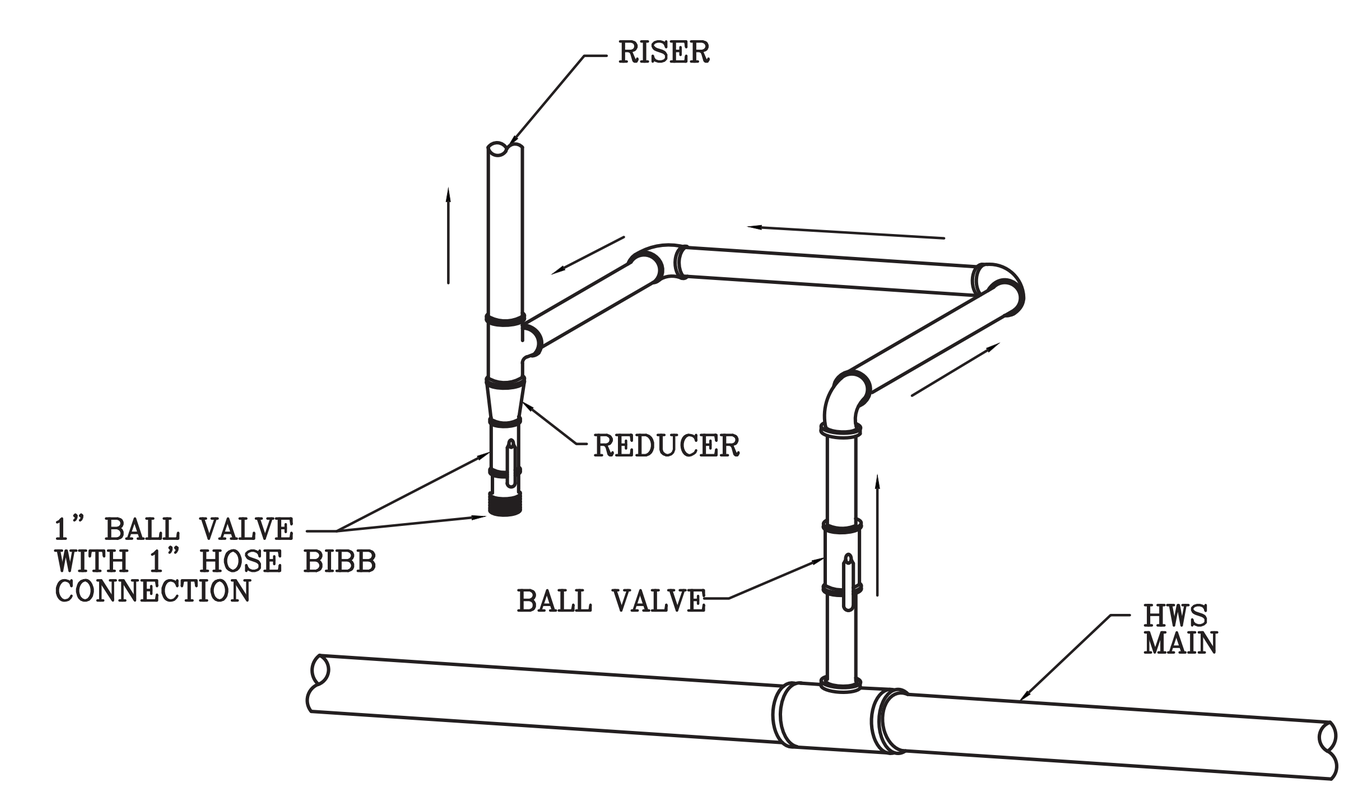

FOUR ELBOW CONNECTION FROM SUPPLY MAIN TO SUPPLY RISER

NTS

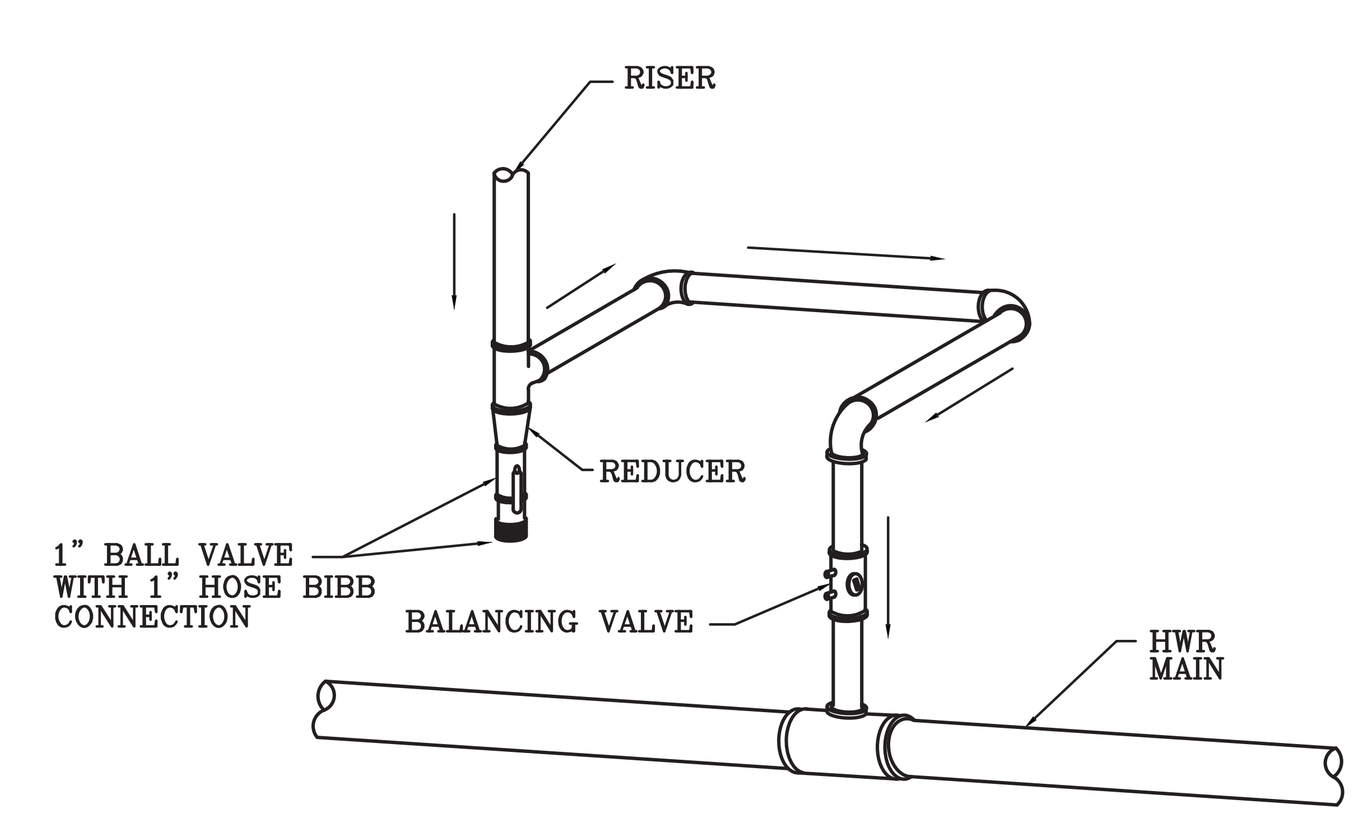

FOUR ELBOW CONNECTION FROM RETURN MAIN TO RETURN RISER

NTS

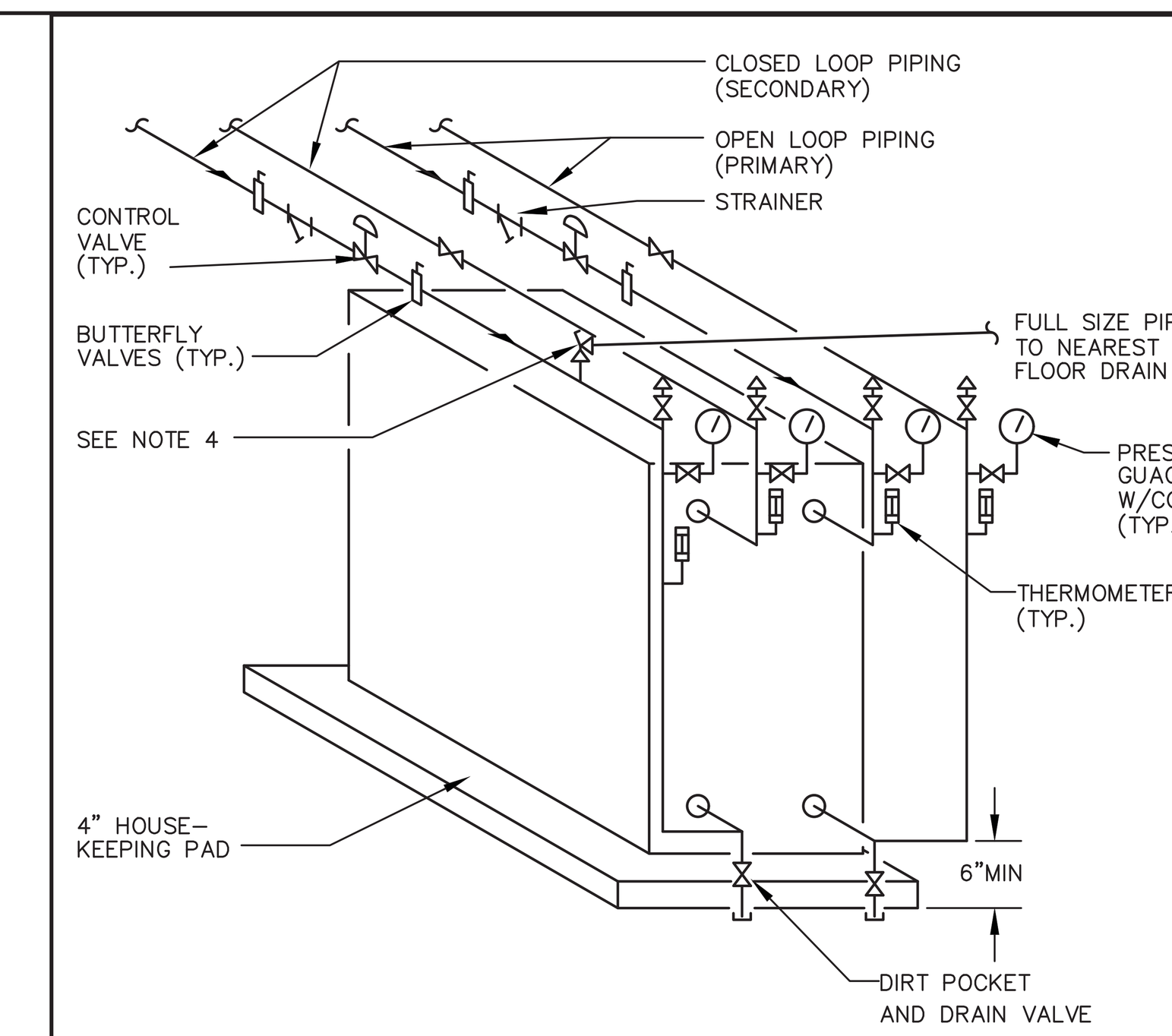

NOTES:
1. PROVIDE THERMOMETERS AND SEPARABLE SOCKETS FOR THERMOMETERS.
2. PROVIDE PRESSURE GUAGES AND GUAGE TEST CONNECTIONS.
3. ALL PIPING SHALL BE ARRANGED TO ALLOW REMOVAL OF PLATE FIN SECTIONS FOR CLEANING W/MIN. DISTURBANCE TO PIPING.
4. RELIEF VALVE SETTING SHALL BE 10 PSI BELOW RATING OF PIPING SYSTEM OF HEAT EXCHANGER.

PLATE FIN HEAT EXCHANGER

NOTE: THIS PLAN IS APPROVED ONLY FOR WORK INDICATED ON THE APPLICATION SPECIFICATION SHEET. ALL OTHER MATTERS SHOWN ARE NOT TO BE RELIED UPON OR TO BE CONSIDERED AS EITHER BEING APPROVED OR IN ACCORDANCE WITH APPLICABLE CODES.

NOTE: TO THE BEST OF MY KNOWLEDGE, BELIEF AND PROFESSIONAL JUDGMENT, THESE PLANS AND SPECIFICATIONS ARE IN COMPLIANCE WITH 2016 NEW YORK CITY ENERGY CONSERVATION CODE (BY APPLICATION OF ASHRAE-90.1/2013)

DEPT OF BLDGS 121192903 Job Number
ES599233593 Scan Code

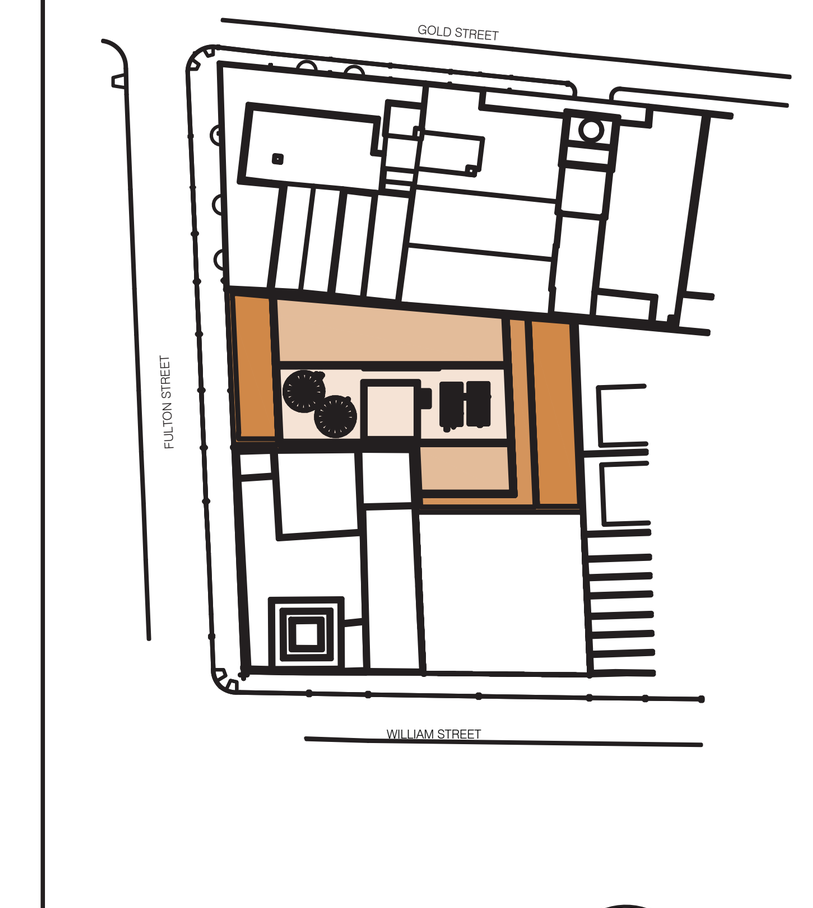

KEY PLAN

NOTES:

Number:	Date:	Revision:
16	09/22/2017	ISSUED TO DOB
15	06/14/2017	100% CD SUBMISSION 3
14	03/31/2017	95% CD SUBMISSION 2
13	02/16/2017	RE-SUBMISSION FOR EN COMMENTS
12	01/20/2017	80% CD SUBMISSION 1
11	01/13/2017	REVISED BUY SET
10	01/06/2017	RE-SUBMISSION FOR EN COMMENTS
9	12/22/2016	RE-SUBMISSION FOR EN COMMENTS
8	11/28/2016	RE-SUBMISSION FOR DOB FILING
7	11/11/2016	CORE & SHELL BUY SET
6	10/07/2016	CORE & SHELL BID SET
5	09/15/2016	PROGRESS SET FOR BUDGETING
4	07/06/2016	HUB FILING SET
3	06/20/2016	100% DD SET
2	05/02/2016	50% DD SET
1	04/11/2016	PRELIMINARY PRICING SET

Project:
130 WILLIAM STREET
130 WILLIAM STREET
NEW YORK, NY 10038

Client:
THE LIGHTSTONE GROUP
130 WILLIAM STREET PROPERTY OWNER LLC
460 PARK AVE, 13TH FLOOR
NEW YORK, NY 10022
(212) 616-9971

Architect:
HILL | WEST ARCHITECTS
11 BROADWAY
17TH FLOOR
NEW YORK, NY 10004
T. 212 213 8007

Creative Director
Adjaye Associates
415 Broadway, 3rd Fl.
New York, NY 10013
(212) 965-8477

Building Structures:
McNamara Salvia
62 West 45th Street, 11th Fl.
New York, NY 10036
(212) 246-9800

MEP Engineer:
Ventrop ECG, LLC
365 W 34th Street, 3rd Fl.
New York, NY 10001
(212) 244-5060

Exterior Facade Consultant:
Gilsanz Murray Steficek, LLP
129 West 27th Street, 5th Fl.
New York, NY 10001
(212) 254-0030

Landscape Architect:
Weintraub Diaz, LLC
19 New Street
Nyack, NY 10960
(845) 353-2500

Civil Engineer & Acoustic Consultant:
AKRF Engineering PC
440 Park Avenue South, 7th Fl.
New York, NY 10016
(646) 388-9829

IT & Security Consultant:
Anj Communications
133 Sunny Ridge Road
Harrison, New York 10528
(914) 967-1967

Pool Consultant:
Integrated Aquatics Engineering, Inc.
75 Shewell Ave
Doylestown, PA 18901
(215) 230-8623

Elevator Consultant:
Jenkins and Huntington
1251 Avenue of the Americas
New York, NY 10020
(212)-696-1818

DOB STAMPS & SIGNATURES:

Clara Gomez
NYC Buildings APPROVED
Under Directive 2 of 1975
Date: 11/06/2017:
NYC Development Hub

DWG TITLE:
DETAILS

NB#121192903

SEAL & SIGNATURE:
STATE OF NEW YORK · WAILOON WONG · 095187 · LICENSED PROFESSIONAL ENGINEER

DATE: 11/19/15
PROJECT #: 2015-527
SCALE: AS NOTED
M-500.00
DWG NO.

DEPT OF BLDGS 121192903 Job Number
ES674140499 Scan Code

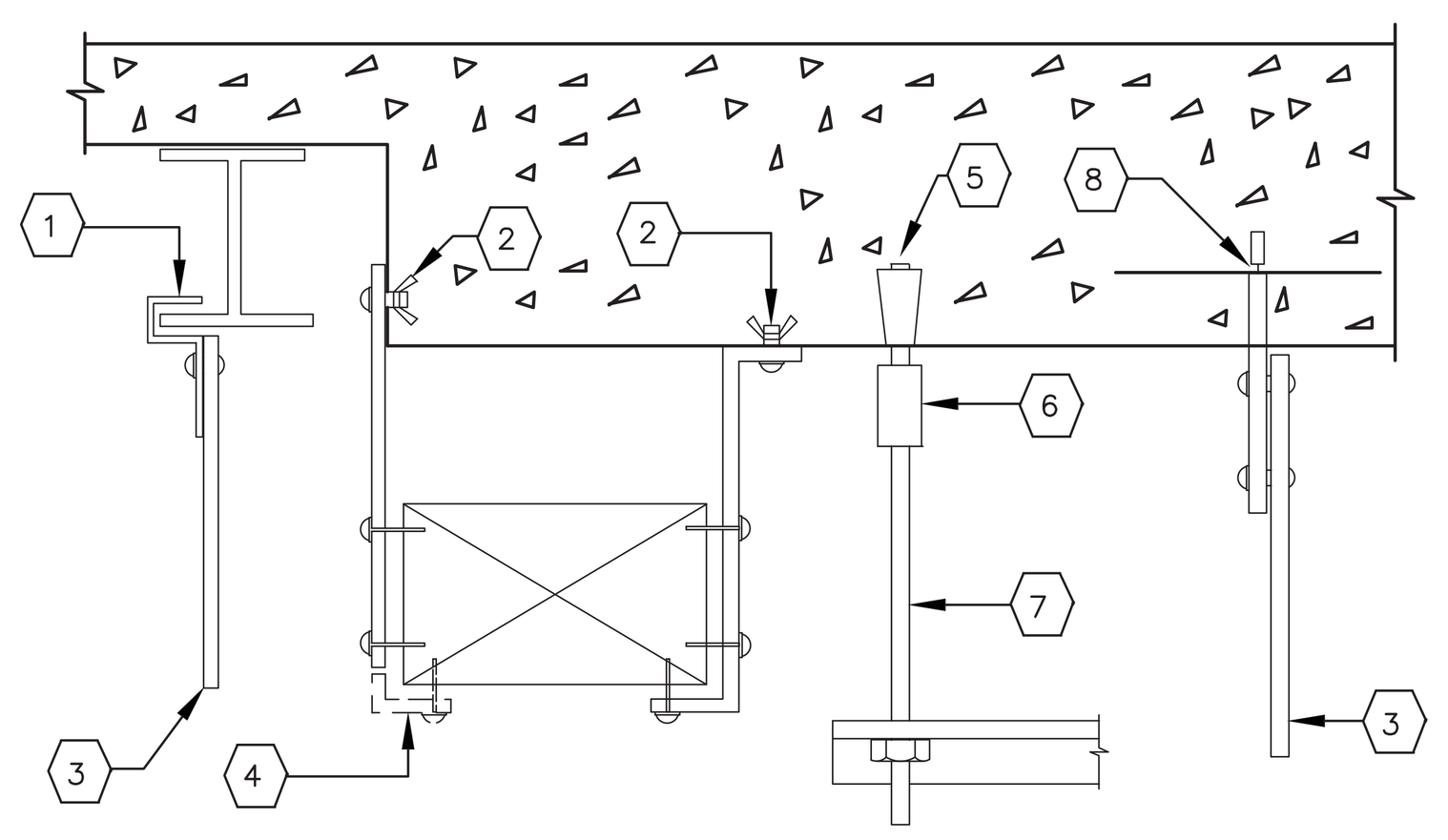

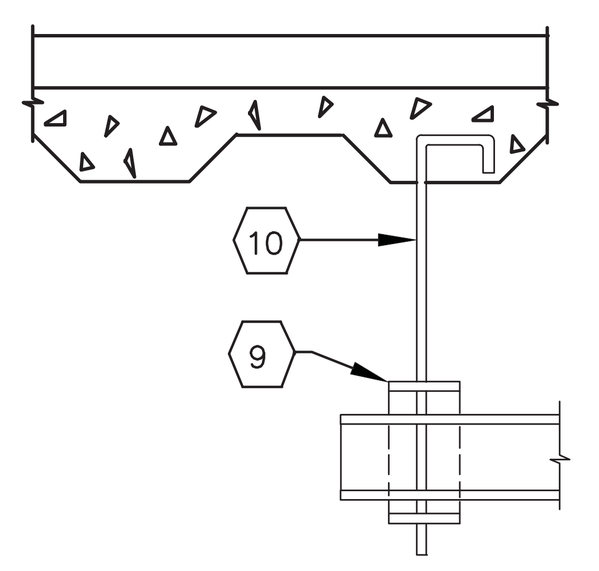

1. H.I.T. OR CADDY BEAM CLIP FOR APPROPRIATE BEAM THICKNESS.
2. PHILLIPS JS14C (BSA APPROVAL NO. 39058 SM) OR EQUAL, OR FORCED ENTRY FASTENERS.
3. BAND IRON HANGER PER CODE OR SMACNA.
4. TURN UNDER WHEN DUCT IS OVER 47" WIDE.
5. PHILLIPS J38C OR EQUAL
6. THREADED ROD COUPLING.
7. THREADED ROD (SIZE AS REQUIRED 3/8" MIN).
8. SCISSOR CLAMP ON REINFORCED ROD.
9. G.A.T. CHANNEL CLAMP SLAB FASTENER.
10. STEEL ROD (3/8"MIN.)

METHOD OF HANGING DUCTWORK

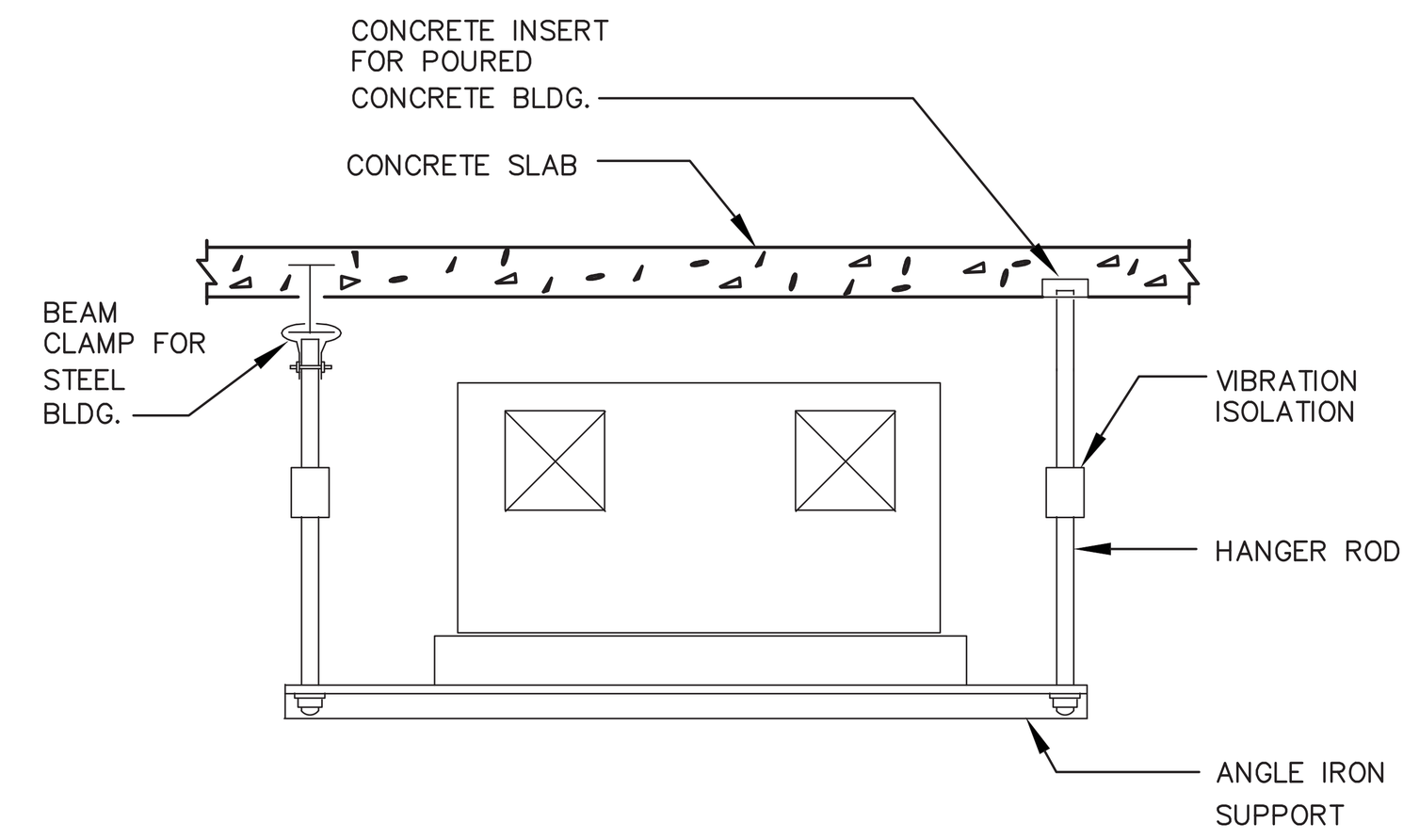

NOTES:
METHOD OF HANGING, TYPE OR INSERT, BEAM CLAMP, ROD, ETC., MUST BE APPROVED BY STRUCTURAL ENGINEER.

TYPICAL FAN EQUIPMENT HANGING DETAIL

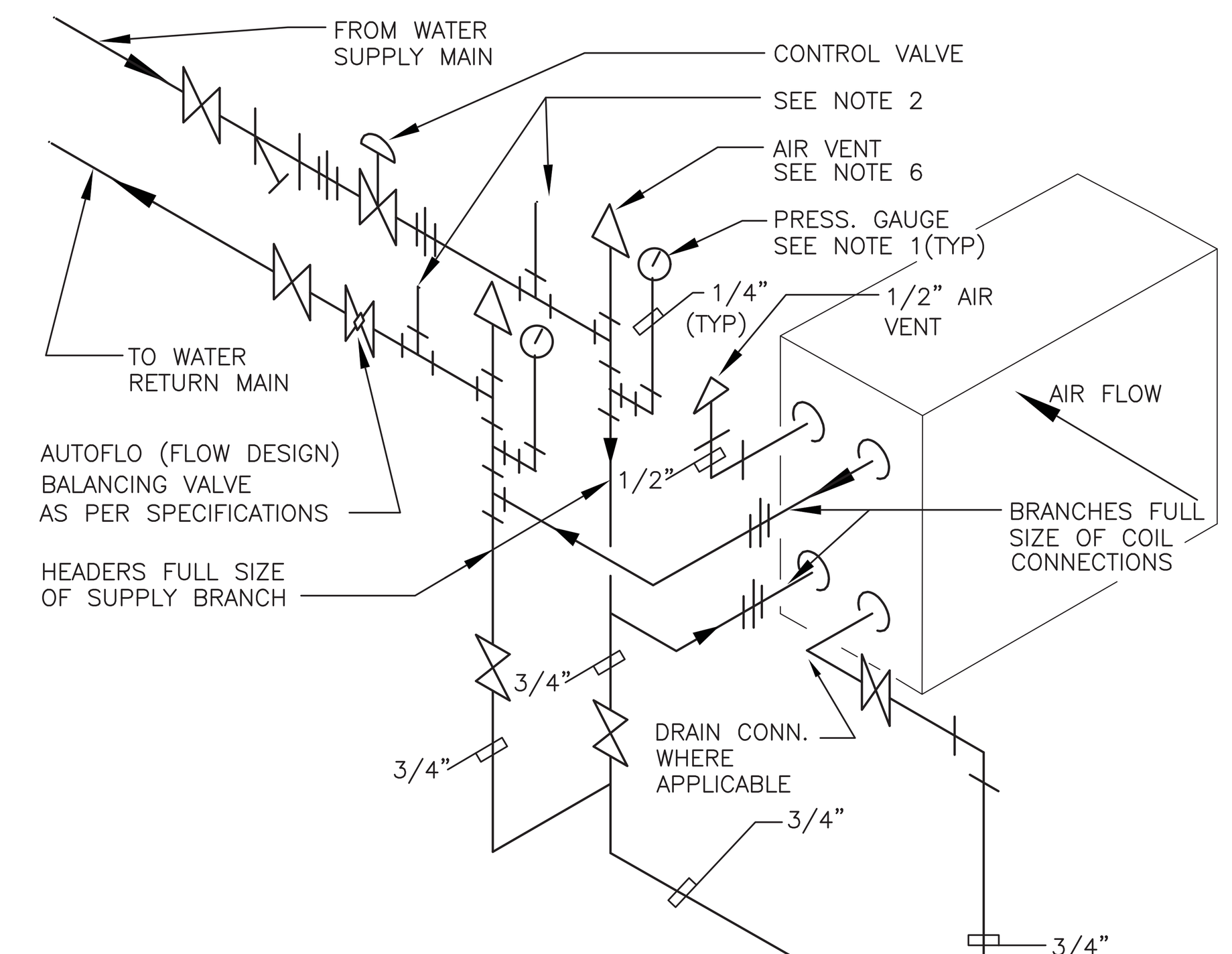

NOTES:
1. PRESSURE GAUGE TEST CONNECTION; PROVIDE GAUGES IF REQUIRED BY SPECS.
2. SEPARABLE SOCKETS FOR THERMOMETERS; PROVIDE THERMOMETERS IF REQUIRED BY SPECS.
3. LOCATE RISERS TO CLEAR TUBE PULL.
4. FOR SYSTEMS WITH COILS (2) WIDE OPPOSITE END PIPING IS SIMILAR AS SHOWN.
5. INSTALL COIL PIPING FOR COUNTER FLOW.
6. VENTS TO BE MANUAL TYPE.
7. PROVIDE 3/4" CAPPED HOSE BIB CONNECTION FOR HOT WATER COILS ONLY THAT ARE LOCATED ABOVE HUNG CEILING.
8. PROVIDE GALVANIZED STEEL DRAIN PAN UNDER ALL COOLING COILS SEE SPECIFICATIONS FOR ADDITIONAL DETAILS.

ONE HIGH VERT. WATER COIL PIPING (THROTTLING CONTROL VALVE)

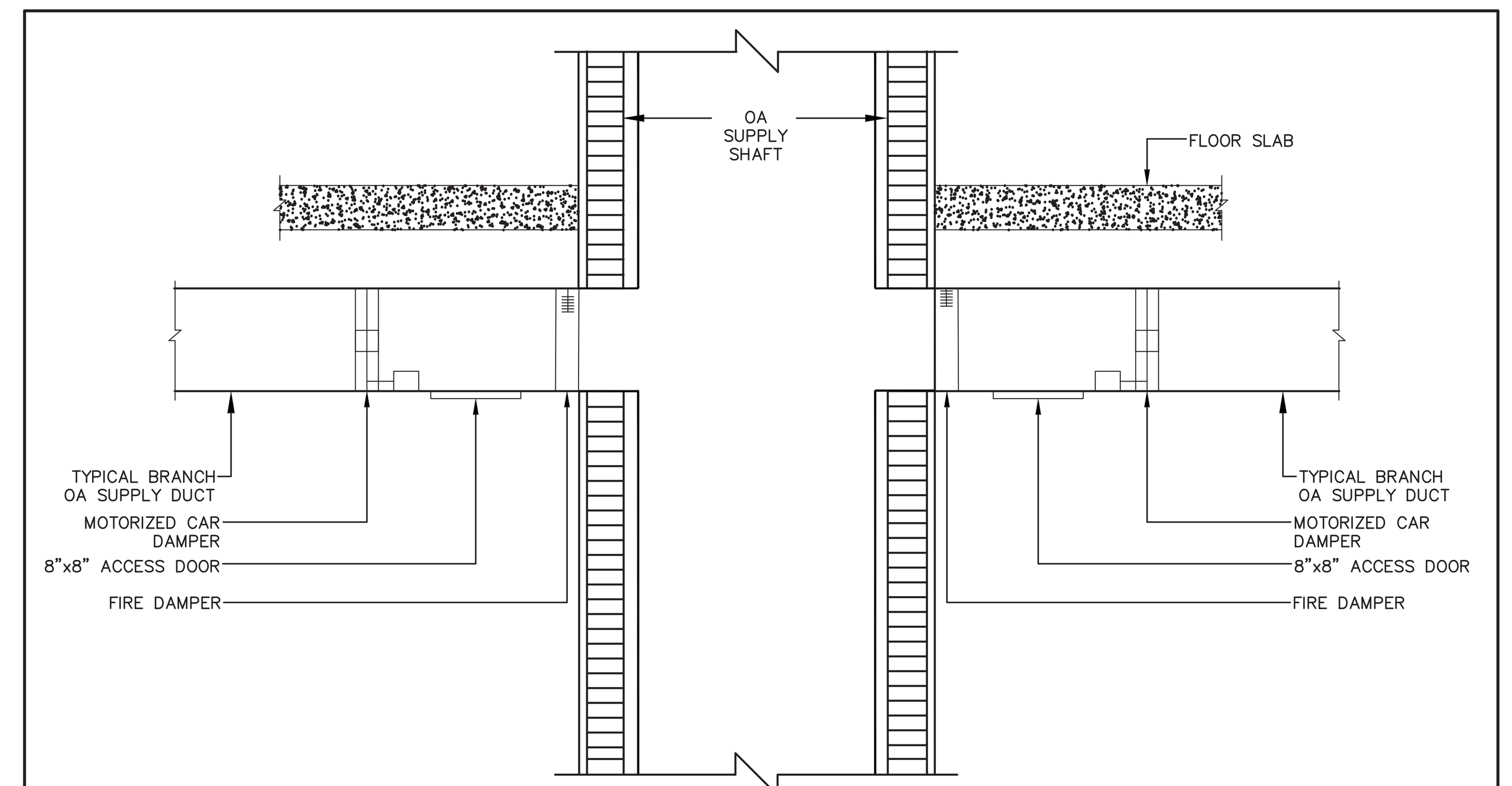

1 THE DETAIL SHOWS TYPICAL DAMPER AND ACCESS DOOR INSTALLATION.
2 WHERE OA SUPPLY DUCT PENETRATES FIRE RATED WALLS/FLOORS, FIRE DAMPER SHALL BE PROVIDED WITH ACCESS DOOR.
3 MOTORIZED CAR DAMPER AND FIRE DAMPER SHALL BE INSTALLED IN SUCH A WAY THAT A COMMON ACCESS DOOR CAN BE USED TO ACCESS BOTH THE DAMPERS.
4 PROVIDE 10X8 BRANCH OA DUCT WHERE KITCHEN HOOD IS EXHAUSTING 350 OR LESS CFM. PROVIDE 12X8 BRANCH OA DUCT WHERE KITCHEN HOOD IS EXHAUSTING 450 CFM.

OUTDOOR AIR SUPPLY BRANCH DUCT DETAIL

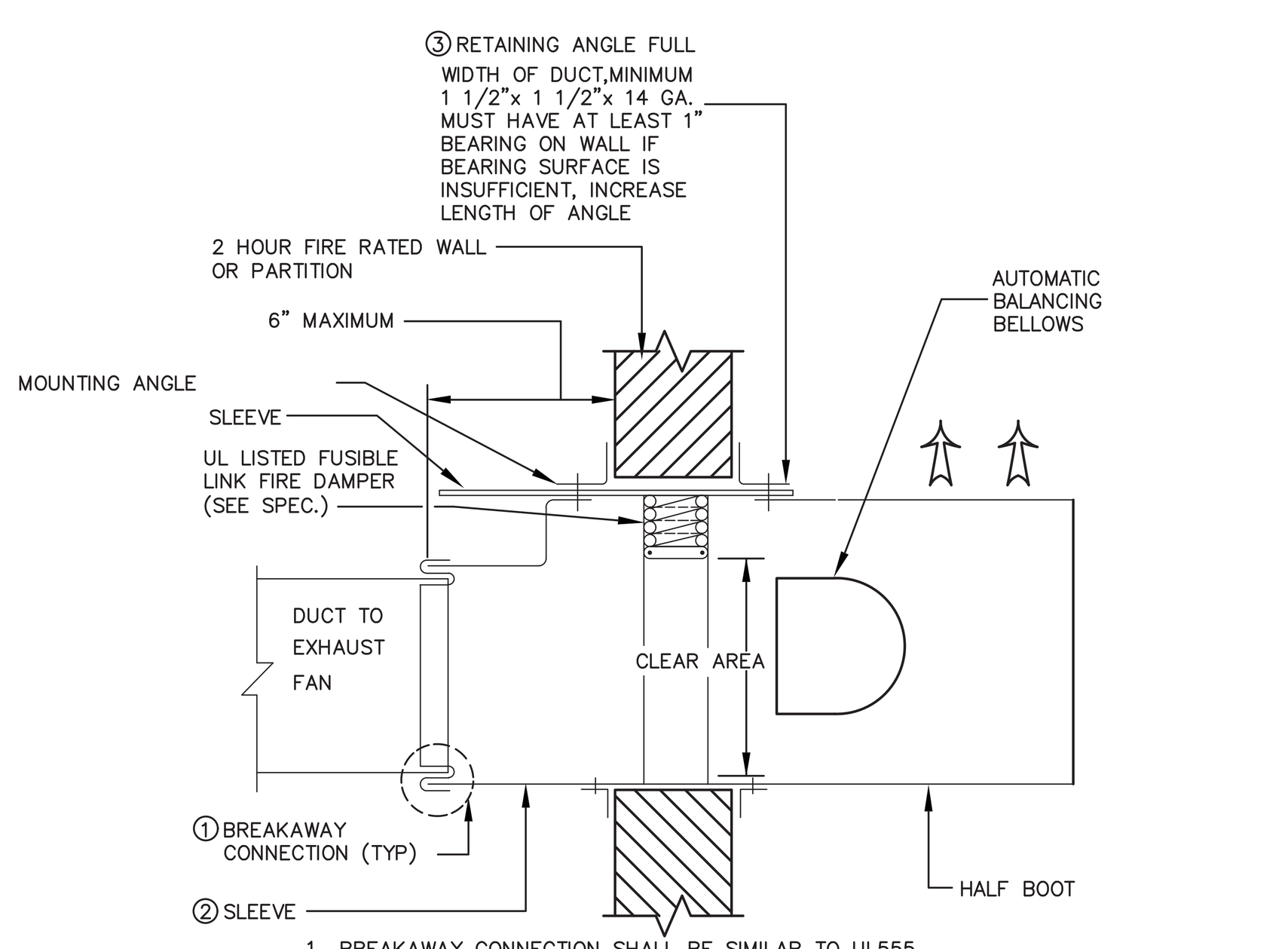

1 BREAKAWAY CONNECTION SHALL BE SIMILAR TO UL555 SEC. 14.4 APPROVED TYPES, AND NFPA 90A.
2 SLEEVE MAY BE DUCT GAUGE IF UL555 CONNECTIONS ARE USED. SLEEVE SHALL BE 16 GA. UP TO 36"Wx24"H OR 14 GA. FOR LARGER SIZES.
3 SHEET METAL CONTRACTOR SHALL FURNISH CONSTRUCTION CONTRACTOR WITH OPENING SIZES. ALL OPENINGS SHALL BE PACKED WITH SUITABLE FIRE RETARDANT MATERIAL.
4 ACCESS DOOR MUST BE LOCATED AS REQUIRED TO ENABLE RESETTING OF DAMPER. MORE THAN ONE DOOR MAY BE REQUIRED ON LARGE DUCTS.
5 DAMPER CLEAR OPEN AREA SHALL BE EQUAL TO INSIDE CLEAR DUCT DIMENSION OF CONNECTING DUCTS OR TRANSFER OPENING.
6 TYPE "B" OR "C" MOUNTING SHALL BE USED FOR ALL DAMPERS. TYPE "A" MOUNTING IS NOT PERMITTED.

AUTOMATIC FIRE DAMPERS (F.L.D.) WITH HALF BOOT APPLICATION

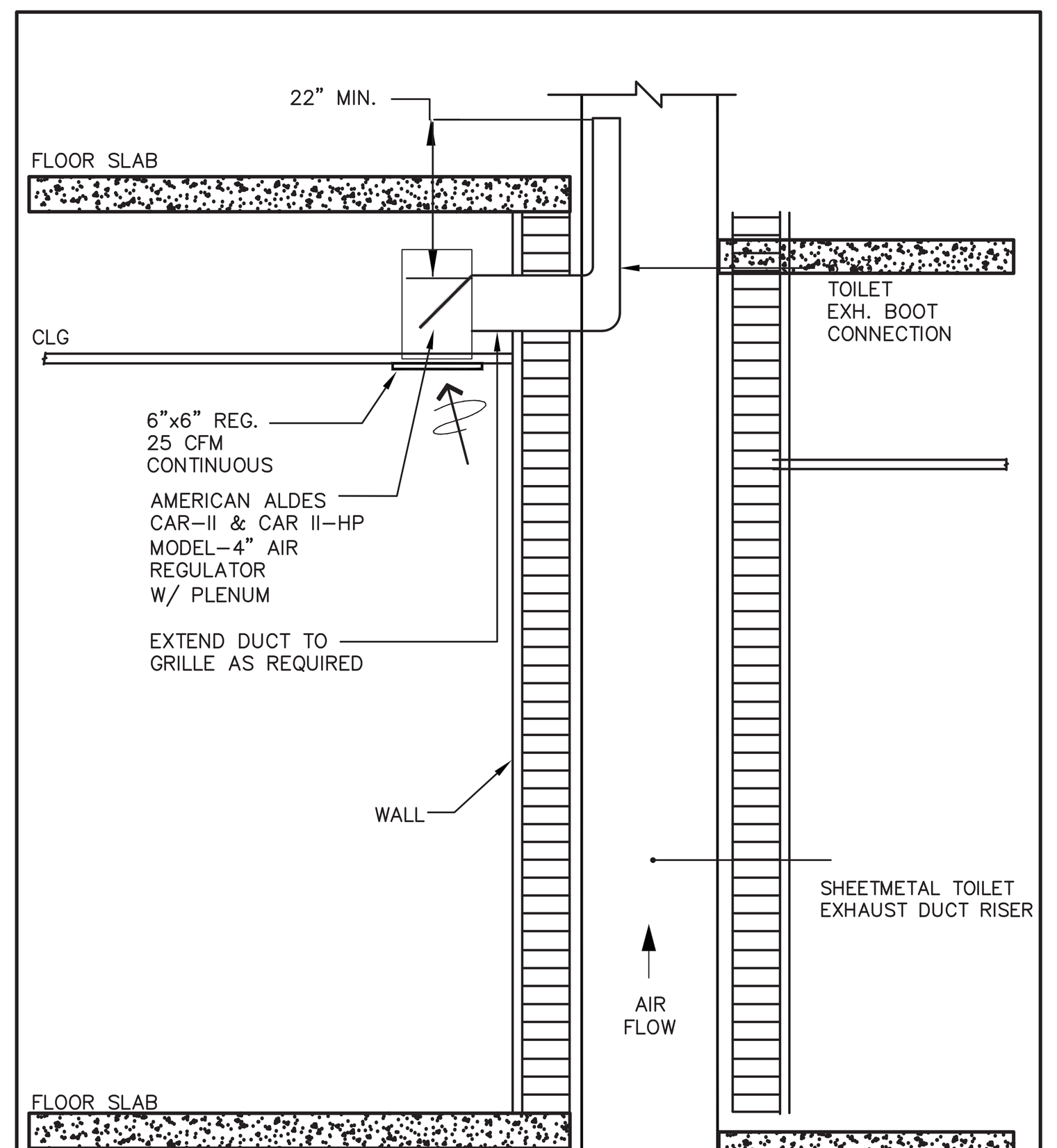

TYPICAL TOILET EXHAUST IN APARTMENTS CONTINUOUS 25 CFM EXHAUST

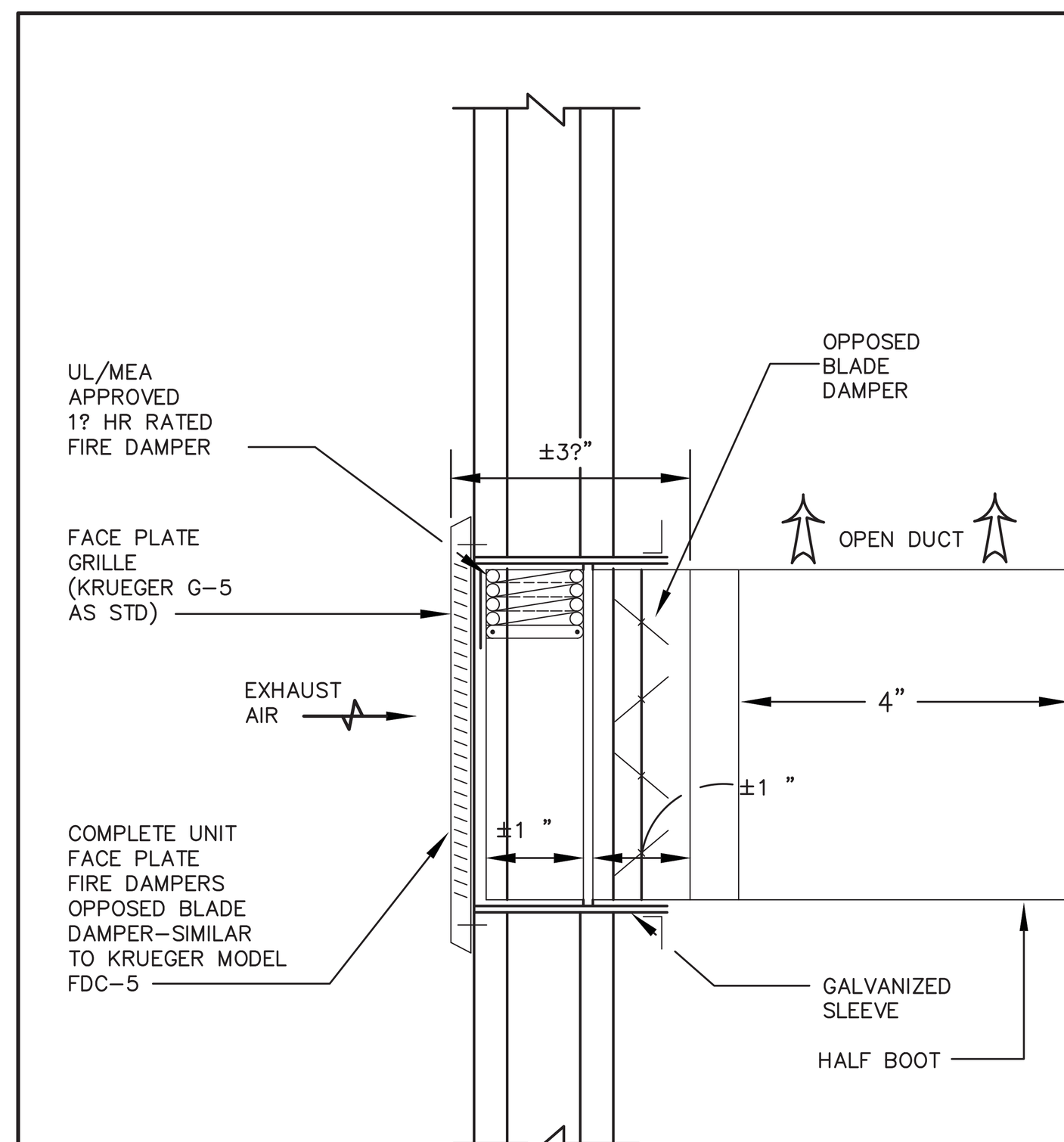

TYP. GRILLE, FIRE & VOLUME DAMPER INSTALLATION FOR TOILET & KITCHEN EXHAUST SYSTEM IN DWELLING UNITS

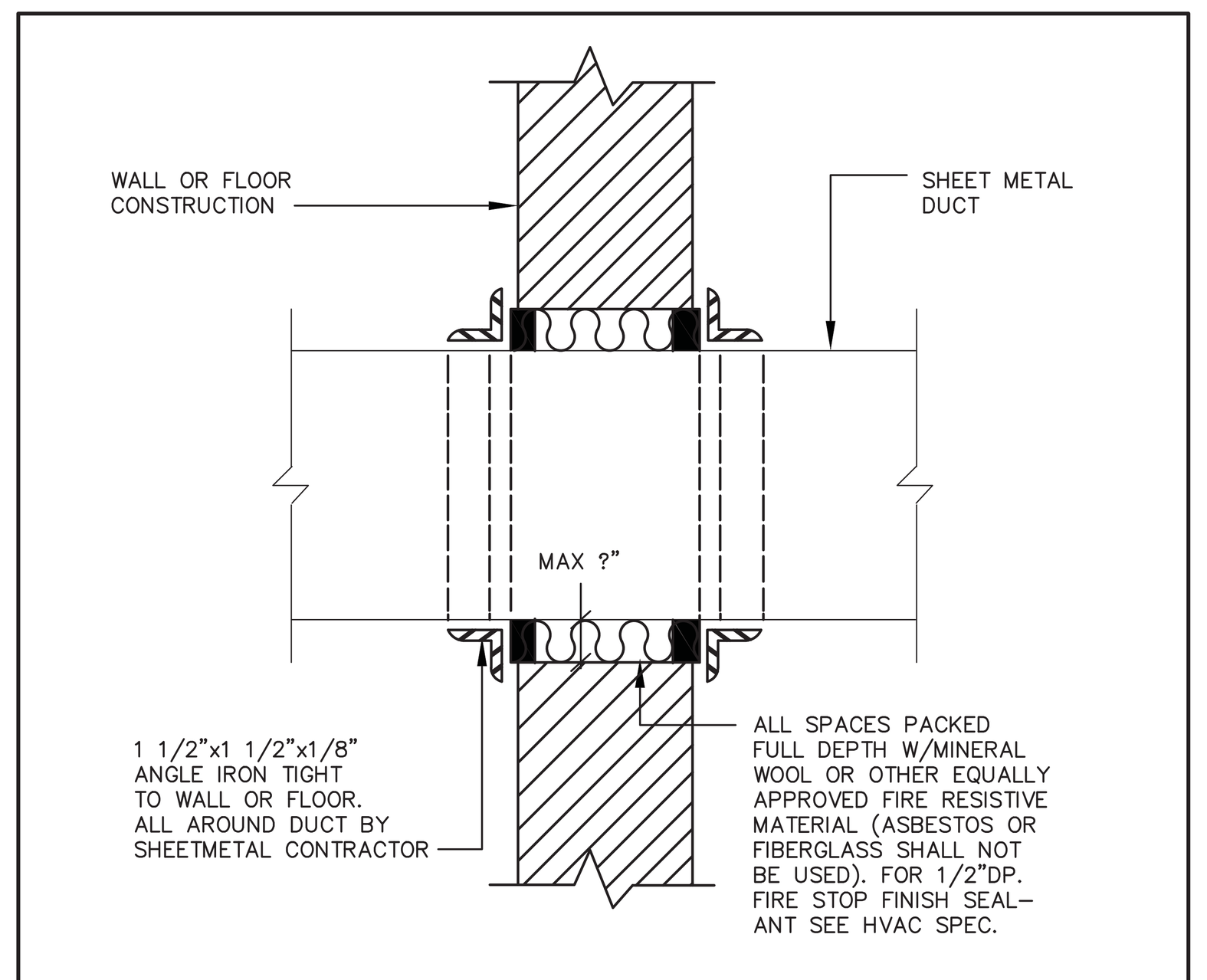

NOTE:
1. FOR WALLS REQUIRING FIRE DAMPERS, SEE OTHER DETAILS.

DETAIL OF CAULKING OF DUCT PIERCING WALLS OR FLOORS WHERE FIRE DAMPERS ARE NOT REQUIRED

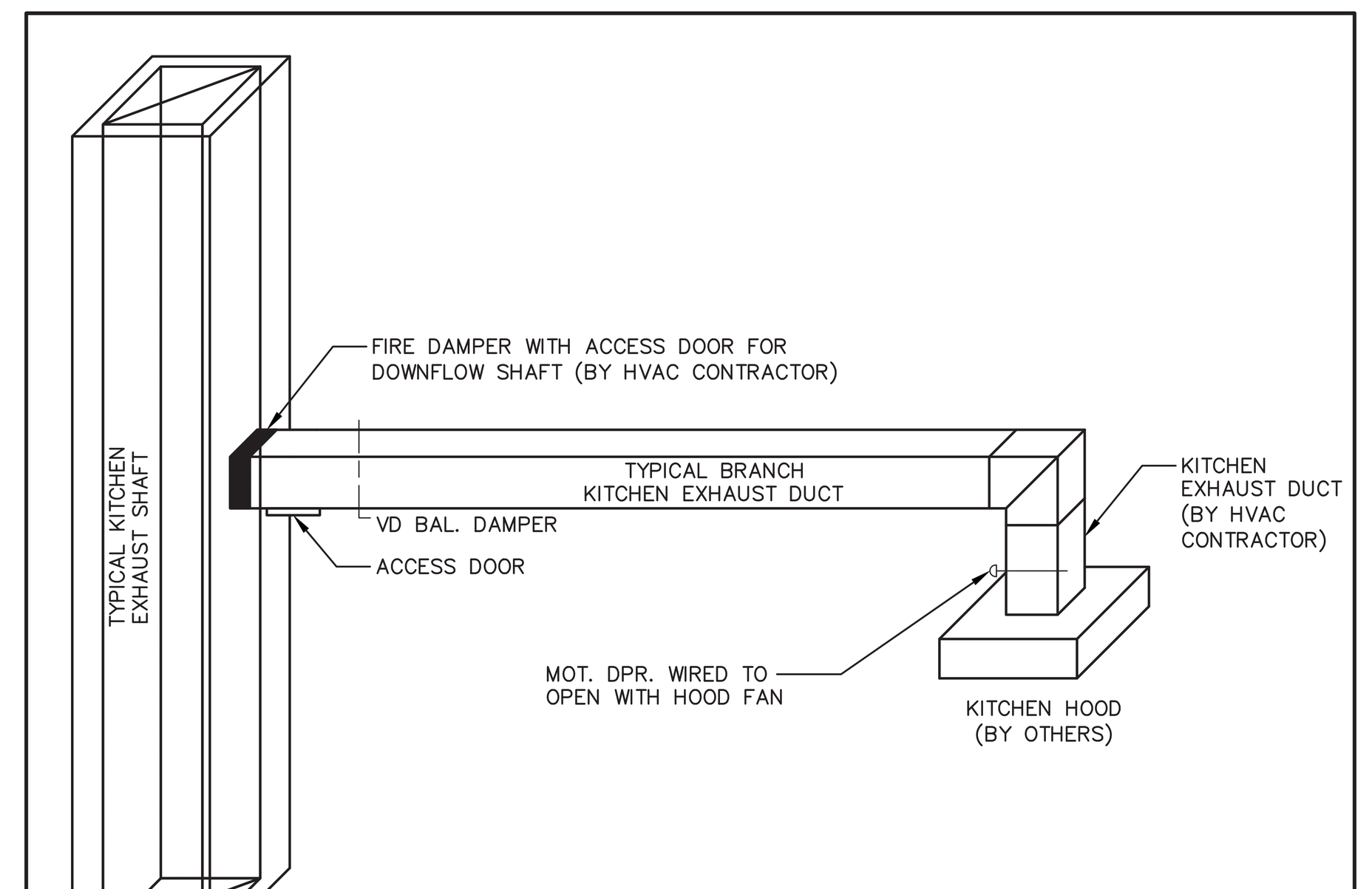

1 THE DETAIL SHOWS TYPICAL DAMPER AND ACCESS DOOR INSTALLATION.
2 WHERE KITCHEN EXHAUST PENETRATES FIRE RATED WALLS/FLOORS, FIRE DAMPER SHALL BE PROVIDED WITH ACCESS DOOR.

KITCHEN EXHAUST BRANCH DUCT DETAIL

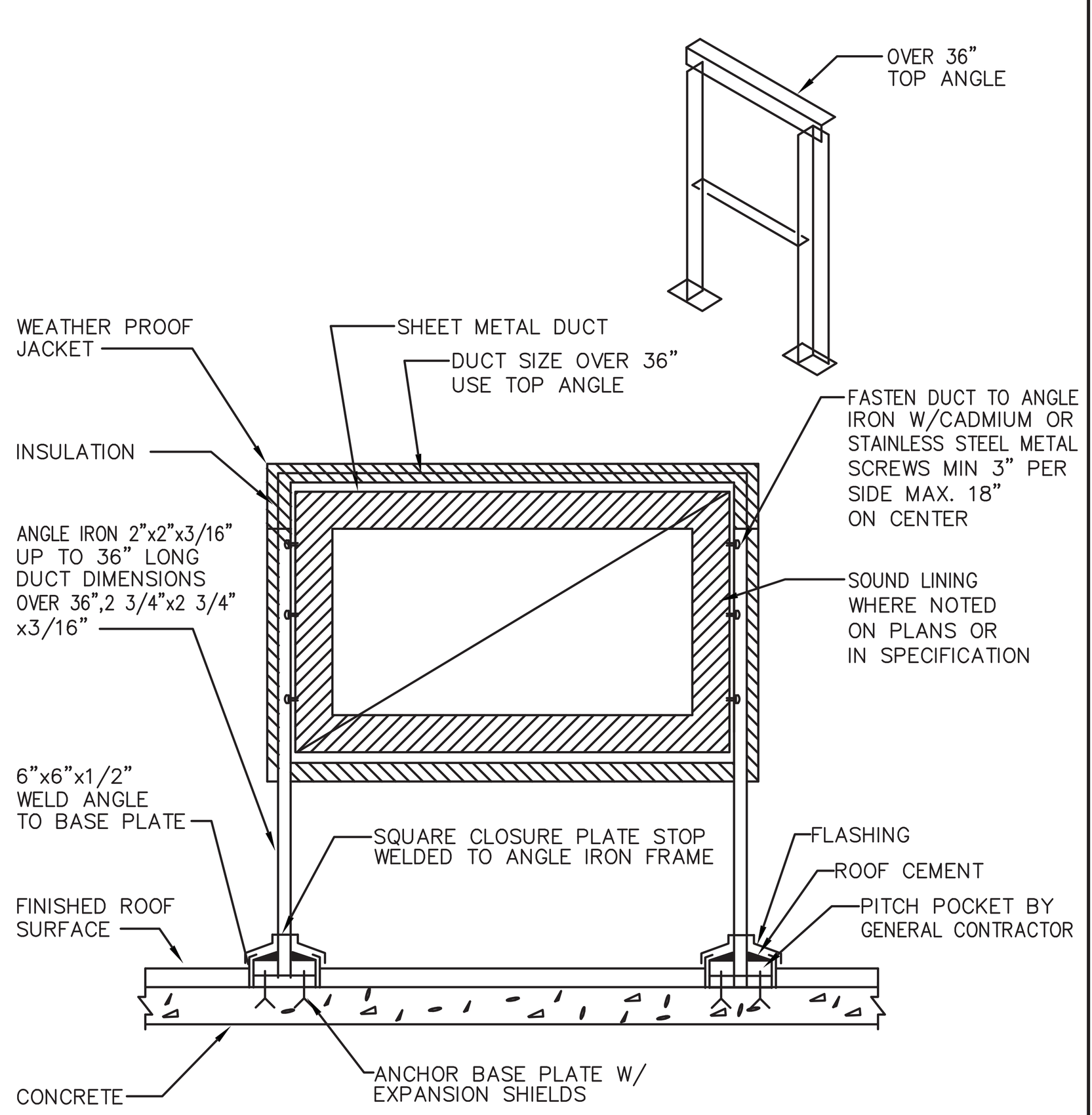

DETAIL OF SUPPORT AND INSULATION FOR ROOF MOUNTED DUCTWORK

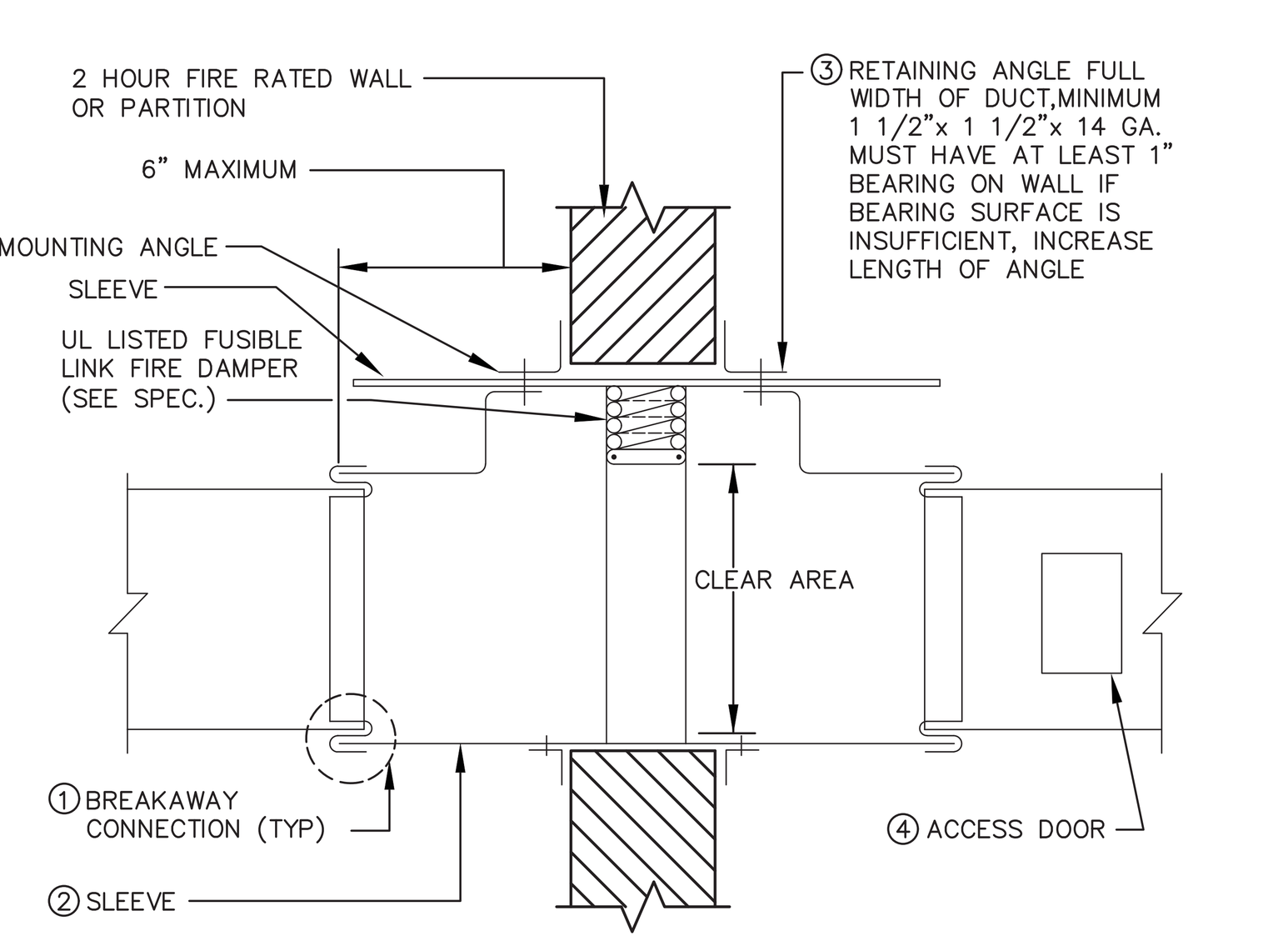

1 BREAKAWAY CONNECTION SHALL BE SIMILAR TO UL555 SEC. 14.4 APPROVED TYPES, AND NFPA 90A.
2 SLEEVE MAY BE DUCT GAUGE IF UL555 CONNECTIONS ARE USED. SLEEVE SHALL BE 16 GA. UP TO 36"Wx24"H OR 14 GA. FOR LARGER SIZES.
3 SHEET METAL CONTRACTOR SHALL FURNISH CONSTRUCTION CONTRACTOR WITH OPENING SIZES. ALL OPENINGS SHALL BE PACKED WITH SUITABLE FIRE RETARDANT MATERIAL.
4 ACCESS DOOR MUST BE LOCATED AS REQUIRED TO ENABLE RESETTING OF DAMPER. MORE THAN ONE DOOR MAY BE REQUIRED ON LARGE DUCTS.
5 DAMPER CLEAR OPEN AREA SHALL BE EQUAL TO INSIDE CLEAR DUCT DIMENSION OF CONNECTING DUCTS OR TRANSFER OPENING.

AUTOMATIC FIRE DAMPERS (F.L.D.)

INTERPRETATION OF SINGLE LINE DUCTWORK

WHERE DUCTWORK IS SHOWN SINGLE LINE, FOLLOWING SHALL APPLY FOR ACTUAL DUCT CONSTR.

SINGLE LINE	ACTUAL CONSTRUCTION
ELBOW	DOUBLE THICKNESS TURNING VANES (EITHER TYPE ELBOW AT CONTR. OPTION-SUBJECT TO SPACE CONDITIONS).
SPLIT OR TAKE-OFF	a b; A,B SHALL BE PROPORTIONAL TO AIR QUANTITY, 4" (10cm) MIN. IF A or B IS LESS THAN 4" (10cm), USE TAP DETAIL. VOLUME DAMPER IN SHORTER BRANCH. CONSTANT VOL. SYST. VARIABLE VOL. SYST.
TAP TAKE-OFF	AIR FLOW; VOLUME DAMPER; ADJUSTABLE TAP UP TO 1000FPM OVER 1000 FPM USE V.D. ONLY; SUPPLY; AIR FLOW; RETURN
RISE OR DROP	ELEVATION; OFFSET IN VERTICAL PLANE SHALL BE MADE WITH SMOOTH FITTINGS.
HORIZONTAL OFFSET	OFFSET IN HORIZONTAL PLANE SHALL BE MADE WITH SMOOTH FITTINGS.
PLENUM OVER DIFFUSER; CONN. TO LINEAR DIFFUSER PLENUM	PLENUM OVER LINEAR SUPPLY OR RETURN DIFFUSER OR GRILLE; CONICAL FITTINGS; REGULATION OF VOLUME DAMPER SHALL BE ACCESSIBLE THROUGH THE FACE OF DIFFUSER
FLD; FIRE RATED WALL; FIRE DAMPER	ACCESS DOOR IN DUCT; FLD MOUNTING TYPE DEPENDS ON AIR VELOCITIES AND DUCT SIZE - SEE SPECIFICATIONS.
HTG. COIL; HEATING COIL	AIR FLOW; FLARE/TRANSITION DUCT TO ACCOMMODATE COIL; COIL WITH FLANGED CONNECTION ALL AROUND; ACCESS DOORS

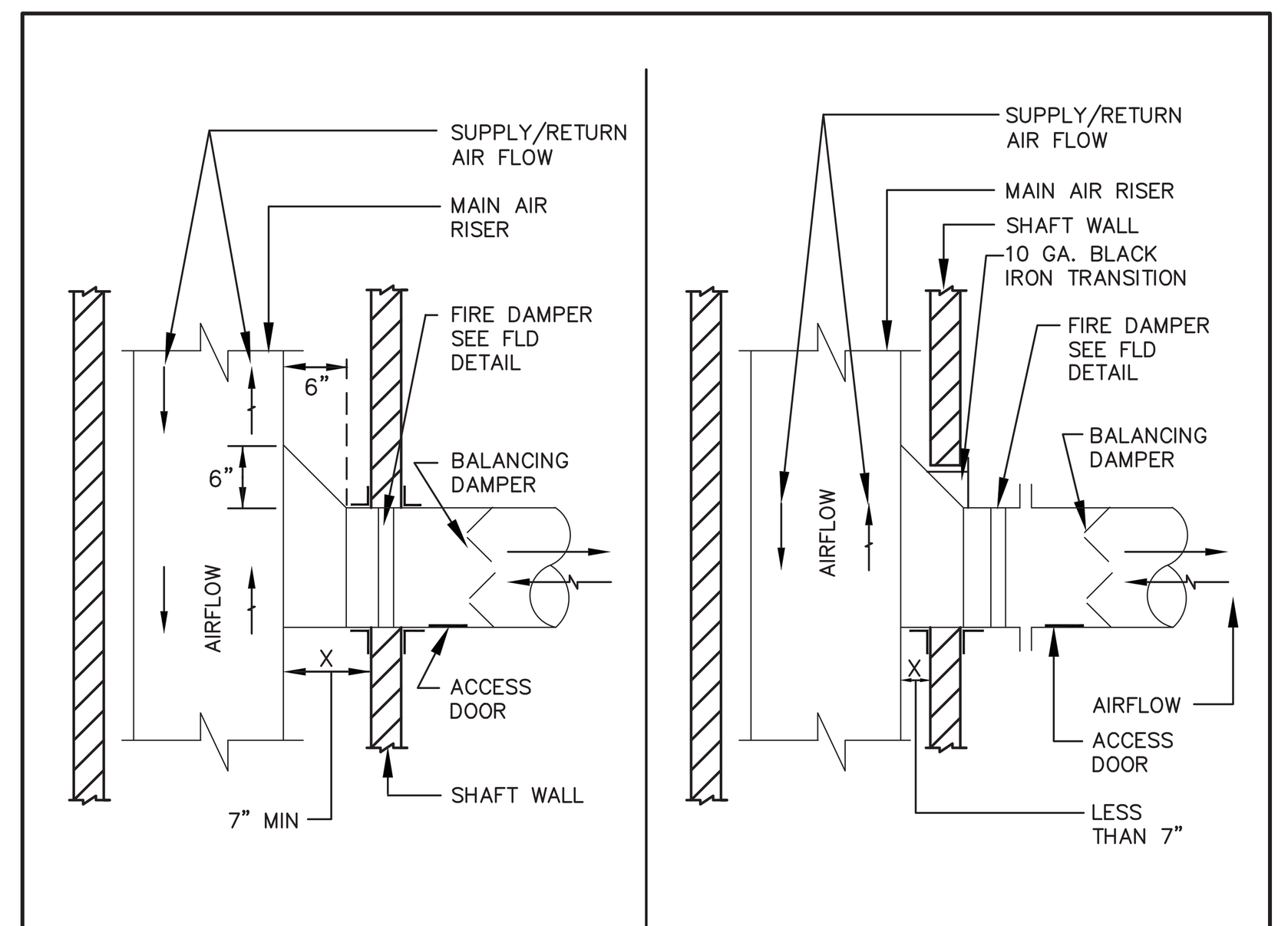

NOTES:
1. FOR UPWARD SUPPLY OR DOWNWARD RETURN AIR FLOW, REVERSE DIRECTION OF FLARE TRANSITION.
2. USE TYPE 1 IF "X" DIMENSION IS 7" OR GREATER.
3. USE TYPE 2 IF "X" DIMENSION IS LESS THAN 7".
4. FOR ROUND DUCTWORK-USE CONCENTRIC CONICAL CONNECTION FITTING.

FLARE TRANSITION FOR CONNECTION OF DUCT BRANCHES TO DUCT RISER

(TYPICAL FOR ALL BRANCHES)

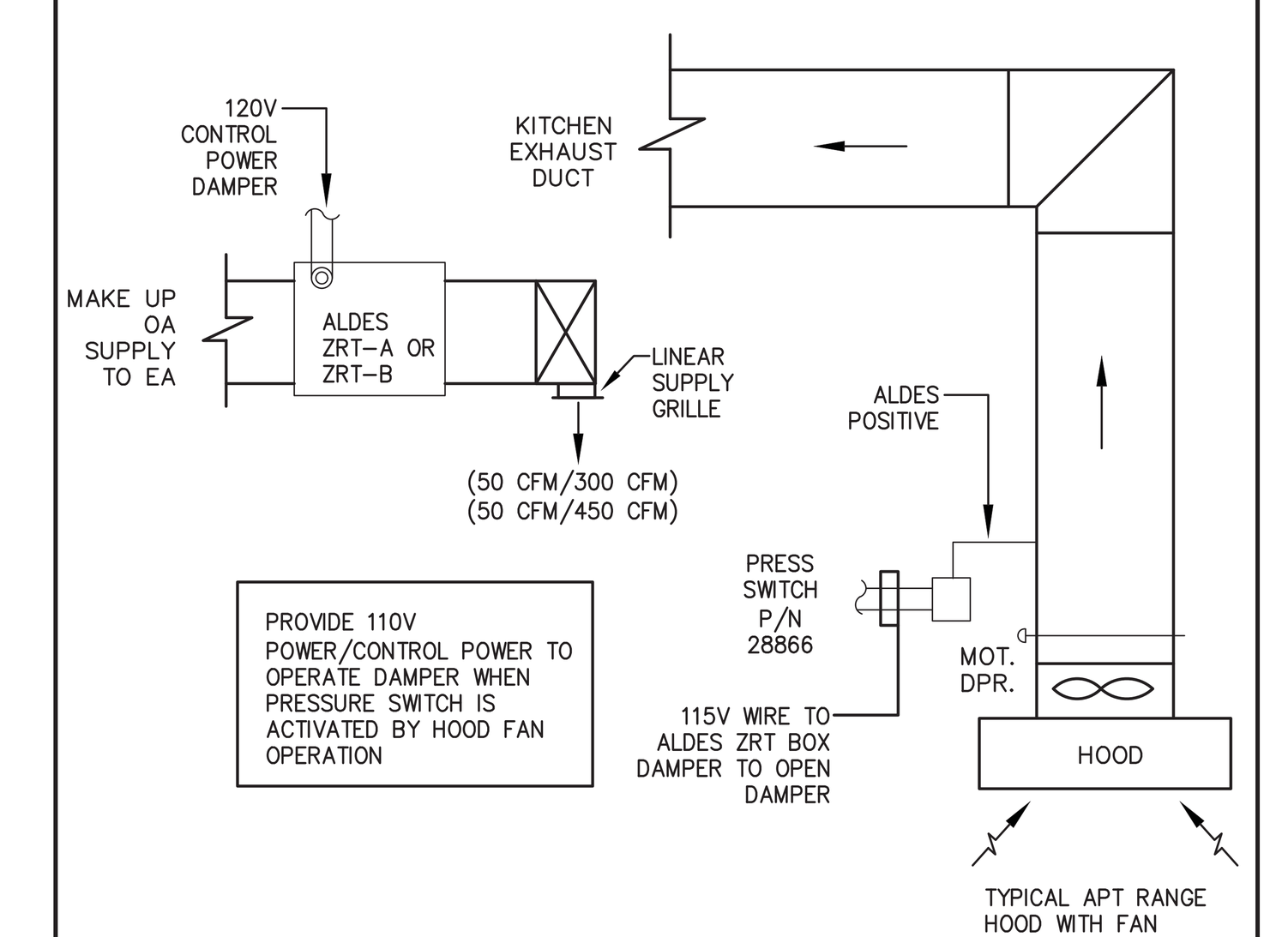

O.A. VENTILATION FOR HOOD MAKE UP IN APARTMENTS

NOTE: THIS PLAN IS APPROVED ONLY FOR WORK INDICATED ON THE APPLICATION SPECIFICATION SHEET. ALL OTHER MATTERS SHOWN ARE NOT TO BE RELIED UPON OR TO BE CONSIDERED AS EITHER BEING APPROVED OR IN ACCORDANCE WITH APPLICABLE CODES.

NOTE: TO THE BEST OF MY KNOWLEDGE, BELIEF AND PROFESSIONAL JUDGMENT, THESE PLANS AND SPECIFICATIONS ARE IN COMPLIANCE WITH 2016 NEW YORK CITY ENERGY CONSERVATION CODE (BY APPLICATION OF ASHRAE-90.1/2013)

Clara Gomez
NYC Buildings APPROVED Under Directive 2 of 1975
Date: 11/06/2017
NYC Development Hub

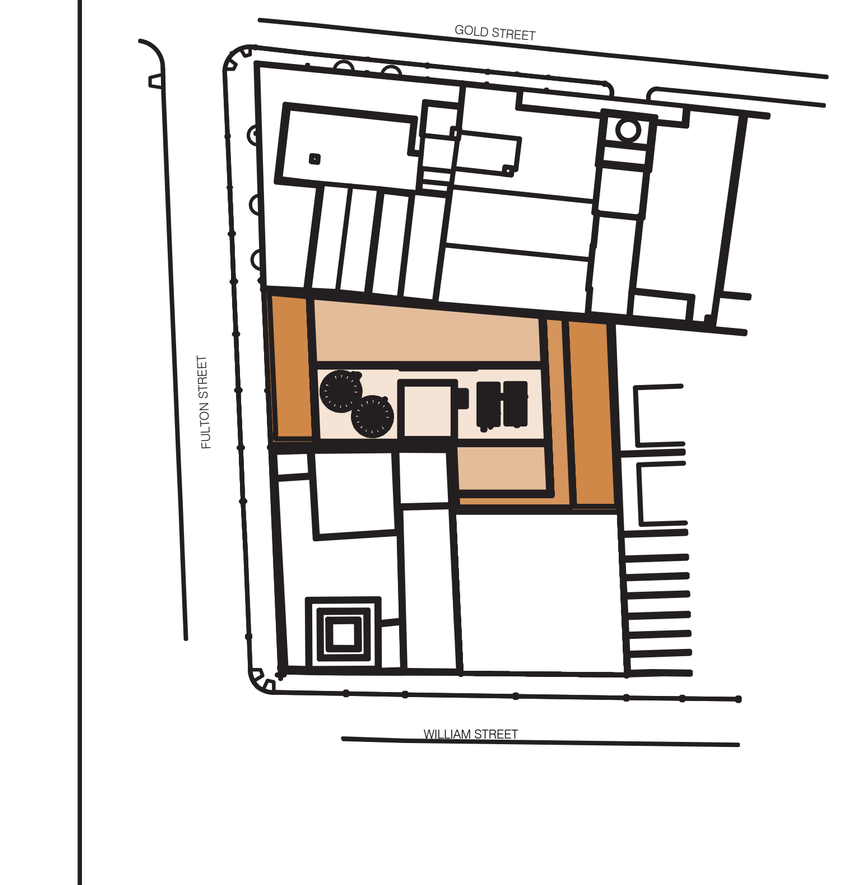

KEY PLAN

NOTES:

Number:	Date:	Revision:
16	09/22/2017	ISSUED TO DOB
15	06/14/2017	100% CD SUBMISSION 3
14	03/31/2017	95% CD SUBMISSION 2
13	02/16/2017	RE-SUBMISSION FOR EN COMMENTS
12	01/20/2017	80% CD SUBMISSION 1
11	01/13/2017	REVISED BUY SET
10	01/06/2017	RE-SUBMISSION FOR EN COMMENTS
9	12/22/2016	RE-SUBMISSION FOR EN COMMENTS
8	11/28/2016	RE-SUBMISSION FOR DOB FILING
7	11/11/2016	CORE & SHELL BUY SET
6	10/07/2016	CORE & SHELL BID SET
5	09/15/2016	PROGRESS SET FOR BUDGETING
4	07/06/2016	HUB FILING SET
3	06/20/2016	100% DD SET
2	05/02/2016	50% DD SET
1	04/11/2016	PRELIMINARY PRICING SET

Project:
130 WILLIAM STREET
130 WILLIAM STREET
NEW YORK, NY 10038

Client:
THE LIGHTSTONE GROUP
130 WILLIAM STREET PROPERTY OWNER LLC
460 PARK AVE, 13TH FLOOR
NEW YORK, NY 10022
(212) 616-9971

Architect:
HILL | WEST ARCHITECTS
11 BROADWAY
17TH FLOOR
NEW YORK, NY 10004
T. 212 213 8007

Creative Director
Adjaye Associates
415 Broadway, 3rd Fl.
New York, NY 10013
(212) 965-8477

Building Structures:
McNamara Salvia
62 West 45th Street, 11th Fl.
New York, NY 10036
(212) 246-9800

MEP Engineer:
Ventrop ECG, LLC
365 W 34th Street, 3rd Fl.
New York, NY 10001
(212) 244-5060

Exterior Facade Consultant:
Gilsanz Murray Steficek, LLP
129 West 27th Street, 5th Fl.
New York, NY 10001
(212) 254-0030

Landscape Architect:
Weintraub Diaz, LLC
19 New Street
Nyack, NY 10960
(845) 353-2500

Civil Engineer & Acoustic Consultant:
AKRF Engineering PC
440 Park Avenue South, 7th Fl.
New York, NY 10016
(646) 388-9829

IT & Security Consultant:
Anj Communications
133 Sunny Ridge Road
Harrison, New York 10528
(914) 967-1967

Pool Consultant:
Integrated Aquatics Engineering, Inc.
75 Shewell Ave
Doylestown, PA 18901
(215) 230-8623

Elevator Consultant:
Jenkins and Huntington
1251 Avenue of the Americas
New York, NY 10020
(212)-696-1818

DOB STAMPS & SIGNATURES:

DWG TITLE:
DETAILS

NB#121192903

SEAL & SIGNATURE:
STATE OF NEW YORK WAILOON WONG LICENSED PROFESSIONAL ENGINEER 085187

DATE: 11/19/15
PROJECT #: 2015-527
SCALE: AS NOTED
M-501.00
DWG NO.

DEPT OF BLDGS 121192903 Job Number
ES230135242 Scan Code

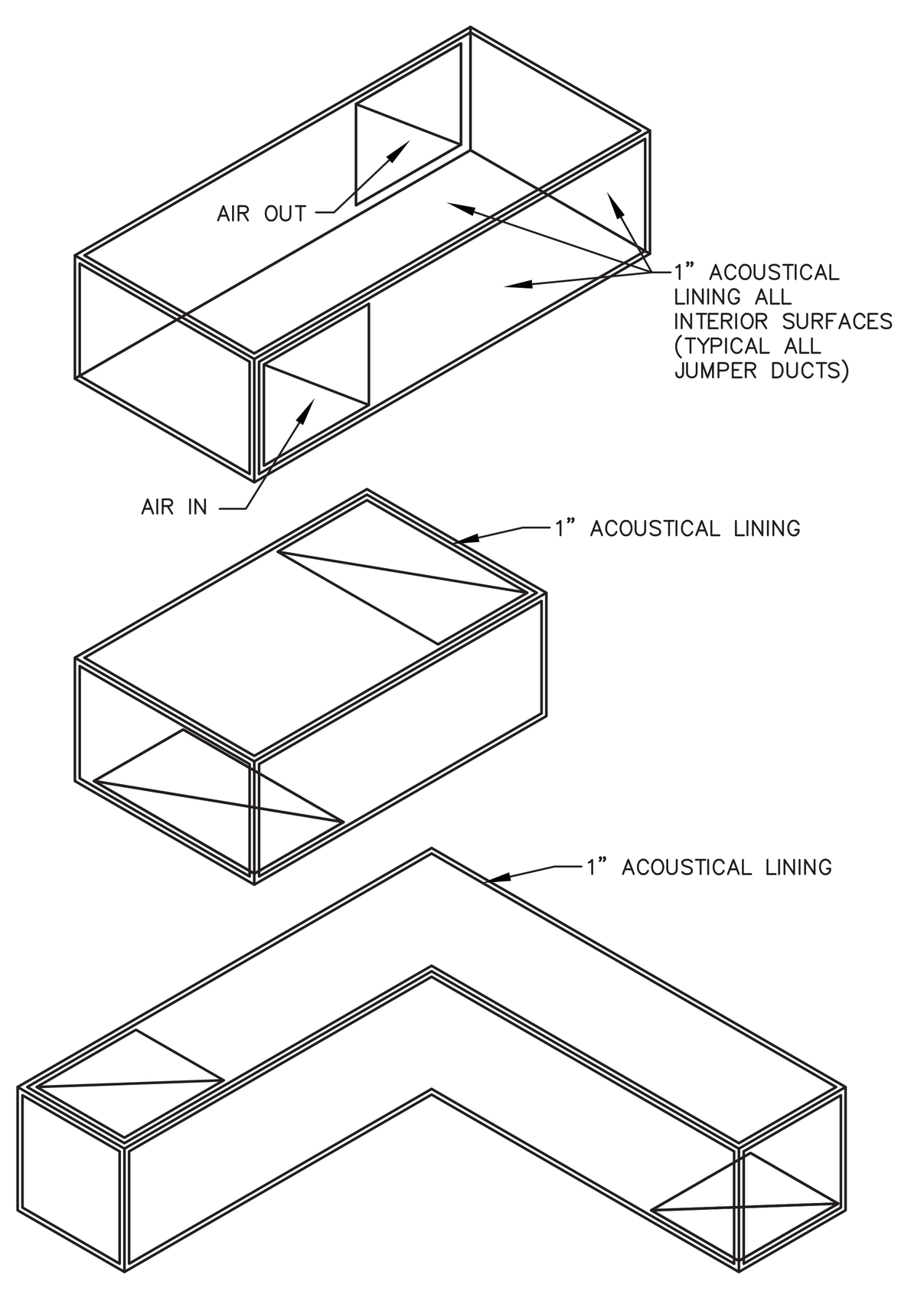

TRANSFER (JUMPER) DUCT TYPES

NOTE:
INSTALL TRANSFER DUCT IN FULL HEIGHT PARATIONS ABOVE DOOR.

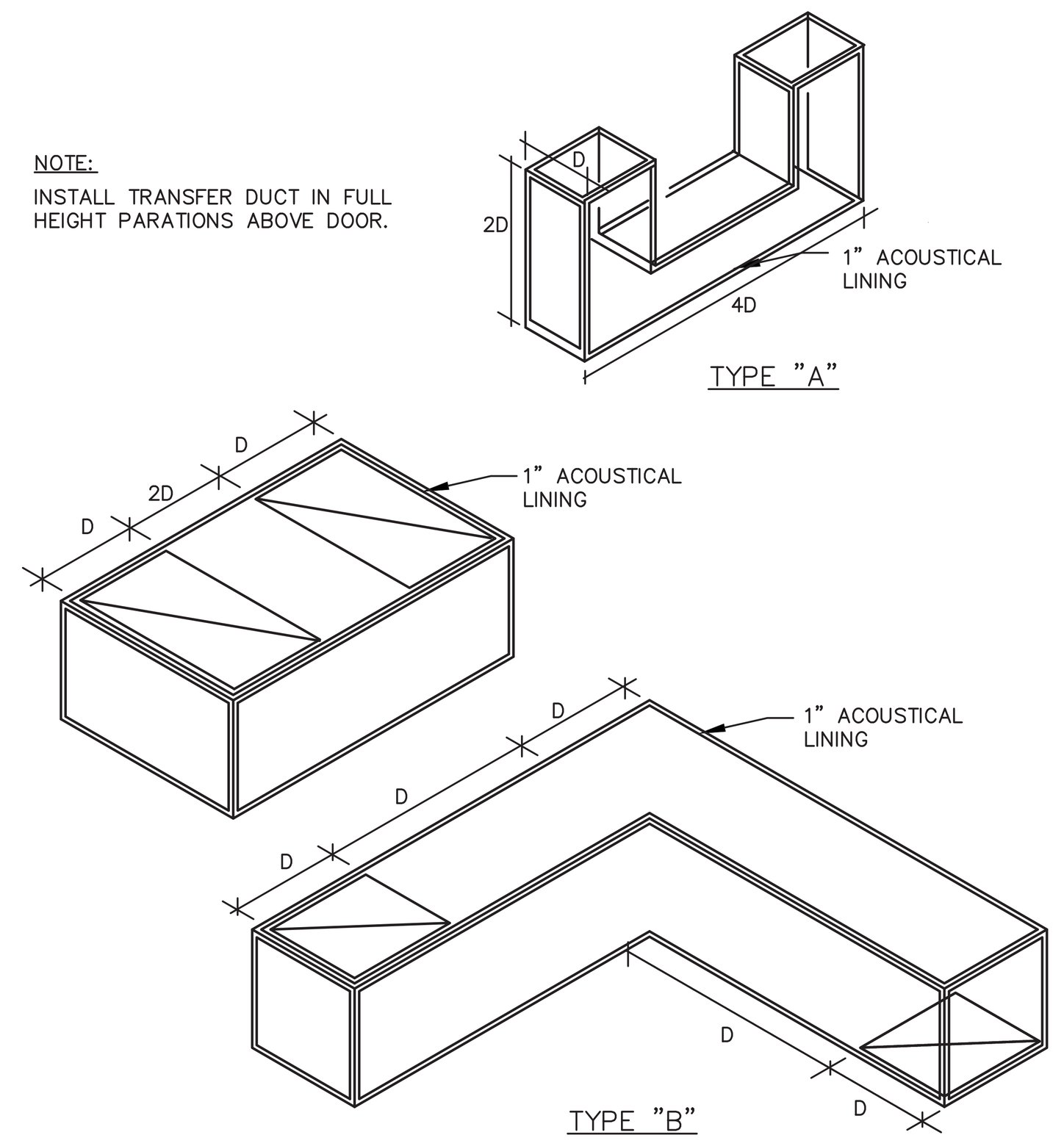

TRANSFER (JUMPER) DUCT TYPES

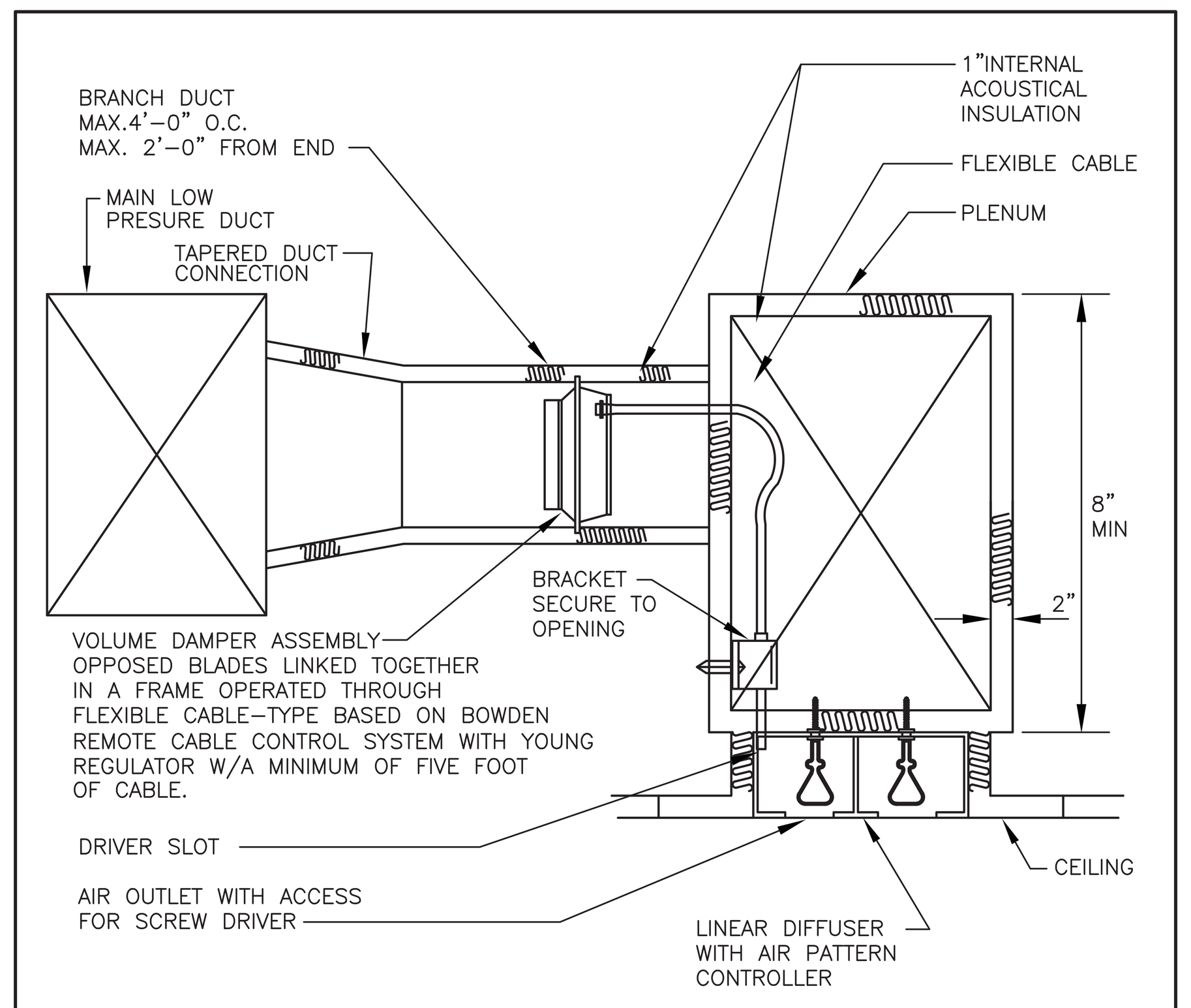

NOTES:
1. TYPICAL BRANCH DUCT TO BE MIN. 6"x6" (CLEAR DIMENSION) UNLESS NOTED.
2. COORDINATE DIFFUSER BORDER TYPES AND COLORS AND CEILING SUPPORTS WITH ARCHITECTURAL DRAWINGS.

LINEAR DIFFUSER DETAIL

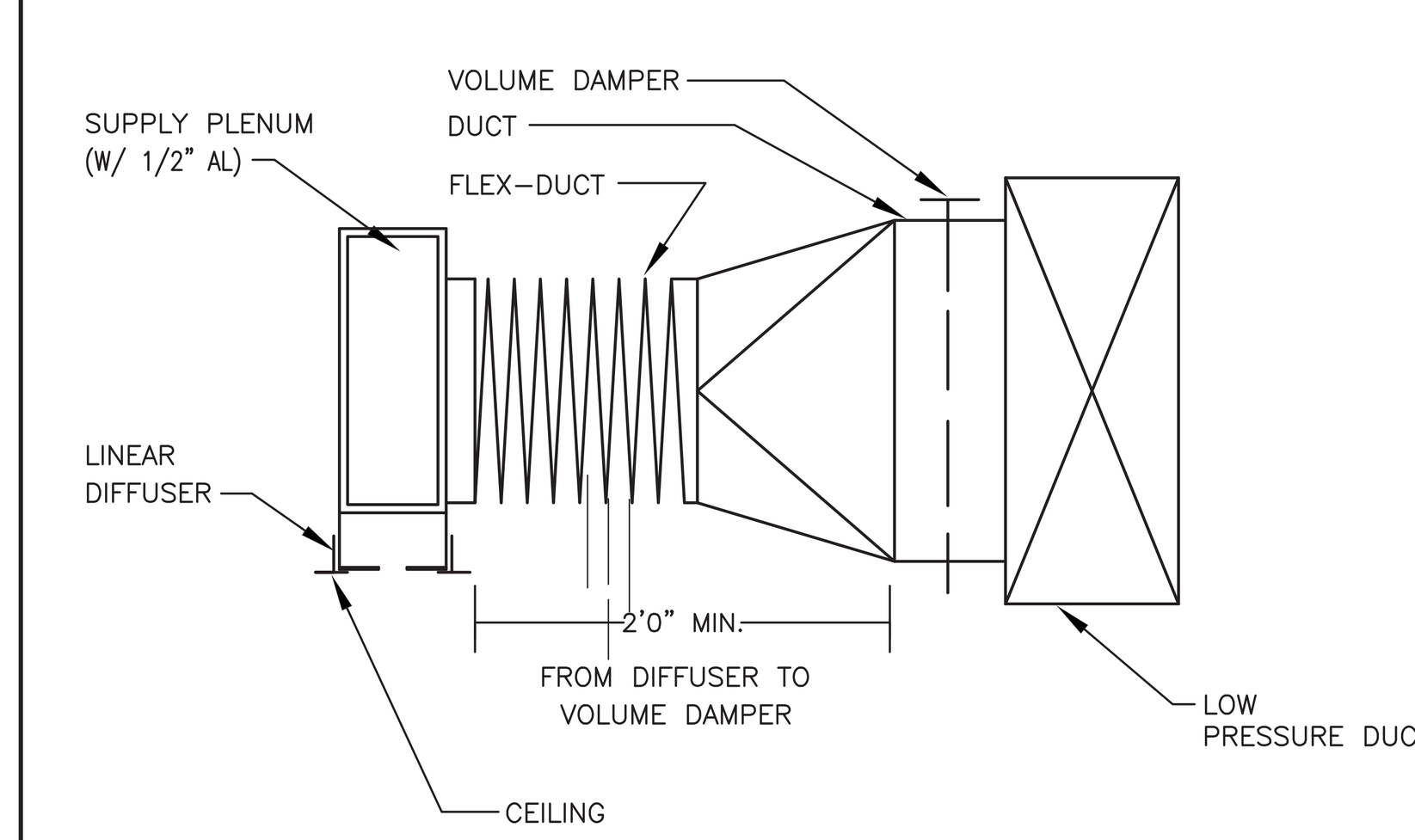

DIFFUSERS SHALL BE FURNISHED WITH INLET AIR VOLUME DAMPER OPERABLE THROUGH DISCHARGE SLOT OF DIFFUSER AND SHALL BE FURNISHED WITH AN AIR PATTERN CONTROLLER.

LINEAR SLOT DIFFUSER AND PLENUM DUCT CONNECTION

DIFFUSER SCHEDULE

SIZE	PATTERN	BLANK-OFF	MAX-CFM	SYMBOL
9 x 9	4 WAY	NONE	340	4
9 x 9	4 WAY	1	255	3
9 x 9	4 WAY	2	170	2
9 x 9	4 WAY	3	85	1
9 x 9	3 WAY	NONE	340	3
9 x 9	2 WAY	NONE	340	2
9 x 9	1 WAY	NONE	340	1
12 x 12	ALL PATT	NONE	500	

RETURN REGISTER SCHEDULE

SIZE	DUCTED MAX. CFM	NON DUCTED MAX. CFM
10 x 10	275	150
10 x 22	575	300
22 x 22	1500	700

BRANCH DUCT SIZE SCHEDULE

DUCT SIZE	MAXIMUM CFM
14 x 4	200
14 x 6	400
16 x 6	450
18 x 6	525

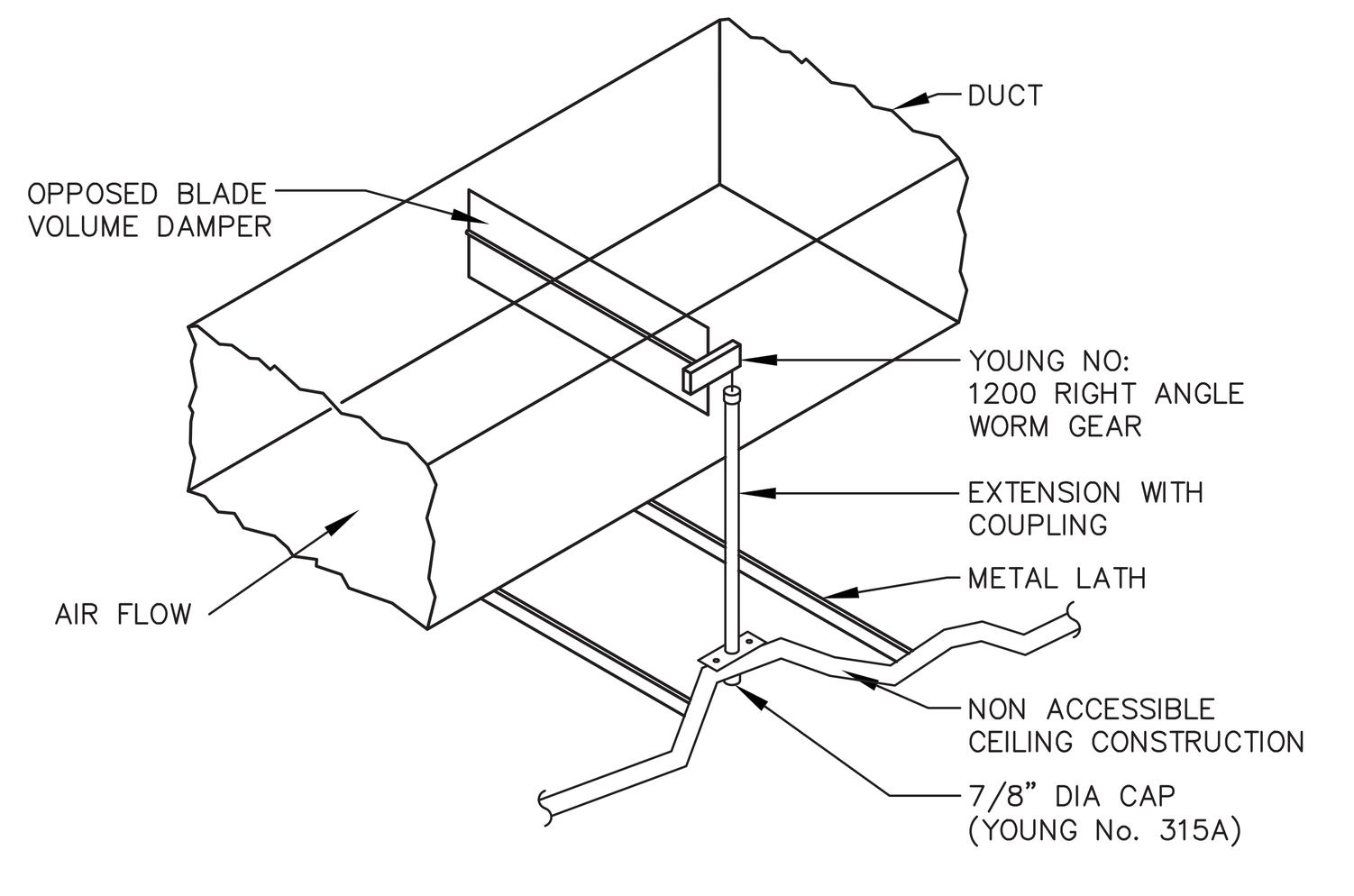

NOTES:

1. WHEN DAMPER IS LOCATED WITHIN 10' OF A DIFFUSER, OR WITHIN A LOBBY OR SPECIALTY SPACE (COORDINATE WITH ARCHITECT), VOLUME DAMPER ASSEMBLY SHALL BE OPERABLE THROUGH FACE OF NEAREST DIFFUSER, BY MEANS OF FLEXIBLE-CABLE BASED ON BOWDEN REMOTE CABLE CONTROL SYSTEM WITH YOUNG REGULATOR.
2. ALL OTHER NON-ACCESIBLE CEILING AREAS SHALL BE AS INDICATED.

VOLUME CONTROL DAMPER

FOR NON ACCESSIBLE CEILINGS ONLY

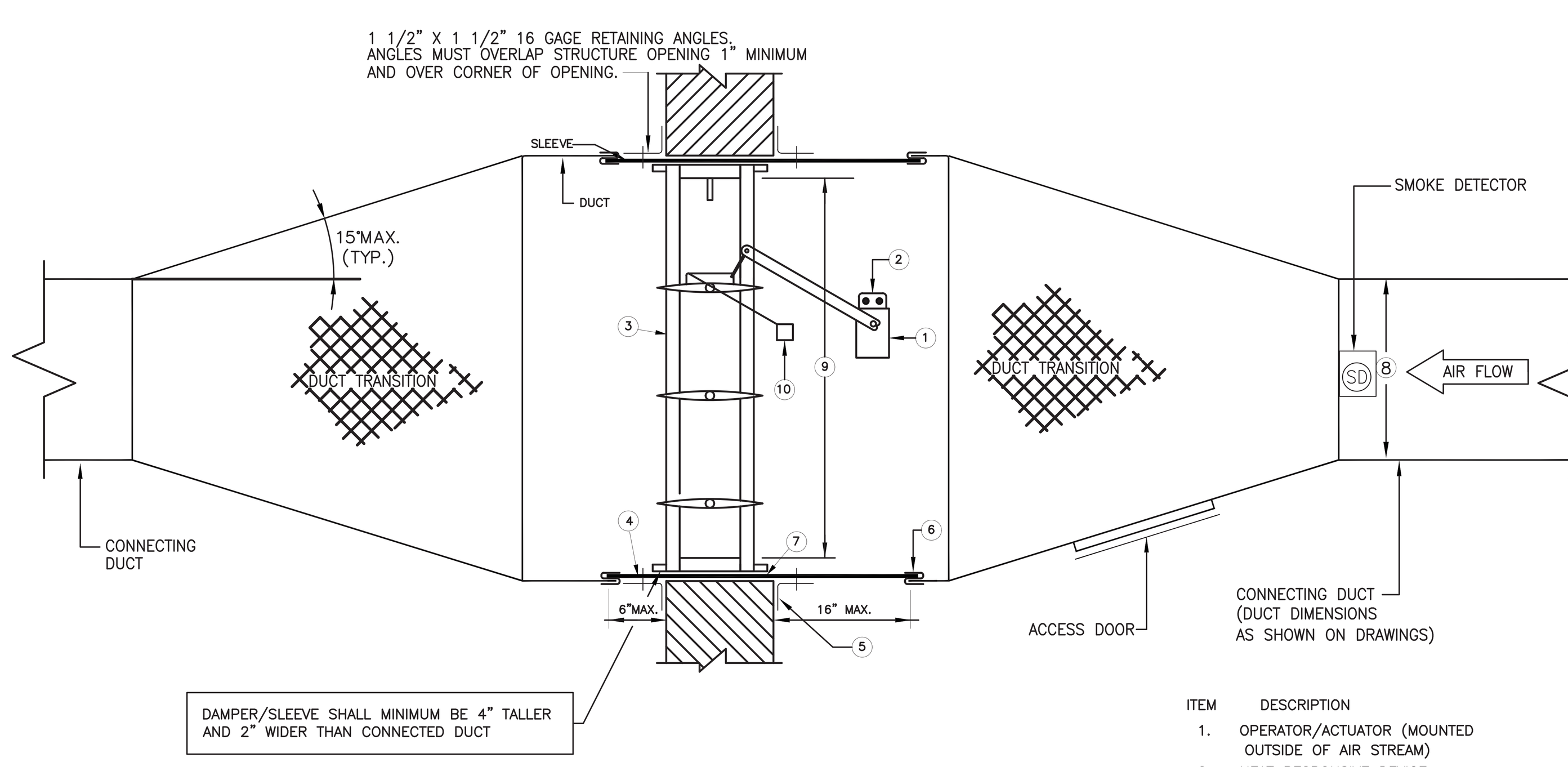

ELEVATION

ITEM	DESCRIPTION
1.	OPERATOR/ACTUATOR (MOUNTED OUTSIDE OF AIR STREAM)
2.	HEAT RESPONSIVE DEVICE (PRIMARY AND SECONDARY)
3.	DAMPER FRAME
4.	SLEEVE
5.	MOUNTING ANGLES
6.	UL LISTED BREAKAWAY CONNECTION
7.	CAULKING MATERIAL
8.	CONNECTING DUCT OPEN AREA
9.	DAMPER CLEAR OPEN AREA
10.	DAMPER END SWITCH

NOTES:

A. COMBINATION FIRE AND SMOKE RATED DAMPERS ARE DESIGNED TO OPERATE WITH BLADES RUNNING HORIZONTALLY AND MUST BE INSTALLED WITHIN THE FIRE WALL DUCT OPENING.

B. DAMPERS SHALL BE INSTALLED PER THE CONDITION OF THEIR UL LISTING AND THE MANUFACTURER'S INSTALLATION INSTRUCTION.

C. DAMPER SHALL BE IN ACCORDANCE , UL 555S (LATEST EDITION) AND ALL REQUIREMENTS OF LOCAL AUTHORITIES HAVING JURISDICTION AND SHALL HAVE UL LABEL.

D. DAMPER ACTUATOR SHALL BE UL RATED FOR 350°F DAMPER SLEEVE SHALL NOT EXTEND MORE THAN 6" BEYOND THE FIRE WALL OR PARTITION AND NOT MORE THAN 16" ON THE OPERATOR/ACTUATOR SIDE.

E. CONTRACTOR SHALL SUBMIT STATIC PRESSURE LOSS THRU DAMPER AT OPERATING DUCT VELOCITIES.

F. PROVIDE ACCESS DOORS AS PER CODE AND SPECIFICATIONS.

G. THE MAXIMUM SINGLE DAMPER ASSEMBLY WHETHER SINGLE OR MULTI-SECTION MAY NOT EXCEED THE LIMIT AS CERTIFIED BY UL. WHERE MULTIPLE ASSEMBLIES ARE REQUIRED PROVIDE AN APPROVED MULLIONS (FOR MASONRY WALL APPLICATION ONLY)

H. SEE SPECS FOR ADDITIONAL REQUIREMENTS.

I. PROVIDE PRIMARY HEAT RESPONSIVE DEVICE. FOR SMOKE MANAGEMENT SYSTEM, PROVIDE PRIMARY AND SECONDARY HEAT RESPONSIVE DEVICES.

CONTROLS

A. NON SMOKE MANAGEMENT SYSTEM
WHERE F/SM DAMPERS ARE PART OF A FLOOR-BY-FLOOR AIR HANDLING OR FAN SYSTEM, DAMPERS SHALL BE INTERLOCKED WITH AIR HANDLING UNIT OPERATION. EACH DAMPER SHALL BE PROVIDED WITH END SWITCHES WHICH SHALL BE HARD WIRED AND STATUS CONFIRMED PRIOR TO MOTOR START OF AIR HANDLING UNIT.
WHERE F/SM DAMPERS ARE PART OF A CENTRAL AIR HANDLING OR FAN SYSTEM, DAMPER SHALL BE INTERLOCKED WITH AIR HANDLING UNIT OPERATION. EACH DAMPER SHALL BE PROVIDED WITH END SWITCHES WHICH SHALL BE HARD WIRED AND STATUS CONFIRMED PRIOR TO MOTOR START OF AIR HANDLING UNIT.
REFER TO SPECIFICATIONS FOR ADDITIONAL SYSTEM SEQUENCES.

B. SMOKE MANAGEMENT
SAME AS ABOVE EXCEPT PROVIDE OVERRIDE CONTROL OF DAMPER THRU CENTRAL SMOKE MANAGEMENT OR FIRE ALARM SYSTEM, INCLUDE OVERRIDE OF LOW TEMPERATURE HEAT SENSOR FOR REOPENING DAMPER.
REFER TO SPECIFICATIONS FOR ADDITIONAL SYSTEM SEQUENCES.

FIRE/SMOKE DAMPER INSTALLATION DETAIL

TABLE OF GUIDE SPACINGS

NOMINAL PIPE SIZE (IN)	MAXIMUM DISTANCE: EXPANSION JOINT TO FIRST GUIDE	MAXIMUM DISTANCE: FIRST TO SECOND GUIDE	50	100	150	200	250	300	350	400
			MAXIMUM DISTANCE BETWEEN INTERMEDIATE GUIDES (FT) FOR PRESSURES (PSIG) SHOWN BELOW							
3	1'-0"	3'-6"	21	19	17	16	15	14	13	13
4	1'-4"	4'-8"	35	29	25	22	20	19	18	17
6	2'-0"	7'-0"	57	44	37	32	29	27	25	23
8	2'-8"	9'-4"	66	52	45	40	36	33	31	29
10	3'-4"	11'-8"	91	69	58	51	46	42	39	36
12	4'-0"	14'-0"	107	79	66	58	52	48	44	41
14	4'-8"	16'-4"	115	85	71	62	56	51	47	
16	5'-4"	18'-8"	127	94	78	68	61	56	52	
18	6'-0"	21'-0"	139	102	85	74	67	61	56	
20	6'-8"	23'-4"	151	110	91	80	71			
24	8'-0"	28'-0"	172	125	103	89	80			
30	10'-0"	35'-0"	200	144	118	103	92			

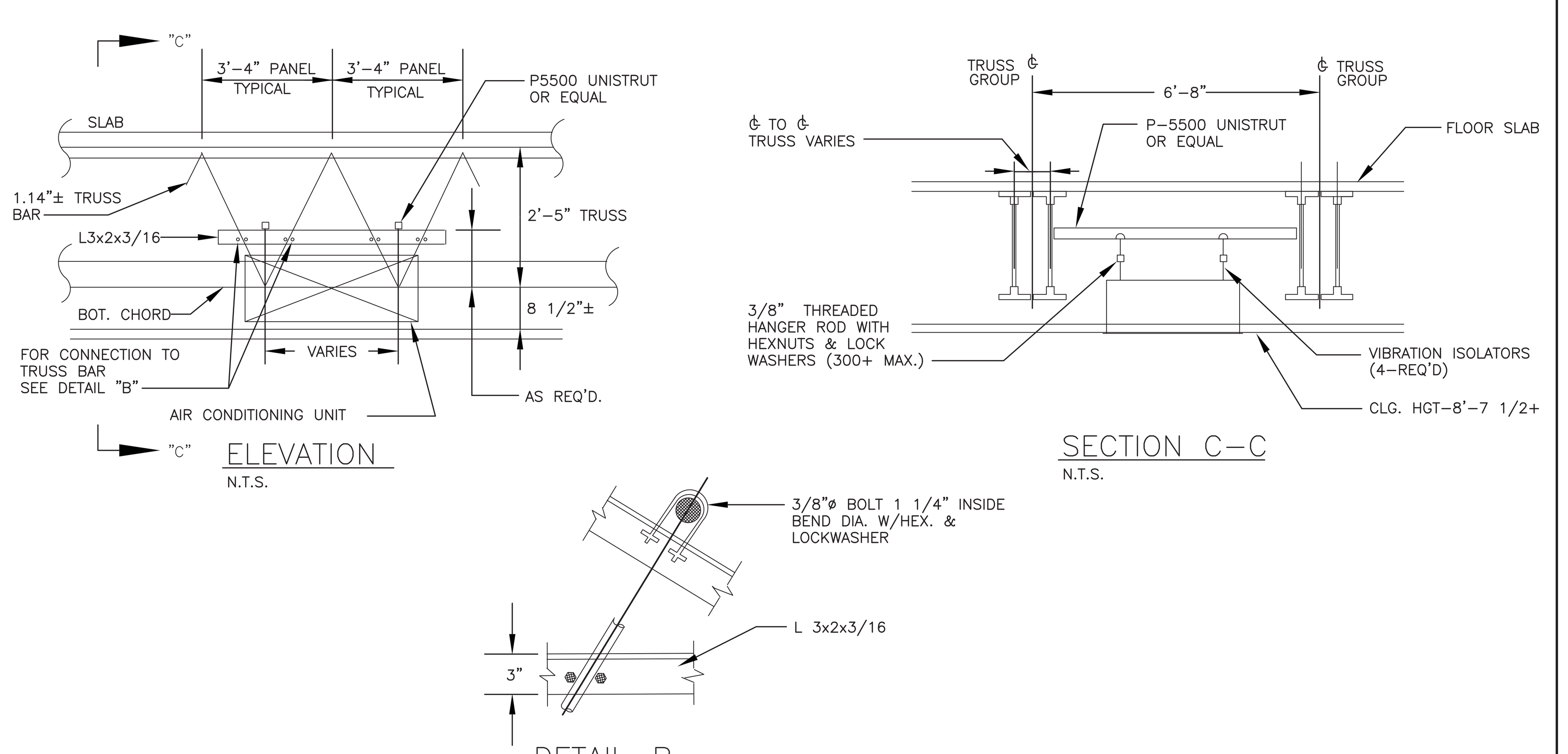

ELEVATION
N.T.S.

SECTION C-C
N.T.S.

DETAIL-B
N.T.S.

HANGING SUPPORT FOR AIR CONDITIONING UNIT

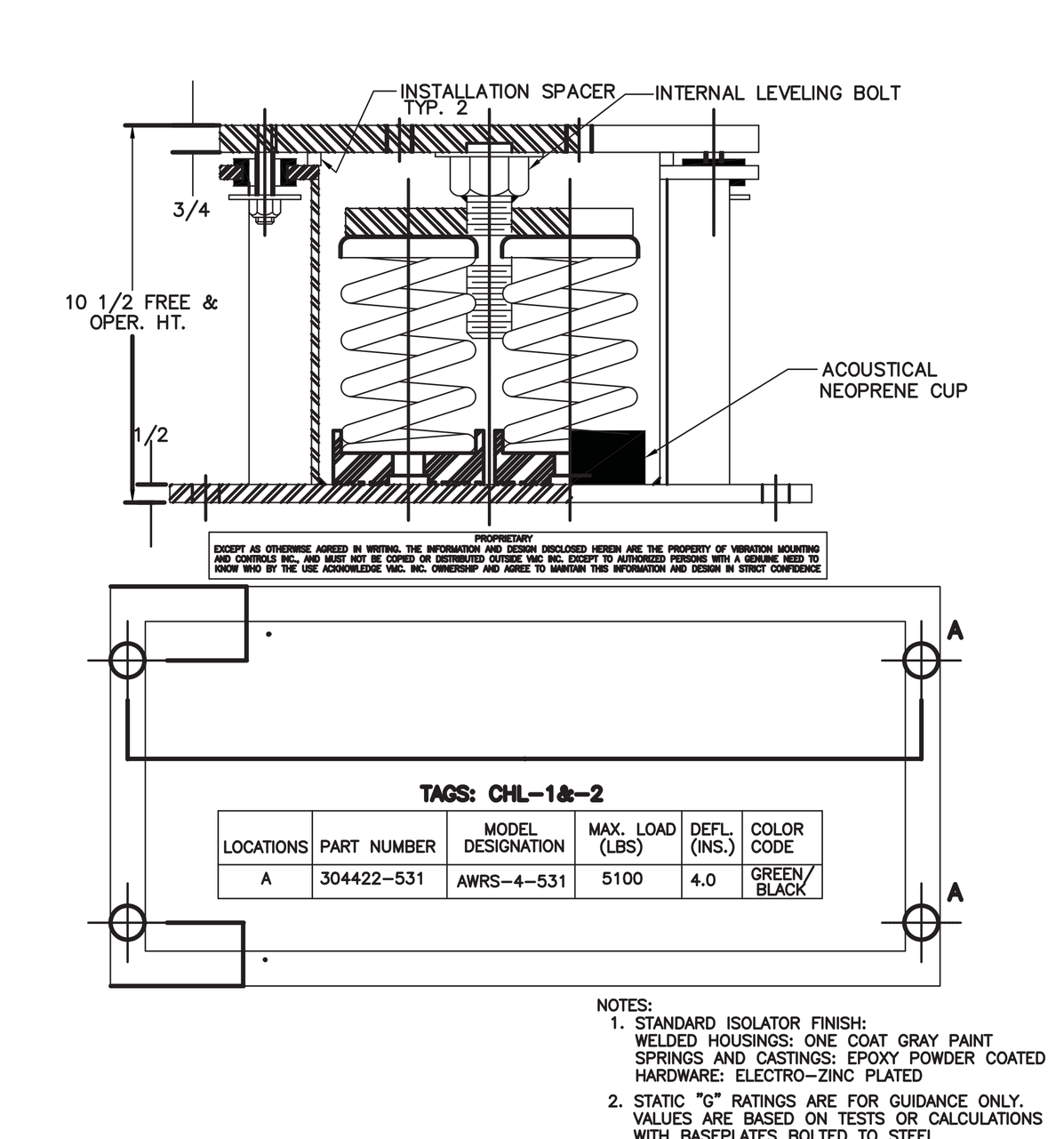

TAGS: CHL-1&-2

LOCATIONS	PART NUMBER	MODEL DESIGNATION	MAX. LOAD (LBS)	DEFL. (INS.)	COLOR CODE
A	304422-531	AWRS-4-531	5100	4.0	GREEN/ BLACK

NOTES:
1. STANDARD ISOLATOR FINISH: WELDED HOUSINGS: ONE COAT GRAY PAINT SPRINGS AND CASTINGS: EPOXY POWDER COATED HARDWARE: ELECTRO-ZINC PLATED
2. STATIC "G" RATINGS ARE FOR GUIDANCE ONLY. VALUES ARE BASED ON TESTS OR CALCULATIONS WITH BASEPLATES BOLTED TO STEEL. FOR ATTACHMENT TO CONCRETE, CONSULT FACTORY.

SPRING-FLEX MOUNTING FOR HEAT PUMP PIPE RISER SUPPORT DETAIL

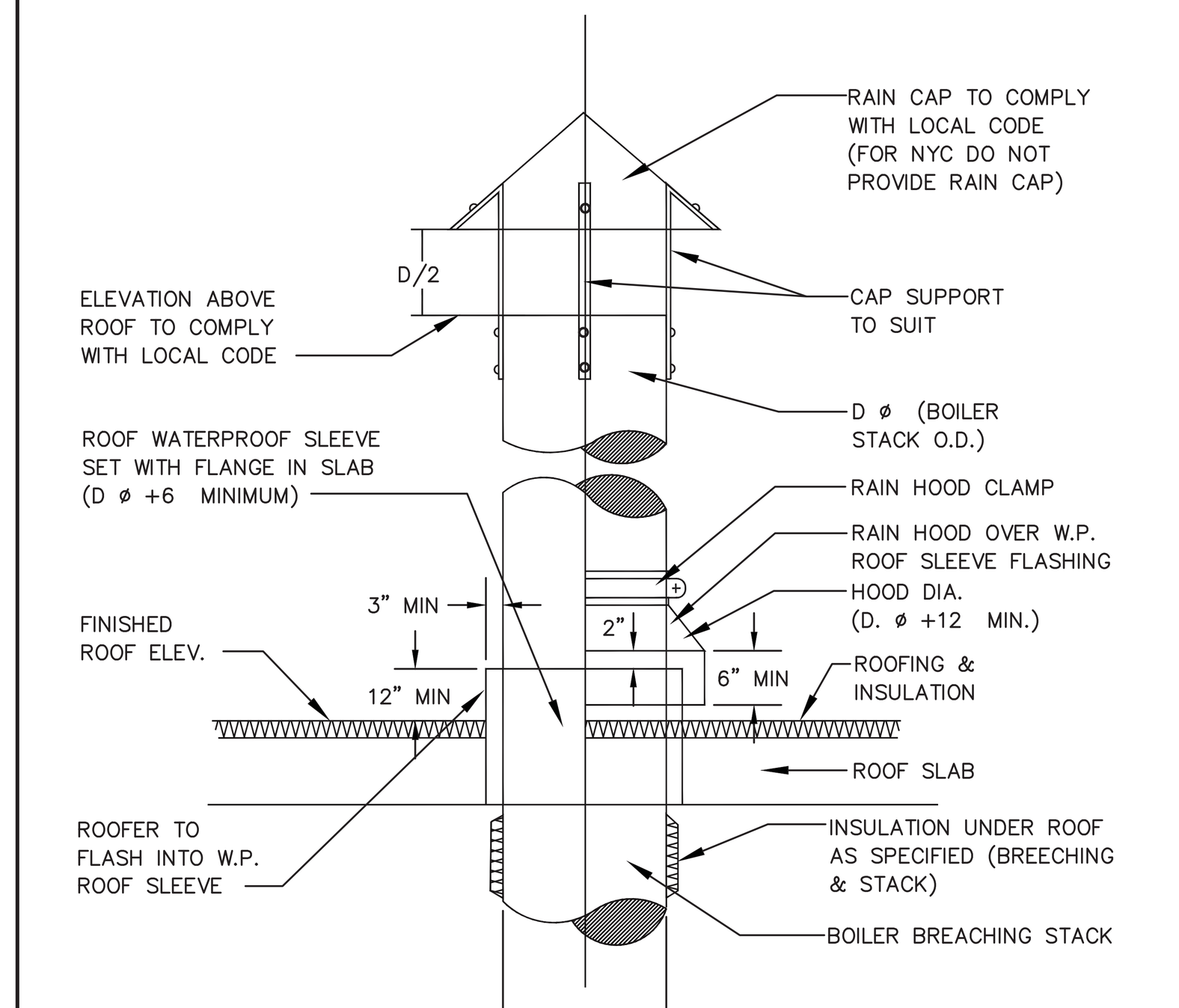

ELEVATION OF BOILER STACK

NO SCALE

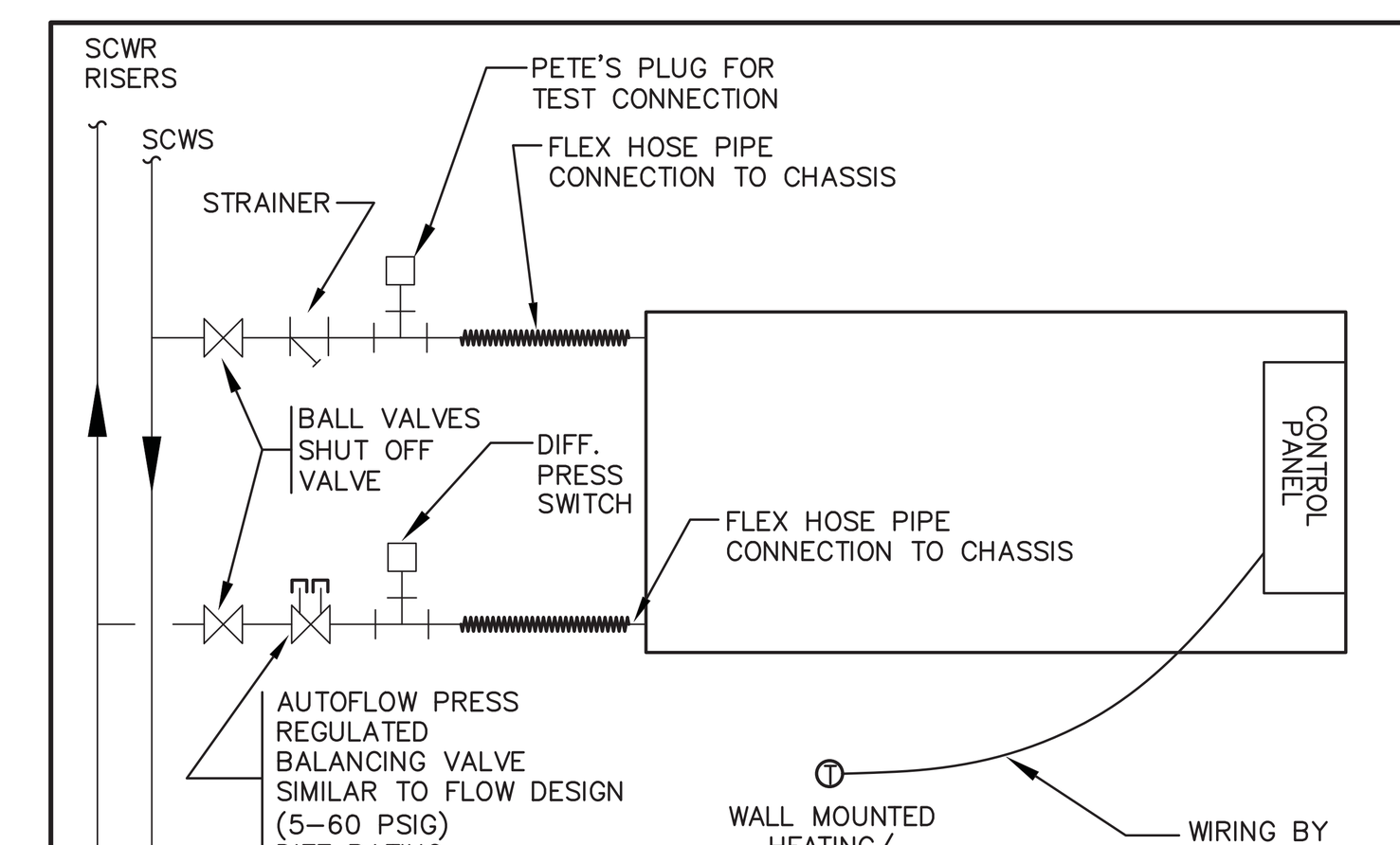

NOTES:
1. UNIT SHALL BE LOCATED SO THAT FILTERS AND ACCESS PANEL IS ACCESSIBLE.
2. PROVIDE PRESS DIFF SWITCH TO PREVENT AC UNIT FROM RUNNING WITH NO WATER FLOW.
3. PROVIDE ROOM THERMOSTAT WITH SUB-BASE (THERMOSTAT TO BE HEATING/COOLING TYPE).
4. VALVE AND COIL PRESSURE RATING AS FOLLOWS:

CONDENSER WATER PIPING DETAILS FOR HEAT PUMP

NOTE: THIS PLAN IS APPROVED ONLY FOR WORK INDICATED ON THE APPLICATION SPECIFICATION SHEET. ALL OTHER MATTERS SHOWN ARE NOT TO BE RELIED UPON OR TO BE CONSIDERED AS EITHER BEING APPROVED OR IN ACCORDANCE WITH APPLICABLE CODES.

NOTE: TO THE BEST OF MY KNOWLEDGE, BELIEF AND PROFESSIONAL JUDGMENT, THESE PLANS AND SPECIFICATIONS ARE IN COMPLIANCE WITH 2016 NEW YORK CITY ENERGY CONSERVATION CODE (BY APPLICATION OF ASHRAE-90.1/2013)

Clara Gomez
NYC Buildings
APPROVED
Under Directive 2 of 1975
Date: 11/06/2017:
NYC Development Hub

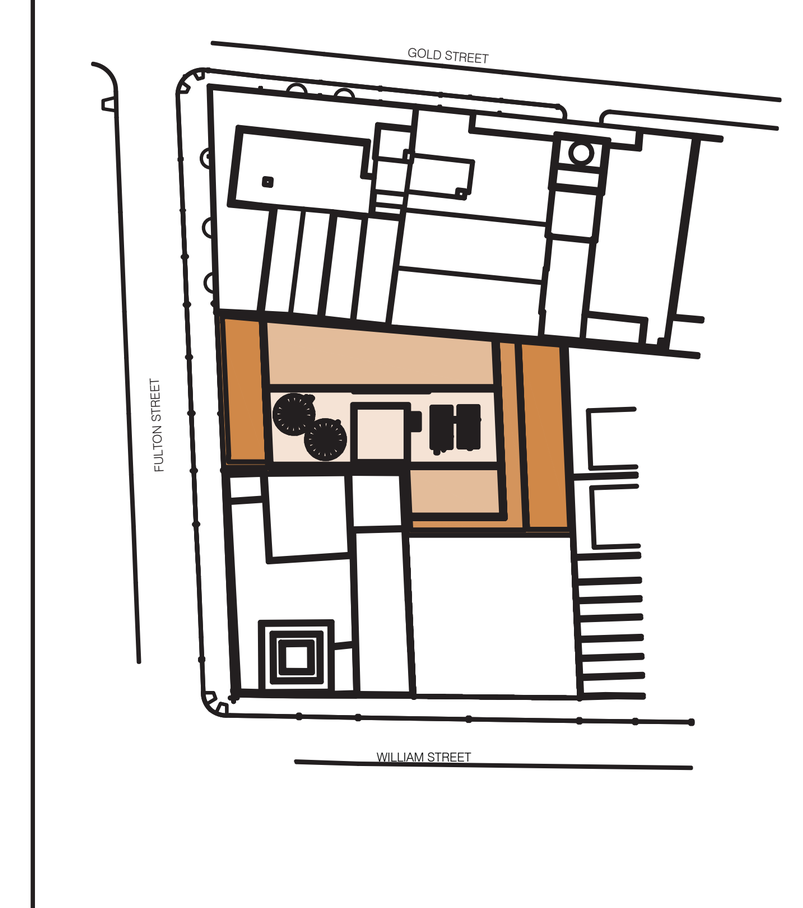

KEY PLAN

NOTES:

Number:	Date:	Revision:
16	09/22/2017	ISSUED TO DOB
15	06/14/2017	100% CD SUBMISSION 3
14	03/31/2017	95% CD SUBMISSION 2
13	02/16/2017	RE-SUBMISSION FOR EN COMMENTS
12	01/20/2017	80% CD SUBMISSION 1
11	01/13/2017	REVISED BUY SET
10	01/06/2017	RE-SUBMISSION FOR EN COMMENTS
9	12/22/2016	RE-SUBMISSION FOR EN COMMENTS
8	11/28/2016	RE-SUBMISSION FOR DOB FILING
7	11/11/2016	CORE & SHELL BUY SET
6	10/07/2016	CORE & SHELL BID SET
5	09/15/2016	PROGRESS SET FOR BUDGETING
4	07/06/2016	HUB FILING SET
3	06/20/2016	100% DD SET
2	05/02/2016	50% DD SET
1	04/11/2016	PRELIMINARY PRICING SET

Project:
130 WILLIAM STREET
130 WILLIAM STREET
NEW YORK, NY 10038

Client:
THE LIGHTSTONE GROUP
130 WILLIAM STREET PROPERTY OWNER LLC
460 PARK AVE, 13TH FLOOR
NEW YORK, NY 10022
(212) 616-9971

Architect:
HILL | WEST ARCHITECTS
11 BROADWAY
17TH FLOOR
NEW YORK, NY 10004
T. 212 213 8007

Creative Director
Adjaye Associates
415 Broadway, 3rd Fl.
New York, NY 10013
(212) 965-8477

Building Structures:
McNamara Salvia
62 West 45th Street, 11th Fl.
New York, NY 10036
(212) 246-9800

MEP Engineer:
Ventrop ECG, LLC
365 W 34th Street, 3rd Fl.
New York, NY 10001
(212) 244-5060

Exterior Facade Consultant:
Gilsanz Murray Steficek, LLP
129 West 27th Street, 5th Fl.
New York, NY 10001
(212) 254-0030

Landscape Architect:
Weintraub Diaz, LLC
19 New Street
Nyack, NY 10960
(845) 353-2500

Civil Engineer & Acoustic Consultant:
AKRF Engineering PC
440 Park Avenue South, 7th Fl.
New York, NY 10016
(646) 388-9829

IT & Security Consultant:
Anj Communications
133 Sunny Ridge Road
Harrison, New York 10528
(914) 967-1967

Pool Consultant:
Integrated Aquatics Engineering, Inc.
75 Shewell Ave
Doylestown, PA 18901
(215) 230-8623

Elevator Consultant:
Jenkins and Huntington
1251 Avenue of the Americas
New York, NY 10020
(212)-696-1818

DOB STAMPS & SIGNATURES:

DWG TITLE:
DETAILS

NB#121192903

SEAL & SIGNATURE:
STATE OF NEW YORK · WAILOON WONG · 095187 · LICENSED PROFESSIONAL ENGINEER

DATE: 11/19/15
PROJECT #: 2015-527
SCALE: AS NOTED
M-502.00
DWG NO.

DEPT OF BLDGS121192903 Job Number
ES318963597 Scan Code

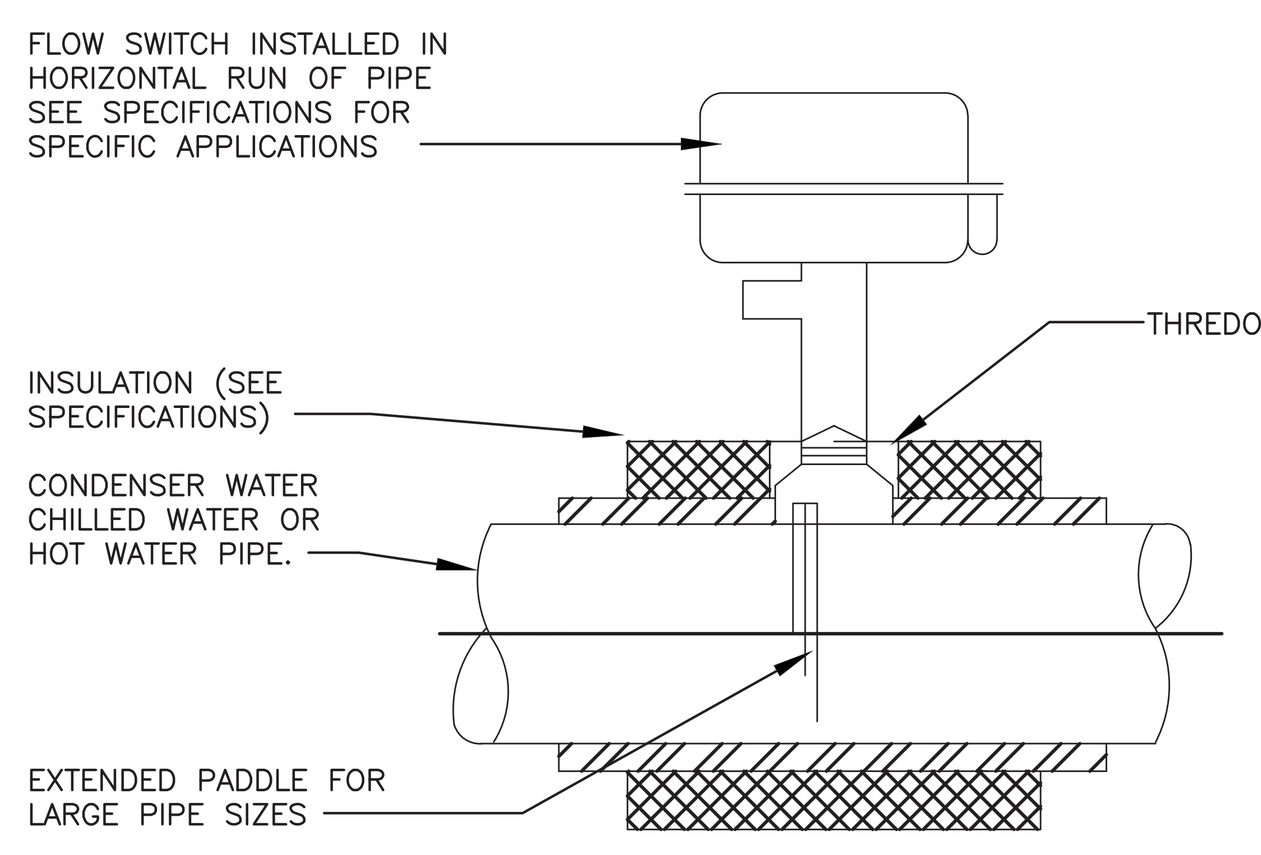

FLOW SWITCH DETAIL

NO SCALE

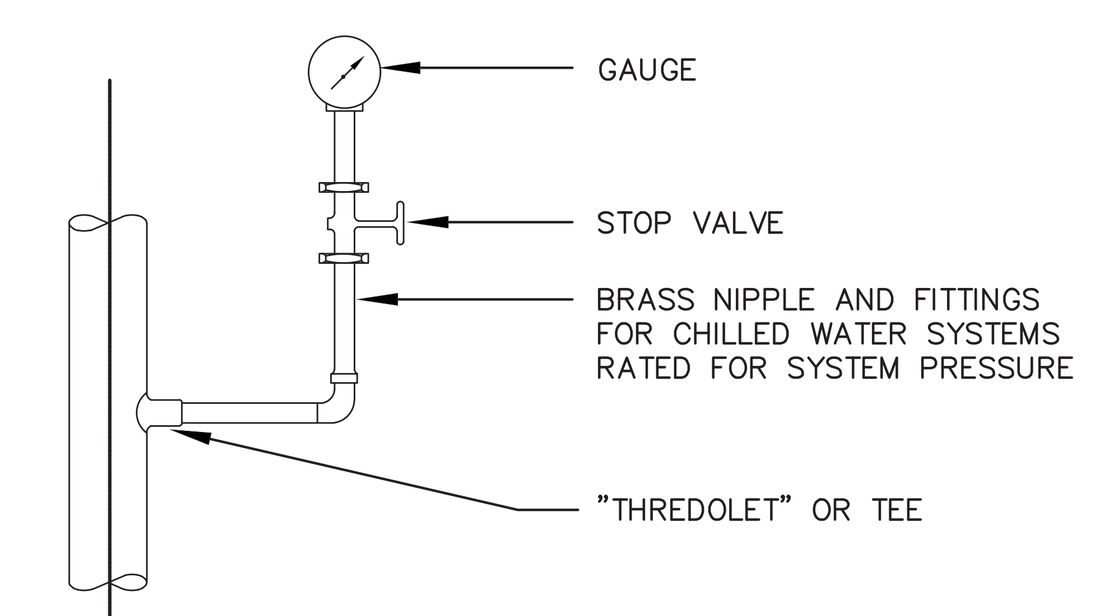

HEATING WATERS AND CONDENSER WATER SYSTEMS SHALL USE STEEL NIPPLES AND FITTINGS.

NOTE:

TYPICAL GAUGE PIPING DETAIL

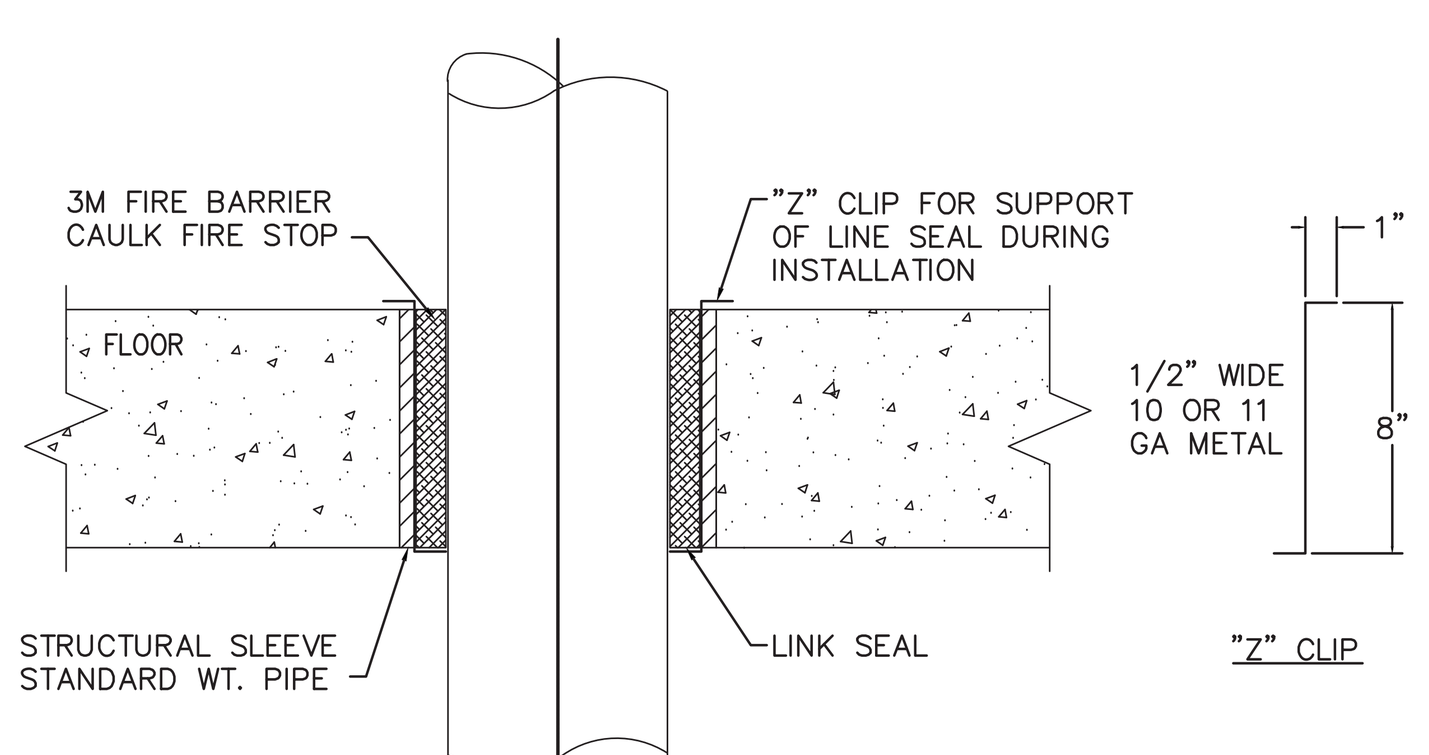

PIPE SIZE	SLEEVE SIZE	LINK SEAL
1 1/2"	5"	LS-360-C-5
2"	5"	LS-340-C-7
2 1/2"	5"	LS-315-C-8
3"	6"	LS-340-C-9
4"	8"	LS-360-C-9

PIPE GUIDE DETAIL FOR RISERS

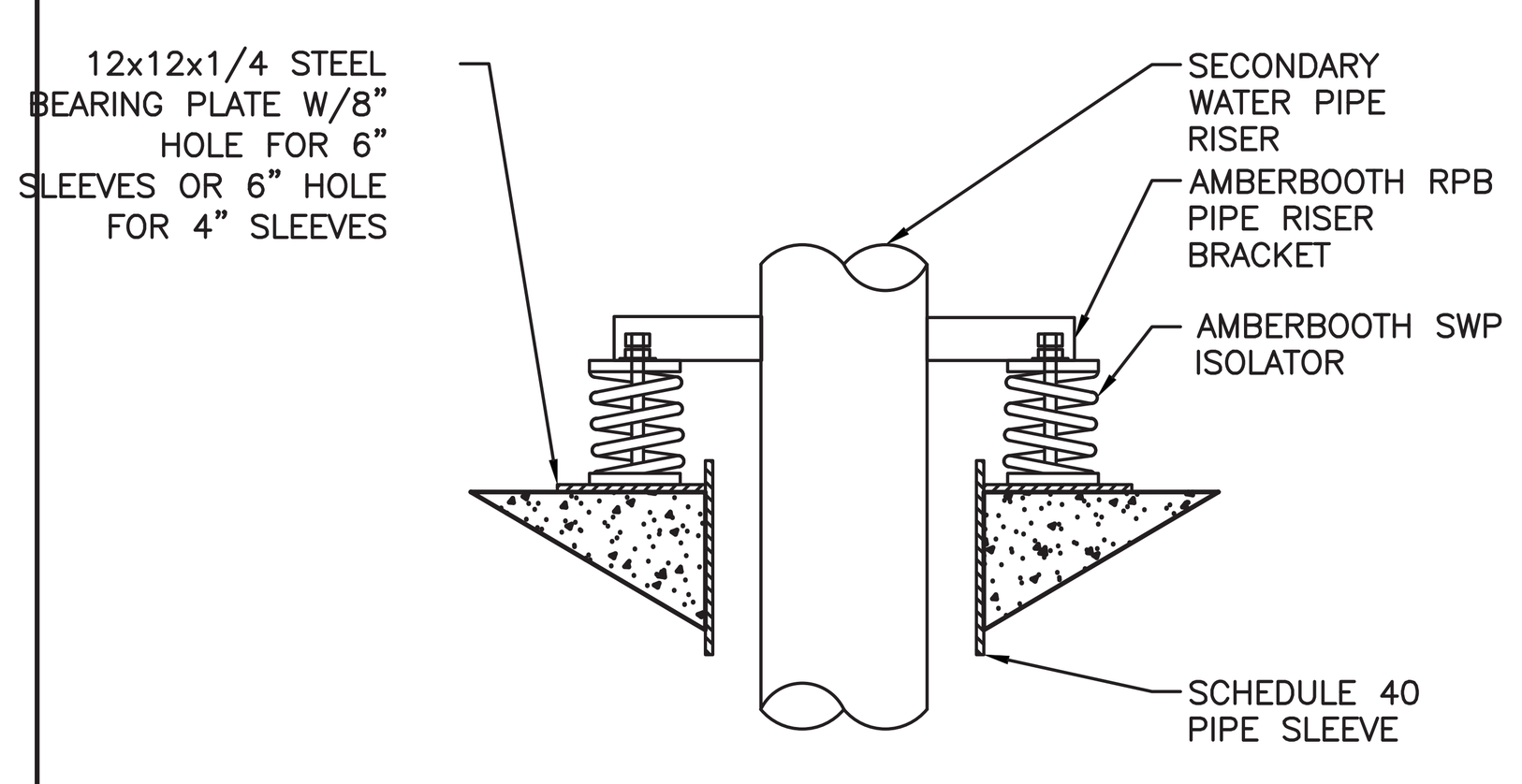

NOTE:
SEE DETAIL OF AMBERBOOTH RISER BRACKET FOR INSTALLATION WITH PRE COMPRESSION

TYPICAL PIPE RISER ANCHOR WITH BEARING PLATE

N.T.S

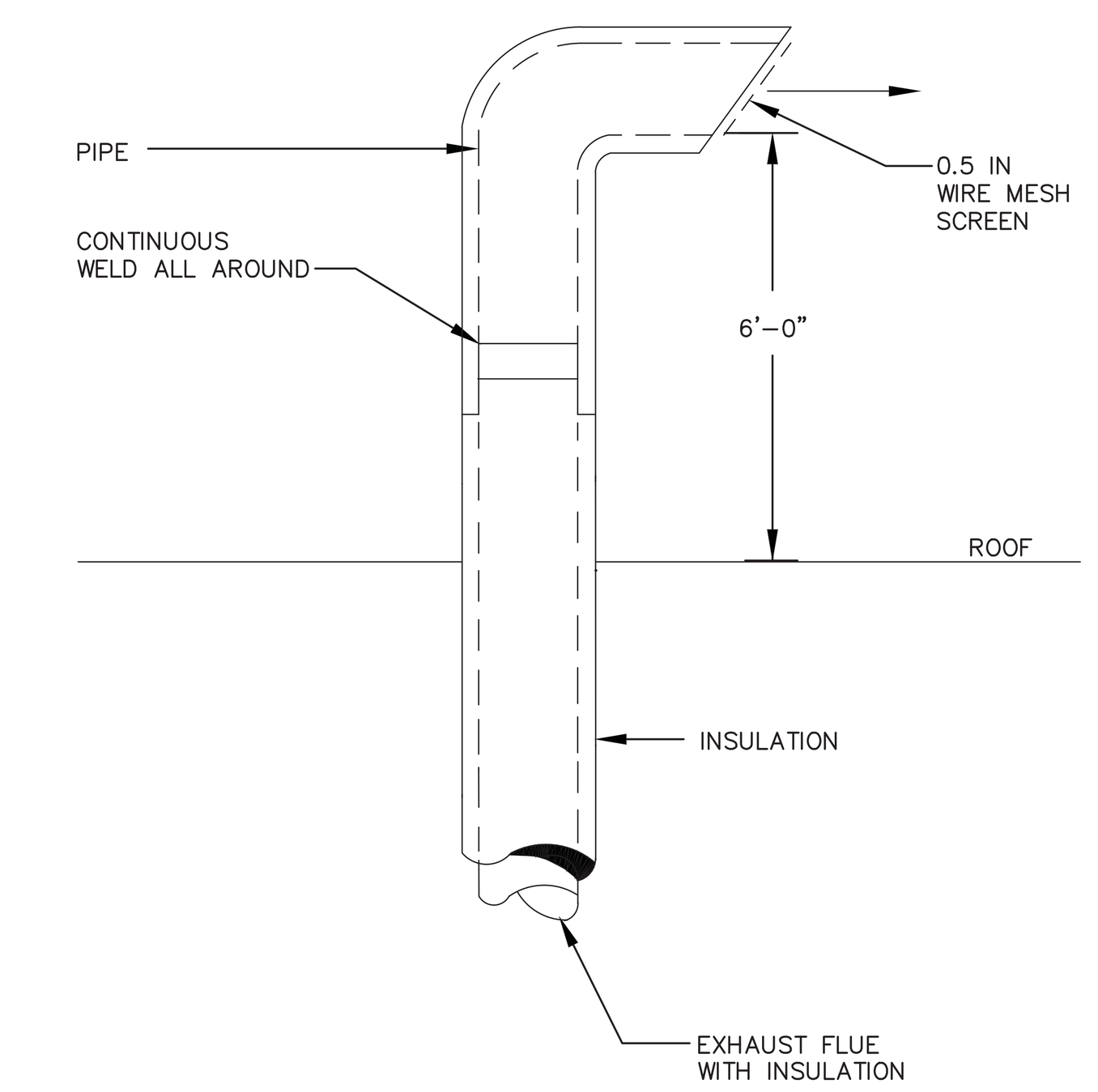

DETAIL OF INSULATED PIPE ABOVE ROOF

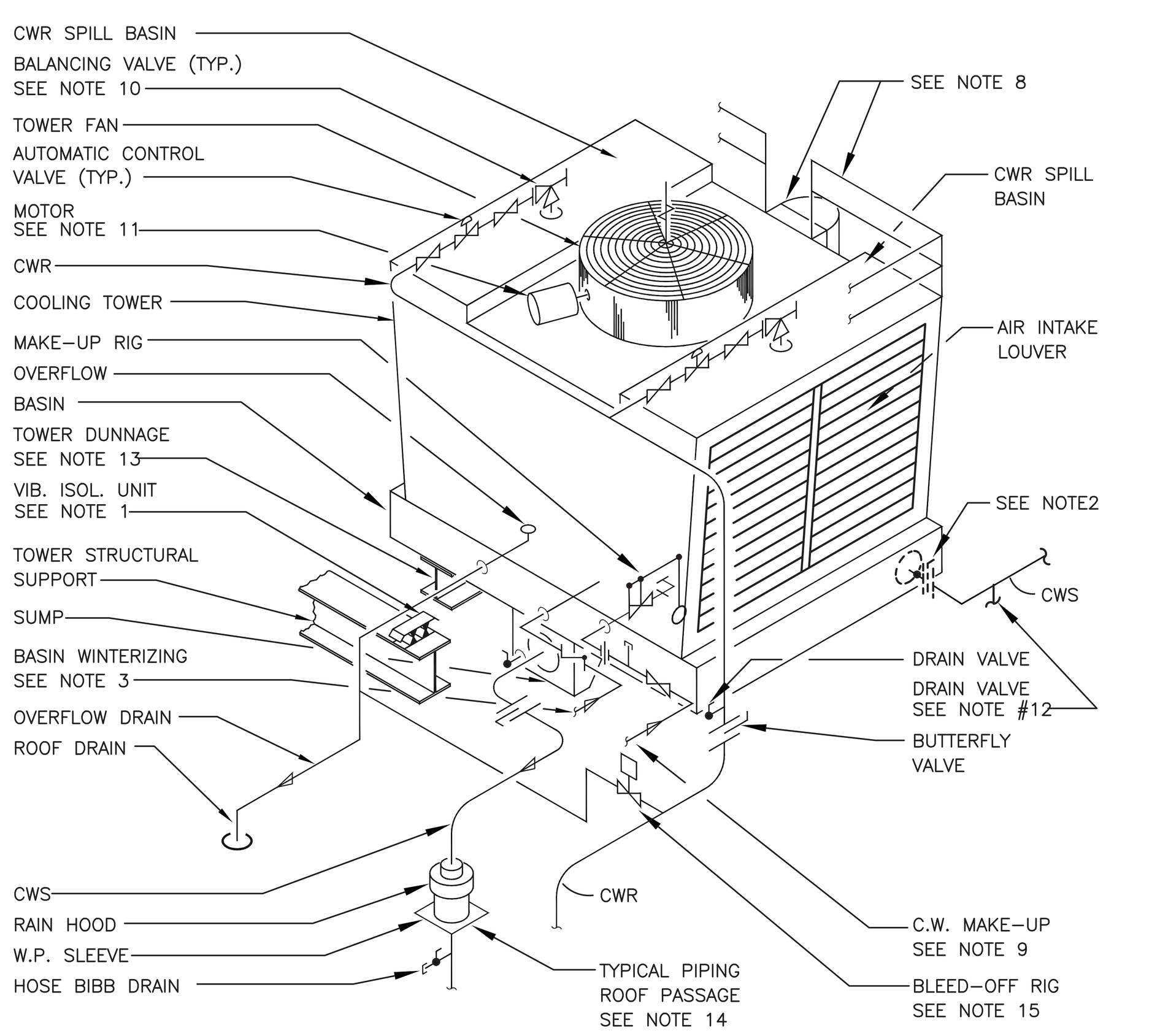

NOTES:

1. PROVIDE VIBRATION ISOLATION UNITS AS SPECIFIED.
2. FOR MULTI-CELL TOWER PROVIDE FULL SIZE EQUALIZING LINE WITH AUTOMATIC ISOLATION VALVE FOR EACH CELL.
3. PROVIDE BASIN FREEZE PROTECTION AS SPECIFIED,
4. PROVIDE STAINLESS STEEL SUMP SCREEN OR VORTEX PLATE (WITH TOWER).
5. SEE SPEC. FOR TWO SPEED FAN WIRING, VIB. LIMIT SWITCH ETC.
6. PIPING ABOVE ROOF CAN BE INSTALLED WITH "VICTAULIC" COUPLINGS (USE SPEC. PIPE SCH.).
7. FOR ROOF PIPING WINTERIZING SEE SPEC.
8. PROVIDE PERIMETER RAILING, LADDER AND SAFETY CAGE AS PER OSHA.
9. MAKE-UP WATER RUN OUT TO HAVE A BACKFLOW PREVENTER "WATTS" # 909 (OR EQUAL) PLUS VALVE, STRAINER ETC. (AS REQUIRED)
10. BALANCING VALVES BY TOWER VENDOR.
11. KEEP ACCESS TO MOTOR CLEAR OF PIPING FOR MOTOR REMOVAL.
12. DRAIN VALVES @ ALL LOW POINTS TO BE PIPED WITH SHORT NIPPLE AND INCORPORATED INTO WEATHERPROOF INSULATION (IF APPLIED, SEE SPEC.).
13. TOWER DUNNAGE TO SUIT TOWER DATA (FOR LOAD & LOCATION). FOR TOWER DUNNAGE, SEE STRUCTURAL DRAWINGS.
14. ALL ROOF PASSAGE OF PIPING TO BE PROVIDED WITH W.P. SLEEVE (TO BE WATERPROOFED & FLASHED BY ROOFER) AND RAIN HOOD, SLEEVE TO EXTEND 12" ABOVE ROOFING.
15. BLEED-OFF RIG. SOLENOID, VALVES, STRAINER AND UNIONS, PLUS WIRING ALL IN HVAC DIVISION. (SEE WATER TREATMENT ITEM IN SPEC.)
16. PROVIDE TAPPING IN PIPING (COUPLINGS) AT LOCATION & SIZE REQUIRED BY TEMP. CONTROL CONTRACTOR.
17. ALL PIPING ON ROOF LEVEL (EXPOSED TO AMBIENT CONDITIONS) TO BE HEAT TRACED.
18. PROVIDE BUTTERFLY VALVE IN ADDITION TO BALANCING VALVE.

COOLING TOWER PIPING DETAIL

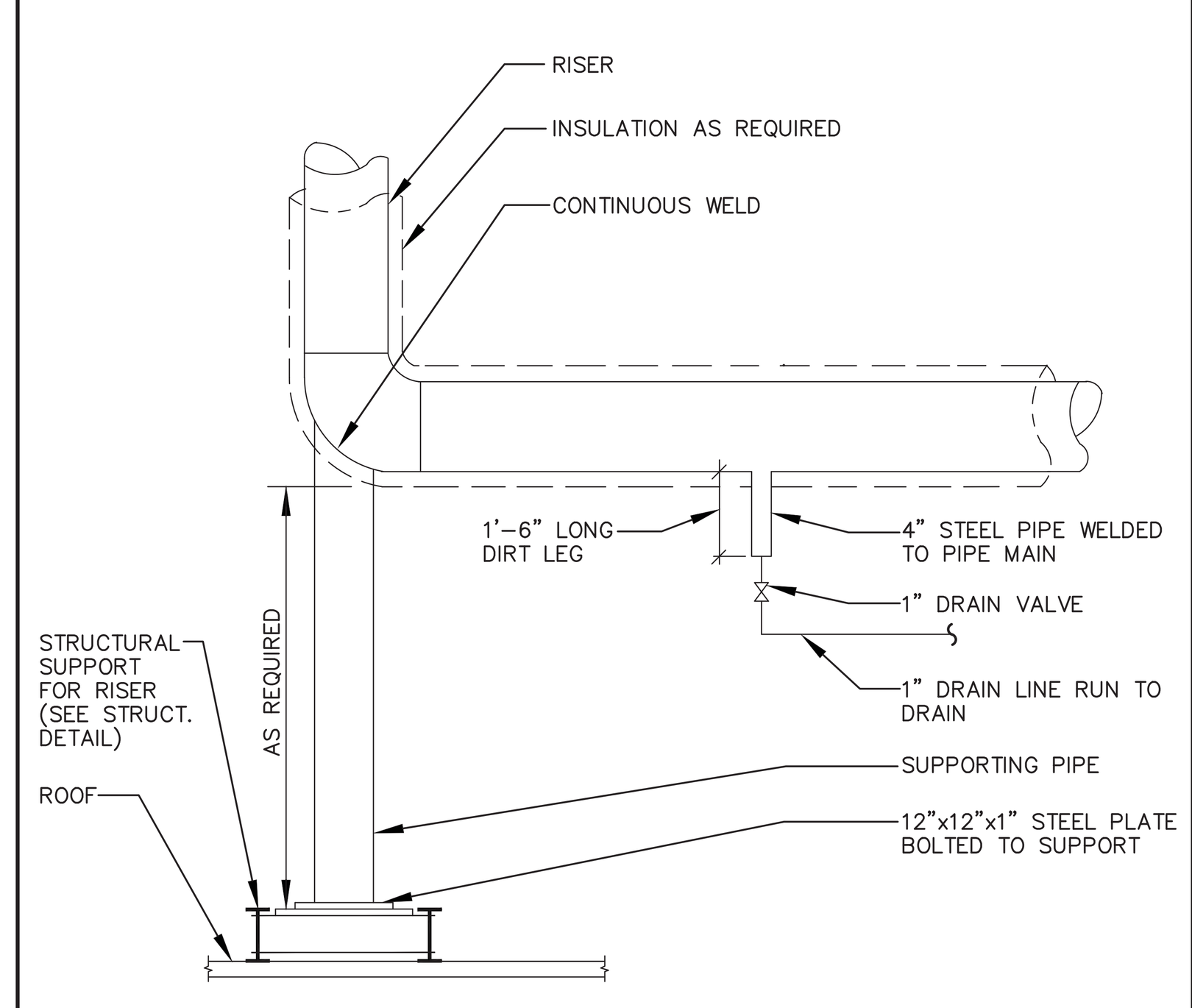

PIPE RISER BASE ELBOW SUPPORT DETAIL

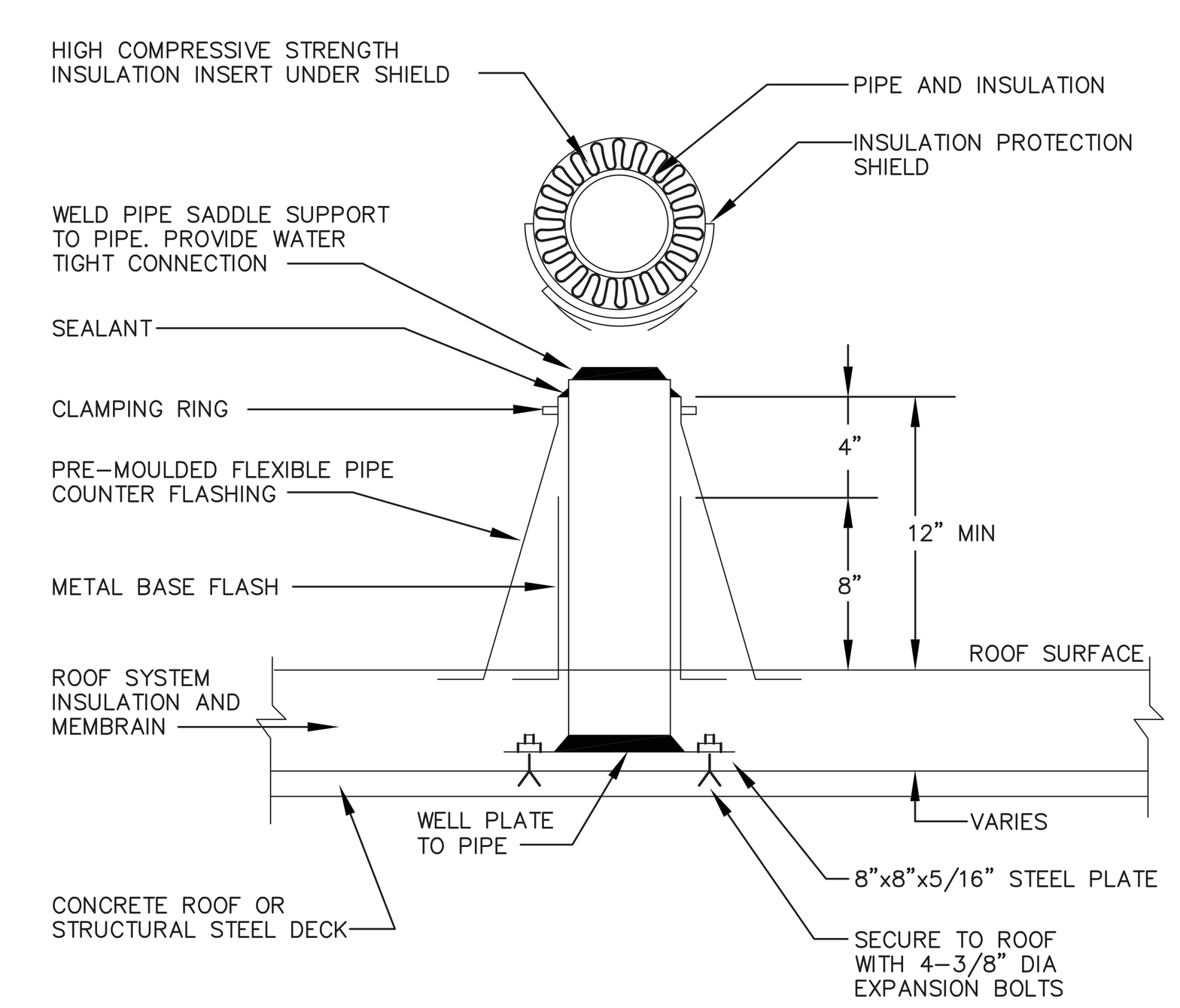

PIPE SUPPORT ON ROOF DETAIL

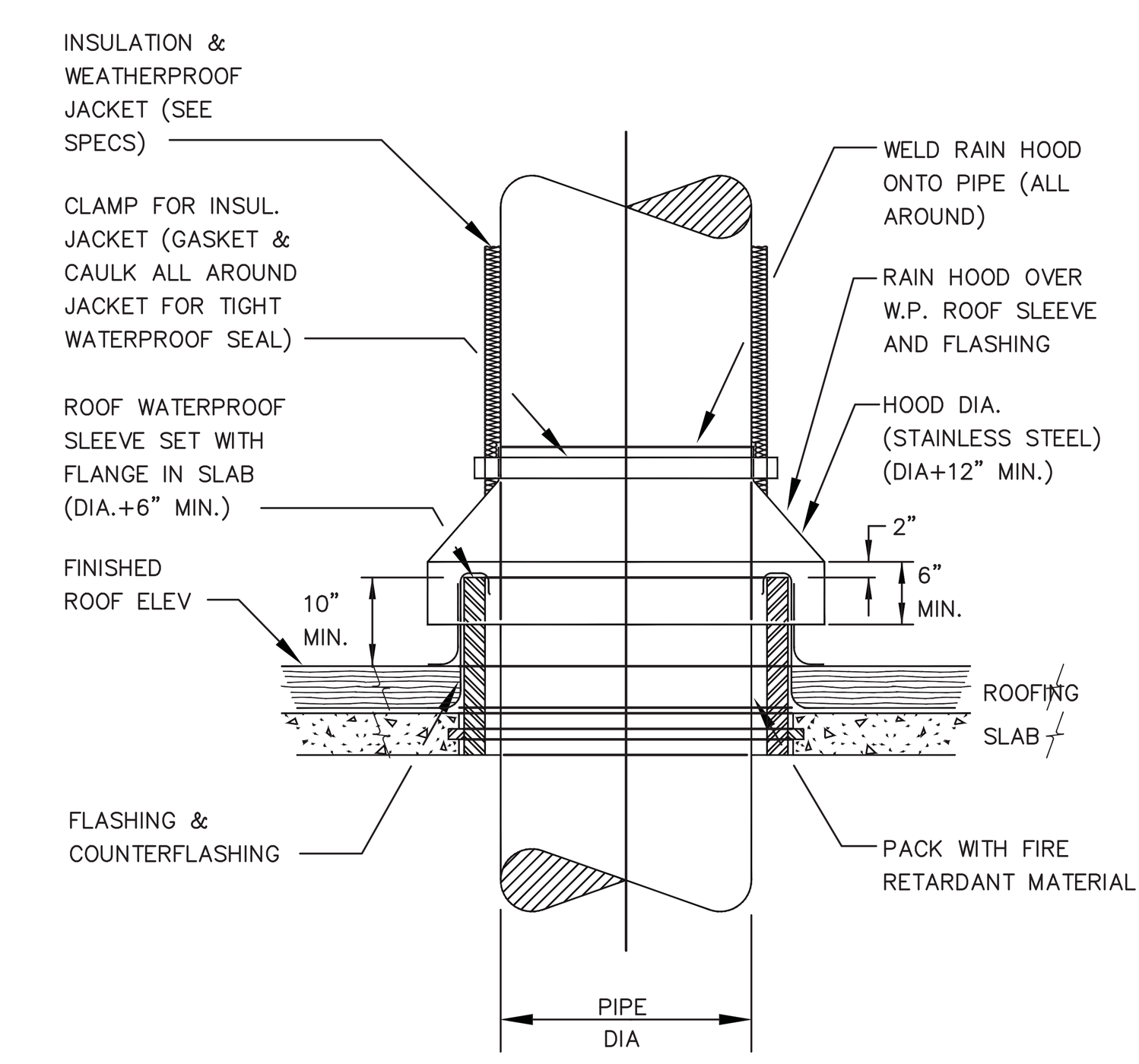

PIPE PENETRATION THRU ROOF SLAB

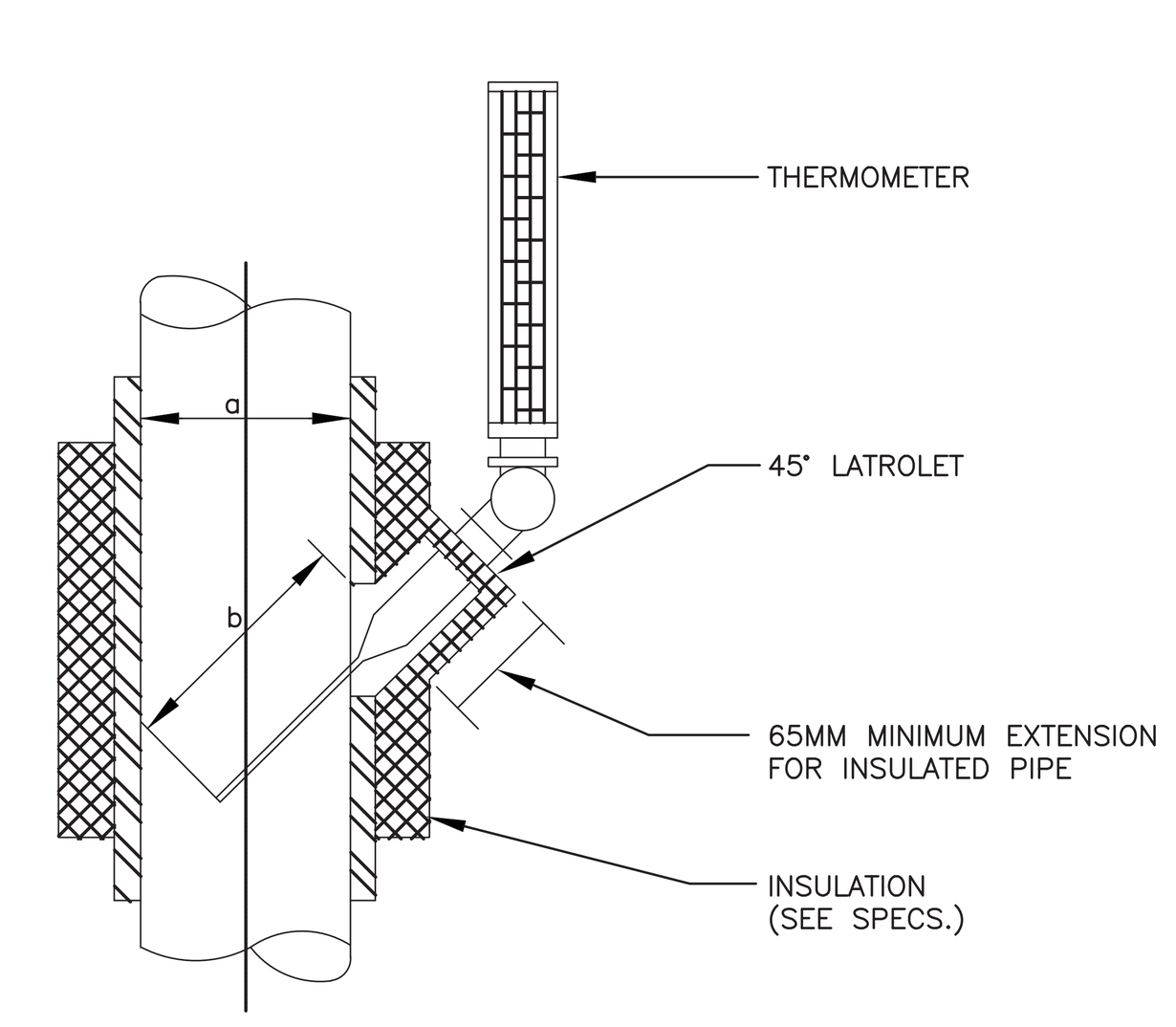

INSERTION LENGTH SCHEDULE	
a = PIPE DIAMETER	b = INSERTION LENGTH
80, 100, 125 AND 150MM	125MM
200MM AND 250MM	20MM
300MM AND LARGER	360MM

THERMOMETER WELL LOCATED IN VERTICAL PIPE

NO SCALE

NOTES

1. COMBINATION BALANCING VALVE WITH "MEMORY STOP" MAY BE SUBSTITUTED FOR SEPARATE BALANCING COCK AND GATE VALVE. VALVE MAY BE EITHER ANGLE OR STRAIGHT THROUGH TYPE WITH UNION END. VALVE SHALL BE LINE SIZE.
2. PROVIDE REDUCERS WHERE REQUIRED ON THE INLET AND OUTLET OF HEATING ELEMENT
3. VALVE SHALL BE LINE SIZE.

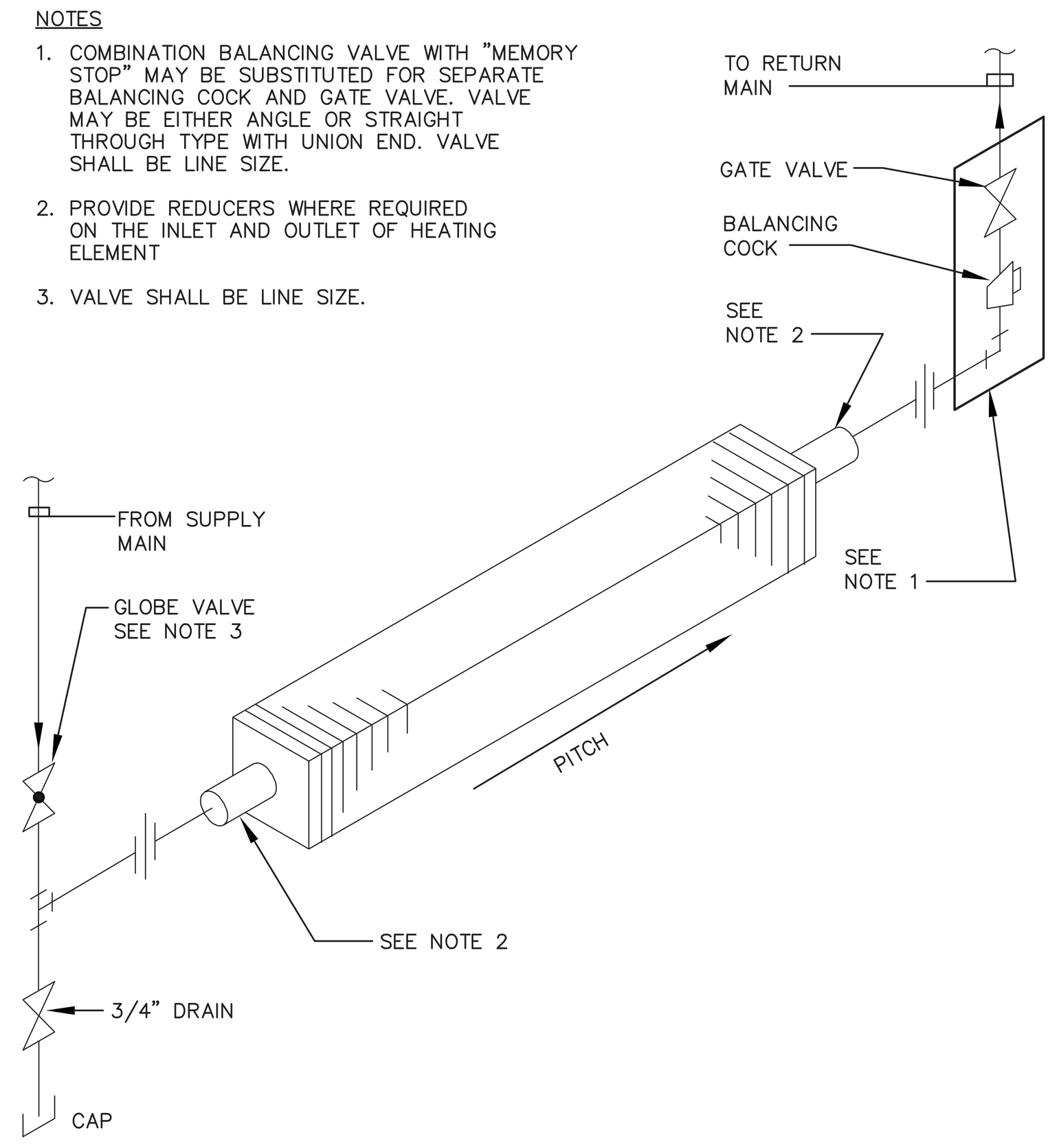

ONE (1) HIGH HOT WATER FIN TUBE RADIATION DOWN FEED PIPING

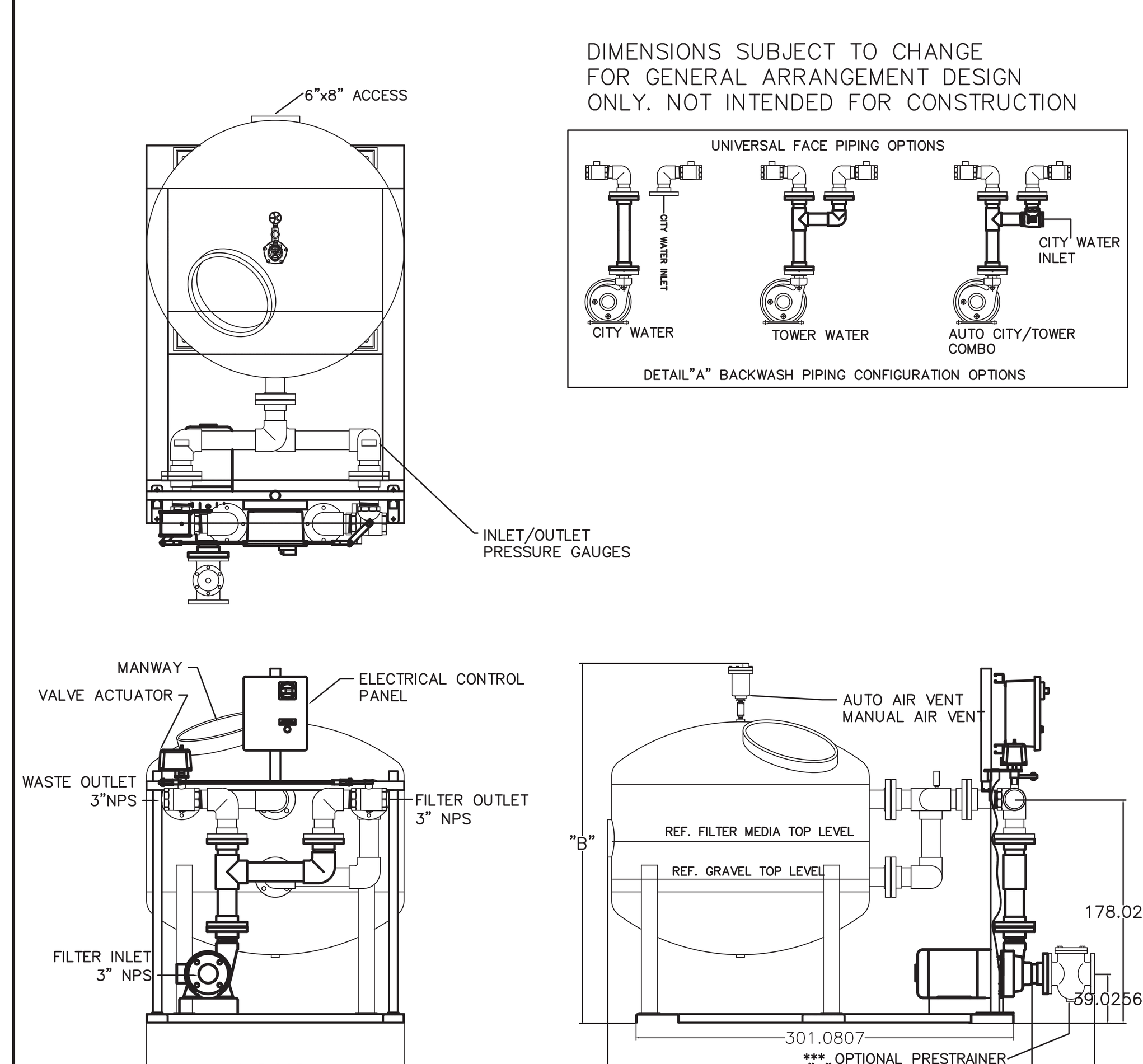

NOTES

1. MAXIMUM FILTER FLOW RATE:
   36": 142 GPM
   42": 192 GPM
   48": 250 GPM
2. BACKWASH FLOW RATE RANGE:
   36": 130-142 GPM
   42": 170-192 GPM
   48": 220-250GPM
3. MAX. WORKING PRESSURE:
   TANK MATERIAL: STAINLESS STEEL: 100 psig
   TANK MATERIAL: FIBERGALSS: 50 psig
4. MEDIA LOADING (10 MICRON):
   36": 1) UNIGRAN 475: 4.5 CU. FT. (9 PAILS)
   2) UNIGRAN 85: 4.5 CU. FT. (9 PAILS)
   42": 1) UNIGRAN 475: 7 CU. FT. (14PAILS)
   2) UNIGRAN 85: 6 CU. FT. (12 PAILS)
   48": 1) UNIGRAN 475: 10 CU. FT. (10 BAGS)
   2) UNIGRAN 85: 12 CU. FT. (8 BAGS)

	"A"	"B"
36"	76"	66"
42"	77"	66"
48"	80"	67"

PROPRIETARY: NEITHER THE DRAWING NOR INFORMATION CONTAINED HEREIN MAY BE COPIED, REPRODUCED OR OTHERWISE USED WITHOUT WRITTEN PERMISSION FROM PROCESS EFFICIENCY PRODUCTS

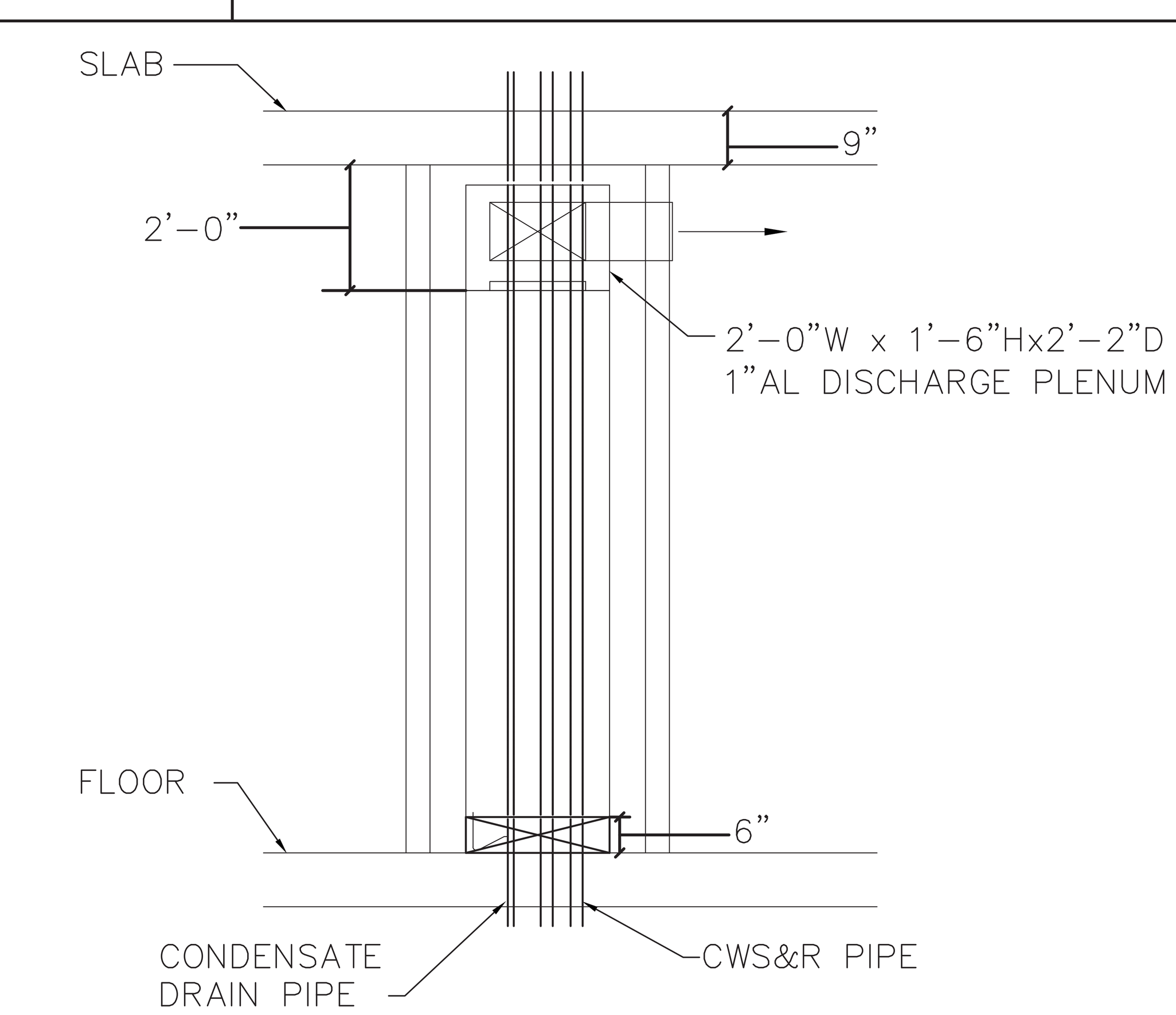

VERTICAL HEATPUMP DETAIL

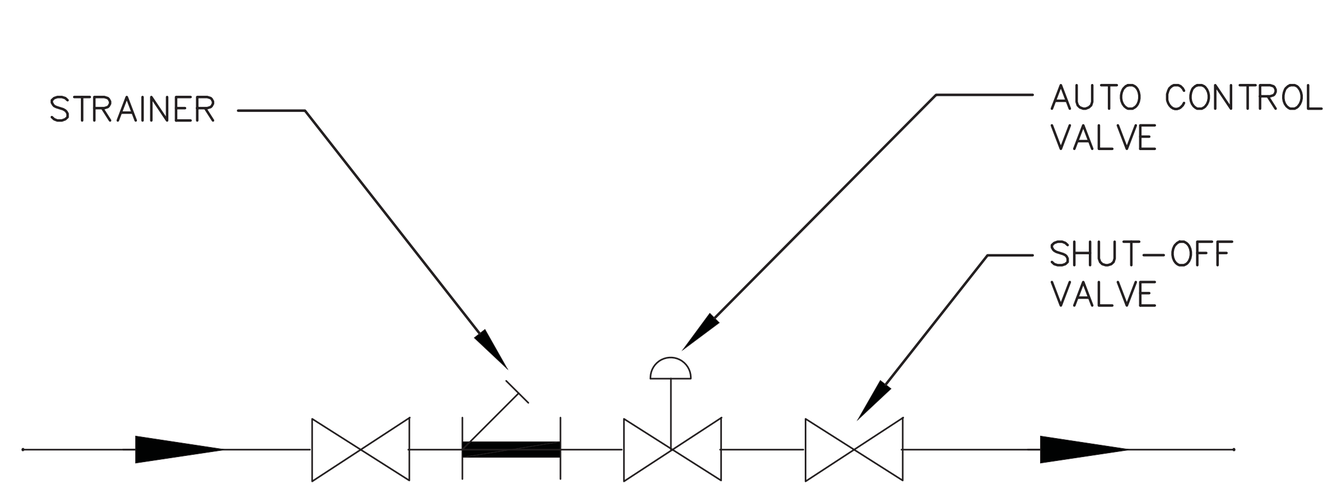

AUTOMATIC CONTROL VALVE STATION DETAIL

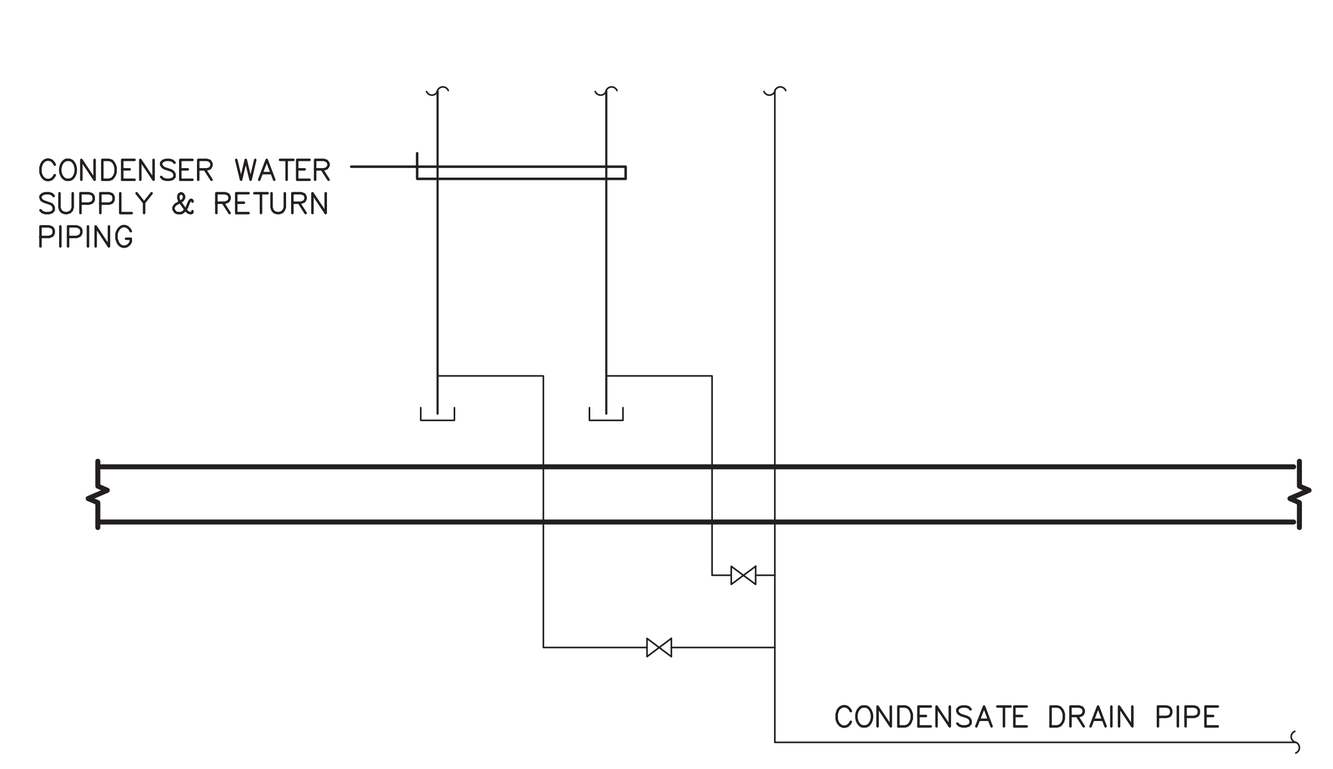

DETAIL OF SCWS&R DRAINS AT BOTTOM OF EACH RISER

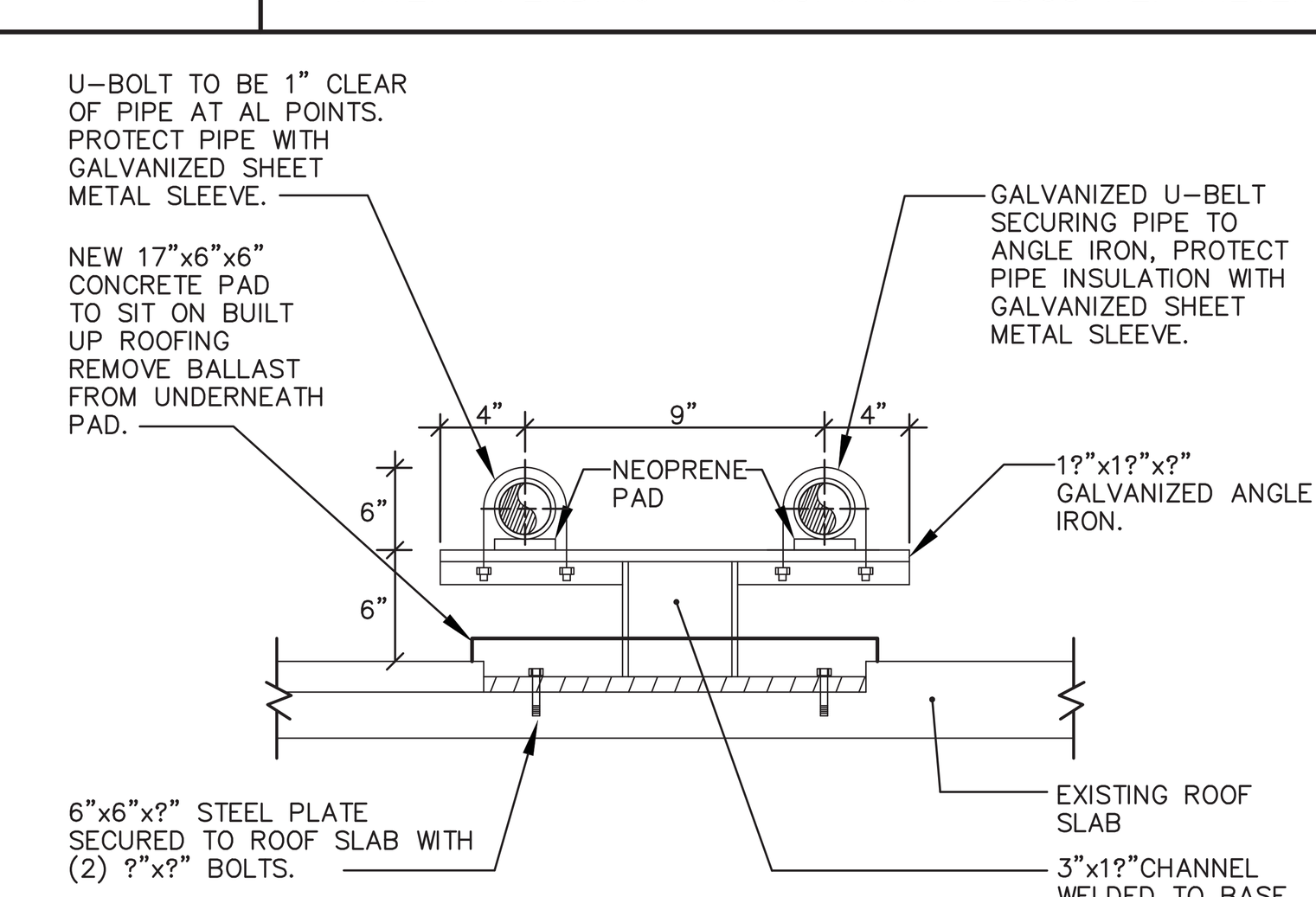

PIPES SUPPORT ON ROOF DETAIL

NOTE: THIS PLAN IS APPROVED ONLY FOR WORK INDICATED ON THE APPLICATION SPECIFICATION SHEET. ALL OTHER MATTERS SHOWN ARE NOT TO BE RELIED UPON OR TO BE CONSIDERED AS EITHER BEING APPROVED OR IN ACCORDANCE WITH APPLICABLE CODES.

NOTE: TO THE BEST OF MY KNOWLEDGE, BELIEF AND PROFESSIONAL JUDGMENT, THESE PLANS AND SPECIFICATIONS ARE IN COMPLIANCE WITH 2016 NEW YORK CITY ENERGY CONSERVATION CODE (BY APPLICATION OF ASHRAE-90.1/2013)

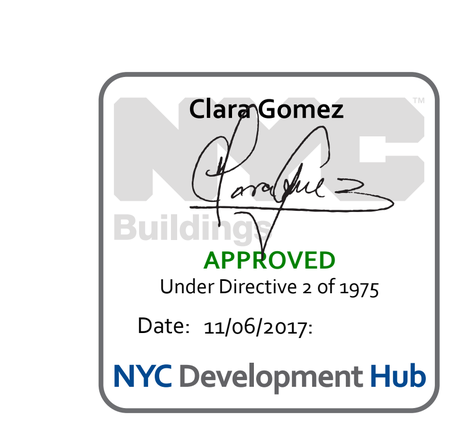

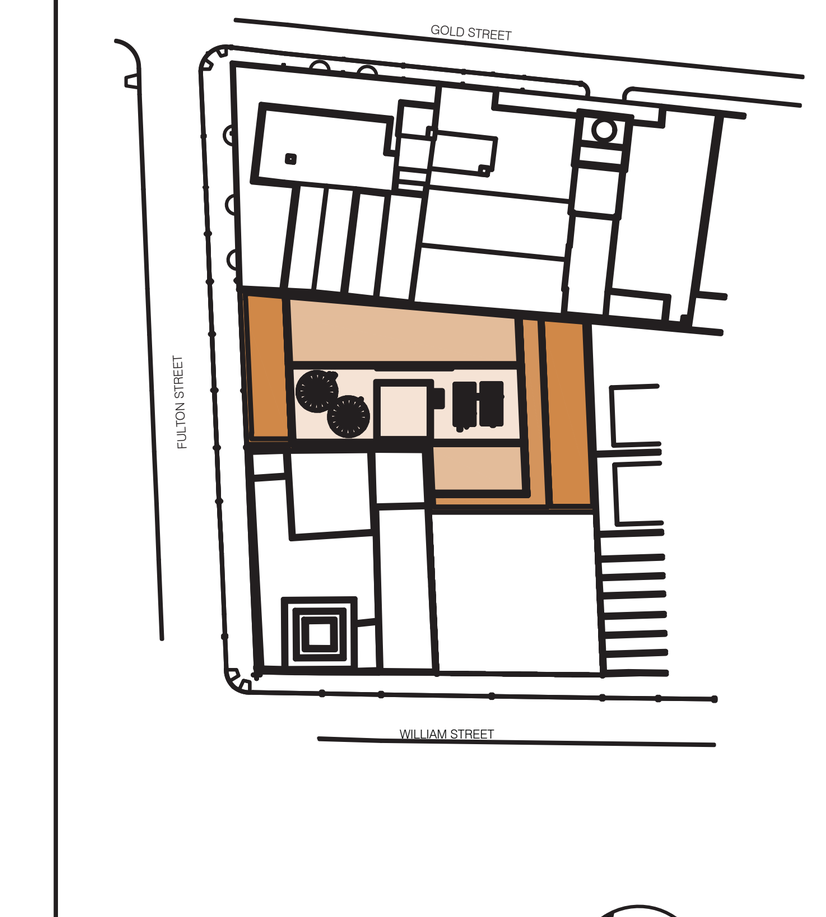

KEY PLAN

NOTES:

Number:	Date:	Revision:
16	09/22/2017	ISSUED TO DOB
15	06/14/2017	100% CD SUBMISSION 3
14	03/31/2017	95% CD SUBMISSION 2
13	02/16/2017	RE-SUBMISSION FOR EN COMMENTS
12	01/20/2017	80% CD SUBMISSION 1
11	01/13/2017	REVISED BUY SET
10	01/06/2017	RE-SUBMISSION FOR EN COMMENTS
9	12/22/2016	RE-SUBMISSION FOR EN COMMENTS
8	11/28/2016	RE-SUBMISSION FOR DOB FILING
7	11/11/2016	CORE & SHELL BUY SET
6	10/07/2016	CORE & SHELL BID SET
5	09/15/2016	PROGRESS SET FOR BUDGETING
4	07/06/2016	HUB FILING SET
3	06/20/2016	100% DD SET
2	05/02/2016	50% DD SET
1	04/11/2016	PRELIMINARY PRICING SET

Project:
130 WILLIAM STREET
130 WILLIAM STREET
NEW YORK, NY 10038

Client:
THE LIGHTSTONE GROUP
130 WILLIAM STREET PROPERTY OWNER LLC
460 PARK AVE, 13TH FLOOR
NEW YORK, NY 10022
(212) 616-9971

Architect:
HILL | WEST ARCHITECTS
11 BROADWAY
17TH FLOOR
NEW YORK, NY 10004
T. 212 213 8007

Creative Director
Adjaye Associates
415 Broadway, 3rd Fl.
New York, NY 10013
(212) 965-8477

Building Structures:
McNamara Salvia
62 West 45th Street, 11th Fl.
New York, NY 10036
(212) 246-9800

MEP Engineer:
Ventrop ECG, LLC
365 W 34th Street, 3rd Fl.
New York, NY 10001
(212) 244-5060

Exterior Facade Consultant:
Gilsanz Murray Steficek, LLP
129 West 27th Street, 5th Fl.
New York, NY 10001
(212) 254-0030

Landscape Architect:
Weintraub Diaz, LLC
19 New Street
Nyack, NY 10960
(845) 353-2500

Civil Engineer & Acoustic Consultant:
AKRF Engineering PC
440 Park Avenue South, 7th Fl.
New York, NY 10016
(646) 388-9829

IT & Security Consultant:
Anj Communications
133 Sunny Ridge Road
Harrison, New York 10528
(914) 967-1967

Pool Consultant:
Integrated Aquatics Engineering, Inc.
75 Shewell Ave
Doylestown, PA 18901
(215) 230-8623

Elevator Consultant:
Jenkins and Huntington
1251 Avenue of the Americas
New York, NY 10020
(212)-696-1818

DOB STAMPS & SIGNATURES:

DWG TITLE:
DETAILS

NB#121192903

SEAL & SIGNATURE:



DATE: 11/19/15
PROJECT #: 2015-527
SCALE: AS NOTED
M-503.00
DWG NO.

DEPT OF BLDGS 321300925 Job Number
E3937353300 Scan Code

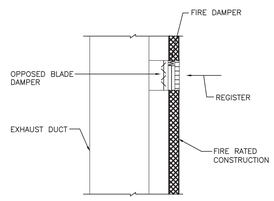

REGISTER WITH FIRE DAMPER INSTALLATION

NOT TO SCALE

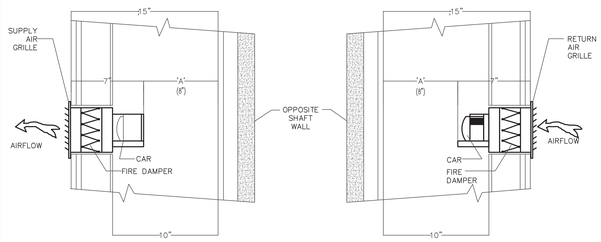

CAR DIA.	MAX. AIR FLOW CFM*	MINIMUM "A" DIMENSION CER-FE-8	CER-FS-8
4"	50	1.0"	1.0"
5"	95	1.0"	1.0"
6"	150	1.5"	1.5"
8"	235	2.0"	2.0"
10"	380	2.5"	2.5"

*MINIMUM CLEARANCE ASSUMES MAXIMUM AVAILABLE AIRFLOW FOR EACH CAR DIAMETER. CLEARANCES MAY BE REDUCED AT LOWER AIRFLOW RATES

NOTES:
1) MINIMUM CLEARANCE "A" DIMENSION. MINUMUM DUCT SIZE IS 8"X8"
2) ALDES, MODEL CER-FEA-2 WITH THIN LINE DYNAMIC FIRE DAMPER AND GRILLE FOE EXHAUST.
3) ALDES, MODEL CSR-FSA-2 WITH THIN LINE DYNAMIC FIRE DAMPER FOR SUPPLY.
4) ASSEMBLY TO BE UL 2043 LISTED. TESTED AND MANUFACTURED BY FACTORY AS A COMPLETE ASSEMBLY.

CONSTANT AIRFLOW REGULATOR

NOT TO SCALE

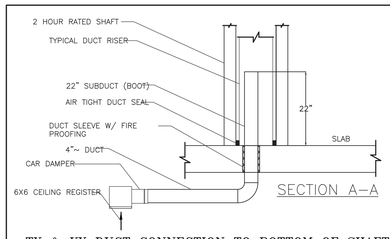

TX & KX DUCT CONNECTION TO BOTTOM OF SHAFT W/ BOOT

NOT TO SCALE

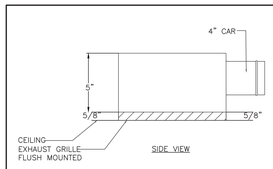

CEILING GRILLE WITH CAR ASSEMBLY DETAIL

NOT TO SCALE

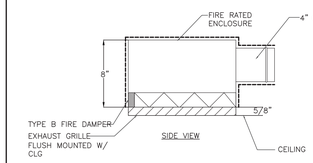

NOTES:

1) ALDES, MODEL CERB-CFS-2 W/ THIN LINE DYNAMIC FIRE DAMPER AND GRILLE.
2) ASSEMBLY TO BE UL LISTED, UL2043. TESTED AND MANUFACTURED BY FACTORY AS A COMPLETE ASSEMBLY.

CEILING GRILLE WITH CAR ASSEMBLY DETAIL (WITH FIRE DAMPER)

NOT TO SCALE

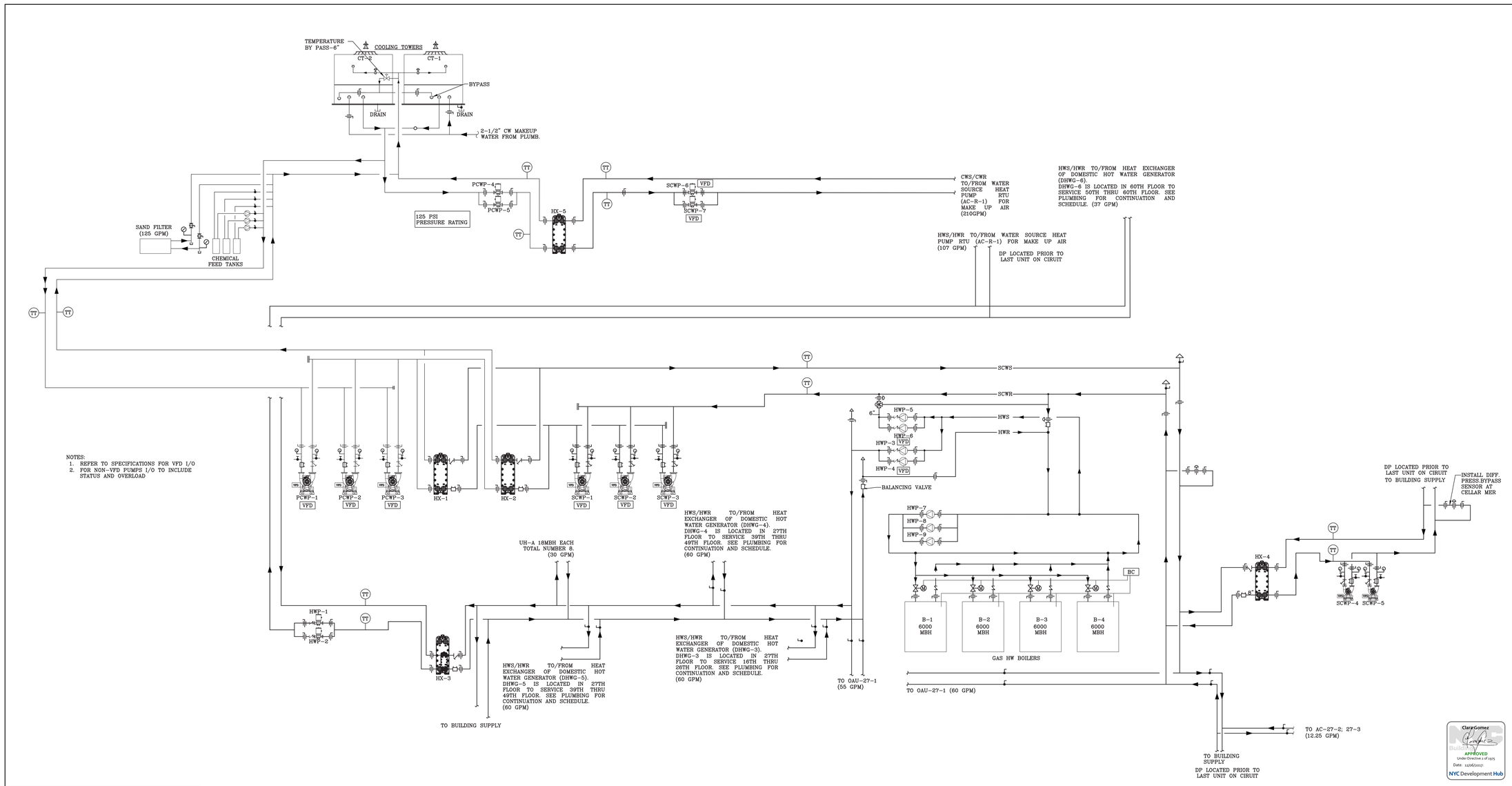

NOTES:
1. REFER TO SPECIFICATIONS FOR VFD I/O
2. FOR NON-VFD PUMPS I/O TO INCLUDE STATUS AND OVERLOAD

NOTE: THIS PLAN IS APPROVED ONLY FOR WORK INDICATED ON THE APPLICATION SPECIFICATION SHEET. ALL OTHER MATTERS SHOWN ARE NOT TO BE RELIED UPON OR TO BE CONSIDERED AS EITHER BEING APPROVED OR IN ACCORDANCE WITH APPLICABLE CODES.

NOTE: TO THE BEST OF MY KNOWLEDGE, BELIEF AND PROFESSIONAL JUDGMENT, THESE PLANS AND SPECIFICATIONS ARE IN COMPLIANCE WITH 2016 NEW YORK CITY ENERGY CONSERVATION CODE (BY APPLICATION OF ASHRAE-90.1/2013)

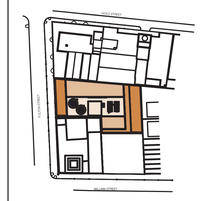

KEY PLAN

NOTES:

Number:	Date:	Revision:
16	09/22/2017	ISSUED TO DOB
15	06/14/2017	100% CD SUBMISSION (2)
14	03/31/2017	91% CD SUBMISSION
13	03/16/2017	RE-SUBMISSION FOR EN COMMENTS (3)
12	01/20/2017	80% CD SUBMISSION (1)
11	01/13/2017	REVISED BUY SET
10	01/06/2017	RE-SUBMISSION FOR EN COMMENTS
9	12/22/2016	RE-SUBMISSION FOR EN COMMENTS
8	11/28/2016	RE-SUBMISSION FOR DOB FILING
7	11/11/2016	CORE & SHELL BUY SET
6	10/07/2016	CORE & SHELL BID SET
5	09/13/2016	PROGRESS SET FOR BUDGETING
4	07/26/2016	HUB FILING SET
3	06/29/2016	100% DD SET
2	05/02/2016	50% DD SET
1	04/11/2016	PRELIMINARY PRICING SET

Project:
130 WILLIAM STREET
130 WILLIAM STREET
NEW YORK, NY 10038

Client:
THE LIGHTSTONE GROUP
130 WILLIAM STREET PROPERTY OWNER LLC
460 PARK AVE, 13TH FLOOR
NEW YORK, NY 10022
(212) 616-9971

Architect:
HILL | WEST ARCHITECTS
11 BROADWAY
17TH FLOOR
NEW YORK, NY 10004
T. 212 213 8007

Creative Director
Adjaye Associates
415 Broadway, 3rd Fl.
New York, NY 10013
(212) 965-8477

Building Structures:
McNamara Salvia
62 West 45th Street, 11th Fl.
New York, NY 10036
(212) 246-9800

MEP Engineer:
Ventrop ECG, LLC
365 W 34th Street, 3rd Fl.
New York, NY 10001
(212) 244-5060

Exterior Facade Consultant:
Gilsanz Murray Steficek, LLP
129 West 27th Street, 5th Fl.
New York, NY 10001
(212) 254-0030

Landscape Architect:
Weintraub Diaz, LLC
19 New Street
Nyack, NY 10960
(845) 353-2500

Civil Engineer & Acoustic Consultant:
AKRF Engineering PC
440 Park Avenue South, 7th Fl.
New York, NY 10016
(646) 388-9829

IT & Security Consultant:
Anj Communications
133 Sunny Ridge Road
Harrison, New York 10528
(914) 967-1967

Pool Consultant:
Integrated Aquatics Engineering, Inc.
75 Shewell Ave
Doylestown, PA 18901
(215) 230-8623

Elevator Consultant:
Jenkins and Huntington
1251 Avenue of the Americas
New York, NY 10020
(212)-696-1818

DOB STAMPS & SIGNATURES:

Clark Gomez
APPROVED
Under Directive 2 of 1975
Date: 11/16/2017
NYC Development Hub

DWG TITLE:
DETAILS

NB#121192903

SEAL & SIGNATURE:
STATE OF NEW YORK · WILSON WONG · 090781 · LICENSED PROFESSIONAL ENGINEER

DATE: 11/19/15
PROJECT #: 2015-527
SCALE: AS NOTED
DWG NO: M-504.00

DEPT OF BLDGS 421300925 Job Number
B3000013.0257 Scan Code

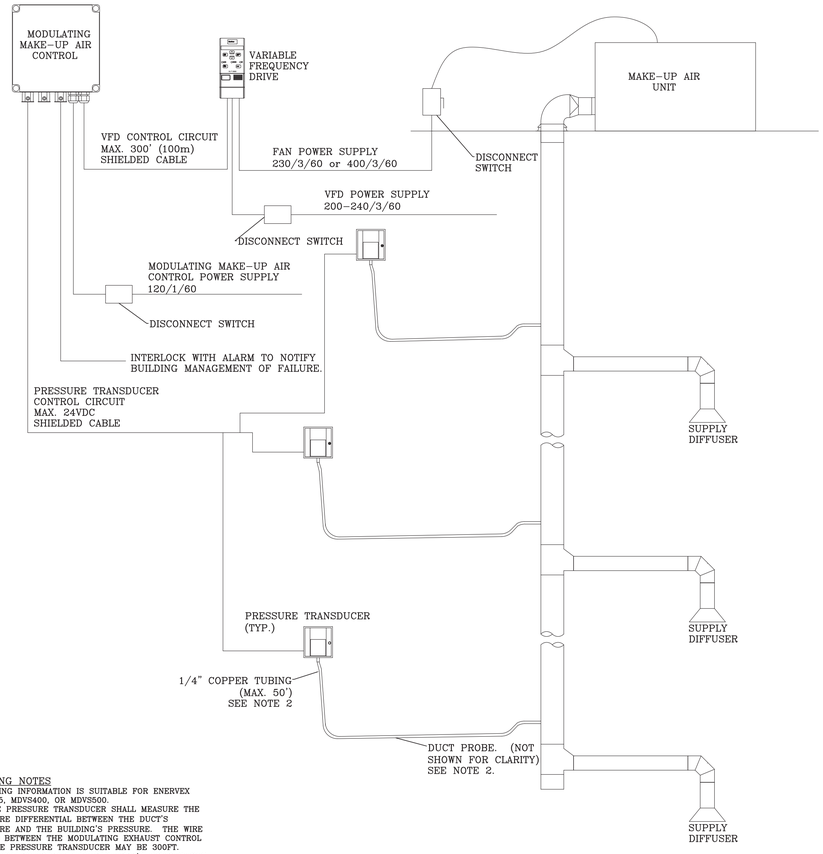

DRAWING NOTES
1. WIRING INFORMATION IS SUITABLE FOR ENERVEX MDVS315, MDVS400, OR MDVS500.
2. THE PRESSURE TRANSDUCER SHALL MEASURE THE PRESSURE DIFFERENTIAL BETWEEN THE DUCT'S PRESSURE AND THE BUILDING'S PRESSURE. THE WIRE LENGTH BETWEEN THE MODULATING EXHAUST CONTROL AND THE PRESSURE TRANSDUCER MAY BE 300FT.
3. FOLLOW EQUIPMENT MANUFACTURER'S INSTRUCTIONS FOR PROPER INSTALLATION OF FAN AND CONTROLS. CONTACT CHIMNEY DESIGN SOLUTIONS AT 800-685-7077.
4. FOLLOW EQUIPMENT MANUFACTURER'S INSTRUCTIONS FOR PROPER INSTALLATION OF CLOTHES DRYERS.
5. FOLLOW DUCT MANUFACTURER'S RECOMMENDATIONS FOR CORRECT INSTALLATION METHODS.
6. FOLLOW ALL PERTINENT NATIONAL, STATE, AND LOCAL CODES FOR PROPER INSTALLATION OF EQUIPMENT AND MATERIALS.

SCHEMATIC VFD DRYER EXHAUST DETAIL (RAIL MOUNTED)
NTS

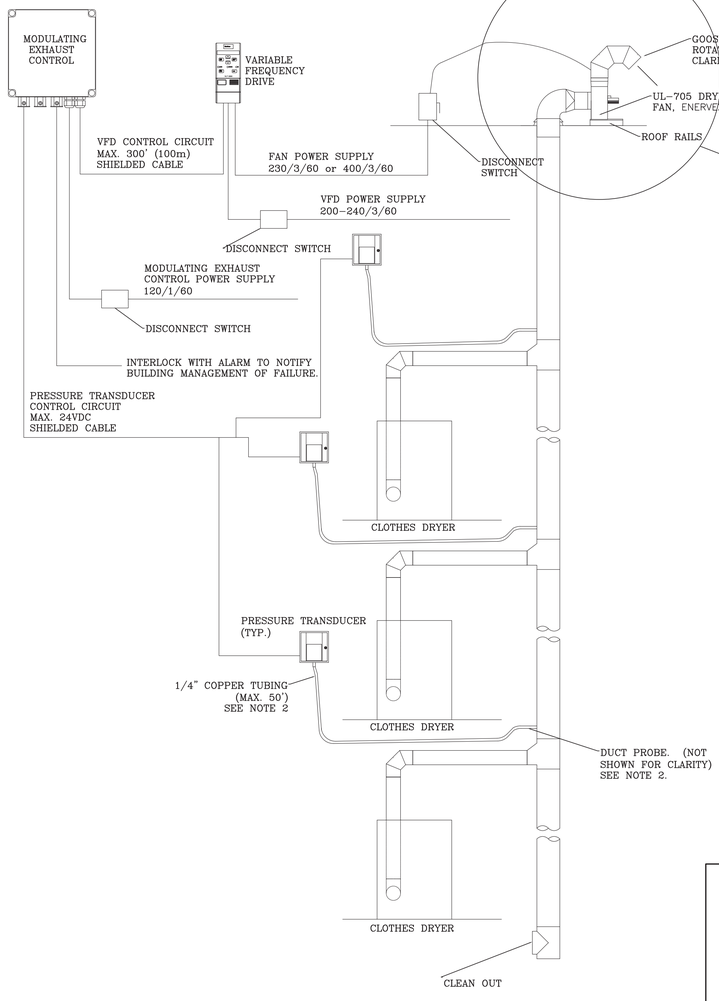

MAKE-UP AIR AND EXHAUST FAN CONTROL:
THE FANS SHALL RUN CONTINUOUSLY AND THE VARIABLE SPEED DRIVE SHALL BE CONTROLLED TO MAINTAIN A DUCT STATIC SETPOINT BY USING THE LOWEST OF THE DUCT STATIC PRESSURE TRANSDUCERS. THE STATIC PRESSURE PROBES ARE TO BE FIELD MOUNTED 2/3 DOWN THE DUCT TRUNKS.

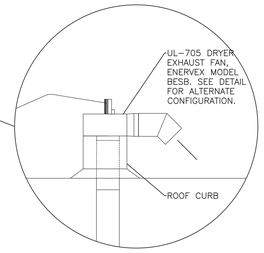

SCHEMATIC VFD DRYER EXHAUST DETAIL (CURB MOUNTED)
NTS

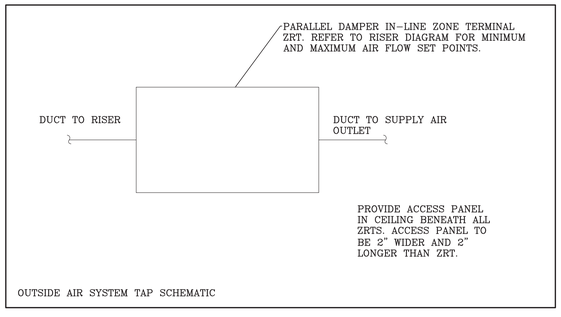

OUTSIDE AIR SYSTEM TAP SCHEMATIC

NOTE: THIS PLAN IS APPROVED ONLY FOR WORK INDICATED ON THE APPLICATION SPECIFICATION SHEET. ALL OTHER MATTERS SHOWN ARE NOT TO BE RELIED UPON OR TO BE CONSIDERED AS EITHER BEING APPROVED OR IN ACCORDANCE WITH APPLICABLE CODES.

NOTE: TO THE BEST OF MY KNOWLEDGE, BELIEF AND PROFESSIONAL JUDGMENT, THESE PLANS AND SPECIFICATIONS ARE IN COMPLIANCE WITH 2016 NEW YORK CITY ENERGY CONSERVATION CODE (BY APPLICATION OF ASHRAE-90.1/2013)

Clara Gomez
Borough Commissioner
APPROVED
Under Directive 1 of 1975
Date: 11/06/2017
NYC Development Hub

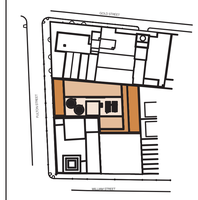

KEY PLAN

NOTES:

Number:	Date:	Revision:
16	09/22/2017	ISSUED TO DOB
15	06/14/2017	100% CD SUBMISSION 2
14	03/31/2017	90% CD SUBMISSION
13	03/16/2017	RE-SUBMISSION FOR EN COMMENTS 2
12	01/20/2017	80% CD SUBMISSION 1
11	01/13/2017	REVISED BUY SET
10	01/06/2017	RE-SUBMISSION FOR EN COMMENTS
9	12/22/2016	RE-SUBMISSION FOR EN COMMENTS
8	11/28/2016	RE-SUBMISSION FOR DOB FILING
7	11/11/2016	CORE & SHELL BUY SET
6	10/07/2016	CORE & SHELL BID SET
5	09/13/2016	PROGRESS SET FOR BUDGETING
4	07/06/2016	HUB FILING SET
3	06/29/2016	100% DD SET
2	05/02/2016	50% DD SET
1	04/11/2016	PRELIMINARY PRICING SET

Project:
130 WILLIAM STREET
130 WILLIAM STREET
NEW YORK, NY 10038

Client:
THE LIGHTSTONE GROUP
130 WILLIAM STREET PROPERTY OWNER LLC
460 PARK AVE, 13TH FLOOR
NEW YORK, NY 10022
(212) 616-9971

Architect:
HILL | WEST ARCHITECTS
11 BROADWAY
17TH FLOOR
NEW YORK, NY 10004
T. 212 213 8007

Creative Director
Adjaye Associates
415 Broadway, 3rd Fl.
New York, NY 10013
(212) 965-8477

Building Structures:
McNamara Salvia
62 West 45th Street, 11th Fl.
New York, NY 10036
(212) 246-9800

MEP Engineer:
Ventrop ECG, LLC
365 W 34th Street, 3rd Fl.
New York, NY 10001
(212) 244-5060

Exterior Facade Consultant:
Gilsanz Murray Steficek, LLP
129 West 27th Street, 5th Fl.
New York, NY 10001
(212) 254-0030

Landscape Architect:
Weintraub Diaz, LLC
19 New Street
Nyack, NY 10960
(845) 353-2500

Civil Engineer & Acoustic Consultant:
AKRF Engineering PC
440 Park Avenue South, 7th Fl.
New York, NY 10016
(646) 388-9829

IT & Security Consultant:
Anj Communications
133 Sunny Ridge Road
Harrison, New York 10528
(914) 967-1967

Pool Consultant:
Integrated Aquatics Engineering, Inc.
75 Shewell Ave
Doylestown, PA 18901
(215) 230-8623

Elevator Consultant:
Jenkins and Huntington
1251 Avenue of the Americas
New York, NY 10020
(212)-696-1818

DOB STAMPS & SIGNATURES:

DWG TITLE:
DETAILS

NB#121192903

SEAL & SIGNATURE:
STATE OF NEW YORK · MALCOLM YORKE · 039787 · LICENSED PROFESSIONAL ENGINEER

DATE: 11/19/15
PROJECT #: 2015-527
SCALE: AS NOTED
DWG NO: M-505.00

DEPT OF BLDGS 121192903 Job Number
ES890506987 Scan Code

PLOT PLAN

SCALE: 1/16" = 1'-0"

KEY TO SYMBOLS & ABBREVIATIONS

SYMBOLS	ABBREVIATION	DEFINITIONS
	WC	WATER CLOSET
	LAV	LAVATORY
	BATH	BATHTUB
	KIT	KITCHEN
	C.O.	CLEAN OUT
	CODP	CLEAN OUT DECK PLATE
	FD	FLOOR DRAIN
	RD	ROOF DRAIN
		VENT
	SAN	UNDERGROUND SANITARY
	SAN	ABOVEGROUND SANITARY
	ST	UNDERGROUND STORM
	ST	ABOVEGROUND STORM
	CW	COLD WATER SUPPLY
	HW	HOT WATER SUPPLY
	VTR	VENT THRU ROOF
GAS		GAS PIPING
P 9		RISER TAG RISER NUMBER
		CHECK VALVE
		GATE VALVE
		BALL VALVE
BFP	BFP	BACKFLOW PREVENTER
M		WATER METER
		GAS SHUT-OFF VALVE
		WATER HAMMER ARRESTOR
	UG	UNDERGROUND
	AG	ABOVEGROUND
	MBH	THOUSANDS OF BTU/HR
	BTU	BRITISH THERMAL UNIT
	GAL	GALLON
	IN	INCH
	LBS	POUNDS

SPECIAL INSPECTIONS ITEMS

ITEM	CODE REFERENCE
SITE STORM DRAINAGE DISPOSAL AND DETENTION SYSTEM INSTALLATION	BC 1704.20

PLUMBING DRAWING LIST

SHEET #	DRAWING NO.	DRAWING TITLE
1	P-001.00	PLUMBING NOTES, MATRIX & SYMBOLS LIST
2	P-100.00	UNDERGROUND CELLAR FLOOR PLUMBING PLAN
3	P-101.00	CELLAR FLOOR PLUMBING PLAN
4	P-102.00	1ST FLOOR PLUMBING PLAN
5	P-103.00	2ND FLOOR PLUMBING PLAN
6	P-104.00	2ND FLOOR MEZZANINE PLUMBING PLAN
7	P-105.00	3RD FLOOR PLUMBING PLAN
8	P-106.00	4TH FLOOR PLUMBING PLAN
9	P-107.00	5TH FLOOR PLUMBING PLAN
10	P-108.00	6TH FLOOR PLUMBING PLAN
11	P-109.00	7TH FLOOR PLUMBING PLAN
12	P-110.00	8TH FLOOR PLUMBING PLAN
13	P-111.00	9TH FLOOR PLUMBING PLAN
14	P-112.00	10TH FLOOR PLUMBING PLAN
15	P-113.00	TYPICAL 11TH THRU 12TH FLOOR PLUMBING PLAN
16	P-114.00	13TH FLOOR PLUMBING PLAN
17	P-115.00	14TH FLOOR PLUMBING PLAN
18	P-116.00	15TH FLOOR PLUMBING PLAN
19	P-117.00	16TH FLOOR PLUMBING PLAN
20	P-118.00	17TH FLOOR PLUMBING PLAN
21	P-119.00	18TH FLOOR PLUMBING PLAN
22	P-120.00	19TH FLOOR PLUMBING PLAN
23	P-121.00	TYPICAL 20TH THRU 25TH FLOOR PLUMBING PLAN
24	P-122.00	26TH FLOOR PLUMBING PLAN
25	P-123.00	27TH FLOOR PLUMBING PLAN
26	P-124.00	27TH FLOOR MEZZANINE PLUMBING PLAN
27	P-125.00	28TH FLOOR PLUMBING PLAN
28	P-126.00	TYPICAL 29TH THRU 36TH FLOOR PLUMBING PLAN
29	P-127.00	37TH FLOOR PLUMBING PLAN
30	P-128.00	38TH FLOOR PLUMBING PLAN
31	P-129.00	39TH FLOOR PLUMBING PLAN
32	P-130.00	40TH FLOOR PLUMBING PLAN
33	P-131.00	41ST FLOOR PLUMBING PLAN
34	P-132.00	42ND FLOOR PLUMBING PLAN
35	P-133.00	43RD FLOOR PLUMBING PLAN
36	P-134.00	44TH FLOOR PLUMBING PLAN
37	P-135.00	TYPICAL 45TH & 47TH PLUMBING PLAN
38	P-136.00	TYPICAL 46TH & 48TH PLUMBING PLAN
39	P-137.00	49TH PLUMBING PLAN
40	P-138.00	50TH PLUMBING PLAN
41	P-139.00	TYPICAL 51ST THRU 56TH PLUMBING PLAN
42	P-140.00	TYPICAL 57TH THRU 59TH PLUMBING PLAN
43	P-141.00	60TH PLUMBING PLAN
44	P-142.00	ROOF PLUMBING PLAN
45	P-143.00	ROOF EMR PLUMBING PLAN
46	P-144.00	ROOF EMR BULKHEAD PLUMBING PLAN
47	P-201.00	GAS RISER DIAGRAM
48	P-202.00	STORM RISER DIAGRAM
49	P-203.00	WATER RISER DIAGRAM
50	P-204.00	WATER RISER DIAGRAM
51	P-205.00	WATER RISER DIAGRAM
52	P-206.00	WATER RISER DIAGRAM
53	P-207.00	WATER RISER DIAGRAM
54	P-208.00	WATER RISER DIAGRAM
55	P-209.00	SANITARY AND VENT RISER DIAGRAM
56	P-210.00	SANITARY AND VENT RISER DIAGRAM
57	P-211.00	SANITARY AND VENT RISER DIAGRAM
58	P-212.00	SANITARY AND VENT RISER DIAGRAM
59	P-213.00	SANITARY AND VENT RISER DIAGRAM
60	P-301.00	PLUMBING DETAILS
61	P-302.00	PLUMBING DETAILS
62	P-401.00	PLUMBING SCHEDULE

FIRE SAFETY:

1. ALL BUILDING MATERIALS STORED AT CONSTRUCTION AREA, AND/OR IN ANY AREA OF THE BUILDING ARE TO BE SECURED IN A LOCKED AREA. AREA OF STORAGE SHALL BE AS DIRECTED BY BUILDING OWNER. ACCESS TO SUCH AREAS TO BE CONTROLLED BY OWNER AND/OR CONTRACTOR.
2. ALL MATERIALS TO BE STORED IN AN ORDERLY FASHION.
3. ALL FLAMMABLE MATERIALS TO BE KEPT TIGHTLY SEALED IN THEIR RESPECTIVE MANUFACTURERS CONTAINERS. SUCH MATERIALS ARE TO BE KEPT AWAY FROM HEAT.
4. ALL FLAMMABLE MATERIALS TO BE USED AND STORED IN AN ADEQUATELY VENTILATED SPACE.

TENANT SAFETY NOTES:

1. CONTRACTOR SHALL TAKE ALL NECESSARY PRECAUTIONS DURING CONSTRUCTION ACTIVITY TO SAFEGUARD THE PROPERTY OF THE BUILDING TENANTS AND OWNER.
2. CONTRACTOR SHALL KEEP ALL EXITS OF BUILDING FREE OF OBSTRUCTIONS AT ALL TIMES DURING CONSTRUCTION.
3. CONTRACTOR SHALL ARRANGE WITH OWNER TIMES FOR DELIVERY OF MATERIAL AND THE REMOVAL OF DEBRIS IN ORDER TO AVOID DISTURBANCES TO BUILDING TENANTS.
4. CONSTRUCTION OPERATIONS WILL NOT INVOLVE INTERRUPTION OF HEATING, WATER OR ELECTRICAL SERVICES TO BUILDING TENANTS WITHOUT APPROVAL OF BUILDING OWNER.
5. CONSTRUCTION OPERATIONS WILL BE CONFINED TO NORMAL WORKING HOURS: 8AM TO 5PM MONDAY THROUGH FRIDAY, EXCEPT LEGAL HOLIDAYS.
6. CONSTRUCTION WORK WILL BE CONFINED TO AREA OF WORK DESCRIBED ON DRAWINGS AND WILL NOT CREATE DUST, DIRT OR OTHER SUCH INCONVENIENCES TO BUILDING TENANTS.
7. THE BUILDING WILL BE OCCUPIED AND USED DURING ALTERATIONS AND ADDITIONS. AT ALL TIMES, GUARD OWNER'S PROPERTY, EMPLOYEES AND TENANTS FROM INJURY OR LOSS IN CONNECTION WITH PERFORMANCE OF THIS CONTRACT. ALL WORK SHALL BE PERFORMED IN SUCH A MANNER AS NOT TO INTERFERE WITH THE FUNCTIONS AND BUSINESS OF THE TENANTS AND OWNER.
8. WHERE WORK ENTAILS ALTERATIONS IN OR ADJACENT TO OCCUPIED TENANT SPACE, PROTECT THE TENANT'S EQUIPMENT, APPARATUS, OTHER PROPERTY AND ALL ADJACENT WORK BY MEANS OF TEMPORARY PARTITIONS AND ENCLOSURES TO SEAL OF OCCUPIED AREAS IN SUCH A MANNER THAT THE CONTRACT WORK MAY BE EXPEDITIOUSLY PERFORMED WITHOUT AFFECTING THE OPERATION OF THE TENANT'S PERSONNEL AND EQUIPMENT.

BUILDING DEPARTMENT PLUMBING NOTES:

ALL PLUMBING WORK SHALL MEET THE REQUIREMENTS OF THE 2014 NEW YORK CITY PLUMBING CODE.

1. PROTECTION OF PIPING AS OUTLINED IN SECTION PC 305 SHALL BE PROVIDED AS REQUIRED.
2. ALL PIPNG AND MATERIALS SHALL BE AS DIRECTED IN SECTIONS PC 303 & PC 702.
3. PIPING JOINTS AND CONNECTIONS SHALL BE AS APPROVED IN SECTIONS PC 605 & 705.
4. CONSTRUCTION, QUANTITIES, DEVICES, FIXTURES, FAUCETS, VALVES AND FACILITIES FOR THE DISABLED SHALL BE AS OUTLINED IN CHAPTER 4.
5. TRAPS SHALL BE AS PER SECTION PC 1002.
6. CONSTRUCTION AND SPACING OF HANGERS AND SUPPORTS SHALL BE AS DIRECTED IN SECTION PC 308.
7. WATER SUPPLY SYSTEM, VALVES, TESTS SHALL BE AS DIRECTED IN SECTION PC 308.
8. SANITARY DRAINAGE PIPING SIZING, GRADING AND OFFSETS SHALL BE AS OUTLINED IN CHAPTER 7.
9. VENT SIZING, GRADING, CONNECTIONS, LOCATIONS AND OFFSETS SHALL BE AS DIRECTED IN CHAPTER 9.
10. SPECIAL AND MISCELLANEOUS PIPING SHALL BE AS DIRECTED IN CHAPTER 8.
11. INDIRECT WASTE PIPING SHALL BE AS DIRECTED IN CHAPTER 8.
12. GAS PIPING INSTALLATION, MATERIAL AND SIZES SHALL ADHERE TO NYC FUEL GAS CODE, SECTION FGC 404.
13. ALL PLUMBING FIXTURES SHALL BE AS DIRECTED IN CHAPTER 4.
14. ALL PLUMBING DRAINAGE PIPING, INCLUDING ANY EQUIPMENT CONNECTED THERETO SHALL BE SEISMICALLY RESTRAINED AS PER BC 1621 AND ASCE 7-2002 SECTION 9.6
15. CLEAN OUTS FOR SANITARY AND STORM DRAINAGE SHALL BE AS PER SECTION PC 708.
16. TESTING AND PURGING OF GAS PIPING PRIOR TO OPERATIONS SHALL CONFORM TO FGC 406.
17. GAS PIPING INSTALLATION, MATERIAL AND SIZES SHALL ADHERE TO SECTION FGC 401 THROUGH FGC 404.
18. PIPING JOINTS FOR GAS DISTRIBUTION PIPING SHALL BE DONE PER AUTHORITY'S SPECIFICATION #15416. ALL WELDED GAS PIPES SHALL BE RADIOGRAPHED. THE RADIOGRAPHY AND ACCEPTANCE SHALL ADHERE TO FGC 107.
19. ALL PLUMBING WORK SHALL BE DONE BY OR UNDER THE DIRECT SUPERVISION OF A LICENSED MASTER PLUMBER AS PER SECTION 28-408 OF THE 2014 NYC BUILDING CODE.

PLUMBING NOTES

1. INSTALLATION SHALL BE INSTALLED IN STRICT CONFORMITY WITH ALL REQUIREMENTS OF THE NEW YORK CITY PLUMBING CODE, AND ALL PERTINENT REFERENCE STANDARDS GOVERNING WATER WORK INCLUDING CROSS CONNECTION CONTROL.
2. ALL WATER SUPPLIES SHALL BE OVER THE RIM SUPPLY OR SHALL BE PROVIDED WITH APPROVED TYPE VACCUM BREAKERS INCLUDING ALL WATER SUPPLY TO BOILER AS PER P107.14, CLOTHES WASHERS, HOSE BIBBS AND KITCHEN EQUIPMENT CONNECTIONS.
3. ALL WATER PIPING SHALL BE SIZED TO PRODUCE VELOCITIES NOT IN EXCESS OF 8 FEET PER SECOND AND SHALL HAVE A MINIMUM OF 15 PSI AT EVERY FIXTURE.
4. PROVIDE VALVES ON ALL WATER BRANCH LINES TO EACH FIXTURE AND EQUIPMENT INCLUDIING BRANCHES FROM MAINS AND FROM RISERS. ALL RISERS AND MAINS SHALL BE PROVIDED WITH VALVES.
5. WHERE WATER BRANCH SUPPLIES ARE TRAPPED, AT LOW POINTS, AND WHERE BRANCH OR MAIN SUPPLY FIXTURES OR EQUIPMENT ARE LOCATED HIGHER THAN SUPPLY MAIN, PROVIDE DRAIN BIBBS ON LINE.
6. ALL VALVES AND OTHER ITEMS CONCEALED SHALL BE PROVIDED WITH ACCESS DOORS FOR ACCESSIBILITY FOR SAME.
7. ALL WATER BRANCHES SHALL BE OFFSET SUFFICIENTLY TO CLEAR ALL RECESSED CABINETS AND EQUIPMENT, LOCATED IN PARTITIONS.
8. FOR ALL KITCHEN EQUIPMENT AND FIXTURES FURNISHED BY OTHERS, THIS CONTRACTOR SHALL VERIFY EXACT LOCATION AND PIPE SIZES PRIOR TO FABRICATION OR INSTALLATION OF SAME.
9. BACKFLOW PREVENTOR INSTALLATION SHALL BE INSTALLED IN STRICT ACCORDANCE WITH THE BUREAU OF CROSS CONNECTION CONTROL.
10. WATER METER INSTALLATION SHALL BE INSTRICT ACCORDANCE WITH THE DEPARTMENT OF WATER RESOURCES INCLUDING TELEPHONE OUTLETS.
11. ALL PLUMBING FIXTURES SHALL COMPLY TO LOCAL LAW NO. 29 OF 89.
12. CONTRACTOR SHALL VERIFY ALL PIPE SPACES AND PARTITIONS WHERE PIPE IS INDICATED TO BE CONDEALED PRIOR TO INSTALLATION TO AVOID EXPOSED PIPING.
13. PROVIDE CLEANOUTS AT THE BASE OF ALL SOIL, WASTE, VENT AND LEADER STACKS. PROVIDE CLEANOUTS WITH DECK PLATES FLUSH WITH FINISHED FLOOR ON ALL DRAINAGE PIPING INSTALLED BELOW FLOOR AND AT 50 FEET INTERVALS.
14. ALL CHANGES IN THE SIZE OF "RUN" ON DRAINAGE PIPING SHALL BE MADE WITH REDUCING FITTINGS.
15. THIS CONTRACTOR SHALL COORDINATE HIS WORK WITH OTHER CONTRACTOR IN ESTABLISHING PIPE RUNS AND SPACE CONDITIONS.
16. ALL PIPING SHALL HAVE VALVE BRANCH RUNOUTS.
17. ALL SOIL & WASTE PIPING SHALL PITCH A MIN. OF 1/8"/LIN. FT UNLESS OTHERWISE NOTED.
18. HOT AND COLD PIPING AND FITTING SHALL BE INSULATED AS PER SPECIFICATIONS.
19. ALL VENTS TO OUTSIDE AIR.
20. FIXTURE LOCATION, QUANTITY, AND LAYOUT SHALL BE VERIFIED WITH ARCHITECTURAL DRAWING BEFORE CONSTRUCTION.
21. PROVIDE RISER SHUTOFF VALVES AND DRAIN VALVES W/HOSE CONNECTION ON ALL DOMESTIC WATER RISERS.
22. UNDERGROUND STORM AND SANITARY PIPING SHALL BE EXTRA HEAVY CAST IRON BELL AND SPIGOT.

NOTE: THIS PLAN IS APPROVED ONLY FOR WORK INDICATED ON THE APPLICATION SPECIFICATION SHEET. ALL OTHER MATTERS SHOWN ARE NOT TO BE RELIED UPON OR TO BE CONSIDERED AS EITHER BEING APPROVED OR IN ACCORDANCE WITH APPLICABLE CODES.

NOTE: TO THE BEST OF MY KNOWLEDGE, BELIEF AND PROFESSIONAL JUDGMENT, THESE PLANS AND SPECIFICATIONS ARE IN COMPLIANCE WITH 2016 NEW YORK CITY ENERGY CONSERVATION CODE (BY APPLICATION OF ASHRAE-90.1/2013)

Clara Gomez
NYC Buildings
APPROVED
Under Directive 2 of 1975
Date: 11/06/2017
NYC Development Hub

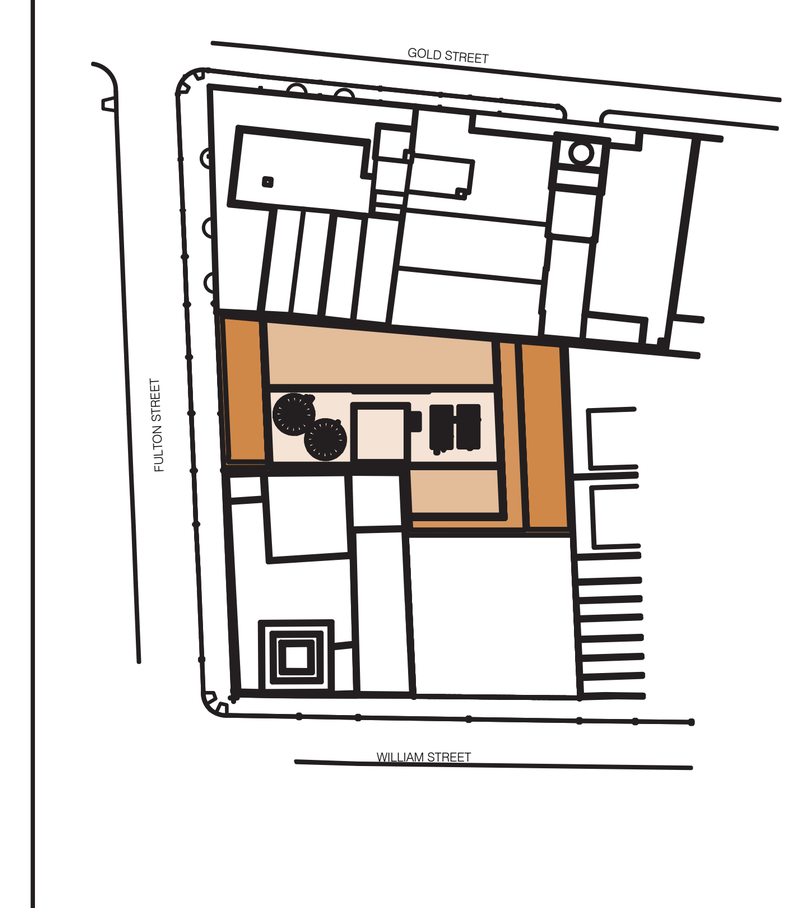

KEY PLAN

NOTES:

Number:	Date:	Revision:
14	09/22/2017	ISSUED TO DOB
13	06/14/2017	100% CD SUBMISSION 3
12	03/31/2017	95% CD SUBMISSION 2
11	01/20/2017	80% CD SUBMISSION 1
10	01/13/2017	REVISED BUY SET
9	01/06/2017	RE-SUBMISSION FOR EN COMMENTS
8	12/22/2016	RE-SUBMISSION FOR EN COMMENTS
7	11/11/2016	CORE & SHELL BUY SET
6	10/07/2016	CORE & SHELL BID SET
5	09/15/2016	PROGRESS SET FOR BUDGETING
4	07/06/2016	HUB FILING SET
3	06/20/2016	100% DD SET
2	05/02/2016	50% DD SET
1	04/11/2016	PRELIMINARY PRICING SET

Project:
130 WILLIAM STREET
130 WILLIAM STREET
NEW YORK, NY 10038

Client:
THE LIGHTSTONE GROUP
130 WILLIAM STREET PROPERTY OWNER LLC
460 PARK AVE, 13TH FLOOR
NEW YORK, NY 10022
(212) 616-9971

Architect:
HILL | WEST ARCHITECTS
11 BROADWAY
17TH FLOOR
NEW YORK, NY 10004
T. 212 213 8007

Creative Director
Adjaye Associates
415 Broadway, 3rd Fl.
New York, NY 10013
(212) 965-8477

Building Structures:
McNamara Salvia
62 West 45th Street, 11th Fl.
New York, NY 10036
(212) 246-9800

MEP Engineer:
Ventrop ECG, LLC
365 W 34th Street, 3rd Fl.
New York, NY 10001
(212) 244-5060

Exterior Facade Consultant:
Gilsanz Murray Steficek, LLP
129 West 27th Street, 5th Fl.
New York, NY 10001
(212) 254-0030

Landscape Architect:
Weintraub Diaz, LLC
19 New Street
Nyack, NY 10960
(845) 353-2500

Civil Engineer & Acoustic Consultant:
AKRF Engineering PC
440 Park Avenue South, 7th Fl.
New York, NY 10016
(646) 388-9829

IT & Security Consultant:
Anj Communications
133 Sunny Ridge Road
Harrison, New York 10528
(914) 967-1967

Pool Consultant:
Integrated Aquatics Engineering, Inc.
75 Shewell Ave
Doylestown, PA 18901
(215) 230-8623

Elevator Consultant:
Jenkins and Huntington
1251 Avenue of the Americas
New York, NY 10020
(212)-696-1818

DOB STAMPS & SIGNATURES:

DWG TITLE:
SITE PLAN, DOB NOTES AND SYMBOL LIST

NB#121192903

SEAL & SIGNATURE:
STATE OF NEW YORK
WAILOON WONG
LICENSED PROFESSIONAL ENGINEER
095187

DATE: 11/19/15
PROJECT #: 2015-527
SCALE: NTS
P-001.00
DWG NO.

DEPT OF BLDGS 121192903 Job Number
E303164363859 Scan Code

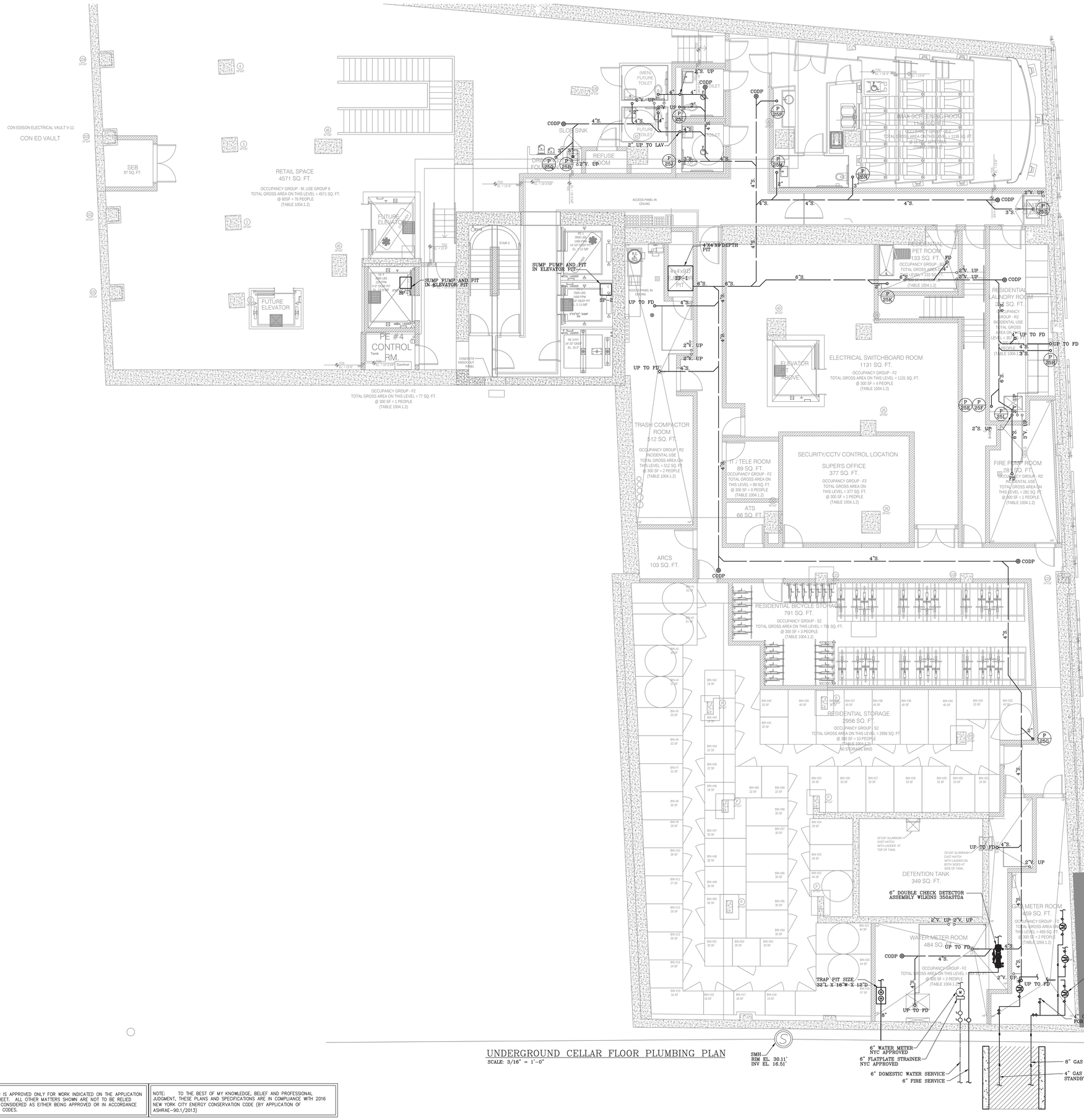

UNDERGROUND CELLAR FLOOR PLUMBING PLAN
SCALE: 3/16" = 1'-0"

NOTE: THIS PLAN IS APPROVED ONLY FOR WORK INDICATED ON THE APPLICATION SPECIFICATION SHEET. ALL OTHER MATTERS SHOWN ARE NOT TO BE RELIED UPON OR TO BE CONSIDERED AS EITHER BEING APPROVED OR IN ACCORDANCE WITH APPLICABLE CODES.

NOTE: TO THE BEST OF MY KNOWLEDGE, BELIEF AND PROFESSIONAL JUDGMENT, THESE PLANS AND SPECIFICATIONS ARE IN COMPLIANCE WITH 2016 NEW YORK CITY ENERGY CONSERVATION CODE (BY APPLICATION OF ASHRAE-90.1/2013)

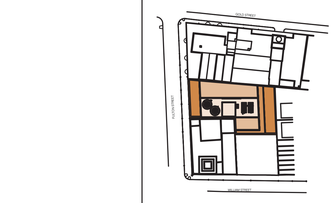

KEY PLAN

NOTES:

Number:	Date:	Revision:
15	09/22/2017	ISSUED TO DOB
14	09/18/2017	AS-XXX MAX SCREENING ROOM
13	06/14/2017	100% CD SUBMISSION 3
12	03/31/2017	90% CD SUBMISSION 2
11	01/20/2017	80% CD SUBMISSION 1
10	01/13/2017	REVISED BUY SET
9	01/06/2017	RE-SUBMISSION FOR EN COMMENTS
8	12/22/2016	RE-SUBMISSION FOR EN COMMENTS
7	11/1/2016	CORE & SHELL BUY SET
6	10/07/2016	CORE & SHELL BID SET
5	09/13/2016	PROGRESS SET FOR BUDGETING
4	07/26/2016	HLB FILING SET
3	06/29/2016	100% DD SET
2	05/02/2016	50% DD SET
1	04/11/2016	PRELIMINARY PRICING SET

Project:
130 WILLIAM STREET
130 WILLIAM STREET
NEW YORK, NY 10038

Client:
THE LIGHTSTONE GROUP
130 WILLIAM STREET PROPERTY OWNER LLC
460 PARK AVE, 13TH FLOOR
NEW YORK, NY 10022
(212) 616-9971

Architect:
HILL | WEST ARCHITECTS
11 BROADWAY
17TH FLOOR
NEW YORK, NY 10004
T. 212 213 8007

Creative Director
Adjaye Associates
415 Broadway, 3rd Fl.
New York, NY 10013
(212) 965-8477

Building Structures:
McNamara Salvia
62 West 45th Street, 11th Fl.
New York, NY 10036
(212) 246-9800

MEP Engineer:
Ventrop ECG, LLC
365 W 34th Street, 3rd Fl.
New York, NY 10001
(212) 244-5060

Exterior Facade Consultant:
Gilsanz Murray Steficek, LLP
129 West 27th Street, 5th Fl.
New York, NY 10001
(212) 254-0030

Landscape Architect:
Weintraub Diaz, LLC
19 New Street
Nyack, NY 10960
(845) 353-2500

Civil Engineer & Acoustic Consultant:
AKRF Engineering PC
440 Park Avenue South, 7th Fl.
New York, NY 10016
(646) 388-9829

IT & Security Consultant:
Anj Communications
133 Sunny Ridge Road
Harrison, New York 10528
(914) 967-1967

Pool Consultant:
Integrated Aquatics Engineering, Inc.
75 Shewell Ave
Doylestown, PA 18901
(215) 230-8623

Elevator Consultant:
Jenkins and Huntington
1251 Avenue of the Americas
New York, NY 10020
(212)-696-1818

DOB STAMPS & SIGNATURES:

Clare Gomez
APPROVED
Under Directive 1 of 1975
Date: 11/06/2017
NYC Development Hub

DWG TITLE:
UNDERGROUND CELLAR
PLUMBING PLAN

NB#121192903

SEAL & SIGNATURE:
STATE OF NEW YORK HAOLON WONG LICENSED PROFESSIONAL ENGINEER 086187

DATE: 11/19/15
PROJECT #: 2015-527
SCALE: AS NOTED
DWG NO: P-100.00

2 OF 62

DEPT OF BLDGS 121192903 Job Number

ES1406771SB Scan Code

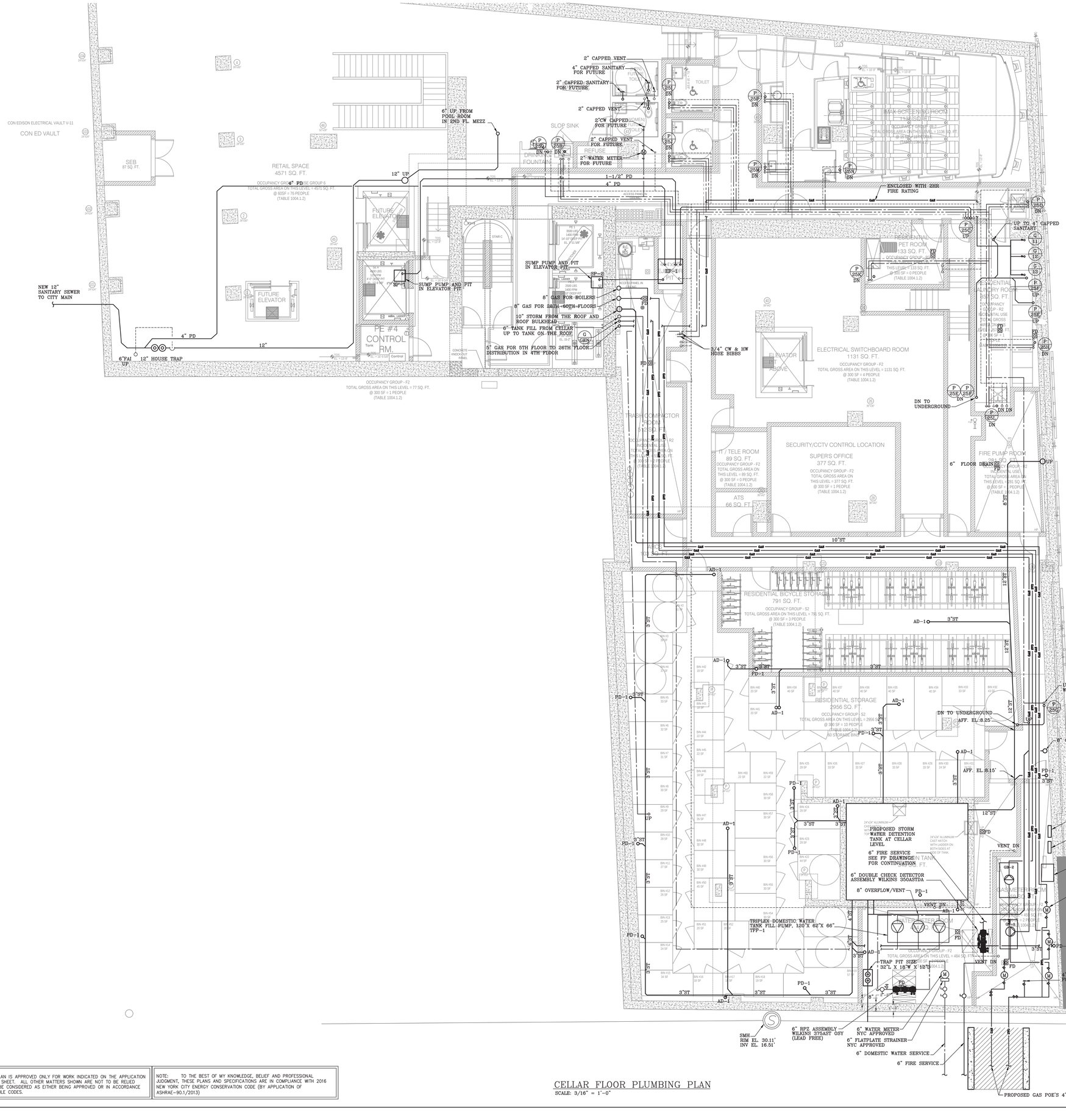

NOTE: THIS PLAN IS APPROVED ONLY FOR WORK INDICATED ON THE APPLICATION SPECIFICATION SHEET. ALL OTHER MATTERS SHOWN ARE NOT TO BE RELIED UPON OR TO BE CONSIDERED AS EITHER BEING APPROVED OR IN ACCORDANCE WITH APPLICABLE CODES.

NOTE: TO THE BEST OF MY KNOWLEDGE, BELIEF AND PROFESSIONAL JUDGMENT, THESE PLANS AND SPECIFICATIONS ARE IN COMPLIANCE WITH 2016 NEW YORK CITY ENERGY CONSERVATION CODE (BY APPLICATION OF ASHRAE-90.1/2013)

CELLAR FLOOR PLUMBING PLAN

SCALE: 3/16" = 1'-0"

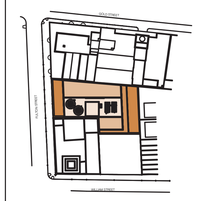

KEY PLAN

NOTES:

Number:	Date:	Revision:
15	09/22/2017	ISSUED TO DOB
14	09/18/2017	AS-WI MAX SCREENING ROOM
13	06/14/2017	100% CD SUBMISSION 3
12	03/31/2017	95% CD SUBMISSION 2
11	01/20/2017	80% CD SUBMISSION 1
10	01/13/2017	REVISED BUY SET
9	01/06/2017	RE-SUBMISSION FOR EN COMMENTS
8	12/22/2016	RE-SUBMISSION FOR EN COMMENTS
7	11/11/2016	CORE & SHELL BUY SET
6	10/07/2016	CORE & SHELL BID SET
5	09/15/2016	PROGRESS SET FOR BUDGETING
4	07/06/2016	HUB FILING SET
3	06/20/2016	100% DD SET
2	05/02/2016	50% DD SET
1	04/11/2016	PRELIMINARY PRICING SET

Project:
130 WILLIAM STREET
130 WILLIAM STREET
NEW YORK, NY 10038

Client:
THE LIGHTSTONE GROUP
130 WILLIAM STREET PROPERTY OWNER LLC
460 PARK AVE, 13TH FLOOR
NEW YORK, NY 10022
(212) 616-9971

Architect:
HILL | WEST ARCHITECTS
11 BROADWAY
17TH FLOOR
NEW YORK, NY 10004
T. 212 213 8007

Creative Director
Adjaye Associates
415 Broadway, 3rd Fl.
New York, NY 10013
(212) 965-8477

Building Structures:
McNamara Salvia
62 West 45th Street, 11th Fl.
New York, NY 10036
(212) 246-9800

MEP Engineer:
Ventrop ECG, LLC
365 W 34th Street, 3rd Fl.
New York, NY 10001
(212) 244-5060

Exterior Facade Consultant:
Gilsanz Murray Steficek, LLP
129 West 27th Street, 5th Fl.
New York, NY 10001
(212) 254-0030

Landscape Architect:
Weintraub Diaz, LLC
19 New Street
Nyack, NY 10960
(845) 353-2500

Civil Engineer & Acoustic Consultant:
AKRF Engineering PC
440 Park Avenue South, 7th Fl.
New York, NY 10016
(646) 388-9829

IT & Security Consultant:
Anj Communications
133 Sunny Ridge Road
Harrison, New York 10528
(914) 967-1957

Pool Consultant:
Integrated Aquatics Engineering, Inc.
75 Shewell Ave
Doylestown, PA 18901
(215) 230-8623

Elevator Consultant:
Jenkins and Huntington
1251 Avenue of the Americas
New York, NY 10020
(212)-696-1818

DOB STAMPS & SIGNATURES:

Clair Gomez
NYC Buildings
APPROVED
Under Directive 1 of 1975
Date: 11/06/2017
NYC Development Hub

DWG TITLE:
CELLAR FLOOR
PLUMBING PLAN

NB#121192903

SEAL & SIGNATURE:
STATE OF NEW YORK HAROLD WONG 084186 LICENSED PROFESSIONAL ENGINEER

DATE: 11/19/15
PROJECT #: 2015-57
SCALE: AS NOTED
DWG NO. P-101.00

DEPT OF BLDGS 121192903 Job Number
E350951A3MB Scan Code

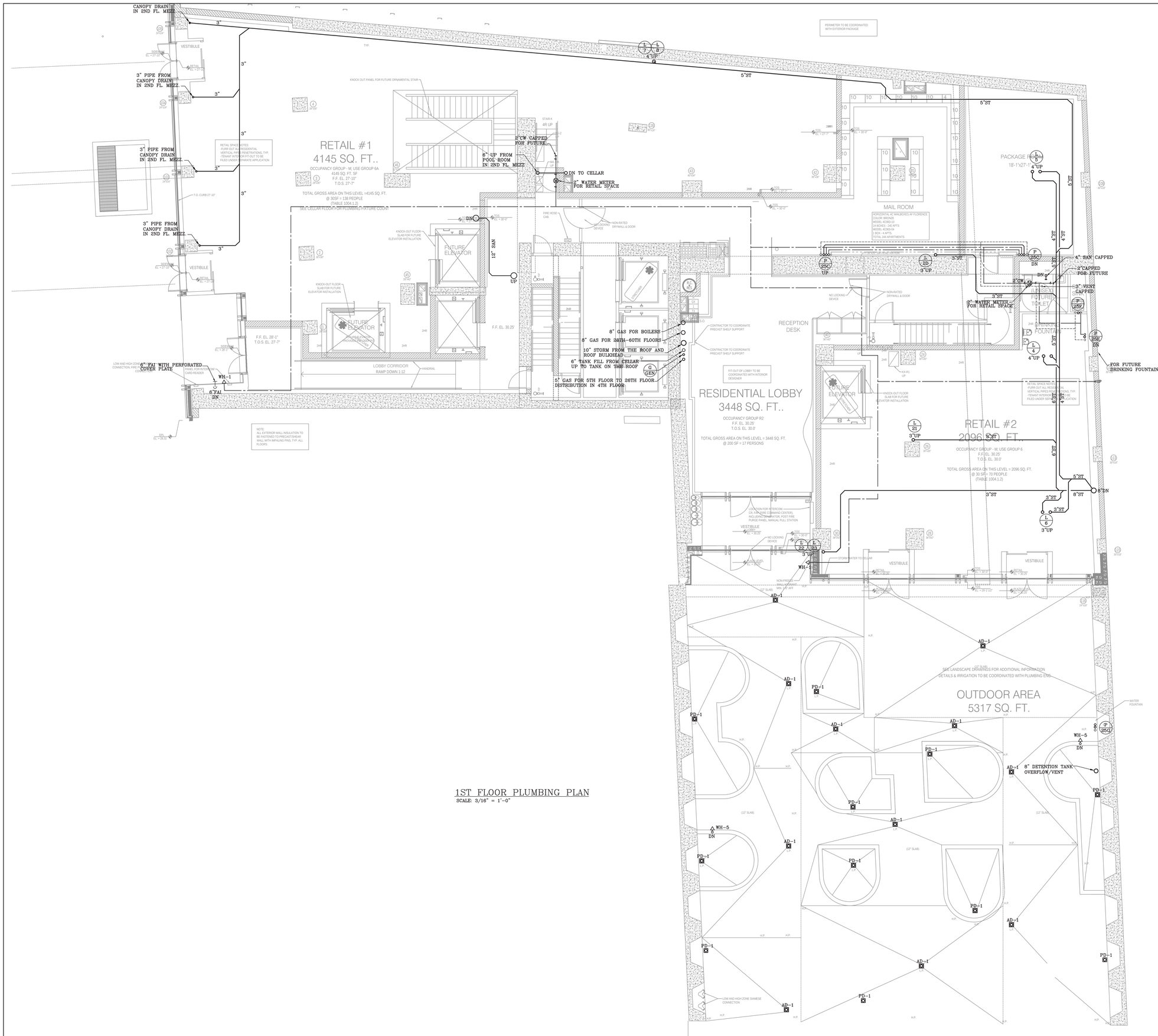

1ST FLOOR PLUMBING PLAN
SCALE: 3/16" = 1'-0"

NOTE: THIS PLAN IS APPROVED ONLY FOR WORK INDICATED ON THE APPLICATION SPECIFICATION SHEET. ALL OTHER MATTERS SHOWN ARE NOT TO BE RELIED UPON OR TO BE CONSIDERED AS EITHER BEING APPROVED OR IN ACCORDANCE WITH APPLICABLE CODES.

NOTE: TO THE BEST OF MY KNOWLEDGE, BELIEF AND PROFESSIONAL JUDGMENT, THESE PLANS AND SPECIFICATIONS ARE IN COMPLIANCE WITH 2016 NEW YORK CITY ENERGY CONSERVATION CODE (BY APPLICATION OF ASHRAE-90.1/2013)

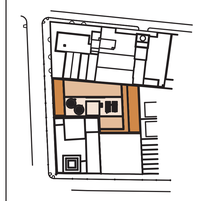

KEY PLAN

NOTES:

Number:	Date:	Revision:
14	09/22/2017	ISSUED TO DOB
13	06/14/2017	100% CO SUBMISSION 3
12	03/31/2017	50% CO SUBMISSION 2
11	01/20/2017	80% CO SUBMISSION 1
10	01/13/2017	REVISED BUY SET
9	01/06/2017	RE-SUBMISSION FOR EN COMMENTS
8	12/22/2016	RE-SUBMISSION FOR EN COMMENTS
7	11/11/2016	CORE & SHELL BUY SET
6	10/07/2016	CORE & SHELL BID SET
5	09/13/2016	PROGRESS SET FOR BUDGETING
4	07/06/2016	HLB FILING SET
3	06/29/2016	100% DD SET
2	05/02/2016	50% DD SET
1	04/11/2016	PRELIMINARY PRICING SET

Project:
130 WILLIAM STREET
130 WILLIAM STREET
NEW YORK, NY 10038

Client:
THE LIGHTSTONE GROUP
130 WILLIAM STREET PROPERTY OWNER LLC
460 PARK AVE, 13TH FLOOR
NEW YORK, NY 10022
(212) 616-9971

Architect:
HILL | WEST ARCHITECTS
11 BROADWAY
17TH FLOOR
NEW YORK, NY 10004
T. 212 213 8007

Creative Director
Adjaye Associates
415 Broadway, 3rd Fl.
New York, NY 10013
(212) 965-8477

Building Structures:
McNamara Salvia
62 West 45th Street, 11th Fl.
New York, NY 10036
(212) 246-9800

MEP Engineer:
Ventrop ECG, LLC
365 W 34th Street, 3rd Fl.
New York, NY 10001
(212) 244-5060

Exterior Facade Consultant:
Gilsanz Murray Steficek, LLP
129 West 27th Street, 5th Fl.
New York, NY 10001
(212) 254-0030

Landscape Architect:
Weintraub Diaz, LLC
19 New Street
Nyack, NY 10960
(845) 353-2500

Civil Engineer & Acoustic Consultant:
AKRF Engineering PC
440 Park Avenue South, 7th Fl.
New York, NY 10016
(646) 388-9829

IT & Security Consultant:
Anj Communications
133 Sunny Ridge Road
Harrison, New York 10528
(914) 967-1967

Pool Consultant:
Integrated Aquatics Engineering, Inc.
79 Sitewell Ave
Doylestown, PA 18901
(215) 230-8623

Elevator Consultant:
Jenkins and Huntington
1251 Avenue of the Americas
New York, NY 10020
(212)-696-1818

DOB STAMPS & SIGNATURES:

Clare Gomez
APPROVED
Under Directive 1 of 1975
Date: 11/16/2017
NYC Development Hub

DWG TITLE:
1ST FLOOR
PLUMBING PLAN
NB#121192903

SEAL & SIGNATURE:
STATE OF NEW YORK · WILLIAM WONG · LICENSED PROFESSIONAL ENGINEER

DATE: 11/19/15
PROJECT #: 2015-527
SCALE: AS NOTED
DWG NO. P-102.00

DEPT OF BLDGS 421300925 Job Number
E350700130001 Scan Code

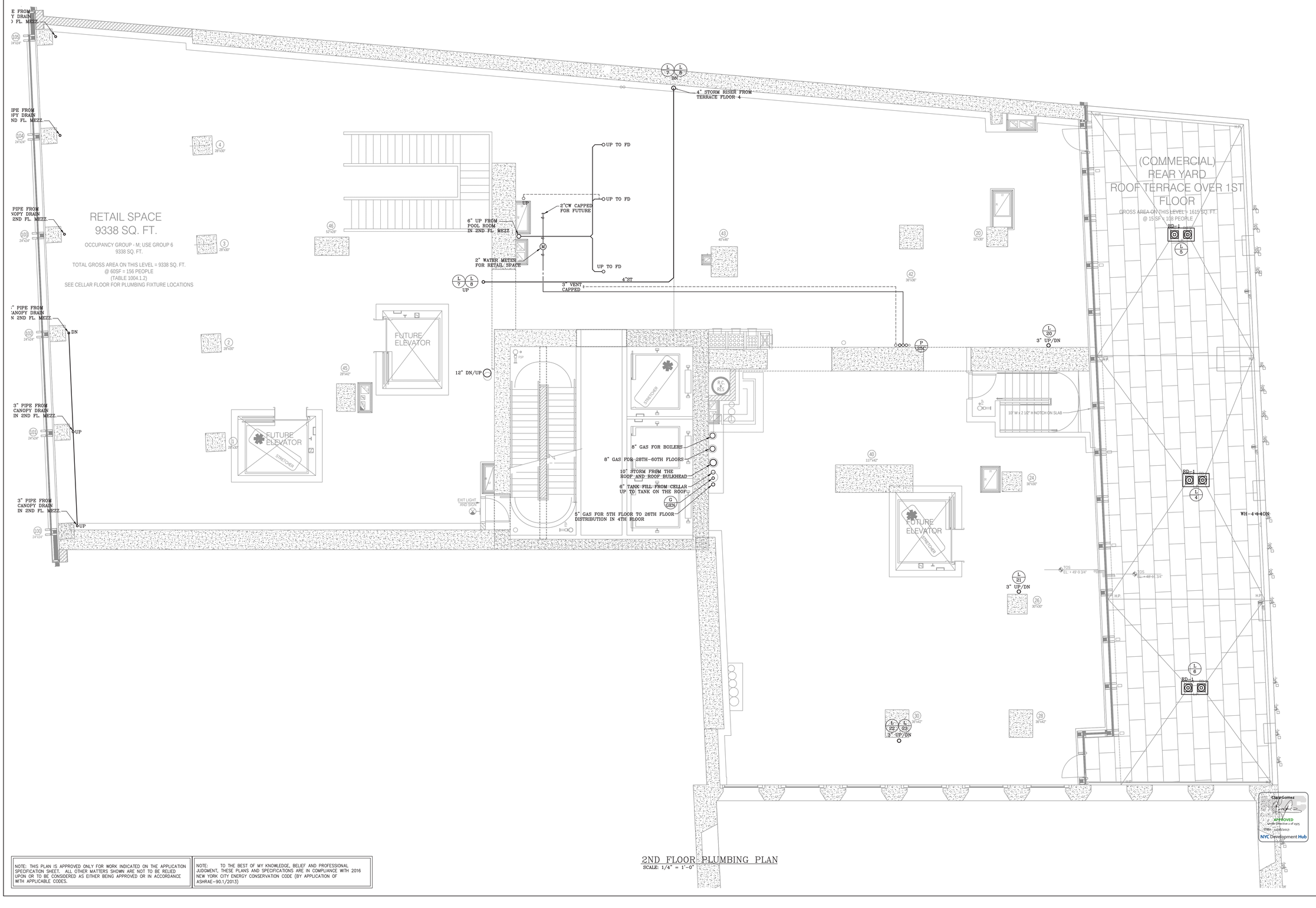

2ND FLOOR PLUMBING PLAN
SCALE: 1/4" = 1'-0"

NOTE: THIS PLAN IS APPROVED ONLY FOR WORK INDICATED ON THE APPLICATION SPECIFICATION SHEET. ALL OTHER MATTERS SHOWN ARE NOT TO BE RELIED UPON OR TO BE CONSIDERED AS EITHER BEING APPROVED OR IN ACCORDANCE WITH APPLICABLE CODES.

NOTE: TO THE BEST OF MY KNOWLEDGE, BELIEF AND PROFESSIONAL JUDGMENT, THESE PLANS AND SPECIFICATIONS ARE IN COMPLIANCE WITH 2016 NEW YORK CITY ENERGY CONSERVATION CODE (BY APPLICATION OF ASHRAE-90.1/2013)

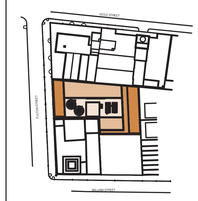

KEY PLAN

NOTES:

Number:	Date:	Revision:
14	09/22/2017	ISSUED TO DOB
13	06/14/2017	100% CO SUBMISSION 3
12	03/31/2017	90% CO SUBMISSION 2
11	01/20/2017	80% CO SUBMISSION 1
10	01/13/2017	REVISED BUY SET
9	01/06/2017	RE-SUBMISSION FOR EN COMMENTS
8	12/22/2016	RE-SUBMISSION FOR EN COMMENTS
7	11/11/2016	CORE & SHELL BUY SET
6	10/07/2016	CORE & SHELL BID SET
5	09/13/2016	PROGRESS SET FOR BUDGETING
4	07/06/2016	HUB FILING SET
3	06/29/2016	100% DD SET
2	05/02/2016	50% DD SET
1	04/11/2016	PRELIMINARY PRICING SET

Project:
130 WILLIAM STREET
130 WILLIAM STREET
NEW YORK, NY 10038

Client:
THE LIGHTSTONE GROUP
130 WILLIAM STREET PROPERTY OWNER LLC
460 PARK AVE, 13TH FLOOR
NEW YORK, NY 10022
(212) 616-9971

Architect:
HILL | WEST ARCHITECTS
11 BROADWAY
17TH FLOOR
NEW YORK, NY 10004
T. 212 213 8007

Creative Director
Adjaye Associates
415 Broadway, 3rd Fl.
New York, NY 10013
(212) 965-8477

Building Structures:
McNamara Salvia
62 West 45th Street, 11th Fl.
New York, NY 10036
(212) 246-9800

MEP Engineer:
Ventrop ECG, LLC
365 W 34th Street, 3rd Fl.
New York, NY 10001
(212) 244-5060

Exterior Facade Consultant:
Gilsanz Murray Steficek, LLP
129 West 27th Street, 5th Fl.
New York, NY 10001
(212) 254-0030

Landscape Architect:
Weintraub Diaz, LLC
19 New Street
Nyack, NY 10960
(845) 353-2500

Civil Engineer & Acoustic Consultant:
AKRF Engineering PC
440 Park Avenue South, 7th Fl.
New York, NY 10016
(646) 388-9829

IT & Security Consultant:
Anj Communications
132 Sunny Ridge Road
Harrison, New York 10528
(914) 967-1967

Pool Consultant:
Integrated Aquatics Engineering, Inc.
75 Shewell Ave
Doylestown, PA 18901
(215) 230-8623

Elevator Consultant:
Jenkins and Huntington
1251 Avenue of the Americas
New York, NY 10020
(212)-696-1818

DOB STAMPS & SIGNATURES:

Clare Gomez
APPROVED
Under Directive 1 of 1975
Date: 12/07/2017
NYC Development Hub

DWG TITLE:
2ND FLOOR
PLUMBING PLAN
NB#121192903

SEAL & SIGNATURE:
STATE OF NEW YORK · SHELDON WONG · 086187 · REGISTERED PROFESSIONAL ENGINEER

DATE: 11/19/15
PROJECT #: 2015-527
SCALE: AS NOTED
DWG NO: P-103.00

5 OF 62

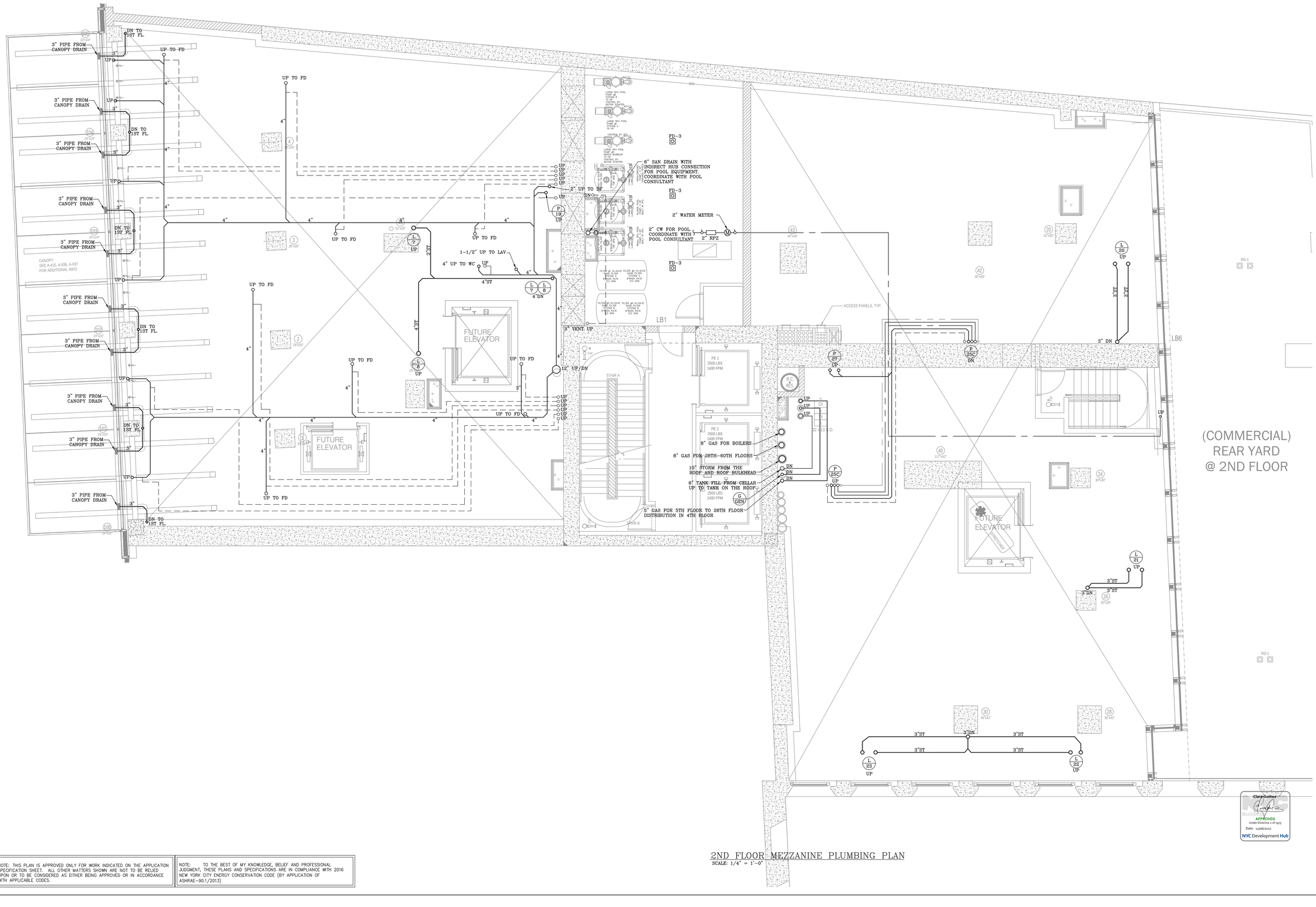

2ND FLOOR MEZZANINE PLUMBING PLAN
SCALE: 1/4" = 1'-0"

NOTE: THIS PLAN IS APPROVED ONLY FOR WORK INDICATED ON THE APPLICATION SPECIFICATION SHEET. ALL OTHER MATTERS SHOWN ARE NOT TO BE RELIED UPON OR TO BE CONSIDERED AS EITHER BEING APPROVED OR IN ACCORDANCE WITH APPLICABLE CODES.

NOTE: TO THE BEST OF MY KNOWLEDGE, BELIEF AND PROFESSIONAL JUDGMENT, THESE PLANS AND SPECIFICATIONS ARE IN COMPLIANCE WITH 2016 NEW YORK CITY ENERGY CONSERVATION CODE (BY APPLICATION OF ASHRAE-90.1/2013)

KEY PLAN

NOTES:

Number:	Date:	Revision:
14	09/22/2017	ISSUED TO DOB
13	06/14/2017	100% CD SUBMISSION
12	03/31/2017	95% CD SUBMISSION
11	01/20/2017	80% CD SUBMISSION
10	01/13/2017	REVISED BUY SET
9	01/06/2017	RE-SUBMISSION FOR EN COMMENTS
8	12/22/2016	RE-SUBMISSION FOR EN COMMENTS
7	11/11/2016	CORE & SHELL BUY SET
6	10/07/2016	CORE & SHELL BID SET
5	09/15/2016	PROGRESS SET FOR BUDGETING
4	07/06/2016	HUB FILING SET
3	06/20/2016	100% DD SET
2	05/02/2016	50% DD SET
1	04/11/2016	PRELIMINARY PRICING SET

Project:
130 WILLIAM STREET
130 WILLIAM STREET
NEW YORK, NY 10038

Client:
THE LIGHTSTONE GROUP
130 WILLIAM STREET PROPERTY OWNER LLC
460 PARK AVE, 13TH FLOOR
NEW YORK, NY 10022
(212) 616-9971

Architect:
HILL | WEST ARCHITECTS
11 BROADWAY
17TH FLOOR
NEW YORK, NY 10004
T. 212 213 8007

Creative Director
Adjaye Associates
415 Broadway, 3rd Fl.
New York, NY 10013
(212) 965-8477

Building Structures:
McNamara Salvia
62 West 45th Street, 11th Fl.
New York, NY 10036
(212) 246-9800

MEP Engineer:
Ventrop ECG, LLC
365 W 34th Street, 3rd Fl.
New York, NY 10001
(212) 244-5060

Exterior Facade Consultant:
Gilsanz Murray Steficek, LLP
129 West 27th Street, 5th Fl.
New York, NY 10001
(212) 254-0030

Landscape Architect:
Weintraub Diaz, LLC
19 New Street
Nyack, NY 10960
(845) 353-2500

Civil Engineer & Acoustic Consultant:
AKRF Engineering PC
440 Park Avenue South, 7th Fl.
New York, NY 10016
(646) 388-9829

IT & Security Consultant:
Anj Communications
133 Sunny Ridge Road
Harrison, New York 10528
(914) 967-1967

Pool Consultant:
Integrated Aquatics Engineering, Inc.
75 Shewell Ave
Doylestown, PA 18901
(215) 230-8623

Elevator Consultant:
Jenkins and Huntington
1251 Avenue of the Americas
New York, NY 10020
(212)-696-1818

DOB STAMPS & SIGNATURES:

DWG TITLE:
2ND FLOOR MEZZANINE
PLUMBING PLAN
NB#121192903

SEAL & SIGNATURE:
STATE OF NEW YORK · WALDON WONG · 095187 · LICENSED PROFESSIONAL ENGINEER

DATE:	11/19/15
PROJECT #:	2015-527
SCALE:	AS NOTED
DWG NO.	P-104.00

DEPT OF BLDGS 121192903 Job Number
E580051207.01 Scan Code

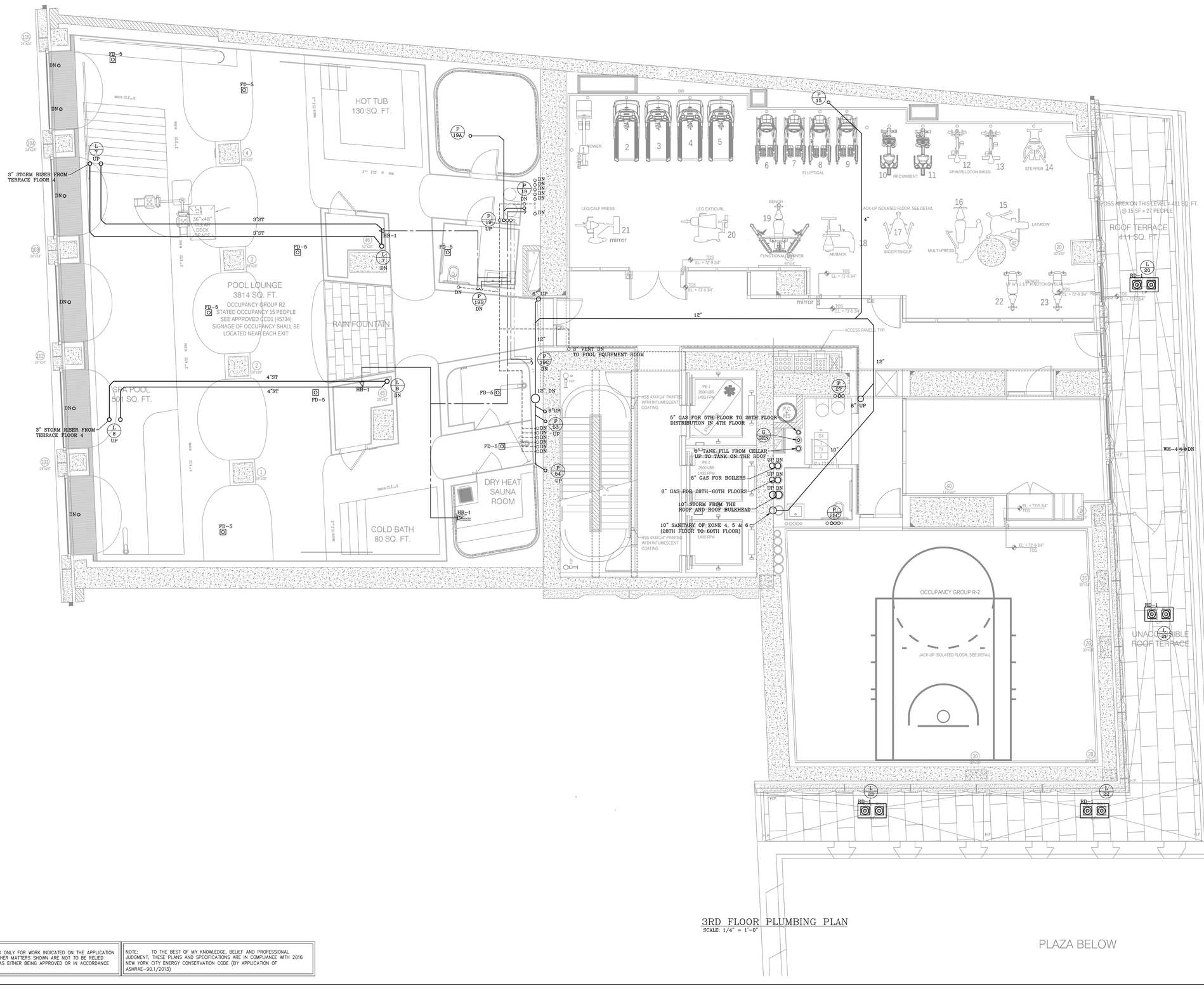

3RD FLOOR PLUMBING PLAN
SCALE: 1/4" = 1'-0"

NOTE: THIS PLAN IS APPROVED ONLY FOR WORK INDICATED ON THE APPLICATION SPECIFICATION SHEET. ALL OTHER MATTERS SHOWN ARE NOT TO BE RELIED UPON OR TO BE CONSIDERED AS EITHER BEING APPROVED OR IN ACCORDANCE WITH APPLICABLE CODES.

NOTE: TO THE BEST OF MY KNOWLEDGE, BELIEF AND PROFESSIONAL JUDGMENT, THESE PLANS AND SPECIFICATIONS ARE IN COMPLIANCE WITH 2016 NEW YORK CITY ENERGY CONSERVATION CODE (BY APPLICATION OF ASHRAE-90.1/2013)

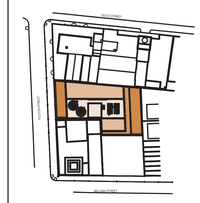

KEY PLAN

NOTES:

Number:	Date:	Revision:
14	09/22/2017	ISSUED TO DOB
13	06/14/2017	100% CD SUBMISSION 3
12	03/31/2017	90% CD SUBMISSION 2
11	01/20/2017	80% CD SUBMISSION 1
10	01/13/2017	REVISED BUY SET
9	01/06/2017	RE-SUBMISSION FOR EN COMMENTS
8	12/22/2016	RE-SUBMISSION FOR EN COMMENTS
7	11/1/2016	CORE & SHELL BUY SET
6	10/07/2016	CORE & SHELL BID SET
5	09/13/2016	PROGRESS SET FOR BUDGETING
4	07/06/2016	HLB FILING SET
3	06/29/2016	100% DD SET
2	05/02/2016	50% DD SET
1	04/11/2016	PRELIMINARY PRICING SET

Project:
130 WILLIAM STREET
130 WILLIAM STREET
NEW YORK, NY 10038

Client:
THE LIGHTSTONE GROUP
130 WILLIAM STREET PROPERTY OWNER LLC
460 PARK AVE, 13TH FLOOR
NEW YORK, NY 10022
(212) 616-9971

Architect:
HILL | WEST ARCHITECTS
11 BROADWAY
17TH FLOOR
NEW YORK, NY 10004
T. 212 213 8007

Creative Director
Adjaye Associates
415 Broadway, 3rd Fl.
New York, NY 10013
(212) 965-8477

Building Structures:
McNamara Salvia
62 West 45th Street, 11th Fl.
New York, NY 10036
(212) 246-9800

MEP Engineer:
Ventrop ECG, LLC
365 W 34th Street, 3rd Fl.
New York, NY 10001
(212) 244-5060

Exterior Facade Consultant:
Gilsanz Murray Steficek, LLP
129 West 27th Street, 5th Fl.
New York, NY 10001
(212) 254-0030

Landscape Architect:
Weintraub Diaz, LLC
19 New Street
Nyack, NY 10960
(845) 353-2500

Civil Engineer & Acoustic Consultant:
AKRF Engineering PC
440 Park Avenue South, 7th Fl.
New York, NY 10016
(646) 388-9829

IT & Security Consultant:
Anj Communications
133 Sunny Ridge Road
Harrison, New York 10528
(914) 967-1967

Pool Consultant:
Integrated Aquatics Engineering, Inc.
75 Shewell Ave
Doylestown, PA 18901
(215) 230-8023

Elevator Consultant:
Jenkins and Huntington
1251 Avenue of the Americas
New York, NY 10020
(212)-696-1818

DOB STAMPS & SIGNATURES:

Clara Gomez
NYC Buildings
APPROVED
Under Directive 1 of 1975
Date: 11/06/2017
NYC Development Hub

DWG TITLE:
3RD FLOOR
PLUMBING PLAN
NB#121192903

SEAL & SIGNATURE:
STATE OF NEW YORK
HALDON WONG
088187
LICENSED PROFESSIONAL ENGINEER

DATE: 11/19/15
PROJECT #: 2015-827
SCALE: AS NOTED
DWG NO: P-105.00

DEPT OF BLDGS 121192903 Job Number
E3331001L000 Scan Code

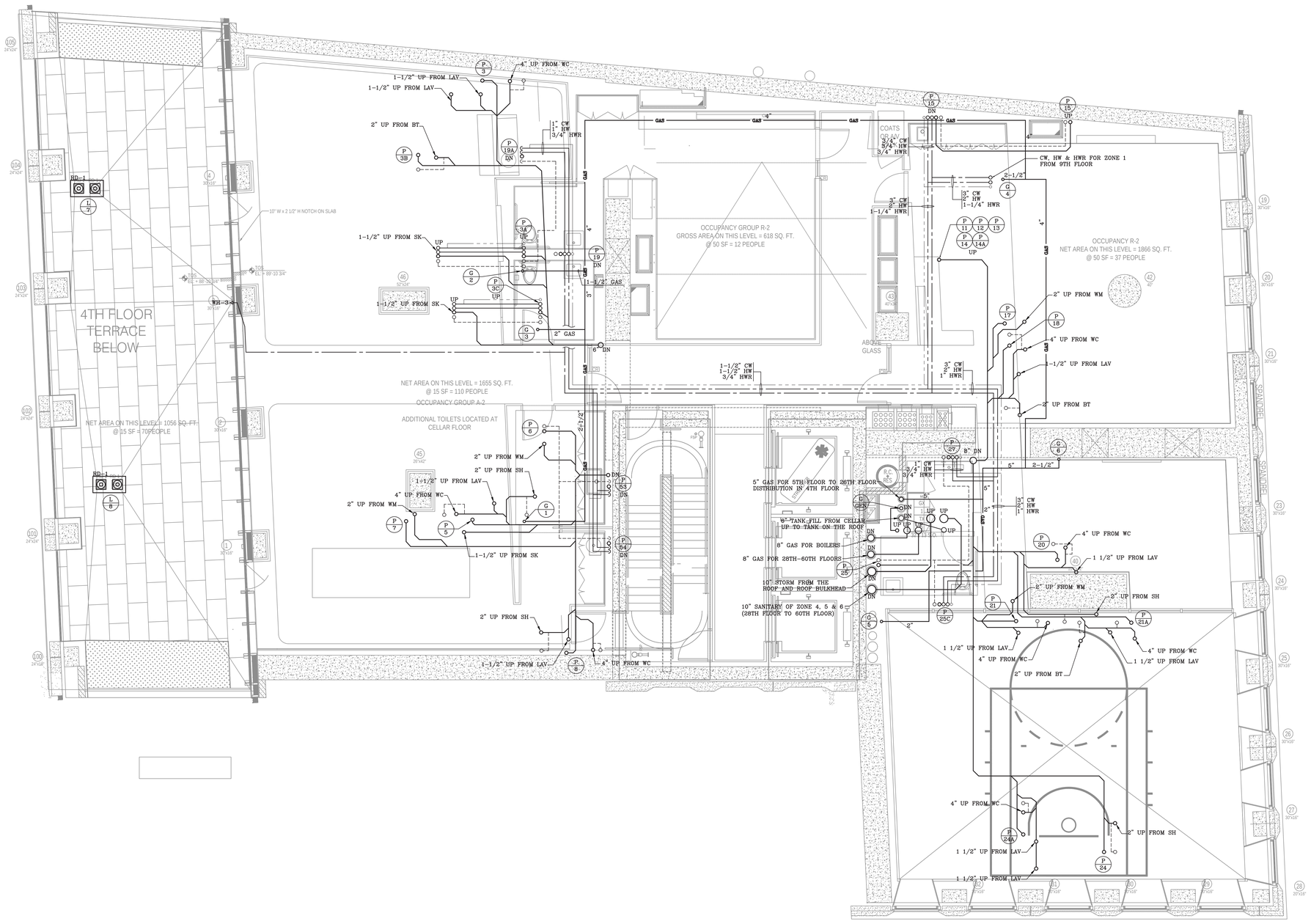

4TH FLOOR PLUMBING PLAN
SCALE: 1/4" = 1'-0"

NOTE: THIS PLAN IS APPROVED ONLY FOR WORK INDICATED ON THE APPLICATION SPECIFICATION SHEET. ALL OTHER MATTERS SHOWN ARE NOT TO BE RELIED UPON OR TO BE CONSIDERED AS EITHER BEING APPROVED OR IN ACCORDANCE WITH APPLICABLE CODES.

NOTE: TO THE BEST OF MY KNOWLEDGE, BELIEF AND PROFESSIONAL JUDGMENT, THESE PLANS AND SPECIFICATIONS ARE IN COMPLIANCE WITH 2016 NEW YORK CITY ENERGY CONSERVATION CODE (BY APPLICATION OF ASHRAE-90.1/2013)

Clara Gomez
Buildings
APPROVED
Under Directive 1 of 1975
Date 11/06/2017
NYC Development Hub

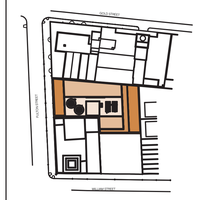

KEY PLAN

NOTES:

Number:	Date:	Revision:
14	09/22/2017	ISSUED TO DOB
13	06/14/2017	100% CD SUBMISSION 3
12	03/31/2017	90% CD SUBMISSION 2
11	01/20/2017	80% CD SUBMISSION 1
10	01/13/2017	REVISED BUY SET
9	01/06/2017	RE-SUBMISSION FOR EN COMMENTS
8	12/22/2016	RE-SUBMISSION FOR EN COMMENTS
7	11/11/2016	CORE & SHELL BUY SET
6	10/07/2016	CORE & SHELL BID SET
5	09/13/2016	PROGRESS SET FOR BUDGETING
4	07/06/2016	HLB FILING SET
3	06/29/2016	100% DD SET
2	05/02/2016	50% DD SET
1	04/11/2016	PRELIMINARY PRICING SET

Project:
130 WILLIAM STREET
130 WILLIAM STREET
NEW YORK, NY 10038

Client:
THE LIGHTSTONE GROUP
130 WILLIAM STREET PROPERTY OWNER LLC
460 PARK AVE, 13TH FLOOR
NEW YORK, NY 10022
(212) 616-9971

Architect:
HILL | WEST ARCHITECTS
11 BROADWAY
17TH FLOOR
NEW YORK, NY 10004
T. 212 213 8007

Creative Director
Adjaye Associates
415 Broadway, 3rd Fl.
New York, NY 10013
(212) 965-8477

Building Structures:
McNamara Salvia
62 West 45th Street, 11th Fl.
New York, NY 10036
(212) 246-9800

MEP Engineer:
Ventrop ECG, LLC
365 W 34th Street, 3rd Fl.
New York, NY 10001
(212) 244-5060

Exterior Facade Consultant:
Gilsanz Murray Steficek, LLP
129 West 27th Street, 5th Fl.
New York, NY 10001
(212) 254-0030

Landscape Architect:
Weintraub Diaz, LLC
19 New Street
Nyack, NY 10960
(845) 353-2500

Civil Engineer & Acoustic Consultant:
AKRF Engineering PC
440 Park Avenue South, 7th Fl.
New York, NY 10016
(646) 388-9829

IT & Security Consultant:
Anj Communications
133 Sunny Ridge Road
Harrison, New York 10528
(914) 967-1967

Pool Consultant:
Integrated Aquatics Engineering, Inc.
75 Shewell Ave
Doylestown, PA 18901
(215) 230-8623

Elevator Consultant:
Jenkins and Huntington
1251 Avenue of the Americas
New York, NY 10020
(212)-696-1818

DOB STAMPS & SIGNATURES:

DWG TITLE:
4TH FLOOR
PLUMBING PLAN
NB#121192903

SEAL & SIGNATURE:
STATE OF NEW YORK · MALCOLM YORK · 086187 · LICENSED PROFESSIONAL ENGINEER

DATE: 11/19/15
PROJECT #: 2015-527
SCALE: AS NOTED
DWG NO: P-106.00

DEPT OF BLDGS 421300925 Job Number
E9254373151 Scan Code

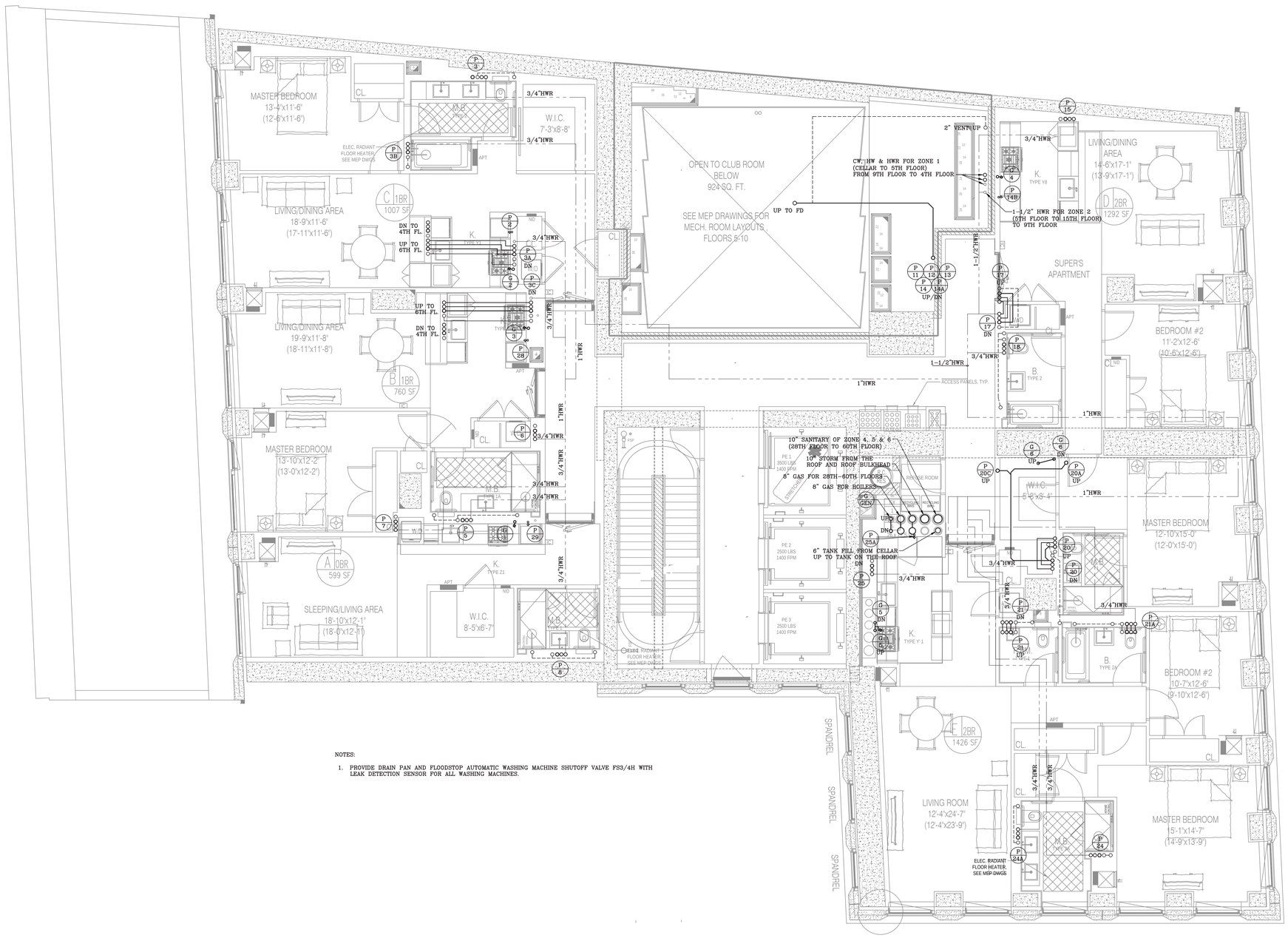

NOTES:

1. PROVIDE DRAIN PAN AND FLOODSTOP AUTOMATIC WASHING MACHINE SHUTOFF VALVE FS3/4H WITH LEAK DETECTION SENSOR FOR ALL WASHING MACHINES.

5TH FLOOR PLUMBING PLAN

SCALE: 1/4" = 1'-0"

NOTE: THIS PLAN IS APPROVED ONLY FOR WORK INDICATED ON THE APPLICATION SPECIFICATION SHEET. ALL OTHER MATTERS SHOWN ARE NOT TO BE RELIED UPON OR TO BE CONSIDERED AS EITHER BEING APPROVED OR IN ACCORDANCE WITH APPLICABLE CODES.

NOTE: TO THE BEST OF MY KNOWLEDGE, BELIEF AND PROFESSIONAL JUDGMENT, THESE PLANS AND SPECIFICATIONS ARE IN COMPLIANCE WITH 2016 NEW YORK CITY ENERGY CONSERVATION CODE (BY APPLICATION OF ASHRAE-90.1/2013)

ClearGomez
Building Safety
APPROVED
Under Directive 1 of 1975
Date: 11/06/2017
NYC Development Hub

KEY PLAN

NOTES:

Number:	Date:	Revision:
14	09/22/2017	ISSUED TO DOB
13	06/14/2017	100% CO SUBMISSION 3
12	03/31/2017	50% CO SUBMISSION 2
11	01/20/2017	80% CO SUBMISSION 1
10	01/13/2017	REVISED BUY SET
9	01/06/2017	RE-SUBMISSION FOR EN COMMENTS
8	12/22/2016	RE-SUBMISSION FOR EN COMMENTS
7	11/11/2016	CORE & SHELL BUY SET
6	10/07/2016	CORE & SHELL BID SET
5	09/13/2016	PROGRESS SET FOR BUDGETING
4	07/06/2016	HLB FILING SET
3	06/09/2016	100% DD SET
2	05/02/2016	50% DD SET
1	04/11/2016	PRELIMINARY PRICING SET

Project:
130 WILLIAM STREET
130 WILLIAM STREET
NEW YORK, NY 10038

Client:
THE LIGHTSTONE GROUP
130 WILLIAM STREET PROPERTY OWNER LLC
460 PARK AVE, 13TH FLOOR
NEW YORK, NY 10022
(212) 616-9971

Architect:
HILL | WEST ARCHITECTS
11 BROADWAY
17TH FLOOR
NEW YORK, NY 10004
T. 212 213 8007

Creative Director
Adjaye Associates
415 Broadway, 3rd Fl.
New York, NY 10013
(212) 965-8477

Building Structures:
McNamara Salvia
62 West 45th Street, 11th Fl.
New York, NY 10036
(212) 246-9800

MEP Engineer:
Ventrop ECG, LLC
365 W 34th Street, 3rd Fl.
New York, NY 10001
(212) 244-5060

Exterior Facade Consultant:
Gilsanz Murray Steficek, LLP
129 West 27th Street, 5th Fl.
New York, NY 10001
(212) 254-0030

Landscape Architect:
Weintraub Diaz, LLC
19 New Street
Nyack, NY 10960
(845) 353-2500

Civil Engineer & Acoustic Consultant:
AKRF Engineering PC
440 Park Avenue South, 7th Fl.
New York, NY 10016
(646) 388-9829

IT & Security Consultant:
Anj Communications
132 Sunny Ridge Road
Harrison, New York 10528
(914) 967-1967

Pool Consultant:
Integrated Aquatics Engineering, Inc.
75 Shewell Ave
Doylestown, PA 18901
(215) 230-8623

Elevator Consultant:
Jenkins and Huntington
1251 Avenue of the Americas
New York, NY 10020
(212)-696-1818

DOB STAMPS & SIGNATURES:

DWG TITLE:
5TH FLOOR
PLUMBING PLAN
NB#121192903

SEAL & SIGNATURE:
STATE OF NEW YORK · SHALOON WONG · LICENSED PROFESSIONAL ENGINEER · 086187

DATE: 11/19/15
PROJECT #: 2015-527
SCALE: AS NOTED
DWG NO.: P-107.00

9 OF 62

DEPT OF BLDGS 121192903 Job Number
B2B20049R6R0 Scan Code

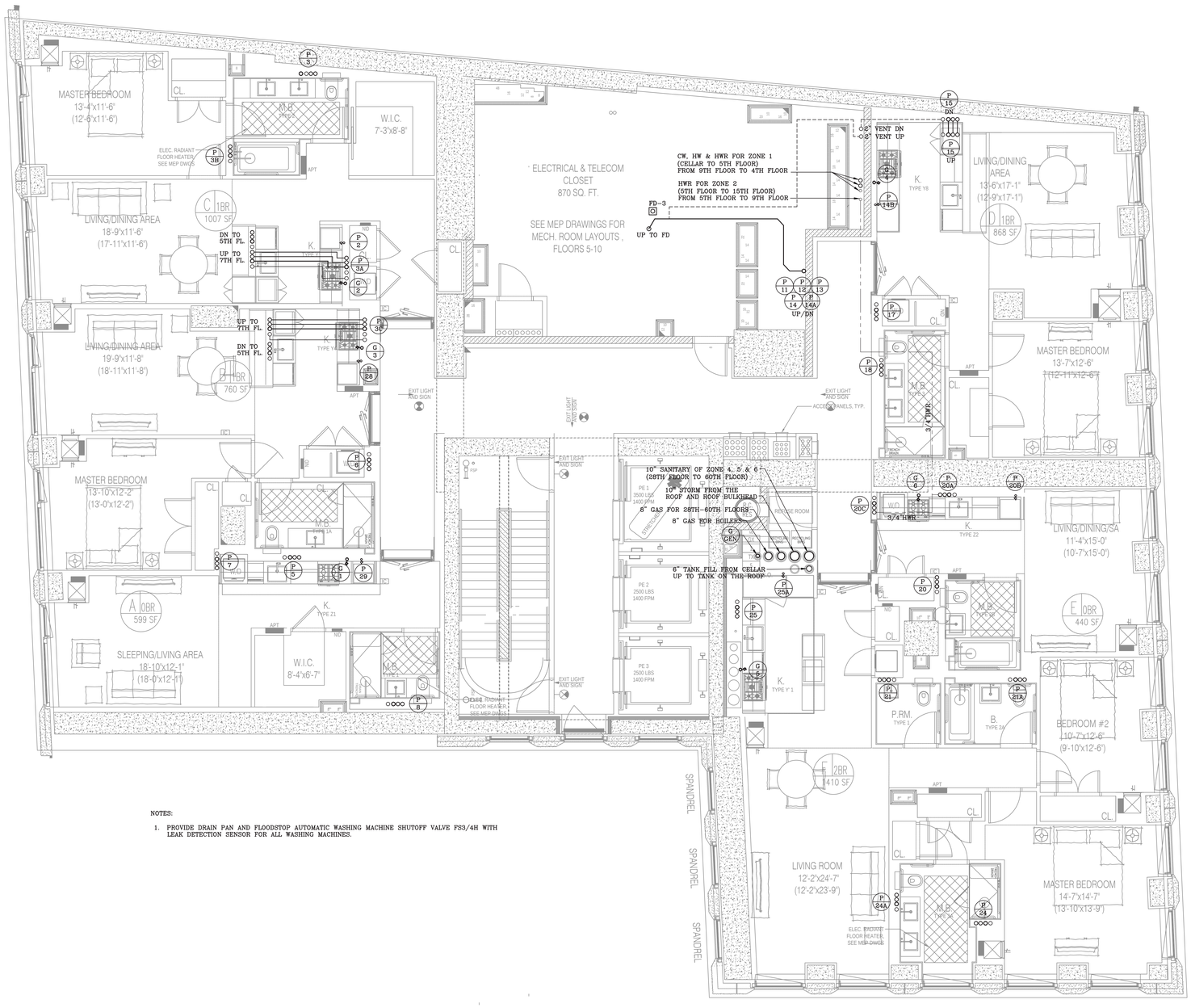

NOTES:

1. PROVIDE DRAIN PAN AND FLOODSTOP AUTOMATIC WASHING MACHINE SHUTOFF VALVE FS3/4H WITH LEAK DETECTION SENSOR FOR ALL WASHING MACHINES.

NOTE: THIS PLAN IS APPROVED ONLY FOR WORK INDICATED ON THE APPLICATION SPECIFICATION SHEET. ALL OTHER MATTERS SHOWN ARE NOT TO BE RELIED UPON OR TO BE CONSIDERED AS EITHER BEING APPROVED OR IN ACCORDANCE WITH APPLICABLE CODES.

NOTE: TO THE BEST OF MY KNOWLEDGE, BELIEF AND PROFESSIONAL JUDGMENT, THESE PLANS AND SPECIFICATIONS ARE IN COMPLIANCE WITH 2016 NEW YORK CITY ENERGY CONSERVATION CODE (BY APPLICATION OF ASHRAE-90.1/2013)

6TH FLOOR PLUMBING PLAN
SCALE: 1/4" = 1'-0"

Clare Gomez
APPROVED
Under Directive 1 of 1975
Date: 11/16/2017
NYC Development Hub

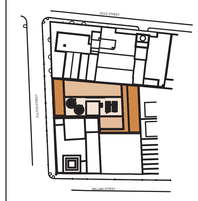

KEY PLAN

NOTES:

Number:	Date:	Revision:
14	09/22/2017	ISSUED TO DOB
13	06/14/2017	100% CD SUBMISSION 3
12	03/31/2017	90% CD SUBMISSION 2
11	01/20/2017	80% CD SUBMISSION 1
10	01/13/2017	REVISED BUY SET
9	01/06/2017	RE-SUBMISSION FOR EN COMMENTS
8	12/22/2016	RE-SUBMISSION FOR EN COMMENTS
7	11/11/2016	CORE & SHELL BUY SET
6	10/07/2016	CORE & SHELL BID SET
5	09/13/2016	PROGRESS SET FOR BUDGETING
4	07/06/2016	HLB FILING SET
3	06/20/2016	100% DD SET
2	05/02/2016	50% DD SET
1	04/11/2016	PRELIMINARY PRICING SET

Project:
130 WILLIAM STREET
130 WILLIAM STREET
NEW YORK, NY 10038

Client:
THE LIGHTSTONE GROUP
130 WILLIAM STREET PROPERTY OWNER LLC
460 PARK AVE, 13TH FLOOR
NEW YORK, NY 10022
(212) 616-9971

Architect:
HILL | WEST ARCHITECTS
11 BROADWAY
17TH FLOOR
NEW YORK, NY 10004
T. 212 213 8007

Creative Director
Adjaye Associates
415 Broadway, 3rd Fl.
New York, NY 10013
(212) 965-8477

Building Structures:
McNamara Salvia
62 West 45th Street, 11th Fl.
New York, NY 10036
(212) 246-9800

MEP Engineer:
Ventrop ECG, LLC
365 W 34th Street, 3rd Fl.
New York, NY 10001
(212) 244-5060

Exterior Facade Consultant:
Gilsanz Murray Steficek, LLP
129 West 27th Street, 5th Fl.
New York, NY 10001
(212) 254-0030

Landscape Architect:
Weintraub Diaz, LLC
19 New Street
Nyack, NY 10960
(845) 353-2500

Civil Engineer & Acoustic Consultant:
AKRF Engineering PC
440 Park Avenue South, 7th Fl.
New York, NY 10016
(646) 388-9829

IT & Security Consultant:
Anj Communications
133 Sunny Ridge Road
Harrison, New York 10528
(914) 967-1967

Pool Consultant:
Integrated Aquatics Engineering, Inc.
75 Shewell Ave
Doylestown, PA 18901
(215) 230-8623

Elevator Consultant:
Jenkins and Huntington
1251 Avenue of the Americas
New York, NY 10020
(212)-696-1818

DOB STAMPS & SIGNATURES:

DWG TITLE:
6TH FLOOR
PLUMBING PLAN
NB#121192903

SEAL & SIGNATURE:
STATE OF NEW YORK · HAN-DON WONG · 089187 · LICENSED PROFESSIONAL ENGINEER

DATE: 11/19/15
PROJECT #: 2015-527
SCALE: AS NOTED
DWG NO: P-108.00

10 OF 62

DEPT OF BLDGS 121192903 Job Number
E3810242471 Scan Code

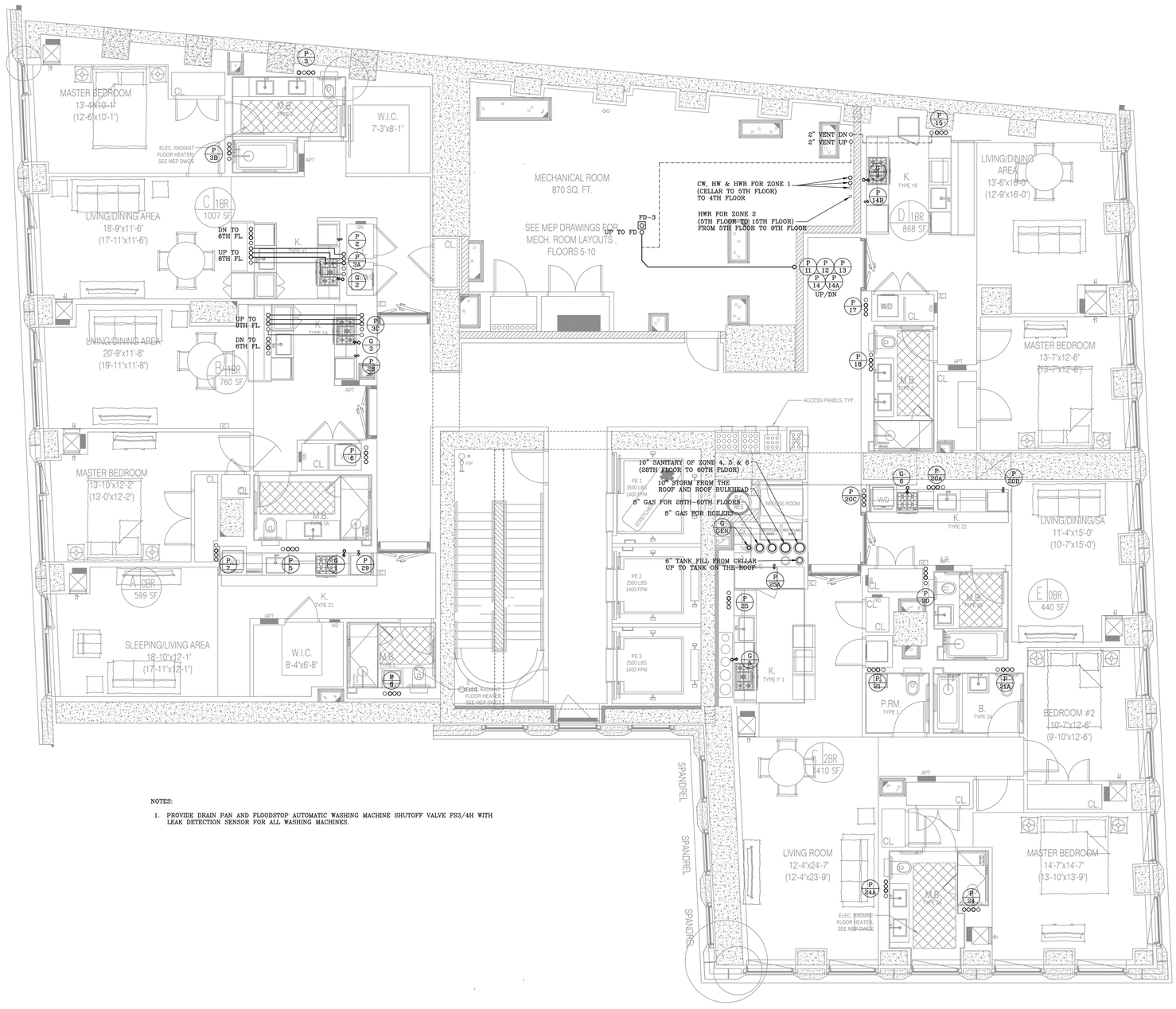

NOTES:

1. PROVIDE DRAIN PAN AND FLOODSTOP AUTOMATIC WASHING MACHINE SHUTOFF VALVE FS3/4H WITH LEAK DETECTION SENSOR FOR ALL WASHING MACHINES.

NOTE: THIS PLAN IS APPROVED ONLY FOR WORK INDICATED ON THE APPLICATION SPECIFICATION SHEET. ALL OTHER MATTERS SHOWN ARE NOT TO BE RELIED UPON OR TO BE CONSIDERED AS EITHER BEING APPROVED OR IN ACCORDANCE WITH APPLICABLE CODES.

NOTE: TO THE BEST OF MY KNOWLEDGE, BELIEF AND PROFESSIONAL JUDGMENT, THESE PLANS AND SPECIFICATIONS ARE IN COMPLIANCE WITH 2016 NEW YORK CITY ENERGY CONSERVATION CODE (BY APPLICATION OF ASHRAE-90.1/2013)

7TH FLOOR PLUMBING PLAN
SCALE: 1/4" = 1'-0"

ClaroGomez
APPROVED
Under Directive 1 of 1975
Date: 11/16/2017
NYC Development Hub

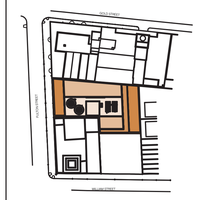

KEY PLAN

NOTES:

Number:	Date:	Revision:
14	09/22/2017	ISSUED TO DOB
13	06/14/2017	100% CD SUBMISSION 3
12	03/31/2017	90% CD SUBMISSION 2
11	01/20/2017	80% CD SUBMISSION 1
10	01/13/2017	REVISED BUY SET
9	01/06/2017	RE-SUBMISSION FOR EN COMMENTS
8	12/22/2016	RE-SUBMISSION FOR EN COMMENTS
7	11/11/2016	CORE & SHELL BUY SET
6	10/07/2016	CORE & SHELL BID SET
5	09/13/2016	PROGRESS SET FOR BUDGETING
4	07/06/2016	HLB FILING SET
3	06/29/2016	100% DD SET
2	05/02/2016	50% DD SET
1	04/11/2016	PRELIMINARY PRICING SET

Project:
130 WILLIAM STREET
130 WILLIAM STREET
NEW YORK, NY 10038

Client:
THE LIGHTSTONE GROUP
130 WILLIAM STREET PROPERTY OWNER LLC
460 PARK AVE, 13TH FLOOR
NEW YORK, NY 10022
(212) 616-9971

Architect:
HILL | WEST ARCHITECTS
11 BROADWAY
17TH FLOOR
NEW YORK, NY 10004
T. 212 213 8007

Creative Director
Adjaye Associates
415 Broadway, 3rd Fl.
New York, NY 10013
(212) 965-8477

Building Structures:
McNamara Salvia
62 West 45th Street, 11th Fl.
New York, NY 10036
(212) 246-9800

MEP Engineer:
Ventrop ECG, LLC
365 W 34th Street, 3rd Fl.
New York, NY 10001
(212) 244-5060

Exterior Facade Consultant:
Gilsanz Murray Steficek, LLP
129 West 27th Street, 5th Fl.
New York, NY 10001
(212) 254-0030

Landscape Architect:
Weintraub Diaz, LLC
19 New Street
Nyack, NY 10960
(845) 353-2500

Civil Engineer & Acoustic Consultant:
AKRF Engineering PC
440 Park Avenue South, 7th Fl.
New York, NY 10016
(646) 388-9829

IT & Security Consultant:
Anj Communications
133 Sunny Ridge Road
Harrison, New York 10528
(914) 967-1967

Pool Consultant:
Integrated Aquatics Engineering, Inc.
75 Shewell Ave
Doylestown, PA 18901
(215) 230-8623

Elevator Consultant:
Jenkins and Huntington
1251 Avenue of the Americas
New York, NY 10020
(212)-696-1818

DOB STAMPS & SIGNATURES:

DWG TITLE:
7TH FLOOR
PLUMBING PLAN

NB#121192903

SEAL & SIGNATURE:
STATE OF NEW YORK · HAN-DON WONG · 090187 · LICENSED PROFESSIONAL ENGINEER

DATE: 11/19/15
PROJECT #: 2015-527
SCALE: AS NOTED
DWG NO.: P-109.00

DEPT OF BLDGS 121192903 Job Number
E500MA2070950 Scan Code

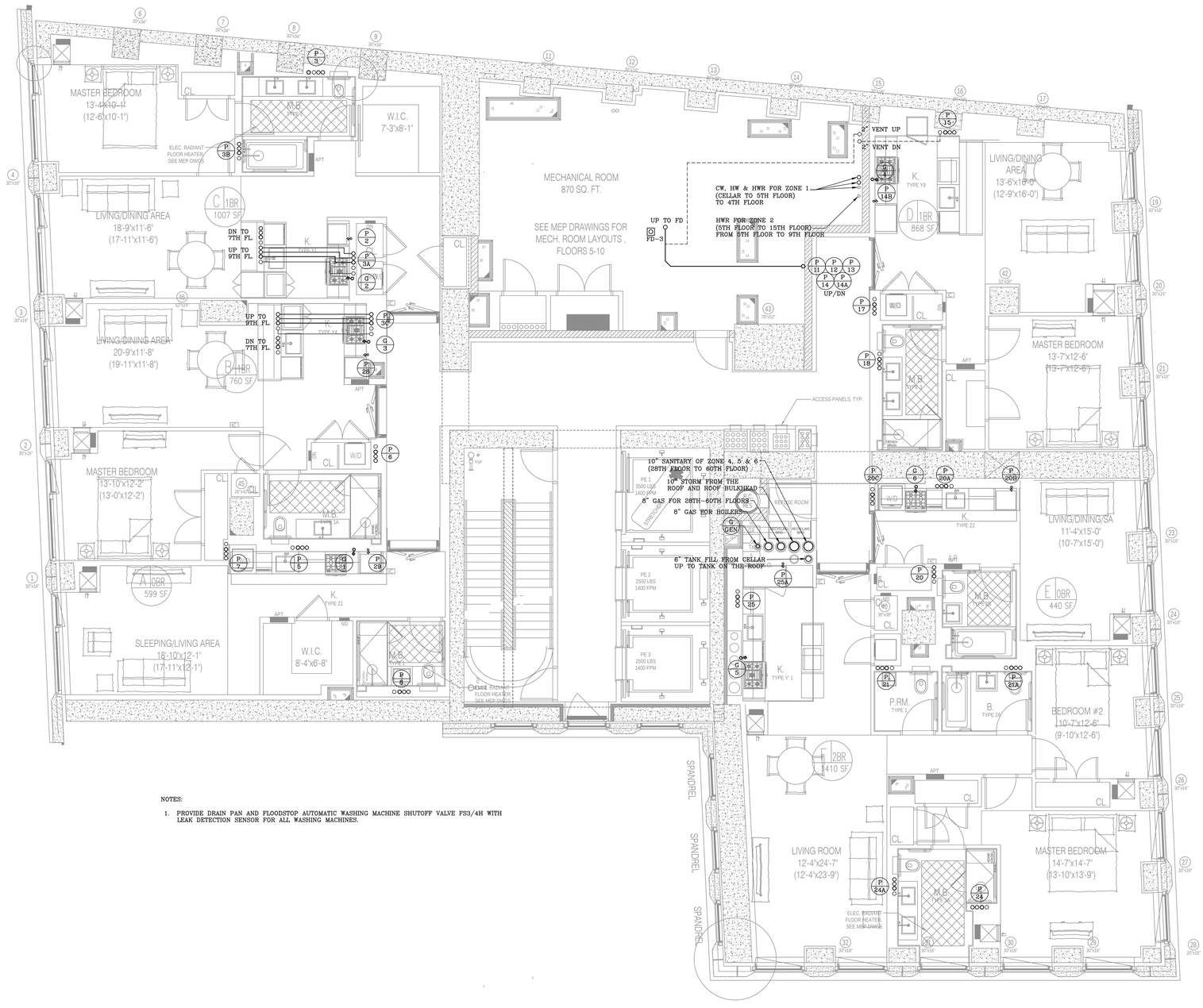

NOTES:

1. PROVIDE DRAIN PAN AND FLOODSTOP AUTOMATIC WASHING MACHINE SHUTOFF VALVE FS3/4H WITH LEAK DETECTION SENSOR FOR ALL WASHING MACHINES.

8TH FLOOR PLUMBING PLAN
SCALE: 1/4" = 1'-0"

NOTE: THIS PLAN IS APPROVED ONLY FOR WORK INDICATED ON THE APPLICATION SPECIFICATION SHEET. ALL OTHER MATTERS SHOWN ARE NOT TO BE RELIED UPON OR TO BE CONSIDERED AS EITHER BEING APPROVED OR IN ACCORDANCE WITH APPLICABLE CODES.

NOTE: TO THE BEST OF MY KNOWLEDGE, BELIEF AND PROFESSIONAL JUDGMENT, THESE PLANS AND SPECIFICATIONS ARE IN COMPLIANCE WITH 2016 NEW YORK CITY ENERGY CONSERVATION CODE (BY APPLICATION OF ASHRAE-90.1/2013)

ClaroGomez
NYC Buildings
APPROVED
Under Directive 1 of 1975
Date: 11/16/2017
NYC Development Hub

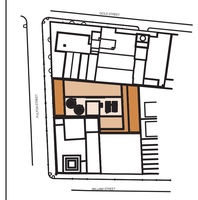

KEY PLAN

NOTES:

Number:	Date:	Revision:
14	09/22/2017	ISSUED TO DOB
13	06/14/2017	100% CO SUBMISSION 3
12	03/31/2017	90% CO SUBMISSION 2
11	01/20/2017	80% CO SUBMISSION 1
10	01/13/2017	REVISED BUY SET
9	01/06/2017	RE-SUBMISSION FOR EN COMMENTS
8	12/22/2016	RE-SUBMISSION FOR EN COMMENTS
7	11/11/2016	CORE & SHELL BUY SET
6	10/07/2016	CORE & SHELL BID SET
5	09/13/2016	PROGRESS SET FOR BUDGETING
4	07/06/2016	HLB FILING SET
3	06/29/2016	100% DD SET
2	02/02/2016	50% DD SET
1	04/11/2016	PRELIMINARY PRICING SET

Project:
130 WILLIAM STREET
130 WILLIAM STREET
NEW YORK, NY 10038

Client:
THE LIGHTSTONE GROUP
130 WILLIAM STREET PROPERTY OWNER LLC
460 PARK AVE, 13TH FLOOR
NEW YORK, NY, 10022
(212) 616-9971

Architect:
HILL | WEST ARCHITECTS
11 BROADWAY
17TH FLOOR
NEW YORK, NY 10004
T. 212 213 8007

Creative Director
Adjaye Associates
415 Broadway, 3rd Fl.
New York, NY 10013
(212) 965-8477

Building Structures:
McNamara Salvia
62 West 45th Street, 11th Fl.
New York, NY 10036
(212) 246-9800

MEP Engineer:
Ventrop ECG, LLC
365 W 34th Street, 3rd Fl.
New York, NY 10001
(212) 244-5060

Exterior Facade Consultant:
Gilsanz Murray Steficek, LLP
129 West 27th Street, 5th Fl.
New York, NY 10001
(212) 254-0030

Landscape Architect:
Weintraub Diaz, LLC
19 New Street
Nyack, NY 10960
(845) 353-2500

Civil Engineer & Acoustic Consultant:
AKRF Engineering PC
440 Park Avenue South, 7th Fl.
New York, NY 10016
(646) 388-9829

IT & Security Consultant:
Anj Communications
133 Sunny Ridge Road
Harrison, New York 10528
(914) 967-1967

Pool Consultant:
Integrated Aquatics Engineering, Inc.
75 Shewell Ave
Doylestown, PA 18901
(215) 230-8623

Elevator Consultant:
Jenkins and Huntington
1251 Avenue of the Americas
New York, NY 10020
(212)-696-1818

DOB STAMPS & SIGNATURES:

DWG TITLE:
8TH FLOOR
PLUMBING PLAN
NB#121192903

SEAL & SIGNATURE:
STATE OF NEW YORK · HAN-DON WONG · 091187 · LICENSED PROFESSIONAL ENGINEER

DATE: 11/19/15
PROJECT #: 2015-527
SCALE: AS NOTED
DWG NO: P-110.00

DEPT OF BLDGS121192903 Job Number
ES148940202 Scan Code

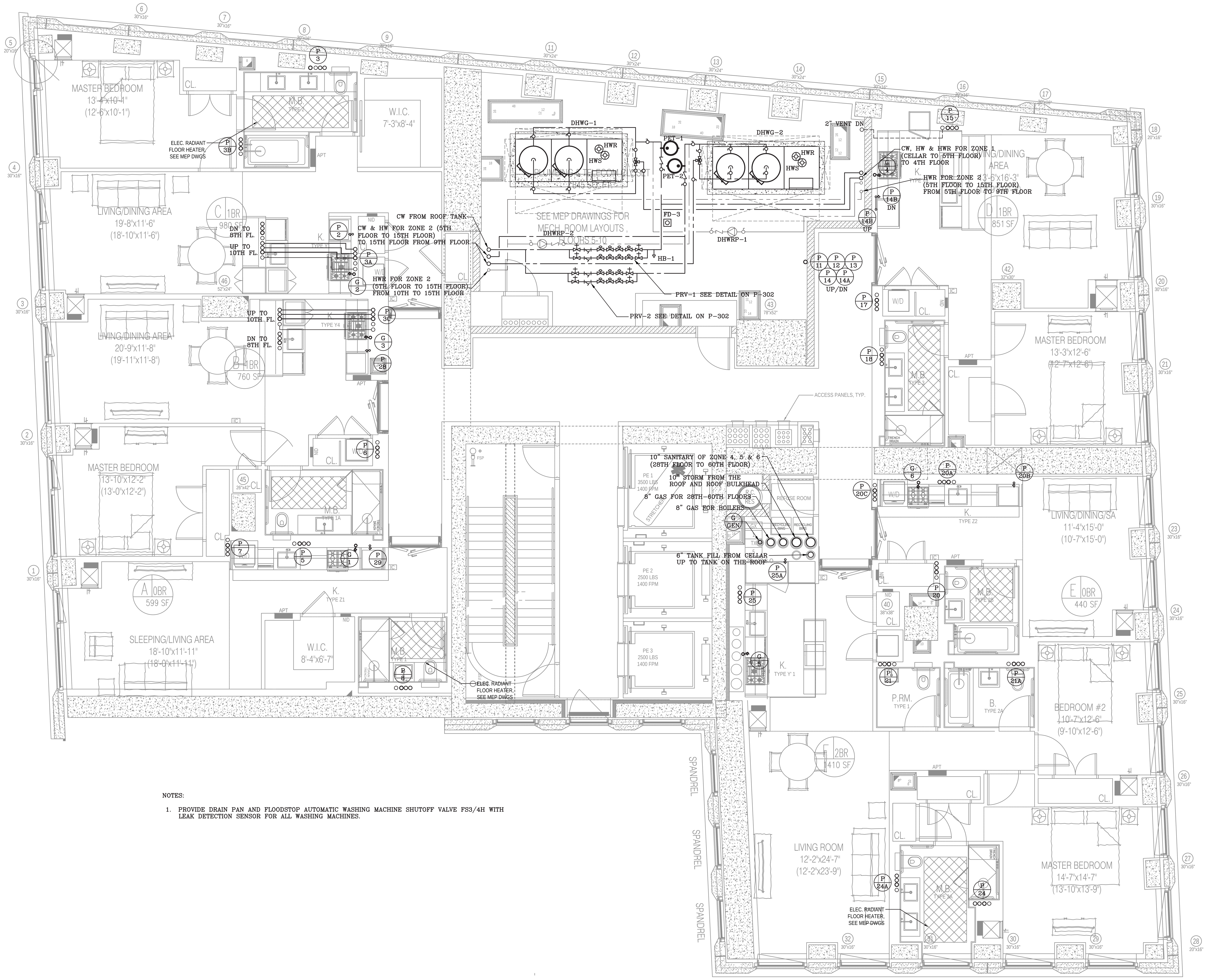

NOTES:

1. PROVIDE DRAIN PAN AND FLOODSTOP AUTOMATIC WASHING MACHINE SHUTOFF VALVE FS3/4H WITH LEAK DETECTION SENSOR FOR ALL WASHING MACHINES.

9TH FLOOR PLUMBING PLAN

SCALE: 1/4" = 1'-0"

NOTE: THIS PLAN IS APPROVED ONLY FOR WORK INDICATED ON THE APPLICATION SPECIFICATION SHEET. ALL OTHER MATTERS SHOWN ARE NOT TO BE RELIED UPON OR TO BE CONSIDERED AS EITHER BEING APPROVED OR IN ACCORDANCE WITH APPLICABLE CODES.

NOTE: TO THE BEST OF MY KNOWLEDGE, BELIEF AND PROFESSIONAL JUDGMENT, THESE PLANS AND SPECIFICATIONS ARE IN COMPLIANCE WITH 2016 NEW YORK CITY ENERGY CONSERVATION CODE (BY APPLICATION OF ASHRAE-90.1/2013)

Clara Gomez
NYC Buildings APPROVED
Under Directive 2 of 1975
Date: 11/06/2017:
NYC Development Hub

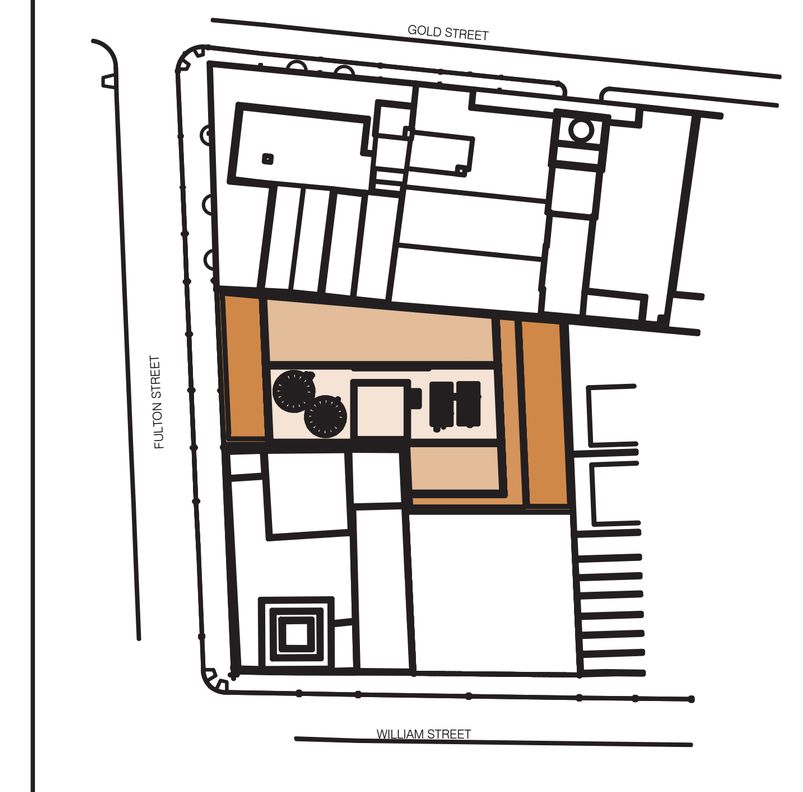

KEY PLAN

NOTES:

Number:	Date:	Revision:
14	09/22/2017	ISSUED TO DOB
13	06/14/2017	100% CD SUBMISSION (3)
12	03/31/2017	95% CD SUBMISSION (2)
11	01/20/2017	80% CD SUBMISSION (1)
10	01/13/2017	REVISED BUY SET
9	01/06/2017	RE-SUBMISSION FOR EN COMMENTS
8	12/22/2016	RE-SUBMISSION FOR EN COMMENTS
7	11/11/2016	CORE & SHELL BUY SET
6	10/07/2016	CORE & SHELL BID SET
5	09/15/2016	PROGRESS SET FOR BUDGETING
4	07/06/2016	HUB FILING SET
3	06/20/2016	100% DD SET
2	05/02/2016	50% DD SET
1	04/11/2016	PRELIMINARY PRICING SET

Project:
130 WILLIAM STREET
130 WILLIAM STREET
NEW YORK, NY 10038

Client:
THE LIGHTSTONE GROUP
130 WILLIAM STREET PROPERTY OWNER LLC
460 PARK AVE, 13TH FLOOR
NEW YORK, NY 10022
(212) 616-9971

Architect:
HILL | WEST ARCHITECTS
11 BROADWAY
17TH FLOOR
NEW YORK, NY 10004
T. 212 213 8007

Creative Director
Adjaye Associates
415 Broadway, 3rd Fl.
New York, NY 10013
(212) 965-8477

Building Structures:
McNamara Salvia
62 West 45th Street, 11th Fl.
New York, NY 10036
(212) 246-9800

MEP Engineer:
Ventrop ECG, LLC
365 W 34th Street, 3rd Fl.
New York, NY 10001
(212) 244-5060

Exterior Facade Consultant:
Gilsanz Murray Steficek, LLP
129 West 27th Street, 5th Fl.
New York, NY 10001
(212) 254-0030

Landscape Architect:
Weintraub Diaz, LLC
19 New Street
Nyack, NY 10960
(845) 353-2500

Civil Engineer & Acoustic Consultant:
AKRF Engineering PC
440 Park Avenue South, 7th Fl.
New York, NY 10016
(646) 388-9829

IT & Security Consultant:
Anj Communications
133 Sunny Ridge Road
Harrison, New York 10528
(914) 967-1967

Pool Consultant:
Integrated Aquatics Engineering, Inc.
75 Shewell Ave
Doylestown, PA 18901
(215) 230-8623

Elevator Consultant:
Jenkins and Huntington
1251 Avenue of the Americas
New York, NY 10020
(212)-696-1818

DOB STAMPS & SIGNATURES:

DWG TITLE:
9TH FLOOR
PLUMBING PLAN

NB#121192903

SEAL & SIGNATURE:
STATE OF NEW YORK · WAILOON WONG · 095187 · LICENSED PROFESSIONAL ENGINEER

DATE: 11/19/15
PROJECT #: 2015-527
SCALE: AS NOTED
P-111.00
DWG NO.

DEPT OF BLDGS 121192903 Job Number
E379985747IS Scan Code

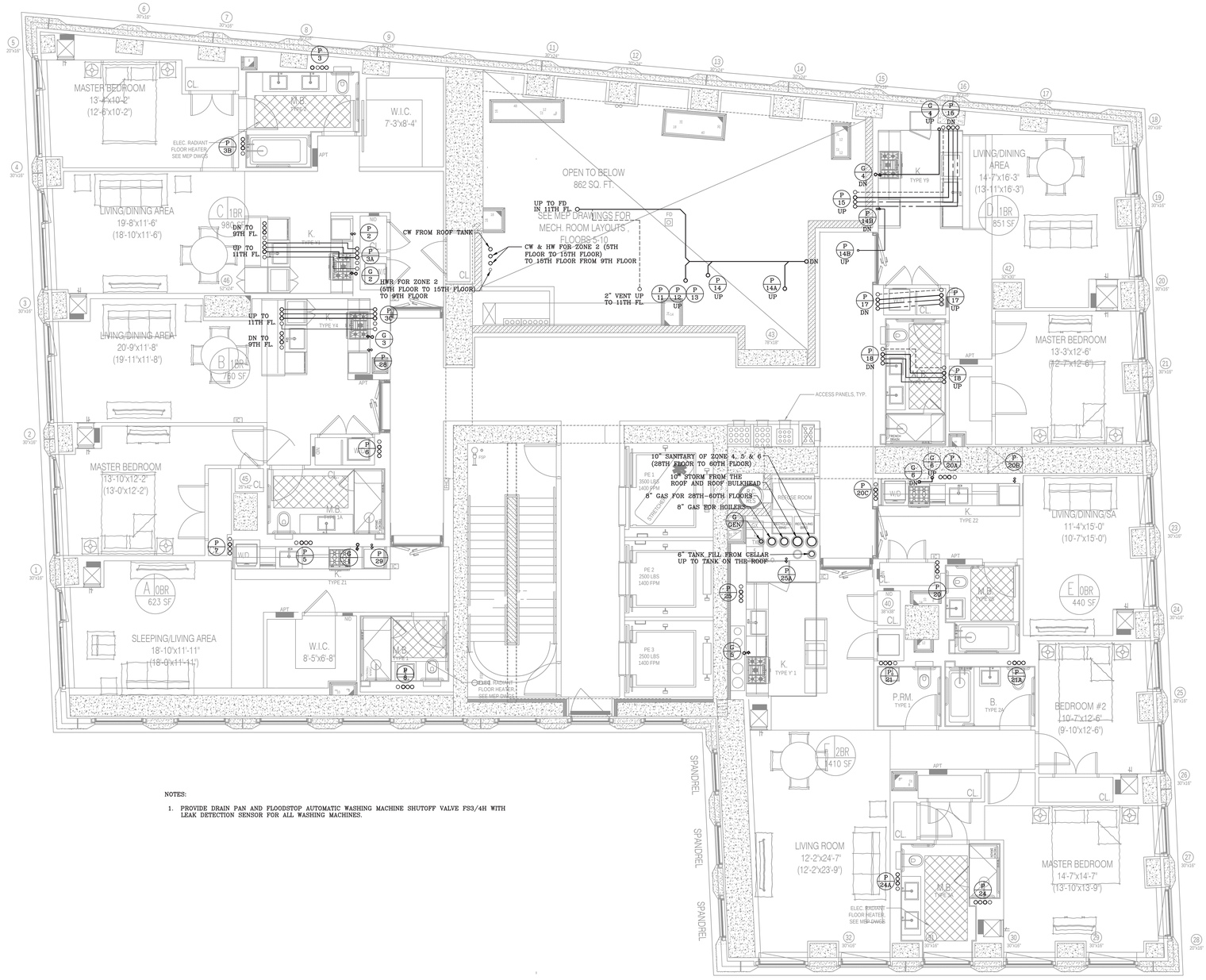

NOTES:

1. PROVIDE DRAIN PAN AND FLOODSTOP AUTOMATIC WASHING MACHINE SHUTOFF VALVE FS3/4H WITH LEAK DETECTION SENSOR FOR ALL WASHING MACHINES.

NOTE: THIS PLAN IS APPROVED ONLY FOR WORK INDICATED ON THE APPLICATION SPECIFICATION SHEET. ALL OTHER MATTERS SHOWN ARE NOT TO BE RELIED UPON OR TO BE CONSIDERED AS EITHER BEING APPROVED OR IN ACCORDANCE WITH APPLICABLE CODES.

NOTE: TO THE BEST OF MY KNOWLEDGE, BELIEF AND PROFESSIONAL JUDGMENT, THESE PLANS AND SPECIFICATIONS ARE IN COMPLIANCE WITH 2016 NEW YORK CITY ENERGY CONSERVATION CODE (BY APPLICATION OF ASHRAE-90.1/2013)

10TH FLOOR PLUMBING PLAN
SCALE: 1/4" = 1'-0"

Clare Gomez
APPROVED
Under Directive 1 of 1975
Date: 11/16/2017
NYC Development Hub

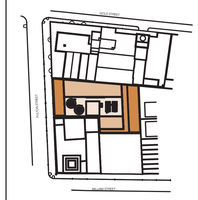

KEY PLAN

NOTES:

Number:	Date:	Revision:
14	09/22/2017	ISSUED TO DOB
13	06/14/2017	100% CD SUBMISSION 3
12	03/31/2017	90% CD SUBMISSION 2
11	01/20/2017	80% CD SUBMISSION 1
10	01/13/2017	REVISED BUY SET
9	01/06/2017	RE-SUBMISSION FOR EN COMMENTS
8	12/22/2016	RE-SUBMISSION FOR EN COMMENTS
7	11/11/2016	CORE & SHELL BUY SET
6	10/07/2016	CORE & SHELL BID SET
5	09/13/2016	PROGRESS SET FOR BUDGETING
4	07/06/2016	HLB FILING SET
3	06/29/2016	100% DD SET
2	05/02/2016	50% DD SET
1	04/11/2016	PRELIMINARY PRICING SET

Project:
130 WILLIAM STREET
130 WILLIAM STREET
NEW YORK, NY 10038

Client:
THE LIGHTSTONE GROUP
130 WILLIAM STREET PROPERTY OWNER LLC
460 PARK AVE, 13TH FLOOR
NEW YORK, NY 10022
(212) 616-9971

Architect:
HILL | WEST ARCHITECTS
11 BROADWAY
17TH FLOOR
NEW YORK, NY 10004
T. 212 213 8007

Creative Director
Adjaye Associates
415 Broadway, 3rd Fl.
New York, NY 10013
(212) 965-8477

Building Structures:
MNamara Salvia
62 West 45th Street, 11th Fl.
New York, NY 10036
(212) 246-9800

MEP Engineer:
Ventrop ECG, LLC
365 W 34th Street, 3rd Fl.
New York, NY 10001
(212) 244-5060

Exterior Facade Consultant:
Gilsanz Murray Steficek, LLP
129 West 27th Street, 5th Fl.
New York, NY 10001
(212) 254-0030

Landscape Architect:
Weintraub Diaz, LLC
19 New Street
Nyack, NY 10960
(845) 353-2500

Civil Engineer & Acoustic Consultant:
AKRF Engineering PC
440 Park Avenue South, 7th Fl.
New York, NY 10016
(646) 388-9829

IT & Security Consultant:
Anj Communications
133 Sunny Ridge Road
Harrison, New York 10528
(914) 967-1967

Pool Consultant:
Integrated Aquatics Engineering, Inc.
75 Shewell Ave
Doylestown, PA 18901
(215) 230-8623

Elevator Consultant:
Jenkins and Huntington
1251 Avenue of the Americas
New York, NY 10020
(212)-696-1818

DOB STAMPS & SIGNATURES:

DWG TITLE:
10TH FLOOR
PLUMBING PLAN
NB#121192903

SEAL & SIGNATURE:
STATE OF NEW YORK · HAN-DON WONG · 090187 · LICENSED PROFESSIONAL ENGINEER

DATE: 11/19/15
PROJECT #: 2015-527
SCALE: AS NOTED
DWG NO: P-112.00

DEPT OF BLDGS 121192903 Job Number
B2M0638648S Scan Code

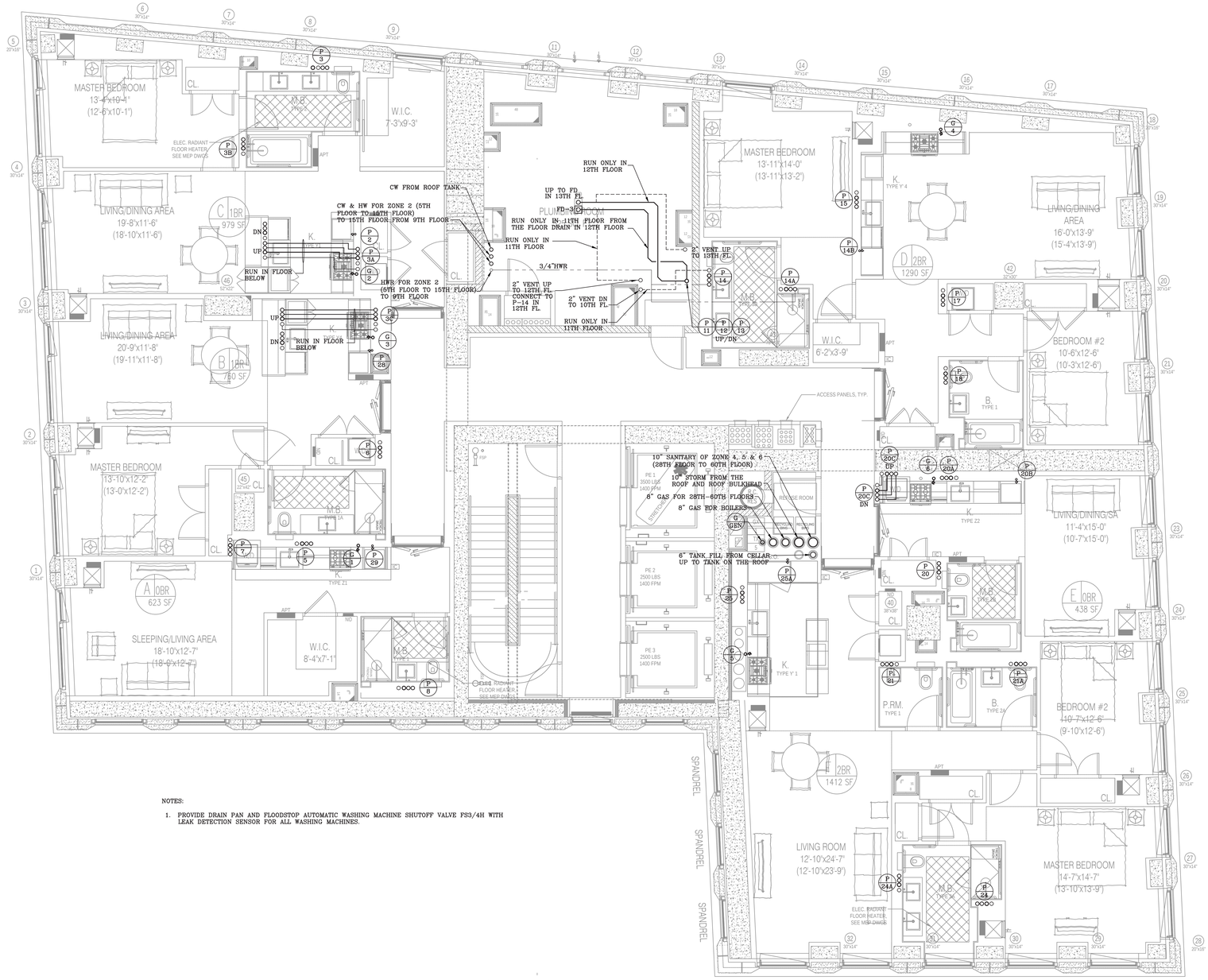

NOTES:

1. PROVIDE DRAIN PAN AND FLOODSTOP AUTOMATIC WASHING MACHINE SHUTOFF VALVE FS3/4H WITH LEAK DETECTION SENSOR FOR ALL WASHING MACHINES.

NOTE: THIS PLAN IS APPROVED ONLY FOR WORK INDICATED ON THE APPLICATION SPECIFICATION SHEET. ALL OTHER MATTERS SHOWN ARE NOT TO BE RELIED UPON OR TO BE CONSIDERED AS EITHER BEING APPROVED OR IN ACCORDANCE WITH APPLICABLE CODES.

NOTE: TO THE BEST OF MY KNOWLEDGE, BELIEF AND PROFESSIONAL JUDGMENT, THESE PLANS AND SPECIFICATIONS ARE IN COMPLIANCE WITH 2016 NEW YORK CITY ENERGY CONSERVATION CODE (BY APPLICATION OF ASHRAE-90.1/2013)

TYPICAL 11TH THRU 12TH FLOOR PLUMBING PLAN

SCALE: 1/4" = 1'-0"

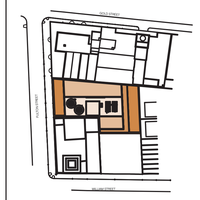

KEY PLAN

NOTES:

Number:	Date:	Revision:
14	09/22/2017	ISSUED TO DOB
13	06/14/2017	100% CD SUBMISSION 3
12	03/31/2017	90% CD SUBMISSION 2
11	01/20/2017	80% CD SUBMISSION 1
10	01/13/2017	REVISED BUY SET
9	01/06/2017	RE-SUBMISSION FOR EN COMMENTS
8	12/22/2016	RE-SUBMISSION FOR EN COMMENTS
7	11/11/2016	CORE & SHELL BUY SET
6	10/07/2016	CORE & SHELL BID SET
5	09/13/2016	PROGRESS SET FOR BUDGETING
4	07/06/2016	HLB FILING SET
3	06/20/2016	100% DD SET
2	05/02/2016	50% DD SET
1	04/11/2016	PRELIMINARY PRICING SET

Project:
130 WILLIAM STREET
130 WILLIAM STREET
NEW YORK, NY 10038

Client:
THE LIGHTSTONE GROUP
130 WILLIAM STREET PROPERTY OWNER LLC
460 PARK AVE, 13TH FLOOR
NEW YORK, NY, 10022
(212) 616-9971

Architect:
HILL | WEST ARCHITECTS
11 BROADWAY
17TH FLOOR
NEW YORK, NY 10004
T. 212 213 8007

Creative Director
Adjaye Associates
415 Broadway, 3rd Fl.
New York, NY 10013
(212) 965-8477

Building Structures:
McNamara Salvia
62 West 45th Street, 11th Fl.
New York, NY 10036
(212) 246-9800

MEP Engineer:
Ventrop ECG, LLC
355 W 34th Street, 3rd Fl.
New York, NY 10001
(212) 244-5060

Exterior Facade Consultant:
Gilsanz Murray Steficek, LLP
129 West 27th Street, 5th Fl.
New York, NY 10001
(212) 254-0030

Landscape Architect:
Weintraub Diaz, LLC
19 New Street
Nyack, NY 10960
(845) 353-2500

Civil Engineer & Acoustic Consultant:
AKRF Engineering PC
440 Park Avenue South, 7th Fl.
New York, NY 10016
(646) 388-9829

IT & Security Consultant:
Anj Communications
133 Sunny Ridge Road
Harrison, New York 10528
(914) 967-1967

Pool Consultant:
Integrated Aquatics Engineering, Inc.
75 Shewell Ave
Doylestown, PA 18901
(215) 230-9623

Elevator Consultant:
Jenkins and Huntington
1251 Avenue of the Americas
New York, NY 10020
(212) 696-1818

DOB STAMPS & SIGNATURES:

Clara Gomez
Building Inspector
APPROVED
Under Directive 2 of 1975
Date: 11/06/2017
NYC Development Hub

DWG TITLE:
TYPICAL 11TH THRU 12TH FLOOR
PLUMBING PLAN

NB#121192903

SEAL & SIGNATURE:
STATE OF NEW YORK WILSON WONG LICENSED PROFESSIONAL ENGINEER

DATE: 11/19/15
PROJECT #: 2015-527
SCALE: AS NOTED
DWG NO: P-113.00

DEPT OF BLDGS 121192903 Job Number
E349953639W Scan Code

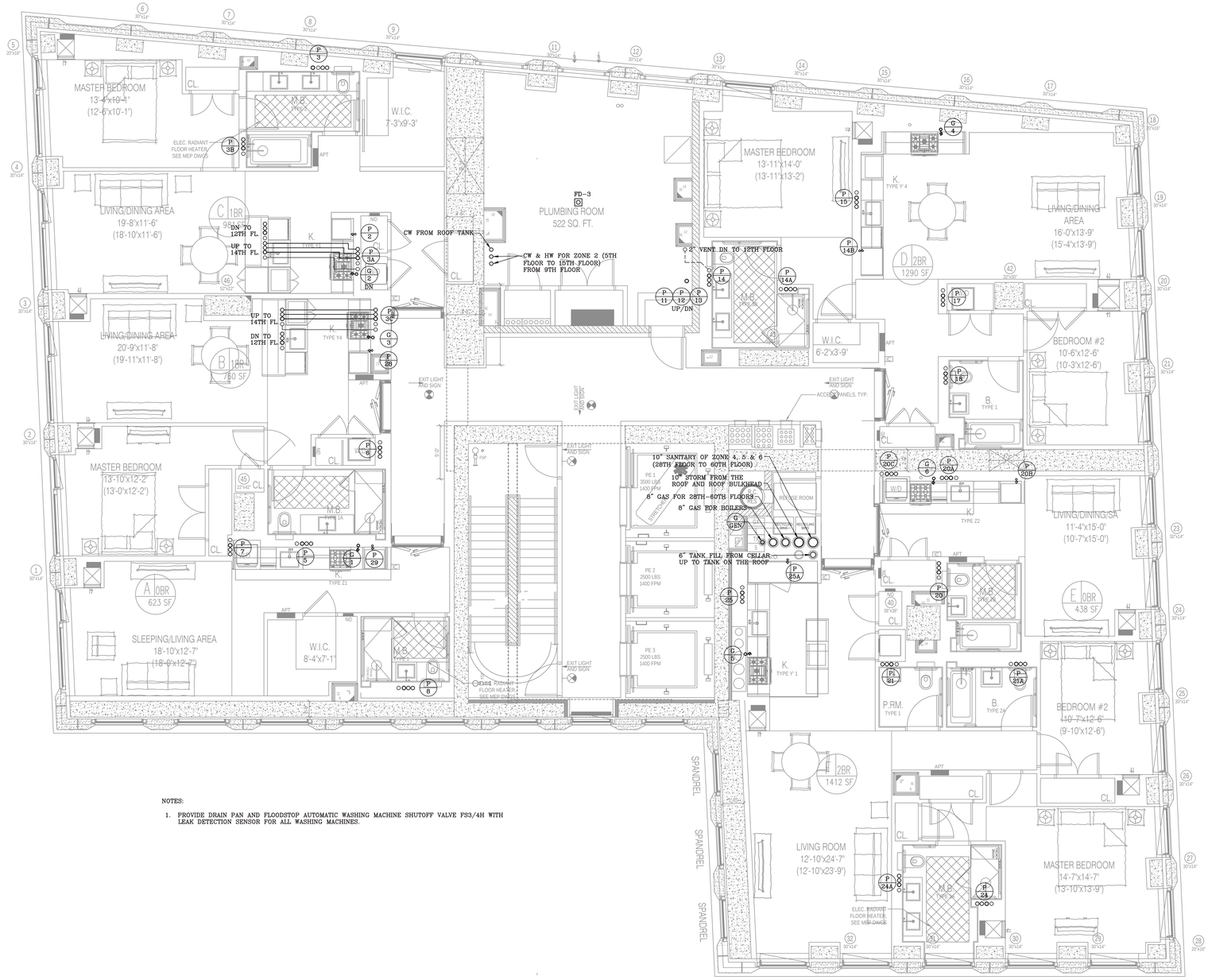

NOTES:

1. PROVIDE DRAIN PAN AND FLOODSTOP AUTOMATIC WASHING MACHINE SHUTOFF VALVE FS3/4H WITH LEAK DETECTION SENSOR FOR ALL WASHING MACHINES.

13TH FLOOR PLUMBING PLAN
SCALE: 1/4" = 1'-0"

NOTE: THIS PLAN IS APPROVED ONLY FOR WORK INDICATED ON THE APPLICATION SPECIFICATION SHEET. ALL OTHER MATTERS SHOWN ARE NOT TO BE RELIED UPON OR TO BE CONSIDERED AS EITHER BEING APPROVED OR IN ACCORDANCE WITH APPLICABLE CODES.

NOTE: TO THE BEST OF MY KNOWLEDGE, BELIEF AND PROFESSIONAL JUDGMENT, THESE PLANS AND SPECIFICATIONS ARE IN COMPLIANCE WITH 2016 NEW YORK CITY ENERGY CONSERVATION CODE (BY APPLICATION OF ASHRAE-90.1/2013)

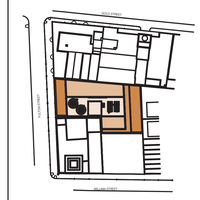

KEY PLAN

NOTES:

Number:	Date:	Revision:
14	09/22/2017	ISSUED TO DOB
13	06/14/2017	100% CD SUBMISSION 3
12	03/31/2017	90% CD SUBMISSION 2
11	01/20/2017	80% CD SUBMISSION 1
10	01/13/2017	REVISED BUY SET
9	01/06/2017	RE-SUBMISSION FOR EN COMMENTS
8	12/22/2016	RE-SUBMISSION FOR EN COMMENTS
7	11/11/2016	CORE & SHELL BUY SET
6	10/07/2016	CORE & SHELL BID SET
5	09/13/2016	PROGRESS SET FOR BUDGETING
4	07/06/2016	HLB FILING SET
3	06/29/2016	100% DD SET
2	05/02/2016	50% DD SET
1	04/11/2016	PRELIMINARY PRICING SET

Project:
130 WILLIAM STREET
130 WILLIAM STREET
NEW YORK, NY 10038

Client:
THE LIGHTSTONE GROUP
130 WILLIAM STREET PROPERTY OWNER LLC
460 PARK AVE, 13TH FLOOR
NEW YORK, NY 10022
(212) 616-9971

Architect:
HILL | WEST ARCHITECTS
11 BROADWAY
17TH FLOOR
NEW YORK, NY 10004
T. 212 213 8007

Creative Director
Adjaye Associates
415 Broadway, 3rd Fl.
New York, NY 10013
(212) 965-8477

Building Structures:
McNamara Salvia
62 West 45th Street, 11th Fl.
New York, NY 10036
(212) 246-9800

MEP Engineer:
Ventrop ECG, LLC
365 W 34th Street, 3rd Fl.
New York, NY 10001
(212) 244-5060

Exterior Facade Consultant:
Gilsanz Murray Steficek, LLP
129 West 27th Street, 5th Fl.
New York, NY 10001
(212) 254-0030

Landscape Architect:
Weintraub Diaz, LLC
19 New Street
Nyack, NY 10960
(845) 353-2500

Civil Engineer & Acoustic Consultant:
AKRF Engineering PC
440 Park Avenue South, 7th Fl.
New York, NY 10016
(646) 388-9829

IT & Security Consultant:
Anj Communications
133 Sunny Ridge Road
Harrison, New York 10528
(914) 967-1967

Pool Consultant:
Integrated Aquatics Engineering, Inc.
79 Shewell Ave
Doylestown, PA 18901
(215) 230-8623

Elevator Consultant:
Jenkins and Huntington
1251 Avenue of the Americas
New York, NY 10020
(212)-696-1818

DOB STAMPS & SIGNATURES:

Clair Gomez
APPROVED
Under Directive 1 of 1975
Date: 11/16/2017
NYC Development Hub

DWG TITLE:
13TH FLOOR
PLUMBING PLAN
NB#121192903

SEAL & SIGNATURE:
STATE OF NEW YORK · HAILOON WONG · 090787 · LICENSED PROFESSIONAL ENGINEER

DATE: 11/19/15
PROJECT #: 2015-527
SCALE: AS NOTED
DWG NO.: P-114.00

16 OF 62

DEPT OF BLDGS 121192903 Job Number
B00620027A0 Scan Code

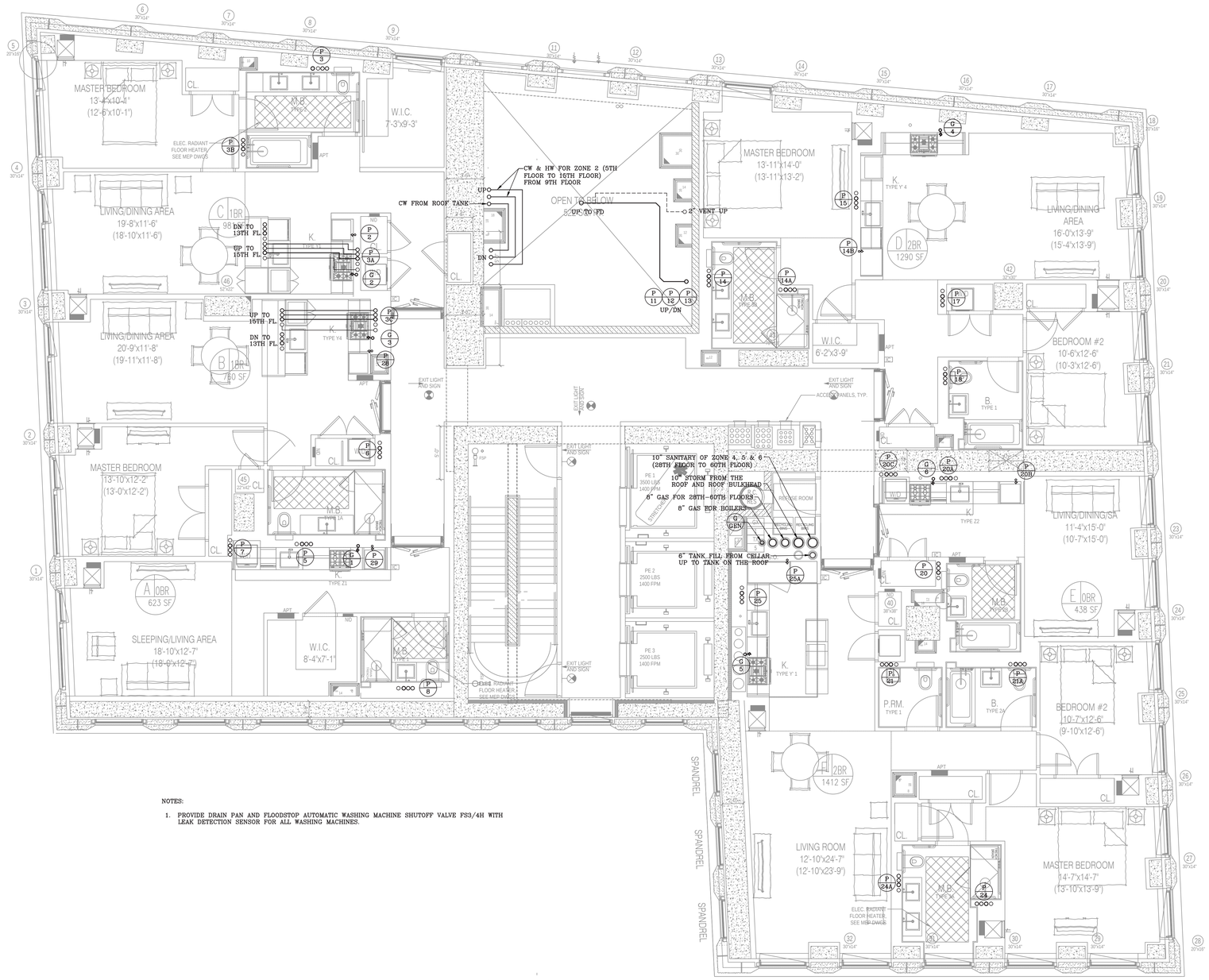

NOTES:

1. PROVIDE DRAIN PAN AND FLOODSTOP AUTOMATIC WASHING MACHINE SHUTOFF VALVE FS3/4H WITH LEAK DETECTION SENSOR FOR ALL WASHING MACHINES.

14TH FLOOR PLUMBING PLAN
SCALE: 1/4" = 1'-0"

NOTE: THIS PLAN IS APPROVED ONLY FOR WORK INDICATED ON THE APPLICATION SPECIFICATION SHEET. ALL OTHER MATTERS SHOWN ARE NOT TO BE RELIED UPON OR TO BE CONSIDERED AS EITHER BEING APPROVED OR IN ACCORDANCE WITH APPLICABLE CODES.

NOTE: TO THE BEST OF MY KNOWLEDGE, BELIEF AND PROFESSIONAL JUDGMENT, THESE PLANS AND SPECIFICATIONS ARE IN COMPLIANCE WITH 2016 NEW YORK CITY ENERGY CONSERVATION CODE (BY APPLICATION OF ASHRAE-90.1/2013)

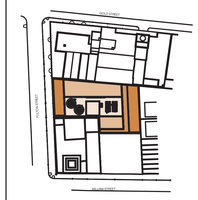

KEY PLAN

NOTES:

Number:	Date:	Revision:
14	09/22/2017	ISSUED TO DOB
13	06/14/2017	100% CO SUBMISSION 3
12	03/31/2017	90% CO SUBMISSION 2
11	01/20/2017	80% CO SUBMISSION 1
10	01/13/2017	REVISED BUY SET
9	01/06/2017	RE-SUBMISSION FOR EN COMMENTS
8	12/22/2016	RE-SUBMISSION FOR EN COMMENTS
7	11/1/2016	CORE & SHELL BUY SET
6	10/07/2016	CORE & SHELL BID SET
5	09/13/2016	PROGRESS SET FOR BUDGETING
4	07/06/2016	HLB FILING SET
3	06/29/2016	100% DD SET
2	05/02/2016	50% DD SET
1	04/11/2016	PRELIMINARY PRICING SET

Project:
130 WILLIAM STREET
130 WILLIAM STREET
NEW YORK, NY 10038

Client:
THE LIGHTSTONE GROUP
130 WILLIAM STREET PROPERTY OWNER LLC
460 PARK AVE, 13TH FLOOR
NEW YORK, NY 10022
(212) 616-9971

Architect:
HILL | WEST ARCHITECTS
11 BROADWAY
17TH FLOOR
NEW YORK, NY 10004
T. 212 213 8007

Creative Director
Adjaye Associates
415 Broadway, 3rd Fl.
New York, NY 10013
(212) 965-8477

Building Structures:
McNamara Salvia
62 West 45th Street, 11th Fl.
New York, NY 10036
(212) 246-9800

MEP Engineer:
Ventrop ECG, LLC
365 W 34th Street, 3rd Fl.
New York, NY 10001
(212) 244-5060

Exterior Facade Consultant:
Gilsanz Murray Steficek, LLP
129 West 27th Street, 5th Fl.
New York, NY 10001
(212) 254-0030

Landscape Architect:
Weintraub Diaz, LLC
19 New Street
Nyack, NY 10960
(845) 353-2500

Civil Engineer & Acoustic Consultant:
AKRF Engineering PC
440 Park Avenue South, 7th Fl.
New York, NY 10016
(646) 388-9829

IT & Security Consultant:
Anj Communications
133 Sunny Ridge Road
Harrison, New York 10528
(914) 967-1967

Pool Consultant:
Integrated Aquatics Engineering, Inc.
79 Shewell Ave
Doylestown, PA 18901
(215) 230-8623

Elevator Consultant:
Jenkins and Huntington
1251 Avenue of the Americas
New York, NY 10020
(212)-696-1818

DOB STAMPS & SIGNATURES:

Clair Gomez
APPROVED
Under Directive 1 of 1975
Date: 11/16/2017
NYC Development Hub

DWG TITLE:
14TH FLOOR
PLUMBING PLAN
NB#121192903

SEAL & SIGNATURE:
STATE OF NEW YORK · HAROLDEN WONG · 090787 · LICENSED PROFESSIONAL ENGINEER

DATE: 11/19/15
PROJECT #: 2015-527
SCALE: AS NOTED
DWG NO.: P-115.00

17 OF 62

DEPT OF BLDGS 121192903 Job Number
E500458772SI Scan Code

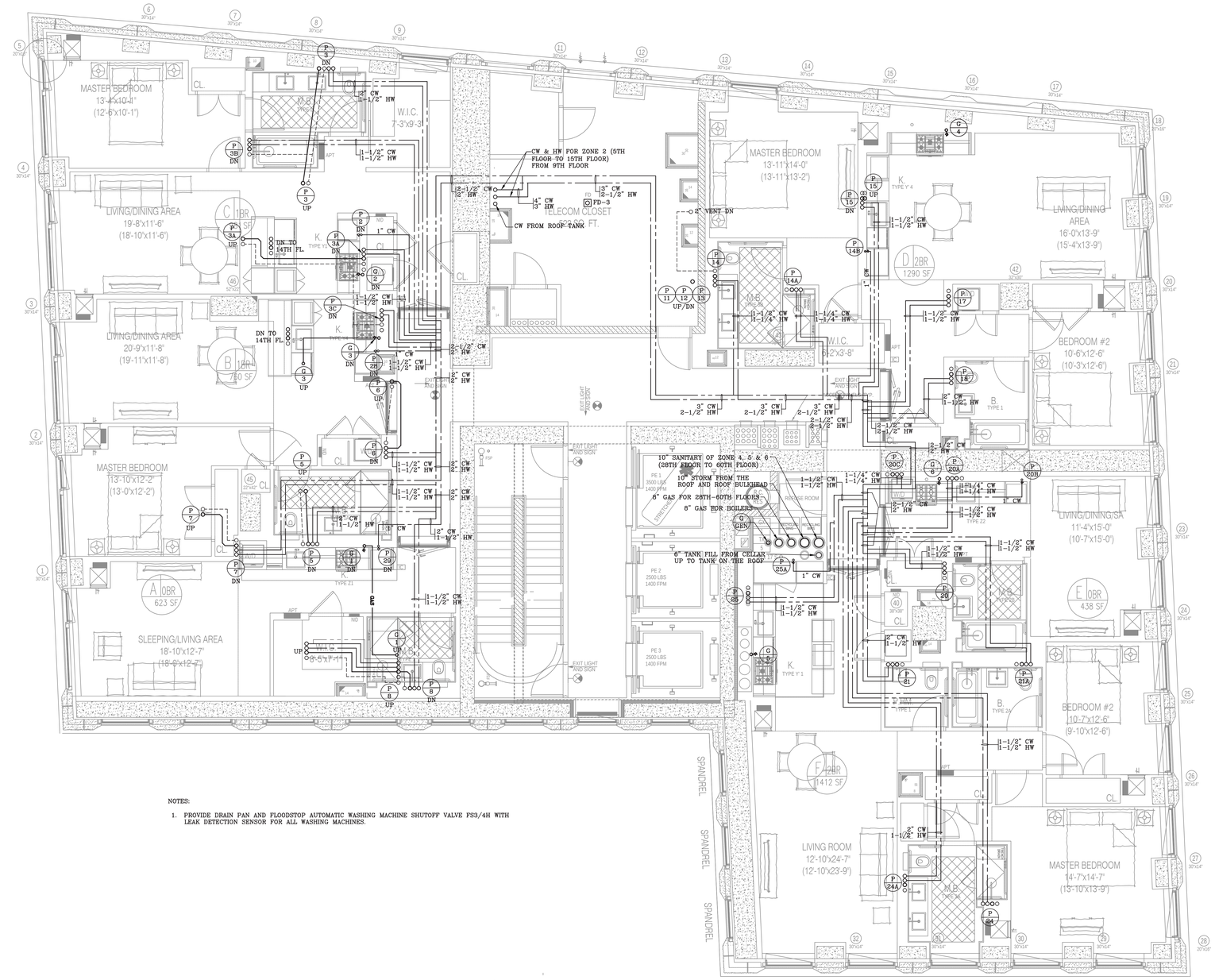

NOTES:

1. PROVIDE DRAIN PAN AND FLOODSTOP AUTOMATIC WASHING MACHINE SHUTOFF VALVE FS3/4H WITH LEAK DETECTION SENSOR FOR ALL WASHING MACHINES.

15TH FLOOR PLUMBING PLAN
SCALE: 1/4" = 1'-0"

NOTE: THIS PLAN IS APPROVED ONLY FOR WORK INDICATED ON THE APPLICATION SPECIFICATION SHEET. ALL OTHER MATTERS SHOWN ARE NOT TO BE RELIED UPON OR TO BE CONSIDERED AS EITHER BEING APPROVED OR IN ACCORDANCE WITH APPLICABLE CODES.

NOTE: TO THE BEST OF MY KNOWLEDGE, BELIEF AND PROFESSIONAL JUDGMENT, THESE PLANS AND SPECIFICATIONS ARE IN COMPLIANCE WITH 2016 NEW YORK CITY ENERGY CONSERVATION CODE (BY APPLICATION OF ASHRAE-90.1/2013)

KEY PLAN

NOTES:

Number:	Date:	Revision:
14	09/22/2017	ISSUED TO DOB
13	06/14/2017	100% CO SUBMISSION 3
12	03/31/2017	90% CO SUBMISSION 2
11	01/20/2017	80% CO SUBMISSION 1
10	01/13/2017	REVISED BUY SET
9	01/06/2017	RE-SUBMISSION FOR EN COMMENTS
8	12/22/2016	RE-SUBMISSION FOR EN COMMENTS
7	11/11/2016	CORE & SHELL BUY SET
6	10/07/2016	CORE & SHELL BID SET
5	09/13/2016	PROGRESS SET FOR BUDGETING
4	07/06/2016	HLB FILING SET
3	06/29/2016	100% DD SET
2	05/02/2016	50% DD SET
1	04/11/2016	PRELIMINARY PRICING SET

Project:
130 WILLIAM STREET
130 WILLIAM STREET
NEW YORK, NY 10038

Client:
THE LIGHTSTONE GROUP
130 WILLIAM STREET PROPERTY OWNER LLC
460 PARK AVE, 13TH FLOOR
NEW YORK, NY 10022
(212) 616-9971

Architect:
HILL | WEST ARCHITECTS
11 BROADWAY
17TH FLOOR
NEW YORK, NY 10004
T. 212 213 8007

Creative Director
Adjaye Associates
415 Broadway, 3rd Fl.
New York, NY 10013
(212) 965-8477

Building Structures:
McNamara Salvia
62 West 45th Street, 11th Fl.
New York, NY 10036
(212) 246-9800

MEP Engineer:
Ventrop ECG, LLC
365 W 34th Street, 3rd Fl.
New York, NY 10001
(212) 244-5060

Exterior Facade Consultant:
Gilsanz Murray Steficek, LLP
129 West 27th Street, 5th Fl.
New York, NY 10001
(212) 254-0030

Landscape Architect:
Weintraub Diaz, LLC
19 New Street
Nyack, NY 10960
(845) 353-2500

Civil Engineer & Acoustic Consultant:
AKRF Engineering PC
440 Park Avenue South, 7th Fl.
New York, NY 10016
(646) 388-9829

IT & Security Consultant:
Anj Communications
133 Sunny Ridge Road
Harrison, New York 10528
(914) 967-1967

Pool Consultant:
Integrated Aquatics Engineering, Inc.
79 Shiewell Ave
Doylestown, PA 18901
(215) 230-8623

Elevator Consultant:
Jenkins and Huntington
1251 Avenue of the Americas
New York, NY 10020
(212)-696-1818

DOB STAMPS & SIGNATURES:

Clare Gomez
APPROVED
Under Directive 1 of 1975
Date: 11/16/2017
NYC Development Hub

DWG TITLE:
15TH FLOOR
PLUMBING PLAN
NB#121192903

SEAL & SIGNATURE:
STATE OF NEW YORK HAOLON WONG 088787 LICENSED PROFESSIONAL ENGINEER

DATE: 11/19/15
PROJECT #: 2015-527
SCALE: AS NOTED
DWG NO. P-116.00

DEPT OF BLDGS 121192903 Job Number
B2016DOT1350 Scan Code

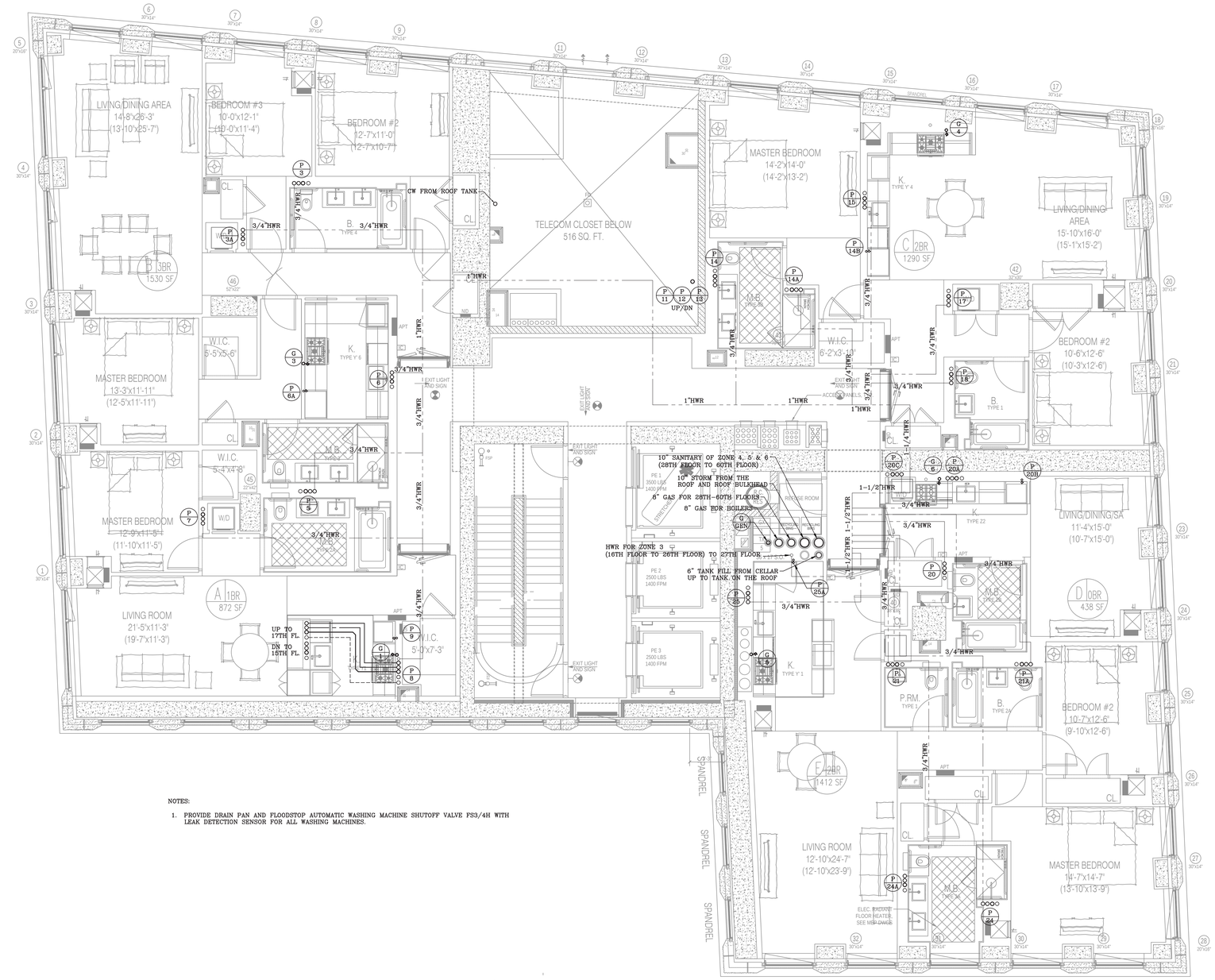

NOTES:

1. PROVIDE DRAIN PAN AND FLOODSTOP AUTOMATIC WASHING MACHINE SHUTOFF VALVE FS3/4H WITH LEAK DETECTION SENSOR FOR ALL WASHING MACHINES.

16TH FLOOR PLUMBING PLAN
SCALE: 1/4" = 1'-0"

NOTE: THIS PLAN IS APPROVED ONLY FOR WORK INDICATED ON THE APPLICATION SPECIFICATION SHEET. ALL OTHER MATTERS SHOWN ARE NOT TO BE RELIED UPON OR TO BE CONSIDERED AS EITHER BEING APPROVED OR IN ACCORDANCE WITH APPLICABLE CODES.

NOTE: TO THE BEST OF MY KNOWLEDGE, BELIEF AND PROFESSIONAL JUDGMENT, THESE PLANS AND SPECIFICATIONS ARE IN COMPLIANCE WITH 2016 NEW YORK CITY ENERGY CONSERVATION CODE (BY APPLICATION OF ASHRAE-90.1/2013)

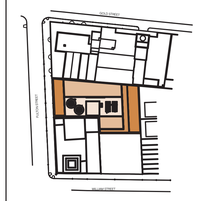

KEY PLAN

NOTES:

Number:	Date:	Revision:
14	09/22/2017	ISSUED TO DOB
13	06/14/2017	100% CD SUBMISSION 3
12	03/31/2017	90% CD SUBMISSION 2
11	01/20/2017	80% CD SUBMISSION 1
10	01/13/2017	REVISED BUY SET
9	01/06/2017	RE-SUBMISSION FOR EN COMMENTS
8	12/22/2016	RE-SUBMISSION FOR EN COMMENTS
7	11/1/2016	CORE & SHELL BUY SET
6	10/07/2016	CORE & SHELL BID SET
5	09/13/2016	PROGRESS SET FOR BUDGETING
4	07/06/2016	HLB FILING SET
3	06/29/2016	100% DD SET
2	05/02/2016	50% DD SET
1	04/11/2016	PRELIMINARY PRICING SET

Project:
130 WILLIAM STREET
130 WILLIAM STREET
NEW YORK, NY 10038

Client:
THE LIGHTSTONE GROUP
130 WILLIAM STREET PROPERTY OWNER LLC
460 PARK AVE, 13TH FLOOR
NEW YORK, NY 10022
(212) 616-9971

Architect:
HILL | WEST ARCHITECTS
11 BROADWAY
17TH FLOOR
NEW YORK, NY 10004
T. 212 213 8007

Creative Director
Adjaye Associates
415 Broadway, 3rd Fl.
New York, NY 10013
(212) 965-8477

Building Structures:
McNamara Salvia
62 West 45th Street, 11th Fl.
New York, NY 10036
(212) 246-9800

MEP Engineer:
Ventrop ECG, LLC
365 W 34th Street, 3rd Fl.
New York, NY 10001
(212) 244-5060

Exterior Facade Consultant:
Gilsanz Murray Steficek, LLP
129 West 27th Street, 5th Fl.
New York, NY 10001
(212) 254-0030

Landscape Architect:
Weintraub Diaz, LLC
19 New Street
Nyack, NY 10960
(845) 353-2500

Civil Engineer & Acoustic Consultant:
AKRF Engineering PC
440 Park Avenue South, 7th Fl.
New York, NY 10016
(646) 388-9829

IT & Security Consultant:
Anj Communications
133 Sunny Ridge Road
Harrison, New York 10528
(914) 967-1967

Pool Consultant:
Integrated Aquatics Engineering, Inc.
75 Shewell Ave
Doylestown, PA 18901
(215) 230-8623

Elevator Consultant:
Jenkins and Huntington
1251 Avenue of the Americas
New York, NY 10020
(212)-696-1818

DOB STAMPS & SIGNATURES:

Clara Gomez
APPROVED
Under Directive 1 of 1975
Date: 11/16/2017
NYC Development Hub

DWG TITLE:
16TH FLOOR
PLUMBING PLAN

NB#121192903

SEAL & SIGNATURE:
STATE OF NEW YORK · WAIGOON WONG · LICENSED PROFESSIONAL ENGINEER · 084187

DATE: 11/16/15
PROJECT #: 2015-527
SCALE: AS NOTED
DWG NO: P-117.00

19 OF 62

DEPT OF BLDGS 121192903 Job Number

E362626847DB Scan Code

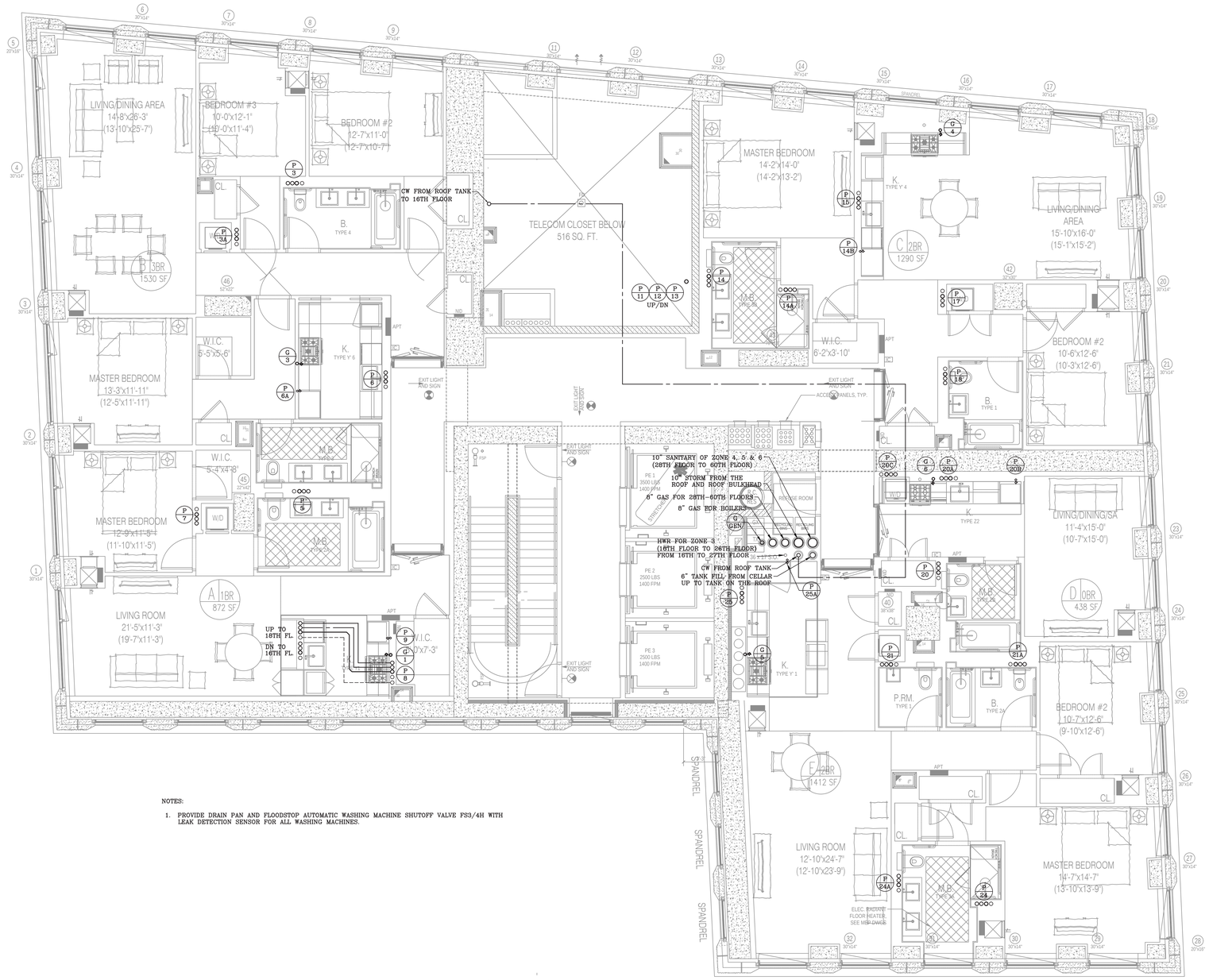

NOTES:

1. PROVIDE DRAIN PAN AND FLOODSTOP AUTOMATIC WASHING MACHINE SHUTOFF VALVE FS3/4H WITH LEAK DETECTION SENSOR FOR ALL WASHING MACHINES.

NOTE: THIS PLAN IS APPROVED ONLY FOR WORK INDICATED ON THE APPLICATION SPECIFICATION SHEET. ALL OTHER MATTERS SHOWN ARE NOT TO BE RELIED UPON OR TO BE CONSIDERED AS EITHER BEING APPROVED OR IN ACCORDANCE WITH APPLICABLE CODES.

NOTE: TO THE BEST OF MY KNOWLEDGE, BELIEF AND PROFESSIONAL JUDGMENT, THESE PLANS AND SPECIFICATIONS ARE IN COMPLIANCE WITH 2016 NEW YORK CITY ENERGY CONSERVATION CODE (BY APPLICATION OF ASHRAE-90.1/2013)

17TH FLOOR PLUMBING PLAN
SCALE: 1/4" = 1'-0"

ClaireGomez
APPROVED
Under Directive 1 of 1975
Date: 11/06/2017
NYC Development Hub

KEY PLAN

NOTES:

Number:	Date:	Revision:
14	09/22/2017	ISSUED TO DOB
13	06/14/2017	100% CO SUBMISSION 3
12	03/31/2017	50% CO SUBMISSION 2
11	01/20/2017	80% CO SUBMISSION 1
10	01/13/2017	REVISED BUY SET
9	01/06/2017	RE-SUBMISSION FOR EN COMMENTS
8	12/22/2016	RE-SUBMISSION FOR EN COMMENTS
7	11/11/2016	CORE & SHELL BUY SET
6	10/07/2016	CORE & SHELL BID SET
5	09/13/2016	PROGRESS SET FOR BUDGETING
4	07/06/2016	HLB FILING SET
3	06/29/2016	100% DD SET
2	05/02/2016	50% DD SET
1	04/11/2016	PRELIMINARY PRICING SET

Project:
130 WILLIAM STREET
130 WILLIAM STREET
NEW YORK, NY 10038

Client:
THE LIGHTSTONE GROUP
130 WILLIAM STREET PROPERTY OWNER LLC
460 PARK AVE, 13TH FLOOR
NEW YORK, NY 10022
(212) 616-9971

Architect:
HILL | WEST ARCHITECTS
11 BROADWAY
17TH FLOOR
NEW YORK, NY 10004
T. 212 213 8007

Creative Director
Adjaye Associates
415 Broadway, 3rd Fl.
New York, NY 10013
(212) 965-8477

Building Structures:
McNamara Salvia
62 West 45th Street, 11th Fl.
New York, NY 10036
(212) 246-9800

MEP Engineer:
Ventrop ECG, LLC
365 W 34th Street, 3rd Fl.
New York, NY 10001
(212) 244-5060

Exterior Facade Consultant:
Gilsanz Murray Steficek, LLP
129 West 27th Street, 5th Fl.
New York, NY 10001
(212) 254-0030

Landscape Architect:
Weintraub Diaz, LLC
19 New Street
Nyack, NY 10960
(845) 353-2500

Civil Engineer & Acoustic Consultant:
AKRF Engineering PC
440 Park Avenue South, 7th Fl.
New York, NY 10016
(646) 388-9829

IT & Security Consultant:
Anj Communications
133 Sunny Ridge Road
Harrison, New York 10528
(914) 967-1967

Pool Consultant:
Integrated Aquatics Engineering, Inc.
79 Shewell Ave
Doylestown, PA 18901
(215) 230-8623

Elevator Consultant:
Jenkins and Huntington
1251 Avenue of the Americas
New York, NY 10020
(212)-696-1818

DOB STAMPS & SIGNATURES:

DWG TITLE:
17TH FLOOR
PLUMBING PLAN

NB#121192903

SEAL & SIGNATURE:
STATE OF NEW YORK · HAROLDEN WONG · 090787 · LICENSED PROFESSIONAL ENGINEER

DATE: 11/19/15
PROJECT #: 2015-527
SCALE: AS NOTED
DWG NO.: P-118.00

20 OF 62

DEPT OF BLDGS 121192903 Job Number
B3B5B1L39B8 Scan Code

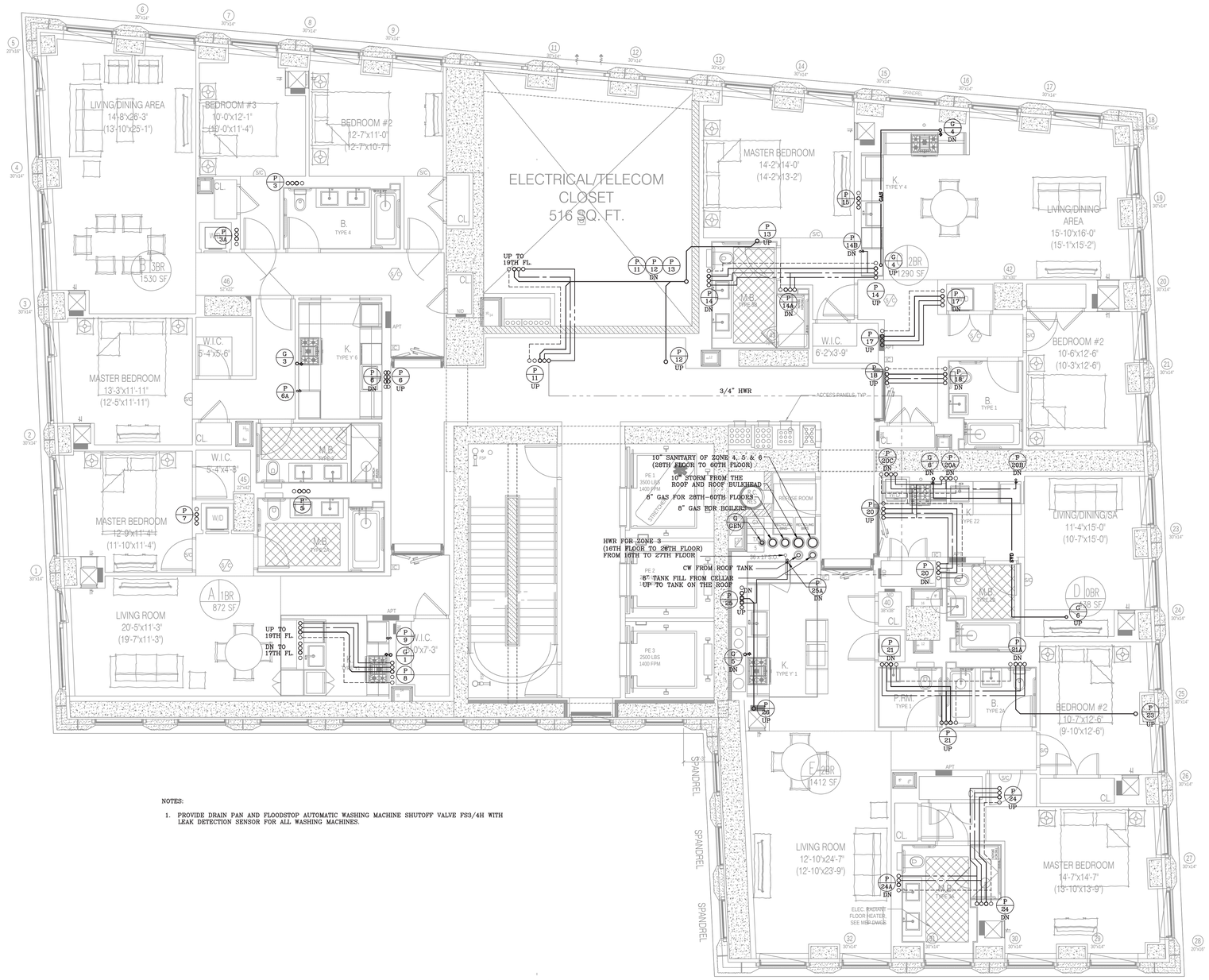

NOTES:

1. PROVIDE DRAIN PAN AND FLOODSTOP AUTOMATIC WASHING MACHINE SHUTOFF VALVE FS3/4H WITH LEAK DETECTION SENSOR FOR ALL WASHING MACHINES.

NOTE: THIS PLAN IS APPROVED ONLY FOR WORK INDICATED ON THE APPLICATION SPECIFICATION SHEET. ALL OTHER MATTERS SHOWN ARE NOT TO BE RELIED UPON OR TO BE CONSIDERED AS EITHER BEING APPROVED OR IN ACCORDANCE WITH APPLICABLE CODES.

NOTE: TO THE BEST OF MY KNOWLEDGE, BELIEF AND PROFESSIONAL JUDGMENT, THESE PLANS AND SPECIFICATIONS ARE IN COMPLIANCE WITH 2016 NEW YORK CITY ENERGY CONSERVATION CODE (BY APPLICATION OF ASHRAE-90.1/2013)

18TH FLOOR PLUMBING PLAN
SCALE: 1/4" = 1'-0"

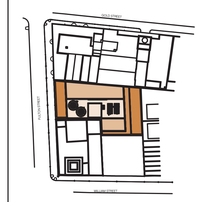

KEY PLAN

NOTES:

Number:	Date:	Revision:
14	09/22/2017	ISSUED TO DOB
13	06/14/2017	100% CO SUBMISSION 3
12	03/31/2017	90% CO SUBMISSION 2
11	01/20/2017	80% CO SUBMISSION 1
10	01/13/2017	REVISED BUY SET
9	01/06/2017	RE-SUBMISSION FOR EN COMMENTS
8	12/22/2016	RE-SUBMISSION FOR EN COMMENTS
7	11/11/2016	CORE & SHELL BUY SET
6	10/07/2016	CORE & SHELL BID SET
5	09/13/2016	PROGRESS SET FOR BUDGETING
4	07/06/2016	HLB FILING SET
3	06/29/2016	100% DD SET
2	05/05/2016	50% DD SET
1	04/11/2016	PRELIMINARY PRICING SET

Project:
130 WILLIAM STREET
130 WILLIAM STREET
NEW YORK, NY 10038

Client:
THE LIGHTSTONE GROUP
130 WILLIAM STREET PROPERTY OWNER LLC
460 PARK AVE, 13TH FLOOR
NEW YORK, NY 10022
(212) 616-9971

Architect:
HILL | WEST ARCHITECTS
11 BROADWAY
17TH FLOOR
NEW YORK, NY 10004
T. 212 213 8007

Creative Director
Adjaye Associates
415 Broadway, 3rd Fl.
New York, NY 10013
(212) 965-8477

Building Structures:
McNamara Salvia
62 West 45th Street, 11th Fl.
New York, NY 10036
(212) 246-9800

MEP Engineer:
Ventrop ECG, LLC
365 W 34th Street, 3rd Fl.
New York, NY 10001
(212) 244-5060

Exterior Facade Consultant:
Gilsanz Murray Steficek, LLP
129 West 27th Street, 5th Fl.
New York, NY 10001
(212) 254-0030

Landscape Architect:
Weintraub Diaz, LLC
19 New Street
Nyack, NY 10960
(845) 353-2500

Civil Engineer & Acoustic Consultant:
AKRF Engineering PC
440 Park Avenue South, 7th Fl.
New York, NY 10016
(646) 388-9829

IT & Security Consultant:
Anj Communications
133 Sunny Ridge Road
Harrison, New York 10528
(914) 967-1967

Pool Consultant:
Integrated Aquatics Engineering, Inc.
79 Shewell Ave
Doylestown, PA 18901
(215) 230-8623

Elevator Consultant:
Jenkins and Huntington
1251 Avenue of the Americas
New York, NY 10020
(212)-696-1818

DOB STAMPS & SIGNATURES:

APPROVED
Under Directive 1 of 1975
Date: 11/16/2017
NYC Development Hub

DWG TITLE:
18TH FLOOR
PLUMBING PLAN
NB#121192903

SEAL & SIGNATURE:
STATE OF NEW YORK HAROLD WONG 090787 LICENSED PROFESSIONAL ENGINEER

DATE: 11/19/15
PROJECT #: 2015-527
SCALE: AS NOTED
DWG NO.: P-119.00

21 OF 62

DEPT OF BLDGS 121192903 Job Number
E280971405E0 Scan Code

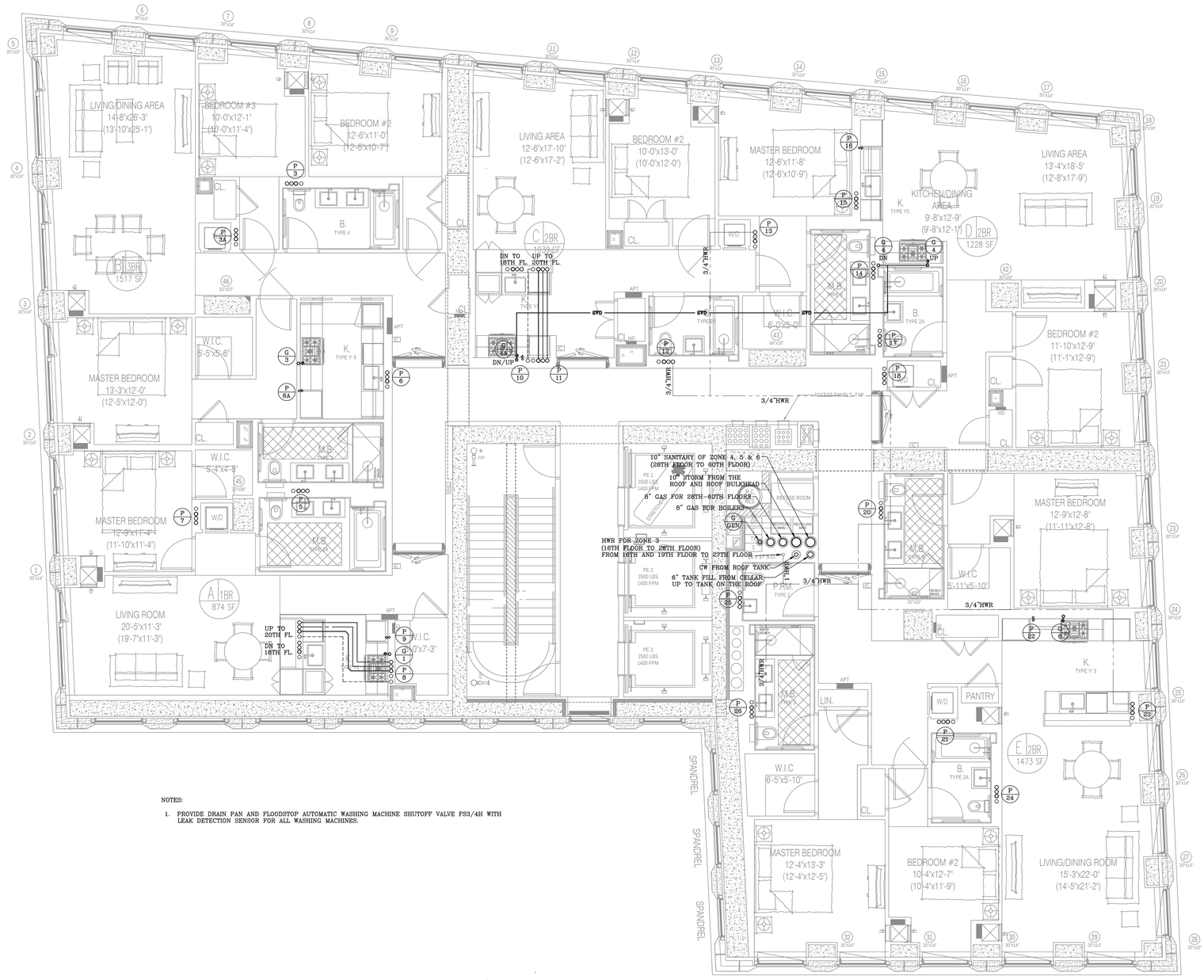

NOTES:

1. PROVIDE DRAIN PAN AND FLOODSTOP AUTOMATIC WASHING MACHINE SHUTOFF VALVE FS3/4H WITH LEAK DETECTION SENSOR FOR ALL WASHING MACHINES.

NOTE: THIS PLAN IS APPROVED ONLY FOR WORK INDICATED ON THE APPLICATION SPECIFICATION SHEET. ALL OTHER MATTERS SHOWN ARE NOT TO BE RELIED UPON OR TO BE CONSIDERED AS EITHER BEING APPROVED OR IN ACCORDANCE WITH APPLICABLE CODES.

NOTE: TO THE BEST OF MY KNOWLEDGE, BELIEF AND PROFESSIONAL JUDGMENT, THESE PLANS AND SPECIFICATIONS ARE IN COMPLIANCE WITH 2016 NEW YORK CITY ENERGY CONSERVATION CODE (BY APPLICATION OF ASHRAE-90.1/2013)

19TH FLOOR PLUMBING PLAN
SCALE: 1/4" = 1'-0"

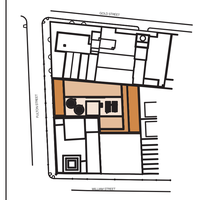

KEY PLAN

NOTES:

Number:	Date:	Revision:
14	09/22/2017	ISSUED TO DOB
13	06/14/2017	100% CO SUBMISSION 3
12	03/31/2017	90% CO SUBMISSION 2
11	01/20/2017	80% CO SUBMISSION 1
10	01/13/2017	REVISED BUY SET
9	01/06/2017	RE-SUBMISSION FOR EN COMMENTS
8	12/22/2016	RE-SUBMISSION FOR EN COMMENTS
7	11/11/2016	CORE & SHELL BUY SET
6	10/07/2016	CORE & SHELL BID SET
5	09/13/2016	PROGRESS SET FOR BUDGETING
4	07/06/2016	HLB FILING SET
3	06/29/2016	100% DD SET
2	02/02/2016	50% DD SET
1	04/11/2015	PRELIMINARY PRICING SET

Project:
130 WILLIAM STREET
130 WILLIAM STREET
NEW YORK, NY 10038

Client:
THE LIGHTSTONE GROUP
130 WILLIAM STREET PROPERTY OWNER LLC
460 PARK AVE, 13TH FLOOR
NEW YORK, NY 10022
(212) 616-9971

Architect:
HILL | WEST ARCHITECTS
11 BROADWAY
17TH FLOOR
NEW YORK, NY 10004
T. 212 213 8007

Creative Director:
Adjaye Associates
415 Broadway, 3rd Fl.
New York, NY 10013
(212) 965-8477

Building Structures:
McNamara Salvia
62 West 45th Street, 11th Fl.
New York, NY 10036
(212) 246-9800

MEP Engineer:
Ventrop ECG, LLC
365 W 34th Street, 3rd Fl.
New York, NY 10001
(212) 244-5060

Exterior Facade Consultant:
Gilsanz Murray Steficek, LLP
129 West 27th Street, 5th Fl.
New York, NY 10001
(212) 254-0030

Landscape Architect:
Weintraub Diaz, LLC
19 New Street
Nyack, NY 10960
(845) 353-2500

Civil Engineer & Acoustic Consultant:
AKRF Engineering PC
440 Park Avenue South, 7th Fl.
New York, NY 10016
(646) 388-9829

IT & Security Consultant:
Anj Communications
133 Sunny Ridge Road
Harrison, New York 10528
(914) 967-1967

Pool Consultant:
Integrated Aquatics Engineering, Inc.
75 Shewell Ave.
Doylestown, PA 18901
(215) 230-8623

Elevator Consultant:
Jenkins and Huntington
1251 Avenue of the Americas
New York, NY 10020
(212)-696-1818

DOB STAMPS & SIGNATURES:

Clara Gomez
APPROVED
Under Directive 1 of 1975
Date: 11/16/2017
NYC Development Hub

DWG TITLE:
19TH FLOOR
PLUMBING PLAN

NB#121192903

SEAL & SIGNATURE:
STATE OF NEW YORK · HAGOON WANG · LICENSED PROFESSIONAL ENGINEER

DATE: 11/19/15
PROJECT #: 2015-507
SCALE: AS NOTED
DWG NO: P-120.00

DEPT OF BLDGS 121192903 Job Number
E514457699 Scan Code

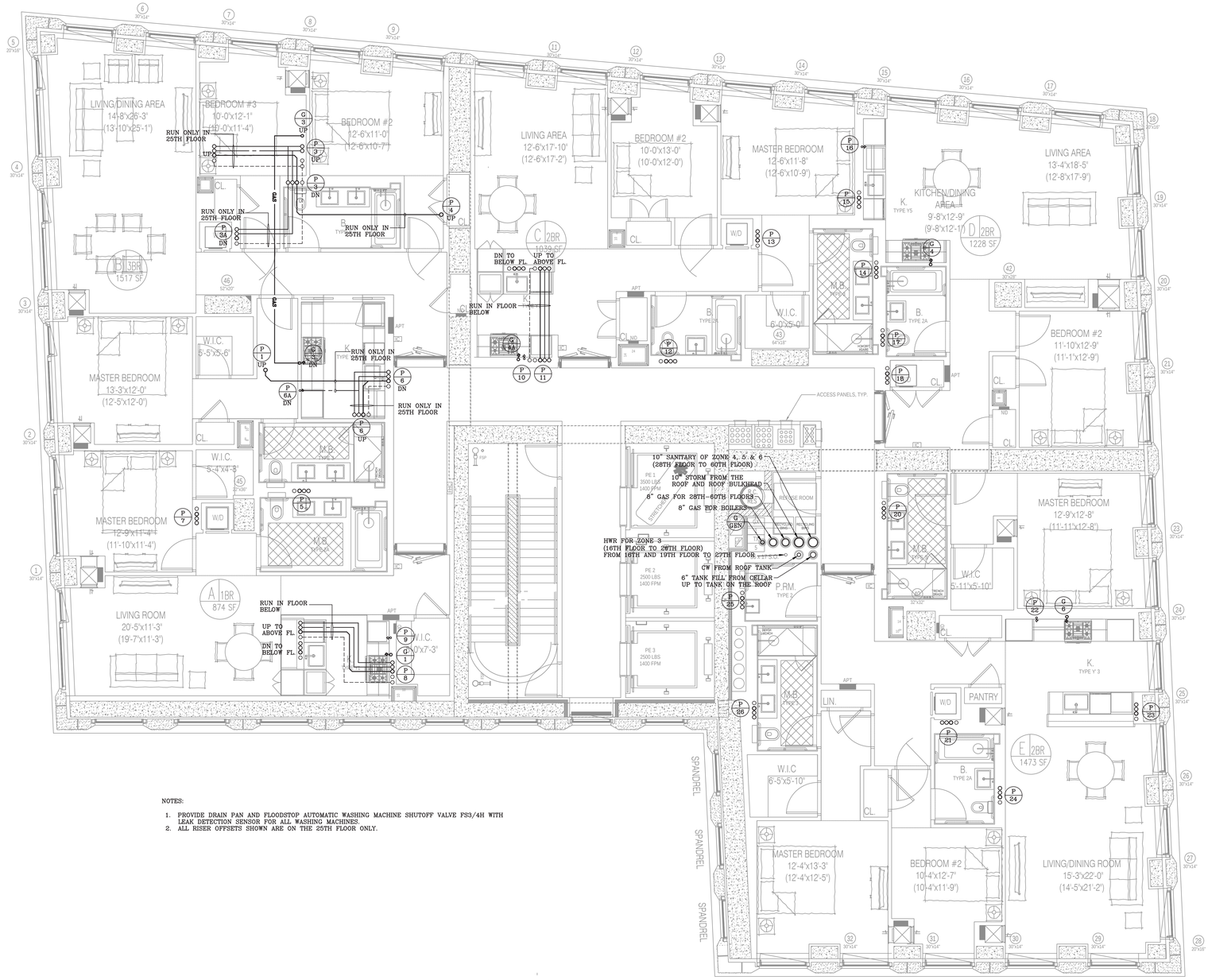

NOTES:

1. PROVIDE DRAIN PAN AND FLOODSTOP AUTOMATIC WASHING MACHINE SHUTOFF VALVE FS3/4H WITH LEAK DETECTION SENSOR FOR ALL WASHING MACHINES.
2. ALL RISER OFFSETS SHOWN ARE ON THE 25TH FLOOR ONLY.

20TH TO 25TH FLOOR PLUMBING PLAN
SCALE: 1/4" = 1'-0"

NOTE: THIS PLAN IS APPROVED ONLY FOR WORK INDICATED ON THE APPLICATION SPECIFICATION SHEET. ALL OTHER MATTERS SHOWN ARE NOT TO BE RELIED UPON OR TO BE CONSIDERED AS EITHER BEING APPROVED OR IN ACCORDANCE WITH APPLICABLE CODES.

NOTE: TO THE BEST OF MY KNOWLEDGE, BELIEF AND PROFESSIONAL JUDGMENT, THESE PLANS AND SPECIFICATIONS ARE IN COMPLIANCE WITH 2016 NEW YORK CITY ENERGY CONSERVATION CODE (BY APPLICATION OF ASHRAE-90.1/2013)

Clara Gomez
Building V
APPROVED
Under Directive 2 of 1975
Date: 11/06/2017
NYC Development Hub

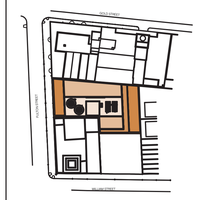

KEY PLAN

NOTES:

Number:	Date:	Revision:
14	09/22/2017	ISSUED TO DOB
13	06/14/2017	100% CD SUBMISSION 3
12	03/31/2017	90% CD SUBMISSION 2
11	01/20/2017	80% CD SUBMISSION 1
10	01/13/2017	REVISED BUY SET
9	01/06/2017	RE-SUBMISSION FOR EN COMMENTS
8	12/22/2016	RE-SUBMISSION FOR EN COMMENTS
7	11/11/2016	CORE & SHELL BUY SET
6	10/07/2016	CORE & SHELL BID SET
5	09/13/2016	PROGRESS SET FOR BUDGETING
4	07/06/2016	HLB FILING SET
3	06/29/2016	100% DD SET
2	02/02/2016	50% DD SET
1	04/11/2016	PRELIMINARY PRICING SET

Project:
130 WILLIAM STREET
130 WILLIAM STREET
NEW YORK, NY 10038

Client:
THE LIGHTSTONE GROUP
130 WILLIAM STREET PROPERTY OWNER LLC
460 PARK AVE, 13TH FLOOR
NEW YORK, NY 10022
(212) 616-9971

Architect:
HILL | WEST ARCHITECTS
11 BROADWAY
17TH FLOOR
NEW YORK, NY 10004
T. 212 213 8007

Creative Director
Adjaye Associates
415 Broadway, 3rd Fl.
New York, NY 10013
(212) 965-8477

Building Structures:
McNamara Salvia
62 West 45th Street, 11th Fl.
New York, NY 10036
(212) 246-9800

MEP Engineer:
Ventrop ECG, LLC
355 W 34th Street, 3rd Fl.
New York, NY 10001
(212) 244-5060

Exterior Facade Consultant:
Gilsanz Murray Steficek, LLP
129 West 27th Street, 5th Fl.
New York, NY 10001
(212) 254-0030

Landscape Architect:
Weintraub Diaz, LLC
19 New Street
Nyack, NY 10960
(845) 353-2500

Civil Engineer & Acoustic Consultant:
AKRF Engineering PC
440 Park Avenue South, 7th Fl.
New York, NY 10016
(646) 388-9829

IT & Security Consultant:
Anj Communications
133 Sunny Ridge Road
Harrison, New York 10528
(914) 967-1967

Pool Consultant:
Integrated Aquatics Engineering, Inc.
75 Shewell Ave
Doylestown, PA 18901
(215) 230-9623

Elevator Consultant:
Jenkins and Huntington
1251 Avenue of the Americas
New York, NY 10020
(212) 696-1818

DOB STAMPS & SIGNATURES:

DWG TITLE:
TYPICAL 20TH THRU 25TH FLOOR
PLUMBING PLAN

NB#121192903

SEAL & SIGNATURE:
STATE OF NEW YORK WILSON WONG LICENSED PROFESSIONAL ENGINEER 086197

DATE: 11/19/15
PROJECT #: 2015-527
SCALE: AS NOTED
DWG NO: P-121.00

DEPT OF BLDGS 121192903 Job Number
E5940E203373 Scan Code

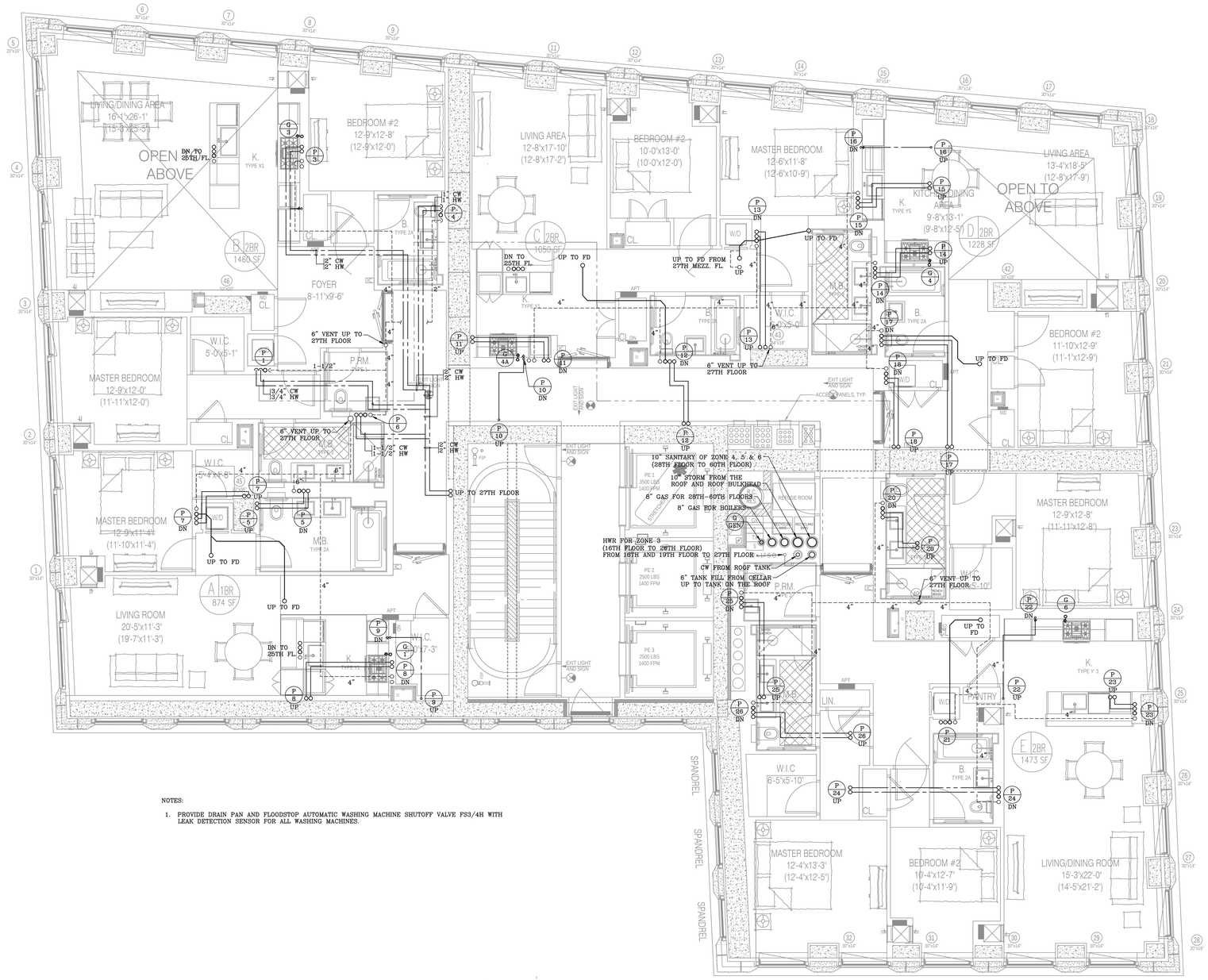

NOTES:

1. PROVIDE DRAIN PAN AND FLOODSTOP AUTOMATIC WASHING MACHINE SHUTOFF VALVE FS3/4H WITH LEAK DETECTION SENSOR FOR ALL WASHING MACHINES.

NOTE: THIS PLAN IS APPROVED ONLY FOR WORK INDICATED ON THE APPLICATION SPECIFICATION SHEET. ALL OTHER MATTERS SHOWN ARE NOT TO BE RELIED UPON OR TO BE CONSIDERED AS EITHER BEING APPROVED OR IN ACCORDANCE WITH APPLICABLE CODES.

NOTE: TO THE BEST OF MY KNOWLEDGE, BELIEF AND PROFESSIONAL JUDGMENT, THESE PLANS AND SPECIFICATIONS ARE IN COMPLIANCE WITH 2016 NEW YORK CITY ENERGY CONSERVATION CODE (BY APPLICATION OF ASHRAE-90.1/2013)

26TH FLOOR PLUMBING PLAN
SCALE: 1/4" = 1'-0"

KEY PLAN

NOTES:

Number:	Date:	Revision:
14	09/22/2017	ISSUED TO DOB
13	06/14/2017	100% CD SUBMISSION 3
12	03/31/2017	90% CD SUBMISSION 2
11	01/20/2017	80% CD SUBMISSION 1
10	01/13/2017	REVISED BUY SET
9	01/06/2017	RE-SUBMISSION FOR EN COMMENTS
8	12/22/2016	RE-SUBMISSION FOR EN COMMENTS
7	11/11/2016	CORE & SHELL BUY SET
6	10/07/2016	CORE & SHELL BID SET
5	09/13/2016	PROGRESS SET FOR BUDGETING
4	07/06/2016	HLB FILING SET
3	06/29/2016	100% DD SET
2	02/02/2016	50% DD SET
1	04/11/2016	PRELIMINARY PRICING SET

Project:
130 WILLIAM STREET
130 WILLIAM STREET
NEW YORK, NY 10038

Client:
THE LIGHTSTONE GROUP
130 WILLIAM STREET PROPERTY OWNER LLC
460 PARK AVE, 13TH FLOOR
NEW YORK, NY 10022
(212) 616-9971

Architect:
HILL | WEST ARCHITECTS
11 BROADWAY
17TH FLOOR
NEW YORK, NY 10004
T. 212 213 8007

Creative Director
Adjaye Associates
415 Broadway, 3rd Fl.
New York, NY 10013
(212) 965-8477

Building Structure:
McNamara Salvia
62 West 45th Street, 11th Fl.
New York, NY 10036
(212) 246-9800

MEP Engineer:
Ventrop ECG, LLC
365 W 34th Street, 3rd Fl.
New York, NY 10001
(212) 244-5060

Exterior Facade Consultant:
Gilsanz Murray Steficek, LLP
129 West 27th Street, 5th Fl.
New York, NY 10001
(212) 254-0030

Landscape Architect:
Weintraub Diaz, LLC
19 New Street
Nyack, NY 10960
(845) 353-2500

Civil Engineer & Acoustic Consultant:
AKRF Engineering PC
440 Park Avenue South, 7th Fl.
New York, NY 10016
(646) 388-9829

IT & Security Consultant:
Anj Communications
133 Sunny Ridge Road
Harrison, New York 10528
(914) 967-1967

Pool Consultant:
Integrated Aquatics Engineering, Inc.
75 Shewell Ave
Doylestown, PA 18901
(215) 230-8623

Elevator Consultant:
Jenkins and Huntington
1251 Avenue of the Americas
New York, NY 10020
(212)-696-1818

DOB STAMPS & SIGNATURES:

Clara Gomez
APPROVED
Under Directive 1 of 1975
Date: 11/16/2017
NYC Development Hub

DWG TITLE:
26TH FLOOR
PLUMBING PLAN
NB#121192903

SEAL & SIGNATURE:
STATE OF NEW YORK · WALDON WONG · 090187 · REGISTERED PROFESSIONAL ENGINEER

DATE: 11/19/15
PROJECT #: 2015-827
SCALE: AS NOTED
DWG NO: P-122.00

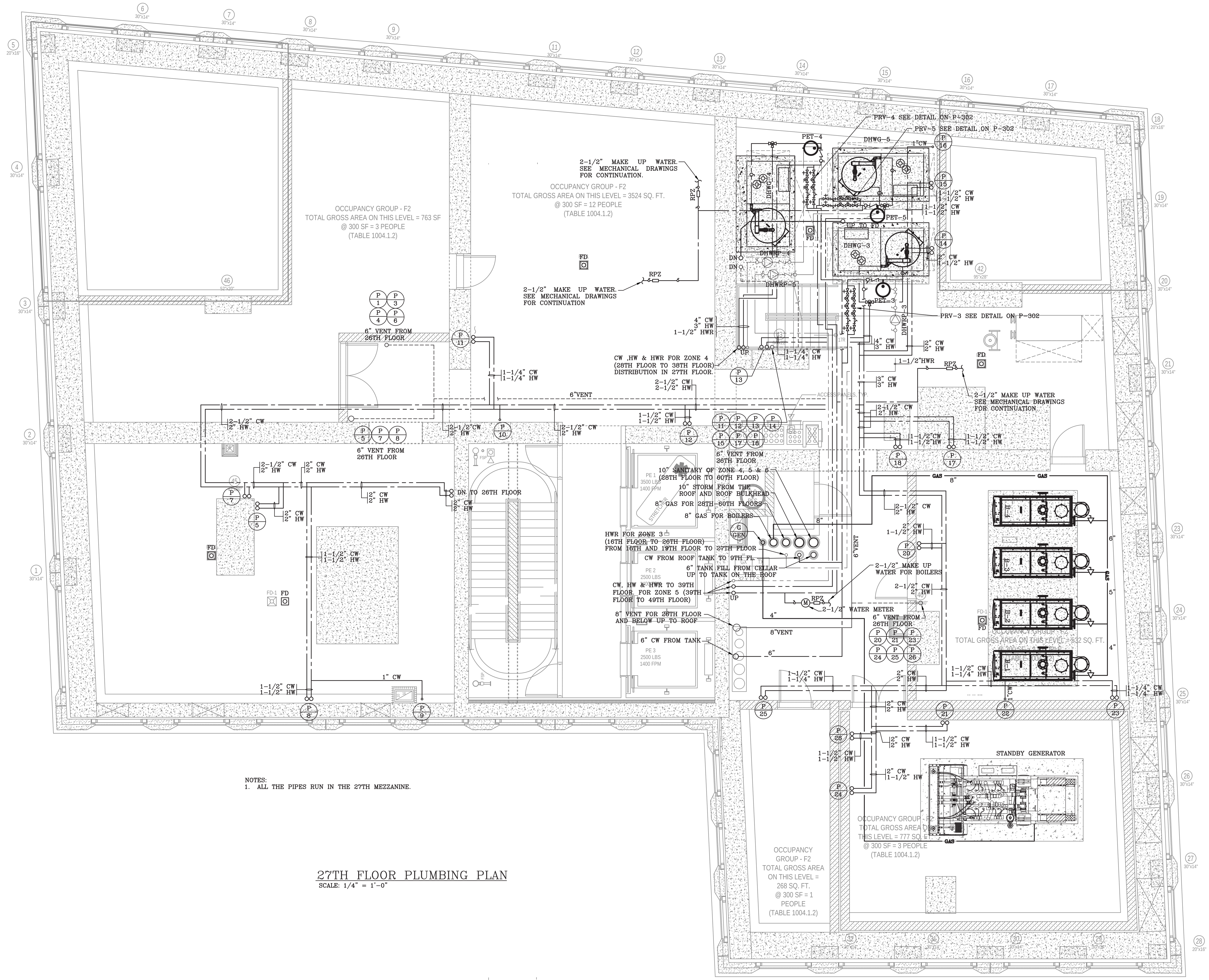

NOTES:
1. ALL THE PIPES RUN IN THE 27TH MEZZANINE.

27TH FLOOR PLUMBING PLAN

SCALE: 1/4" = 1'-0"

NOTE: THIS PLAN IS APPROVED ONLY FOR WORK INDICATED ON THE APPLICATION SPECIFICATION SHEET. ALL OTHER MATTERS SHOWN ARE NOT TO BE RELIED UPON OR TO BE CONSIDERED AS EITHER BEING APPROVED OR IN ACCORDANCE WITH APPLICABLE CODES.

NOTE: TO THE BEST OF MY KNOWLEDGE, BELIEF AND PROFESSIONAL JUDGMENT, THESE PLANS AND SPECIFICATIONS ARE IN COMPLIANCE WITH 2016 NEW YORK CITY ENERGY CONSERVATION CODE (BY APPLICATION OF ASHRAE-90.1/2013)

Clara Gomez
APPROVED
Under Directive 2 of 1975
Date: 11/06/2017
NYC Development Hub

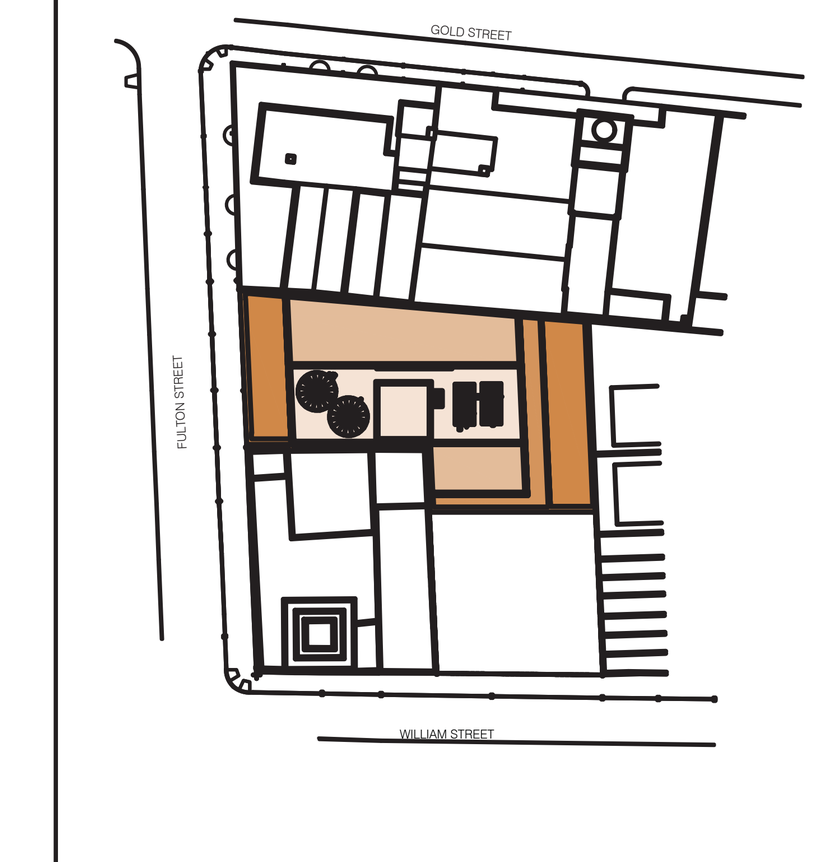

KEY PLAN

NOTES:

Number:	Date:	Revision:
14	09/22/2017	ISSUED TO DOB
13	06/14/2017	100% CD SUBMISSION (3)
12	03/31/2017	95% CD SUBMISSION (2)
11	01/20/2017	80% CD SUBMISSION (1)
10	01/13/2017	REVISED BUY SET
9	01/06/2017	RE-SUBMISSION FOR EN COMMENTS
8	12/22/2016	RE-SUBMISSION FOR EN COMMENTS
7	11/11/2016	CORE & SHELL BUY SET
6	10/07/2016	CORE & SHELL BID SET
5	09/15/2016	PROGRESS SET FOR BUDGETING
4	07/06/2016	HUB FILING SET
3	06/20/2016	100% DD SET
2	05/02/2016	50% DD SET
1	04/11/2016	PRELIMINARY PRICING SET

Project:
130 WILLIAM STREET
130 WILLIAM STREET
NEW YORK, NY 10038

Client:
THE LIGHTSTONE GROUP
130 WILLIAM STREET PROPERTY OWNER LLC
460 PARK AVE, 13TH FLOOR
NEW YORK, NY 10022
(212) 616-9971

Architect:
HILL | WEST ARCHITECTS
11 BROADWAY
17TH FLOOR
NEW YORK, NY 10004
T. 212 213 8007

Creative Director
Adjaye Associates
415 Broadway, 3rd Fl.
New York, NY 10013
(212) 965-8477

Building Structures:
McNamara Salvia
62 West 45th Street, 11th Fl.
New York, NY 10036
(212) 246-9800

MEP Engineer:
Ventrop ECG, LLC
365 W 34th Street, 3rd Fl.
New York, NY 10001
(212) 244-5060

Exterior Facade Consultant:
Gilsanz Murray Steficek, LLP
129 West 27th Street, 5th Fl.
New York, NY 10001
(212) 254-0030

Landscape Architect:
Weintraub Diaz, LLC
19 New Street
Nyack, NY 10960
(845) 353-2500

Civil Engineer & Acoustic Consultant:
AKRF Engineering PC
440 Park Avenue South, 7th Fl.
New York, NY 10016
(646) 388-9829

IT & Security Consultant:
Anj Communications
133 Sunny Ridge Road
Harrison, New York 10528
(914) 967-1967

Pool Consultant:
Integrated Aquatics Engineering, Inc.
75 Shewell Ave
Doylestown, PA 18901
(215) 230-8623

Elevator Consultant:
Jenkins and Huntington
1251 Avenue of the Americas
New York, NY 10020
(212)-696-1818

DOB STAMPS & SIGNATURES:

DWG TITLE:
27TH FLOOR
PLUMBING PLAN

NB#121192903

SEAL & SIGNATURE:
STATE OF NEW YORK · WAILOON WONG · 095187 · LICENSED PROFESSIONAL ENGINEER

DATE: 11/19/15
PROJECT #: 2015-527
SCALE: AS NOTED
DWG NO.: P-123.00

DEPT OF BLDGS 121192903 Job Number
E539490007S Scan Code

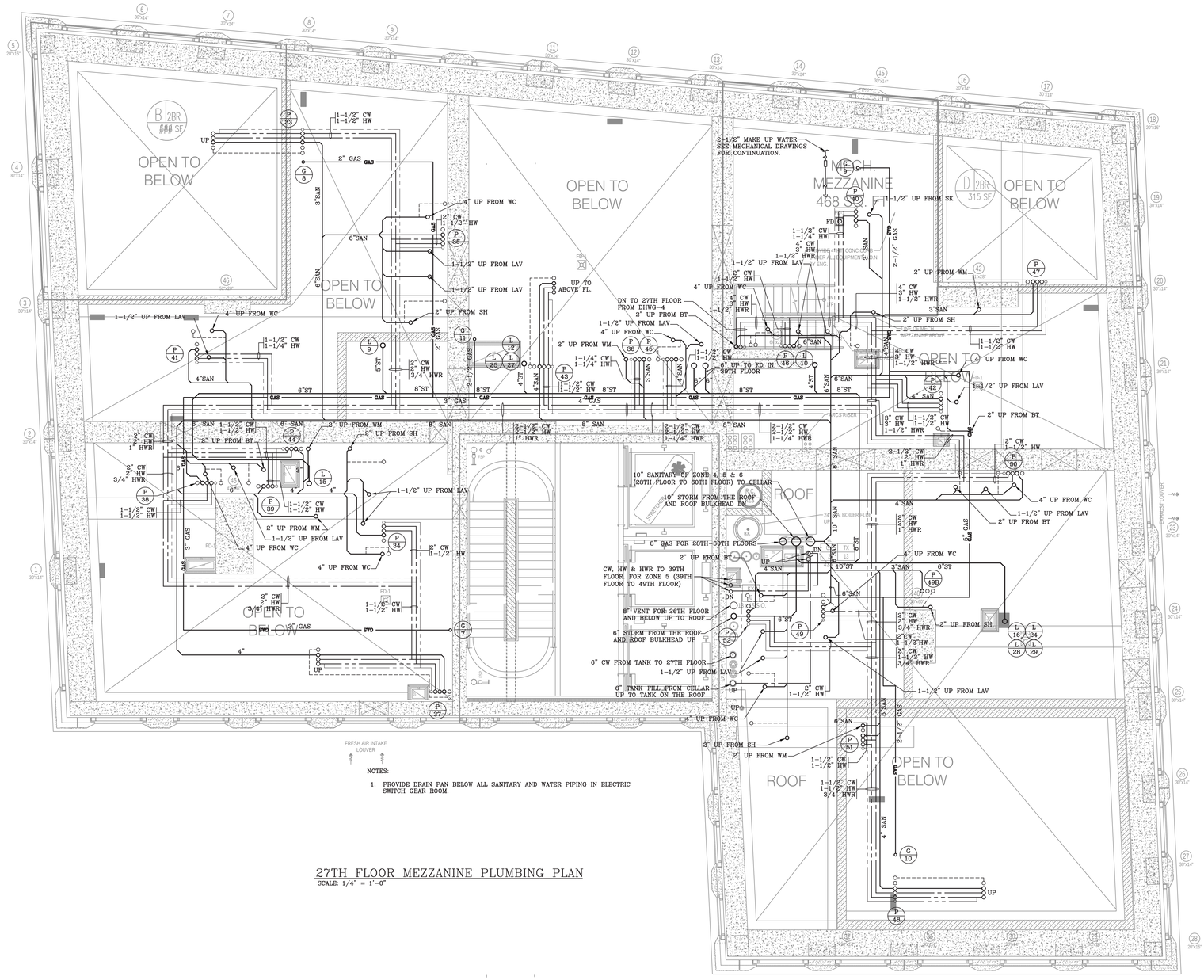

NOTES:

1. PROVIDE DRAIN PAN BELOW ALL SANITARY AND WATER PIPING IN ELECTRIC SWITCH GEAR ROOM.

27TH FLOOR MEZZANINE PLUMBING PLAN

SCALE: 1/4" = 1'-0"

NOTE: THIS PLAN IS APPROVED ONLY FOR WORK INDICATED ON THE APPLICATION SPECIFICATION SHEET. ALL OTHER MATTERS SHOWN ARE NOT TO BE RELIED UPON OR TO BE CONSIDERED AS EITHER BEING APPROVED OR IN ACCORDANCE WITH APPLICABLE CODES.

NOTE: TO THE BEST OF MY KNOWLEDGE, BELIEF AND PROFESSIONAL JUDGMENT, THESE PLANS AND SPECIFICATIONS ARE IN COMPLIANCE WITH 2016 NEW YORK CITY ENERGY CONSERVATION CODE (BY APPLICATION OF ASHRAE-90.1/2013)

Clara Gomez
Building Inspector
APPROVED
Under Directive 1 of 1975
Date 11/06/2017
NYC Development Hub

KEY PLAN

NOTES:

Number:	Date:	Revision:
14	09/22/2017	ISSUED TO DOB
13	06/14/2017	100% CO SUBMISSION 3
12	03/31/2017	90% CO SUBMISSION 2
11	01/20/2017	80% CO SUBMISSION 1
10	01/13/2017	REVISED BUY SET
9	01/06/2017	RE-SUBMISSION FOR EN COMMENTS
8	12/22/2016	RE-SUBMISSION FOR EN COMMENTS
7	11/11/2016	CORE & SHELL BUY SET
6	10/07/2016	CORE & SHELL BID SET
5	09/13/2016	PROGRESS SET FOR BUDGETING
4	07/06/2016	HLB FILING SET
3	06/20/2016	100% DD SET
2	05/02/2016	50% DD SET
1	04/11/2016	PRELIMINARY PRICING SET

Project:
130 WILLIAM STREET
130 WILLIAM STREET
NEW YORK, NY 10038

Client:
THE LIGHTSTONE GROUP
130 WILLIAM STREET PROPERTY OWNER LLC
460 PARK AVE, 13TH FLOOR
NEW YORK, NY 10022
(212) 616-9971

Architect:
HILL | WEST ARCHITECTS
11 BROADWAY
17TH FLOOR
NEW YORK, NY 10004
T. 212 213 8007

Creative Director
Adjaye Associates
415 Broadway, 3rd Fl.
New York, NY 10013
(212) 965-8477

Building Structures:
McNamara Salvia
62 West 45th Street, 11th Fl.
New York, NY 10036
(212) 246-9800

MEP Engineer:
Ventrop ECG, LLC
365 W 34th Street, 3rd Fl.
New York, NY 10001
(212) 244-5060

Exterior Facade Consultant:
Gilsanz Murray Steficek, LLP
129 West 27th Street, 5th Fl.
New York, NY 10001
(212) 254-0030

Landscape Architect:
Weintraub Diaz, LLC
19 New Street
Nyack, NY 10960
(845) 353-2500

Civil Engineer & Acoustic Consultant:
AKRF Engineering PC
440 Park Avenue South, 7th Fl.
New York, NY 10016
(646) 388-9829

IT & Security Consultant:
Anj Communications
133 Sunny Ridge Road
Harrison, New York 10528
(914) 967-1967

Pool Consultant:
Integrated Aquatics Engineering, Inc.
75 Shewell Ave
Doylestown, PA 18901
(215) 230-8623

Elevator Consultant:
Jenkins and Huntington
1251 Avenue of the Americas
New York, NY 10020
(212)-696-1818

DOB STAMPS & SIGNATURES:

DWG TITLE:
27TH FLOOR MEZZANINE
PLUMBING PLAN

NB#121192903

SEAL & SIGNATURE:
STATE OF NEW YORK · MALCOLM · 090787 · LICENSED PROFESSIONAL ENGINEER

DATE: 11/19/15
PROJECT #: 2015-527
SCALE: AS NOTED
DWG NO: P-124.00

DEPT OF BLDGS 121192903 Job Number
E3446642628 Scan Code

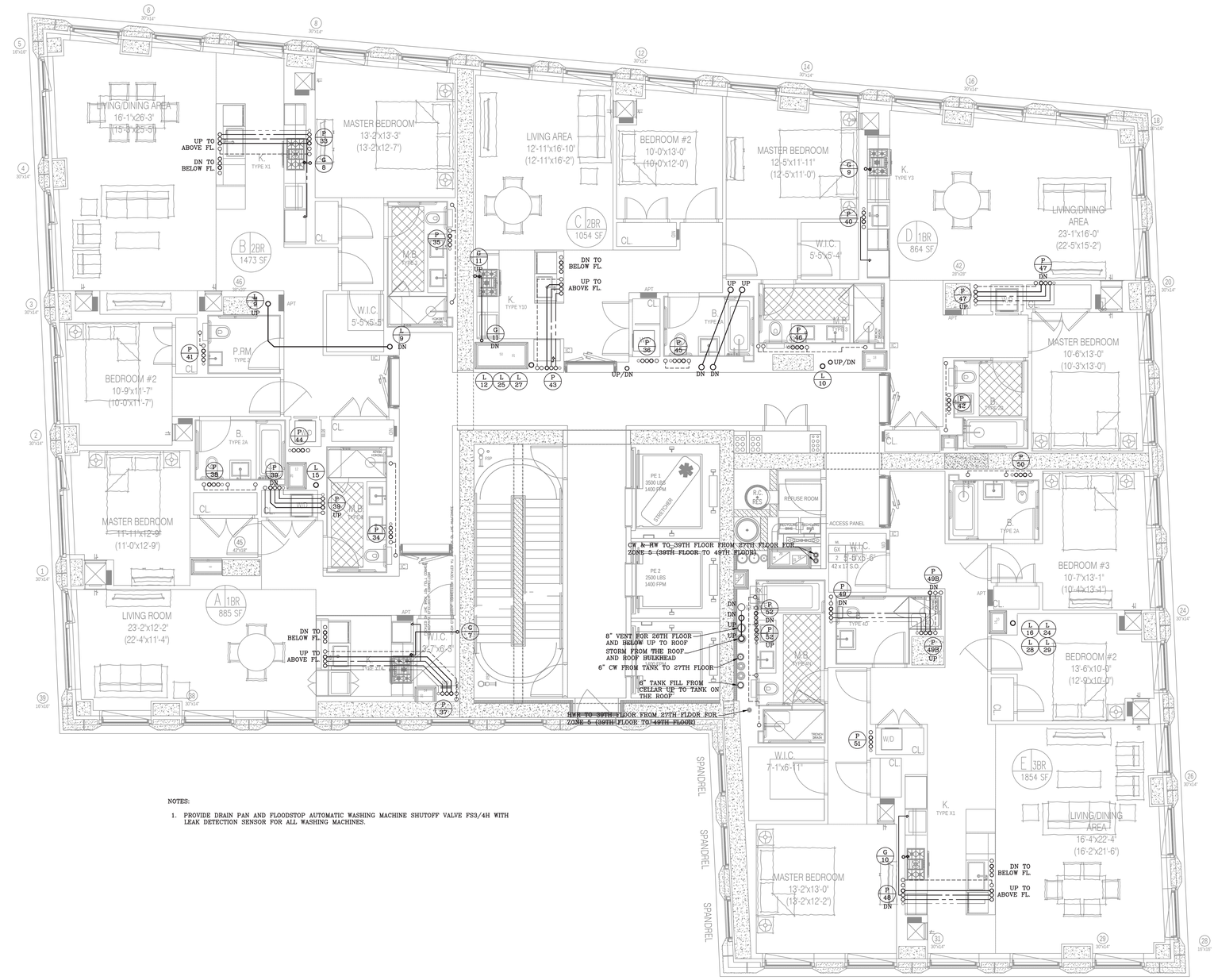

NOTES:

1. PROVIDE DRAIN PAN AND FLOODSTOP AUTOMATIC WASHING MACHINE SHUTOFF VALVE FS3/4H WITH LEAK DETECTION SENSOR FOR ALL WASHING MACHINES.

NOTE: THIS PLAN IS APPROVED ONLY FOR WORK INDICATED ON THE APPLICATION SPECIFICATION SHEET. ALL OTHER MATTERS SHOWN ARE NOT TO BE RELIED UPON OR TO BE CONSIDERED AS EITHER BEING APPROVED OR IN ACCORDANCE WITH APPLICABLE CODES.

NOTE: TO THE BEST OF MY KNOWLEDGE, BELIEF AND PROFESSIONAL JUDGMENT, THESE PLANS AND SPECIFICATIONS ARE IN COMPLIANCE WITH 2016 NEW YORK CITY ENERGY CONSERVATION CODE (BY APPLICATION OF ASHRAE-90.1/2013)

28TH FLOOR PLUMBING PLAN
SCALE: 1/4" = 1'-0"

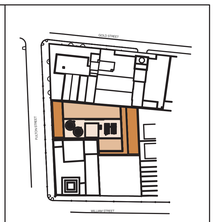

KEY PLAN

NOTES:

Number:	Date:	Revision:
14	09/22/2017	ISSUED TO DOB
13	06/14/2017	100% CO SUBMISSION 3
12	03/31/2017	90% CO SUBMISSION 2
11	01/20/2017	80% CO SUBMISSION 1
10	01/13/2017	REVISED BUY SET
9	01/06/2017	RE-SUBMISSION FOR EN COMMENTS
8	12/22/2016	RE-SUBMISSION FOR EN COMMENTS
7	11/11/2016	CORE & SHELL BUY SET
6	10/07/2016	CORE & SHELL BID SET
5	09/13/2016	PROGRESS SET FOR BUDGETING
4	07/06/2016	HLB FILING SET
3	06/29/2016	100% DD SET
2	05/02/2016	50% DD SET
1	04/11/2016	PRELIMINARY PRICING SET

Project:
130 WILLIAM STREET
130 WILLIAM STREET
NEW YORK, NY 10038

Client:
THE LIGHTSTONE GROUP
130 WILLIAM STREET PROPERTY OWNER LLC
460 PARK AVE, 13TH FLOOR
NEW YORK, NY 10022
(212) 616-9971

Architect:
HILL | WEST ARCHITECTS
11 BROADWAY
17TH FLOOR
NEW YORK, NY 10004
T. 212 213 8007

Creative Director
Adjaye Associates
415 Broadway, 3rd Fl.
New York, NY 10013
(212) 965-8477

Building Structures:
McNamara Salvia
62 West 45th Street, 11th Fl.
New York, NY 10036
(212) 246-9800

MEP Engineer:
Ventrop ECG, LLC
365 W 34th Street, 3rd Fl.
New York, NY 10001
(212) 244-5060

Exterior Facade Consultant:
Gilsanz Murray Steficek, LLP
129 West 27th Street, 5th Fl.
New York, NY 10001
(212) 254-0030

Landscape Architect:
Weintraub Diaz, LLC
19 New Street
Nyack, NY 10960
(845) 353-2500

Civil Engineer & Acoustic Consultant:
AKRF Engineering PC
440 Park Avenue South, 7th Fl.
New York, NY 10016
(646) 388-9829

IT & Security Consultant:
Anj Communications
133 Sunny Ridge Road
Harrison, New York 10528
(914) 967-1967

Pool Consultant:
Integrated Aquatics Engineering, Inc.
75 Shewell Ave
Doylestown, PA 18901
(215) 230-8623

Elevator Consultant:
Jenkins and Huntington
1251 Avenue of the Americas
New York, NY 10020
(212)-696-1818

DOB STAMPS & SIGNATURES:

Clara Gomez
APPROVED
Under Directive 1 of 1975
Date: 11/16/2017
NYC Development Hub

DWG TITLE:
28TH FLOOR
PLUMBING PLAN
NB#121192903

SEAL & SIGNATURE:
STATE OF NEW YORK HAROON HOMAYOUN DAFTRI LICENSED PROFESSIONAL ENGINEER

DATE: 11/19/15
PROJECT #: 2015-527
SCALE: AS NOTED
DWG NO: P-125.00

DEPT OF BLDGS 421300925 Job Number
E3514610995A9 Scan Code

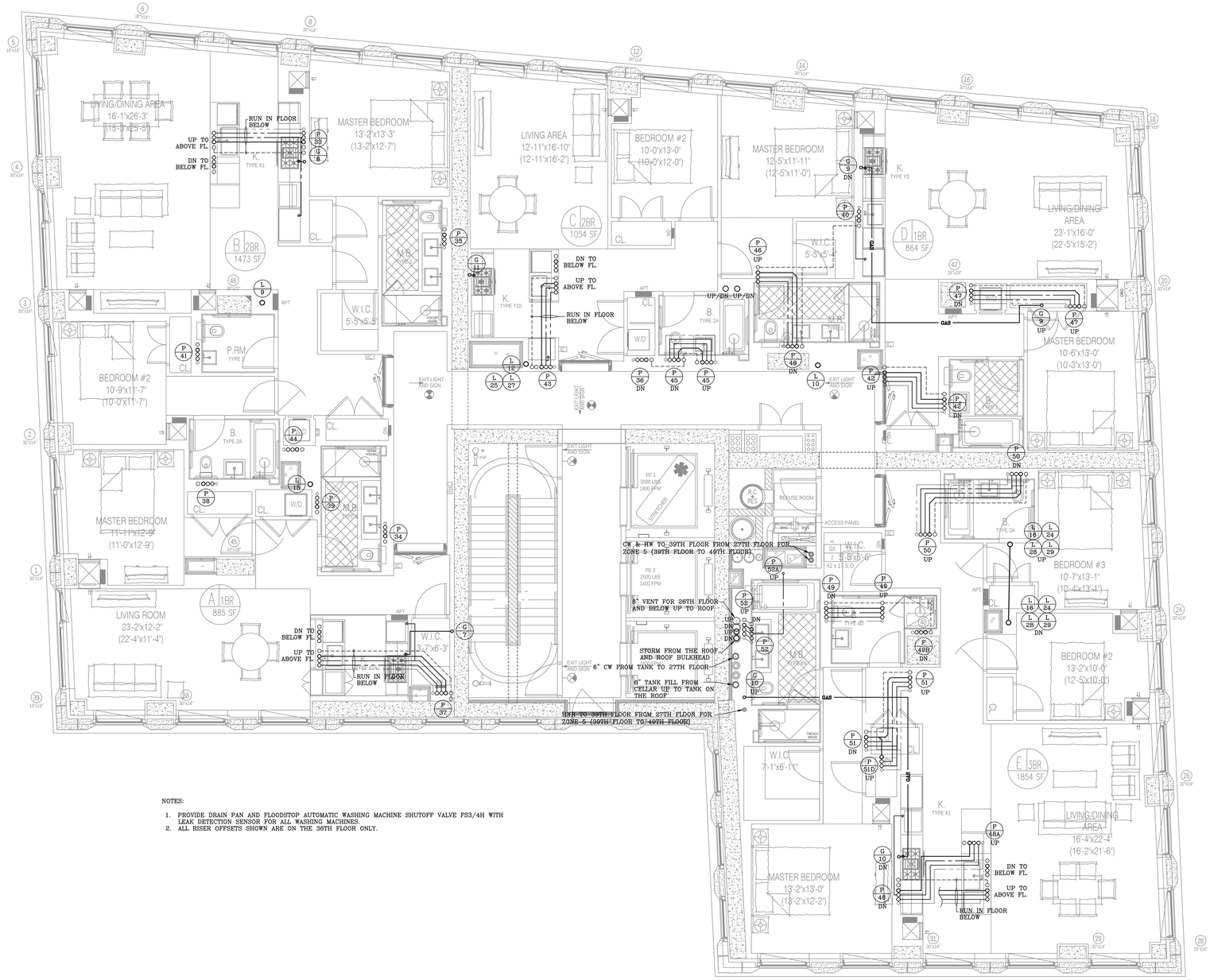

NOTES:

1. PROVIDE DRAIN PAN AND FLOODSTOP AUTOMATIC WASHING MACHINE SHUTOFF VALVE FS3/4H WITH LEAK DETECTION SENSOR FOR ALL WASHING MACHINES.
2. ALL RISER OFFSETS SHOWN ARE ON THE 36TH FLOOR ONLY.

NOTE: THIS PLAN IS APPROVED ONLY FOR WORK INDICATED ON THE APPLICATION SPECIFICATION SHEET. ALL OTHER MATTERS SHOWN ARE NOT TO BE RELIED UPON OR TO BE CONSIDERED AS EITHER BEING APPROVED OR IN ACCORDANCE WITH APPLICABLE CODES.

NOTE: TO THE BEST OF MY KNOWLEDGE, BELIEF AND PROFESSIONAL JUDGMENT, THESE PLANS AND SPECIFICATIONS ARE IN COMPLIANCE WITH 2016 NEW YORK CITY ENERGY CONSERVATION CODE (BY APPLICATION OF ASHRAE-90.1/2013)

TYPICAL 29TH TO 36TH FLOOR PLUMBING PLAN

SCALE: 1/4" = 1'-0"

KEY PLAN

NOTES:

Number:	Date:	Revision:
14	09/22/2017	ISSUED TO DOB
13	06/14/2017	100% CO SUBMISSION 3
12	03/31/2017	90% CO SUBMISSION 2
11	01/20/2017	80% CO SUBMISSION 1
10	01/13/2017	REVISED BUY SET
9	01/06/2017	RE-SUBMISSION FOR EN COMMENTS
8	12/22/2016	RE-SUBMISSION FOR EN COMMENTS
7	11/11/2016	CORE & SHELL BUY SET
6	10/07/2016	CORE & SHELL BID SET
5	09/13/2016	PROGRESS SET FOR BUDGETING
4	07/06/2016	HLB FILING SET
3	06/29/2016	100% DD SET
2	05/02/2016	50% DD SET
1	04/11/2016	PRELIMINARY PRICING SET

Project:
130 WILLIAM STREET
130 WILLIAM STREET
NEW YORK, NY 10038

Client:
THE LIGHTSTONE GROUP
130 WILLIAM STREET PROPERTY OWNER LLC
460 PARK AVE, 13TH FLOOR
NEW YORK, NY 10022
(212) 616-9971

Architect:
HILL | WEST ARCHITECTS
11 BROADWAY
17TH FLOOR
NEW YORK, NY 10004
T. 212 213 8007

Creative Director
Adjaye Associates
415 Broadway, 3rd Fl.
New York, NY 10013
(212) 965-8477

Building Structures:
McNamara Salvia
62 West 45th Street, 11th Fl.
New York, NY 10036
(212) 246-9800

MEP Engineer:
Ventrop ECG, LLC
365 W 34th Street, 3rd Fl.
New York, NY 10001
(212) 244-5060

Exterior Facade Consultant:
Gilsanz Murray Steficek, LLP
129 West 27th Street, 5th Fl.
New York, NY 10001
(212) 254-0030

Landscape Architect:
Weintraub Diaz, LLC
19 New Street
Nyack, NY 10960
(845) 353-2500

Civil Engineer & Acoustic Consultant:
AKRF Engineering PC
440 Park Avenue South, 7th Fl.
New York, NY 10016
(646) 388-9829

IT & Security Consultant:
Anj Communications
133 Sunny Ridge Road
Harrison, New York 10528
(914) 967-1967

Pool Consultant:
Integrated Aquatics Engineering, Inc.
75 Stowell Ave
Doylestown, PA 18901
(215) 230-8623

Elevator Consultant:
Jenkins and Huntington
1251 Avenue of the Americas
New York, NY 10020
(212)-696-1818

DOB STAMPS & SIGNATURES:

Clara Gomez
APPROVED
Under Directive 1 of 1975
Date: 11/06/2017
NYC Development Hub

DWG TITLE:
TYPICAL 29TH THRU 36TH FLOOR
PLUMBING PLAN

NB#121192903

SEAL & SIGNATURE:
STATE OF NEW YORK HAROON HOMAYOUN DAFTRY LICENSED PROFESSIONAL ENGINEER

DATE: 11/19/15
PROJECT #: 2015-527
SCALE: AS NOTED
DWG NO: P-126.00

DEPT OF BLDGS 121192903 Job Number
E3400504739 Scan Code

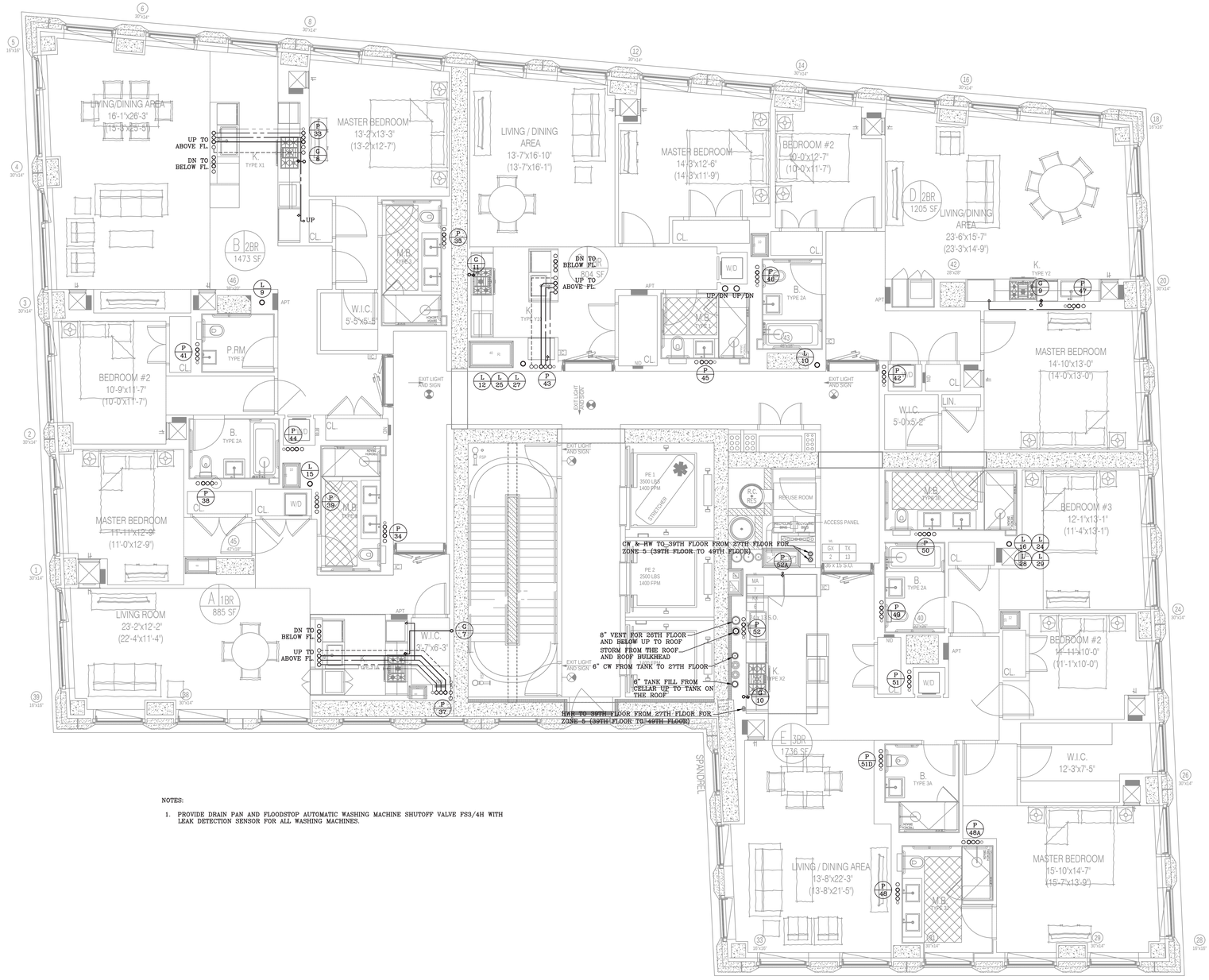

NOTES:

1. PROVIDE DRAIN PAN AND FLOODSTOP AUTOMATIC WASHING MACHINE SHUTOFF VALVE FS3/4H WITH LEAK DETECTION SENSOR FOR ALL WASHING MACHINES.

NOTE: THIS PLAN IS APPROVED ONLY FOR WORK INDICATED ON THE APPLICATION SPECIFICATION SHEET. ALL OTHER MATTERS SHOWN ARE NOT TO BE RELIED UPON OR TO BE CONSIDERED AS EITHER BEING APPROVED OR IN ACCORDANCE WITH APPLICABLE CODES.

NOTE: TO THE BEST OF MY KNOWLEDGE, BELIEF AND PROFESSIONAL JUDGMENT, THESE PLANS AND SPECIFICATIONS ARE IN COMPLIANCE WITH 2016 NEW YORK CITY ENERGY CONSERVATION CODE (BY APPLICATION OF ASHRAE-90.1/2013)

37TH FLOOR PLUMBING PLAN
SCALE: 1/4" = 1'-0"

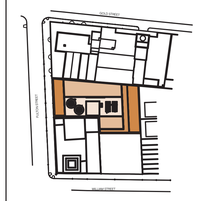

KEY PLAN

NOTES:

Number:	Date:	Revision:
14	09/22/2017	ISSUED TO DOB
13	06/14/2017	100% CO SUBMISSION 3
12	03/31/2017	90% CO SUBMISSION 2
11	01/20/2017	80% CO SUBMISSION 1
10	01/13/2017	REVISED BUY SET
9	01/06/2017	RE-SUBMISSION FOR EN COMMENTS
8	12/22/2016	RE-SUBMISSION FOR EN COMMENTS
7	11/1/2016	CORE & SHELL BUY SET
6	10/07/2016	CORE & SHELL BID SET
5	09/13/2016	PROGRESS SET FOR BUDGETING
4	07/06/2016	HLB FILING SET
3	06/29/2016	100% DD SET
2	05/02/2016	50% DD SET
1	04/11/2016	PRELIMINARY PRICING SET

Project:
130 WILLIAM STREET
130 WILLIAM STREET
NEW YORK, NY 10038

Client:
THE LIGHTSTONE GROUP
130 WILLIAM STREET PROPERTY OWNER LLC
460 PARK AVE, 13TH FLOOR
NEW YORK, NY 10022
(212) 616-9971

Architect:
HILL | WEST ARCHITECTS
11 BROADWAY
17TH FLOOR
NEW YORK, NY 10004
T. 212 213 8007

Creative Director
Adjaye Associates
415 Broadway, 3rd Fl.
New York, NY 10013
(212) 965-8477

Building Structures:
McNamara Salvia
62 West 45th Street, 11th Fl.
New York, NY 10036
(212) 246-9800

MEP Engineer:
Ventrop ECG, LLC
365 W 34th Street, 3rd Fl.
New York, NY 10001
(212) 244-5060

Exterior Facade Consultant:
Gilsanz Murray Steficek, LLP
129 West 27th Street, 5th Fl.
New York, NY 10001
(212) 254-0030

Landscape Architect:
Weintraub Diaz, LLC
19 New Street
Nyack, NY 10960
(845) 353-2500

Civil Engineer & Acoustic Consultant:
AKRF Engineering PC
440 Park Avenue South, 7th Fl.
New York, NY 10016
(646) 388-9829

IT & Security Consultant:
Anj Communications
133 Sunny Ridge Road
Harrison, New York 10528
(914) 967-1967

Pool Consultant:
Integrated Aquatics Engineering, Inc.
75 Shewell Ave
Doylestown, PA 18901
(215) 230-8623

Elevator Consultant:
Jenkins and Huntington
1251 Avenue of the Americas
New York, NY 10020
(212)-696-1818

DOB STAMPS & SIGNATURES:

Clara Gomez
APPROVED
Under Directive 1 of 1975
Date: 11/06/2017
NYC Development Hub

DWG TITLE:
37TH FLOOR
PLUMBING PLAN
NB#121192903

SEAL & SIGNATURE:
STATE OF NEW YORK · WAGDON WOONG · LICENSED PROFESSIONAL ENGINEER · 086187

DATE: 11/19/15
PROJECT #: 2015-527
SCALE: AS NOTED
DWG NO: P-127.00

DEPT OF BLDGS 121192903 Job Number
E3859787W01 Scan Code

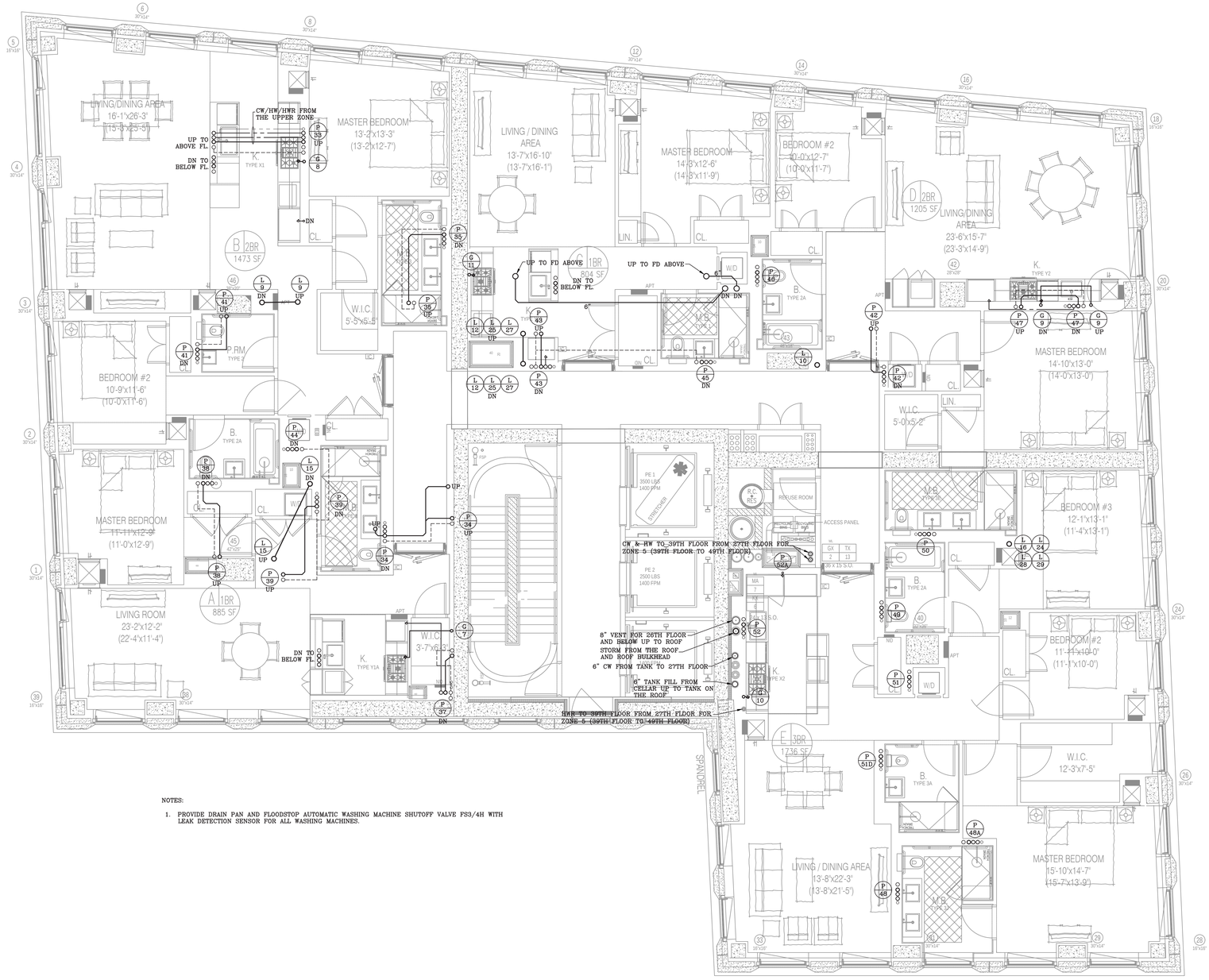

NOTES:

1. PROVIDE DRAIN PAN AND FLOODSTOP AUTOMATIC WASHING MACHINE SHUTOFF VALVE FS3/4H WITH LEAK DETECTION SENSOR FOR ALL WASHING MACHINES.

NOTE: THIS PLAN IS APPROVED ONLY FOR WORK INDICATED ON THE APPLICATION SPECIFICATION SHEET. ALL OTHER MATTERS SHOWN ARE NOT TO BE RELIED UPON OR TO BE CONSIDERED AS EITHER BEING APPROVED OR IN ACCORDANCE WITH APPLICABLE CODES.

NOTE: TO THE BEST OF MY KNOWLEDGE, BELIEF AND PROFESSIONAL JUDGMENT, THESE PLANS AND SPECIFICATIONS ARE IN COMPLIANCE WITH 2016 NEW YORK CITY ENERGY CONSERVATION CODE (BY APPLICATION OF ASHRAE-90.1/2013)

38TH FLOOR PLUMBING PLAN
SCALE: 1/4" = 1'-0"

KEY PLAN

NOTES:

Number:	Date:	Revision:
14	09/22/2017	ISSUED TO DOB
13	06/14/2017	100% CO SUBMISSION 3
12	03/31/2017	90% CO SUBMISSION 2
11	01/20/2017	80% CO SUBMISSION 1
10	01/13/2017	REVISED BUY SET
9	01/06/2017	RE-SUBMISSION FOR EN COMMENTS
8	12/22/2016	RE-SUBMISSION FOR EN COMMENTS
7	11/11/2016	CORE & SHELL BUY SET
6	10/07/2016	CORE & SHELL BID SET
5	09/13/2016	PROGRESS SET FOR BUDGETING
4	07/06/2016	HLB FILING SET
3	06/29/2016	100% DD SET
2	05/02/2016	50% DD SET
1	04/11/2016	PRELIMINARY PRICING SET

Project:
130 WILLIAM STREET
130 WILLIAM STREET
NEW YORK, NY 10038

Client:
THE LIGHTSTONE GROUP
130 WILLIAM STREET PROPERTY OWNER LLC
460 PARK AVE, 13TH FLOOR
NEW YORK, NY 10022
(212) 616-9971

Architect:
HILL | WEST ARCHITECTS
11 BROADWAY
17TH FLOOR
NEW YORK, NY 10004
T. 212 213 8007

Creative Director
Adjaye Associates
415 Broadway, 3rd Fl.
New York, NY 10013
(212) 965-8477

Building Structures:
McNamara Salvia
62 West 45th Street, 11th Fl.
New York, NY 10036
(212) 246-9800

MEP Engineer:
Ventrop ECG, LLC
365 W 34th Street, 3rd Fl.
New York, NY 10001
(212) 244-5060

Exterior Facade Consultant:
Gilsanz Murray Steficek, LLP
129 West 27th Street, 5th Fl.
New York, NY 10001
(212) 254-0030

Landscape Architect:
Weintraub Diaz, LLC
19 New Street
Nyack, NY 10960
(845) 353-2500

Civil Engineer & Acoustic Consultant:
AKRF Engineering PC
440 Park Avenue South, 7th Fl.
New York, NY 10016
(646) 388-9829

IT & Security Consultant:
Anj Communications
133 Sunny Ridge Road
Harrison, New York 10528
(914) 967-1967

Pool Consultant:
Integrated Aquatics Engineering, Inc.
75 Shewell Ave
Doylestown, PA 18901
(215) 230-8623

Elevator Consultant:
Jenkins and Huntington
1251 Avenue of the Americas
New York, NY 10020
(212)-696-1818

DOB STAMPS & SIGNATURES:

Clara Gomez
APPROVED
Under Directive 1 of 1975
Date: 11/06/2017
NYC Development Hub

DWG TITLE:
38TH FLOOR
PLUMBING PLAN
NB#121192903

SEAL & SIGNATURE:
STATE OF NEW YORK · WALDON WONG · LICENSED PROFESSIONAL ENGINEER · 086187

DATE: 11/19/15
PROJECT #: 2015-527
SCALE: AS NOTED
DWG NO: P-128.00

30 OF 62

DEPT OF BLDGS 121192903 Job Number
E397586960US Scan Code

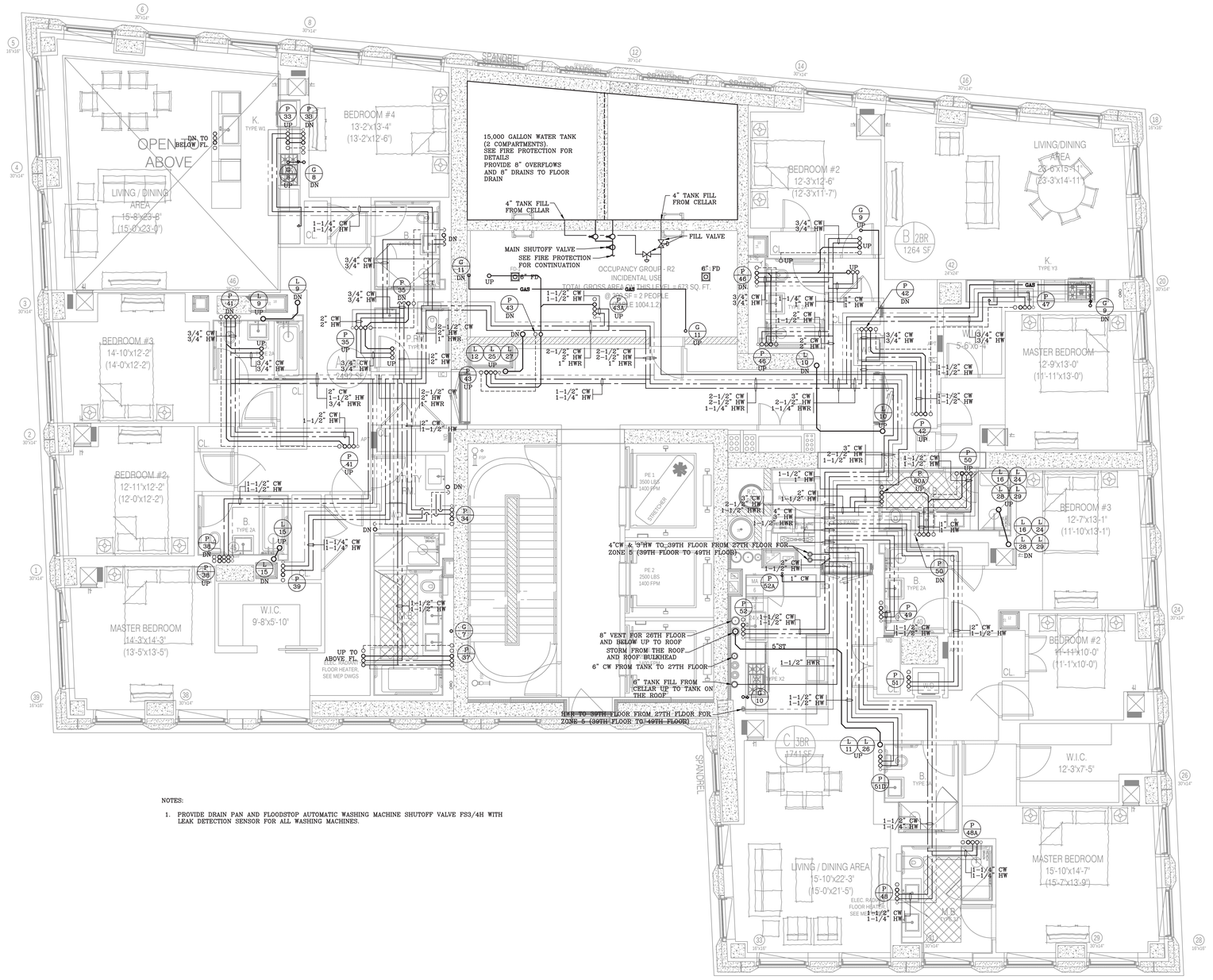

NOTES:

1. PROVIDE DRAIN PAN AND FLOODSTOP AUTOMATIC WASHING MACHINE SHUTOFF VALVE FS3/4H WITH LEAK DETECTION SENSOR FOR ALL WASHING MACHINES.

NOTE: THIS PLAN IS APPROVED ONLY FOR WORK INDICATED ON THE APPLICATION SPECIFICATION SHEET. ALL OTHER MATTERS SHOWN ARE NOT TO BE RELIED UPON OR TO BE CONSIDERED AS EITHER BEING APPROVED OR IN ACCORDANCE WITH APPLICABLE CODES.

NOTE: TO THE BEST OF MY KNOWLEDGE, BELIEF AND PROFESSIONAL JUDGMENT, THESE PLANS AND SPECIFICATIONS ARE IN COMPLIANCE WITH 2016 NEW YORK CITY ENERGY CONSERVATION CODE (BY APPLICATION OF ASHRAE-90.1/2013)

39TH FLOOR PLUMBING PLAN

SCALE: 1/4" = 1'-0"

Clara Gomez
Buildings NY
APPROVED
Under Directive 1 of 1975
Date: 11/06/2017
NYC Development Hub

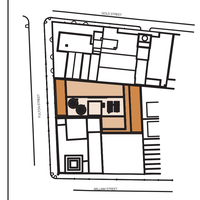

KEY PLAN

NOTES:

Number:	Date:	Revision:
14	09/22/2017	ISSUED TO DOB
13	06/14/2017	100% CD SUBMISSION 3
12	03/31/2017	90% CD SUBMISSION 2
11	01/20/2017	80% CD SUBMISSION 1
10	01/13/2017	REVISED BUY SET
9	01/06/2017	RE-SUBMISSION FOR EN COMMENTS
8	12/22/2016	RE-SUBMISSION FOR EN COMMENTS
7	11/11/2016	CORE & SHELL BUY SET
6	10/07/2016	CORE & SHELL BID SET
5	09/13/2016	PROGRESS SET FOR BUDGETING
4	07/06/2016	HLB FILING SET
3	06/20/2016	100% DD SET
2	05/02/2016	50% DD SET
1	04/11/2016	PRELIMINARY PRICING SET

Project:
130 WILLIAM STREET
130 WILLIAM STREET
NEW YORK, NY 10038

Client:
THE LIGHTSTONE GROUP
130 WILLIAM STREET PROPERTY OWNER LLC
460 PARK AVE, 13TH FLOOR
NEW YORK, NY 10022
(212) 616-9971

Architect:
HILL | WEST ARCHITECTS
11 BROADWAY
17TH FLOOR
NEW YORK, NY 10004
T. 212 213 8007

Creative Director
Adjaye Associates
415 Broadway, 3rd Fl.
New York, NY 10013
(212) 965-8477

Building Structures:
McNamara Salvia
62 West 45th Street, 11th Fl.
New York, NY 10036
(212) 246-9800

MEP Engineer:
Ventrop ECG, LLC
365 W 34th Street, 3rd Fl.
New York, NY 10001
(212) 244-5060

Exterior Facade Consultant:
Gilsanz Murray Steficek, LLP
129 West 27th Street, 5th Fl.
New York, NY 10001
(212) 254-0030

Landscape Architect:
Weintraub Diaz, LLC
19 New Street
Nyack, NY 10960
(845) 353-2500

Civil Engineer & Acoustic Consultant:
AKRF Engineering PC
440 Park Avenue South, 7th Fl.
New York, NY 10016
(646) 388-9829

IT & Security Consultant:
Anj Communications
133 Sunny Ridge Road
Harrison, New York 10528
(914) 967-1967

Pool Consultant:
Integrated Aquatics Engineering, Inc.
75 Shewell Ave
Doylestown, PA 18901
(215) 230-8623

Elevator Consultant:
Jenkins and Huntington
1251 Avenue of the Americas
New York, NY 10020
(212)-696-1818

DOB STAMPS & SIGNATURES:

DWG TITLE:
39TH FLOOR
PLUMBING PLAN
NB#121192903

SEAL & SIGNATURE:
STATE OF NEW YORK · MALCOLM WEST · 090787 · LICENSED PROFESSIONAL ENGINEER

DATE: 11/19/15
PROJECT #: 2015-527
SCALE: AS NOTED
DWG NO: P-129.00

DEPT OF BLDGS 121192903 Job Number
B2017080001S1 Scan Code

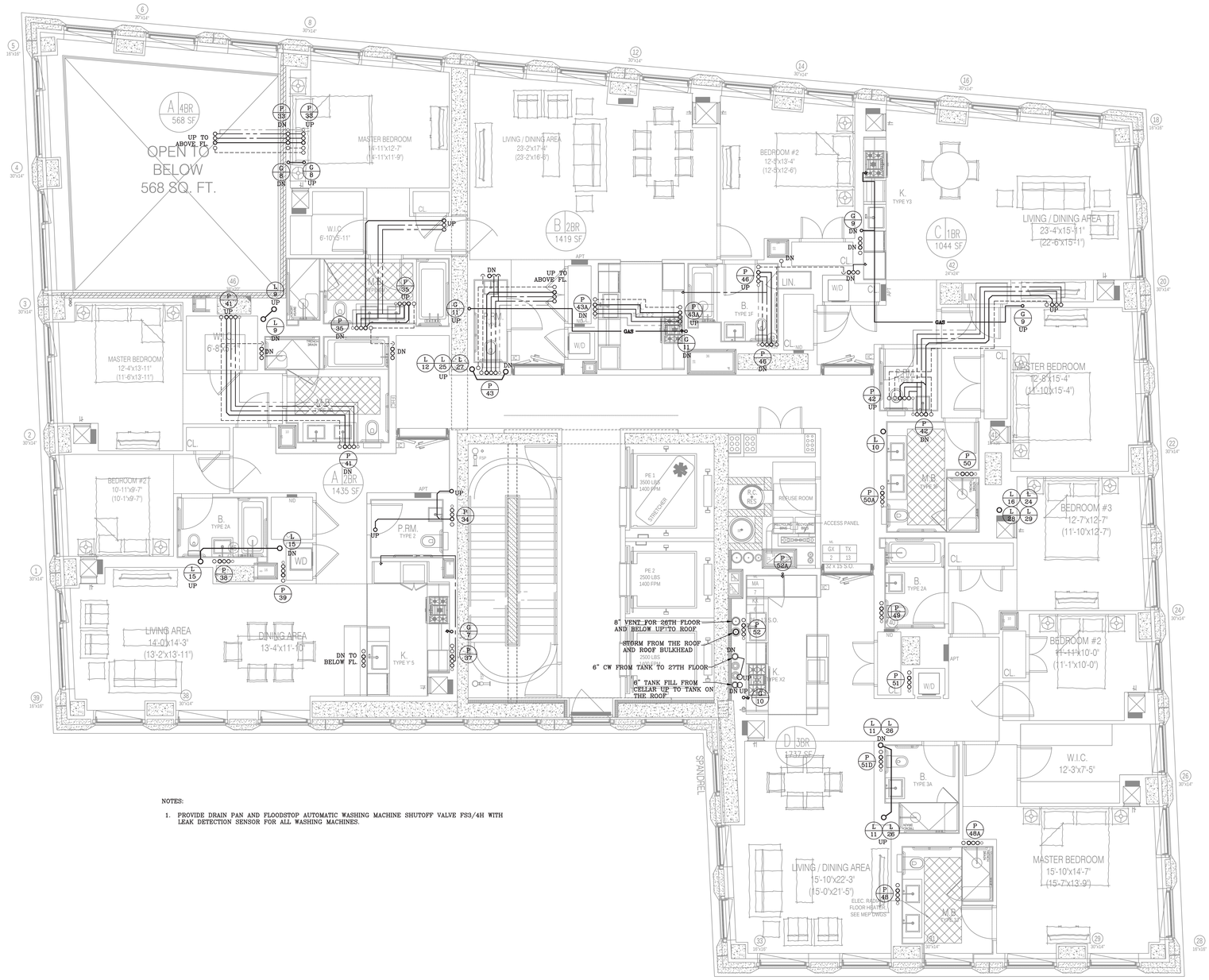

NOTES:

1. PROVIDE DRAIN PAN AND FLOODSTOP AUTOMATIC WASHING MACHINE SHUTOFF VALVE FS3/4H WITH LEAK DETECTION SENSOR FOR ALL WASHING MACHINES.

40TH FLOOR PLUMBING PLAN
SCALE: 1/4" = 1'-0"

NOTE: THIS PLAN IS APPROVED ONLY FOR WORK INDICATED ON THE APPLICATION SPECIFICATION SHEET. ALL OTHER MATTERS SHOWN ARE NOT TO BE RELIED UPON OR TO BE CONSIDERED AS EITHER BEING APPROVED OR IN ACCORDANCE WITH APPLICABLE CODES.

NOTE: TO THE BEST OF MY KNOWLEDGE, BELIEF AND PROFESSIONAL JUDGMENT, THESE PLANS AND SPECIFICATIONS ARE IN COMPLIANCE WITH 2016 NEW YORK CITY ENERGY CONSERVATION CODE (BY APPLICATION OF ASHRAE–90.1/2013)

Clare Gomez
APPROVED
Under Directive 1 of 1975
Date: 11/06/2017
NYC Development Hub

KEY PLAN

NOTES:

Number:	Date:	Revision:
14	09/22/2017	ISSUED TO DOB
13	06/14/2017	100% CD SUBMISSION 3
12	03/31/2017	90% CD SUBMISSION 2
11	01/20/2017	80% CD SUBMISSION 1
10	01/13/2017	REVISED BUY SET
9	01/06/2017	RE-SUBMISSION FOR EN COMMENTS
8	12/22/2016	RE-SUBMISSION FOR EN COMMENTS
7	11/11/2016	CORE & SHELL BUY SET
6	10/07/2016	CORE & SHELL BID SET
5	09/13/2016	PROGRESS SET FOR BUDGETING
4	07/06/2016	HLB FILING SET
3	06/29/2016	100% DD SET
2	05/02/2016	50% DD SET
1	04/11/2016	PRELIMINARY PRICING SET

Project:
130 WILLIAM STREET
130 WILLIAM STREET
NEW YORK, NY 10038

Client:
THE LIGHTSTONE GROUP
130 WILLIAM STREET PROPERTY OWNER LLC
460 PARK AVE, 13TH FLOOR
NEW YORK, NY 10022
(212) 616-9971

Architect:
HILL | WEST ARCHITECTS
11 BROADWAY
17TH FLOOR
NEW YORK, NY 10004
T. 212 213 8007

Creative Director
Adjaye Associates
415 Broadway, 3rd Fl.
New York, NY 10013
(212) 965-8477

Building Structures:
McNamara Salvia
62 West 45th Street, 11th Fl.
New York, NY 10036
(212) 246-9800

MEP Engineer:
Ventrop ECG, LLC
365 W 34th Street, 3rd Fl.
New York, NY 10001
(212) 244-5060

Exterior Facade Consultant:
Gilsanz Murray Steficek, LLP
129 West 27th Street, 5th Fl.
New York, NY 10001
(212) 254-0030

Landscape Architect:
Weintraub Diaz, LLC
19 New Street
Nyack, NY 10960
(845) 353-2500

Civil Engineer & Acoustic Consultant:
AKRF Engineering PC
440 Park Avenue South, 7th Fl.
New York, NY 10016
(646) 388-9829

IT & Security Consultant:
Anj Communications
133 Sunny Ridge Road
Harrison, New York 10528
(914) 967-1967

Pool Consultant:
Integrated Aquatics Engineering, Inc.
79 Sliwell Ave
Doylestown, PA 18901
(215) 230-8623

Elevator Consultant:
Jenkins and Huntington
1251 Avenue of the Americas
New York, NY 10020
(212)-696-1818

DOB STAMPS & SIGNATURES:

DWG TITLE:
40TH FLOOR
PLUMBING PLAN
NB#121192903

SEAL & SIGNATURE:
STATE OF NEW YORK HAOLON WONG LICENSED PROFESSIONAL ENGINEER

DATE: 11/16/15
PROJECT #: 2015-527
SCALE: AS NOTED
DWG NO. P-130.00

DEPT OF BLDGS 421300925 Job Number
ES/007/040/45 Scan Code

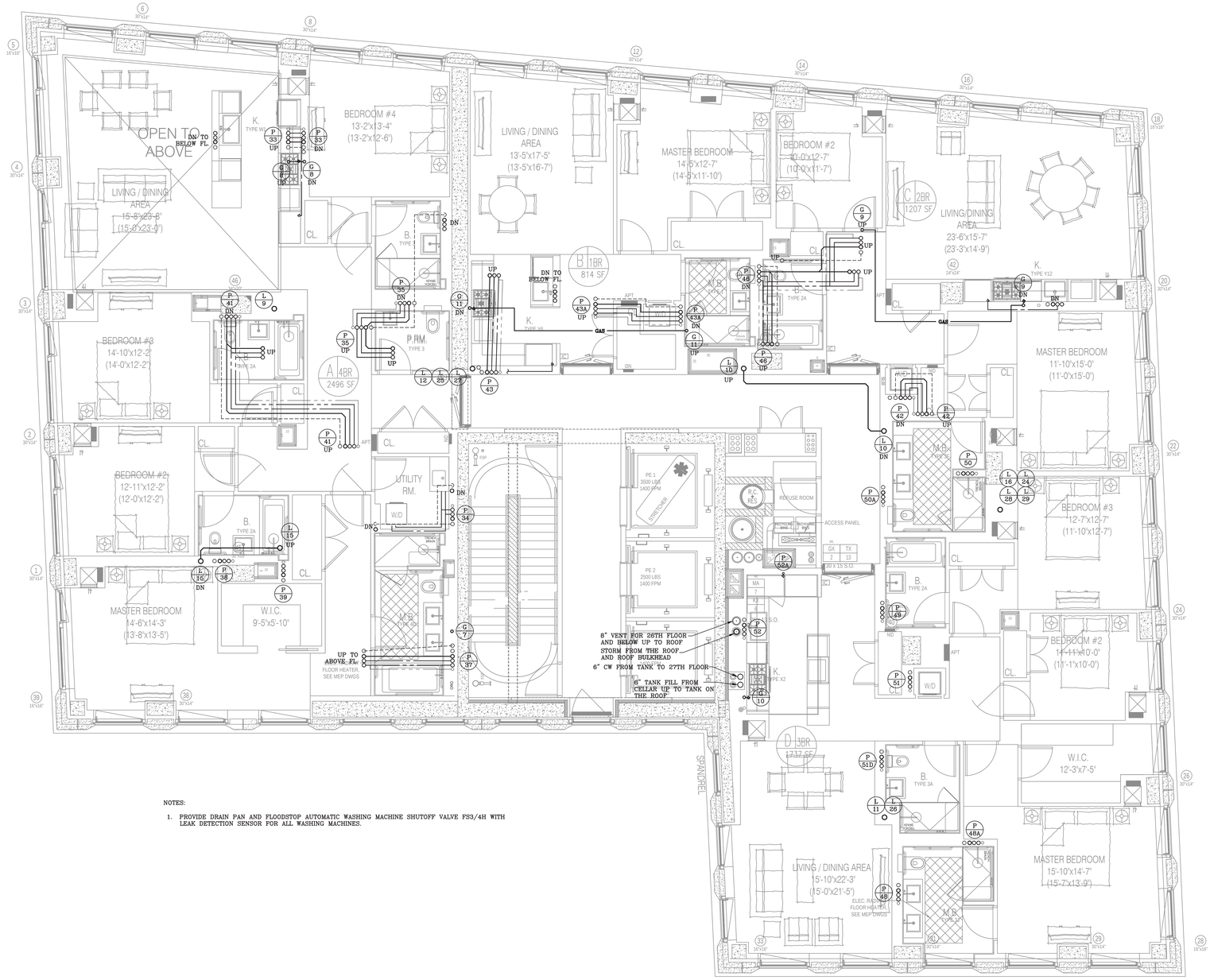

NOTES:

1. PROVIDE DRAIN PAN AND FLOODSTOP AUTOMATIC WASHING MACHINE SHUTOFF VALVE FS3/4H WITH LEAK DETECTION SENSOR FOR ALL WASHING MACHINES.

41ST FLOOR PLUMBING PLAN
SCALE: 1/4" = 1'-0"

NOTE: THIS PLAN IS APPROVED ONLY FOR WORK INDICATED ON THE APPLICATION SPECIFICATION SHEET. ALL OTHER MATTERS SHOWN ARE NOT TO BE RELIED UPON OR TO BE CONSIDERED AS EITHER BEING APPROVED OR IN ACCORDANCE WITH APPLICABLE CODES.

NOTE: TO THE BEST OF MY KNOWLEDGE, BELIEF AND PROFESSIONAL JUDGMENT, THESE PLANS AND SPECIFICATIONS ARE IN COMPLIANCE WITH 2016 NEW YORK CITY ENERGY CONSERVATION CODE (BY APPLICATION OF ASHRAE–90.1/2013)

Clara Gomez
Building Inspector
APPROVED
Under Directive 2 of 1975
Date: 11/06/2017
NYC Development Hub

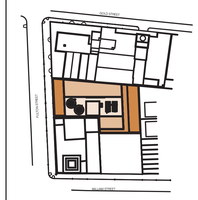

KEY PLAN

NOTES:

Number:	Date:	Revision:
14	09/22/2017	ISSUED TO DOB
13	06/14/2017	100% CO SUBMISSION 3
12	03/31/2017	90% CO SUBMISSION 2
11	01/20/2017	80% CO SUBMISSION 1
10	01/13/2017	REVISED BUY SET
9	01/06/2017	RE-SUBMISSION FOR EN COMMENTS
8	12/22/2016	RE-SUBMISSION FOR EN COMMENTS
7	11/11/2016	CORE & SHELL BUY SET
6	10/07/2016	CORE & SHELL BID SET
5	09/13/2016	PROGRESS SET FOR BUDGETING
4	07/06/2016	HLB FILING SET
3	06/20/2016	100% DD SET
2	05/02/2016	50% DD SET
1	04/11/2016	PRELIMINARY PRICING SET

Project:
130 WILLIAM STREET
130 WILLIAM STREET
NEW YORK, NY 10038

Client:
THE LIGHTSTONE GROUP
130 WILLIAM STREET PROPERTY OWNER LLC
460 PARK AVE, 13TH FLOOR
NEW YORK, NY 10022
(212) 616-9971

Architect:
HILL | WEST ARCHITECTS
11 BROADWAY
17TH FLOOR
NEW YORK, NY 10004
T. 212 213 8007

Creative Director
Adjaye Associates
415 Broadway, 3rd Fl.
New York, NY 10013
(212) 965-8477

Building Structures:
McNamara Salvia
62 West 45th Street, 11th Fl.
New York, NY 10036
(212) 246-9800

MEP Engineer:
Ventrop ECG, LLC
355 W 34th Street, 3rd Fl.
New York, NY 10001
(212) 244-5060

Exterior Facade Consultant:
Gilsanz Murray Steficek, LLP
129 West 27th Street, 5th Fl.
New York, NY 10001
(212) 254-0030

Landscape Architect:
Weintraub Diaz, LLC
19 New Street
Nyack, NY 10960
(845) 353-2500

Civil Engineer & Acoustic Consultant:
AKRF Engineering PC
440 Park Avenue South, 7th Fl.
New York, NY 10016
(646) 388-9829

IT & Security Consultant:
Anj Communications
133 Sunny Ridge Road
Harrison, New York 10528
(914) 967-1967

Pool Consultant:
Integrated Aquatics Engineering, Inc.
75 Shewell Ave
Doylestown, PA 18901
(215) 230-8623

Elevator Consultant:
Jenkins and Huntington
1251 Avenue of the Americas
New York, NY 10020
(212) 696-1818

DOB STAMPS & SIGNATURES:

DWG TITLE:
41ST FLOOR
PLUMBING PLAN
NB#121192903

SEAL & SIGNATURE:
STATE OF NEW YORK · WILSON WONG · LICENSED PROFESSIONAL ENGINEER · 088197

DATE: 11/19/15
PROJECT #: 2015-527
SCALE: AS NOTED
DWG NO: P-131.00

DEPT OF BLDGS 121192903 Job Number
B2015S0344.01 Scan Code

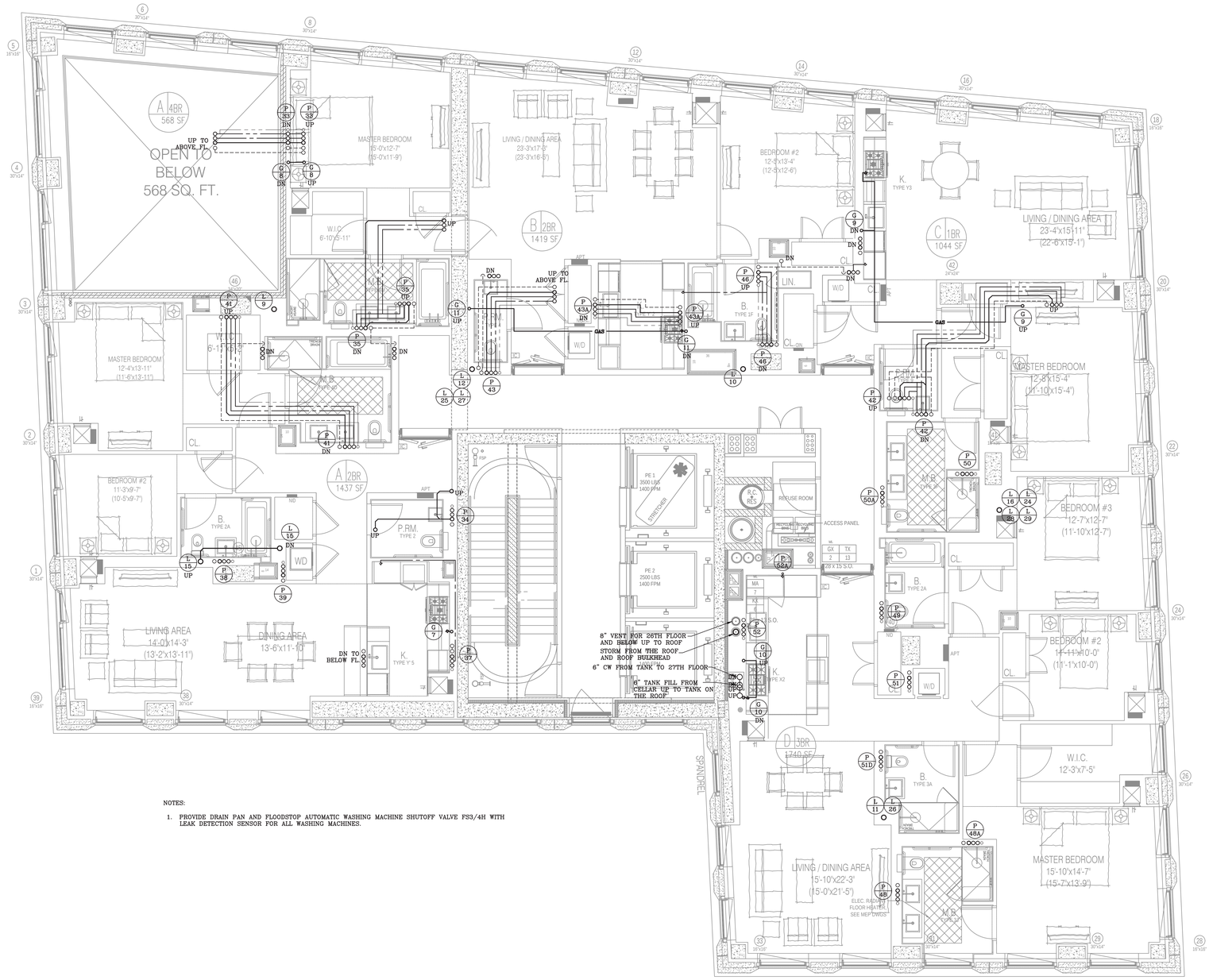

NOTES:

1. PROVIDE DRAIN PAN AND FLOODSTOP AUTOMATIC WASHING MACHINE SHUTOFF VALVE FS3/4H WITH LEAK DETECTION SENSOR FOR ALL WASHING MACHINES.

NOTE: THIS PLAN IS APPROVED ONLY FOR WORK INDICATED ON THE APPLICATION SPECIFICATION SHEET. ALL OTHER MATTERS SHOWN ARE NOT TO BE RELIED UPON OR TO BE CONSIDERED AS EITHER BEING APPROVED OR IN ACCORDANCE WITH APPLICABLE CODES.

NOTE: TO THE BEST OF MY KNOWLEDGE, BELIEF AND PROFESSIONAL JUDGMENT, THESE PLANS AND SPECIFICATIONS ARE IN COMPLIANCE WITH 2016 NEW YORK CITY ENERGY CONSERVATION CODE (BY APPLICATION OF ASHRAE–90.1/2013)

42ND FLOOR PLUMBING PLAN
SCALE: 1/4" = 1'-0"

Clare Gomez
APPROVED
Under Directive 1 of 1975
Date: 11/16/2017
NYC Development Hub

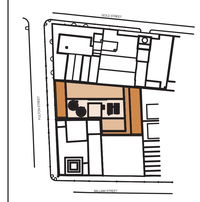

KEY PLAN

NOTES:

Number:	Date:	Revision:
14	09/22/2017	ISSUED TO DOB
13	06/14/2017	100% CD SUBMISSION 3
12	03/31/2017	90% CD SUBMISSION 2
11	01/20/2017	80% CD SUBMISSION 1
10	01/13/2017	REVISED BUY SET
9	01/06/2017	RE-SUBMISSION FOR EN COMMENTS
8	12/22/2016	RE-SUBMISSION FOR EN COMMENTS
7	11/11/2016	CORE & SHELL BUY SET
6	10/07/2016	CORE & SHELL BID SET
5	09/13/2016	PROGRESS SET FOR BUDGETING
4	07/06/2016	HLB FILING SET
3	06/29/2016	100% DD SET
2	05/02/2016	50% DD SET
1	04/11/2016	PRELIMINARY PRICING SET

Project:
130 WILLIAM STREET
130 WILLIAM STREET
NEW YORK, NY 10038

Client:
THE LIGHTSTONE GROUP
130 WILLIAM STREET PROPERTY OWNER LLC
460 PARK AVE, 13TH FLOOR
NEW YORK, NY 10022
(212) 616-9971

Architect:
HILL | WEST ARCHITECTS
11 BROADWAY
17TH FLOOR
NEW YORK, NY 10004
T. 212 213 8007

Creative Director
Adjaye Associates
415 Broadway, 3rd Fl.
New York, NY 10013
(212) 965-8477

Building Structures:
McNamara Salvia
62 West 45th Street, 11th Fl.
New York, NY 10036
(212) 246-9800

MEP Engineer:
Ventrop ECG, LLC
365 W 34th Street, 3rd Fl.
New York, NY 10001
(212) 244-5060

Exterior Facade Consultant:
Gilsanz Murray Steficek, LLP
129 West 27th Street, 5th Fl.
New York, NY 10001
(212) 254-0030

Landscape Architect:
Weintraub Diaz, LLC
19 New Street
Nyack, NY 10960
(845) 353-2500

Civil Engineer & Acoustic Consultant:
AKRF Engineering PC
440 Park Avenue South, 7th Fl.
New York, NY 10016
(646) 388-9829

IT & Security Consultant:
Anj Communications
133 Sunny Ridge Road
Harrison, New York 10528
(914) 967-1967

Pool Consultant:
Integrated Aquatics Engineering, Inc.
79 Sliwell Ave
Doylestown, PA 18901
(215) 230-8623

Elevator Consultant:
Jenkins and Huntington
1251 Avenue of the Americas
New York, NY 10020
(212)-696-1818

DOB STAMPS & SIGNATURES:

DWG TITLE:
42ND FLOOR
PLUMBING PLAN
NB#121192903

SEAL & SIGNATURE:
STATE OF NEW YORK HAOLON WONG 090787 LICENSED PROFESSIONAL ENGINEER

DATE: 11/16/15
PROJECT #: 2015-527
SCALE: AS NOTED
DWG NO. P-132.00

34 OF 62

DEPT OF BLDGS 121192903 Job Number
B52065137A0 Scan Code

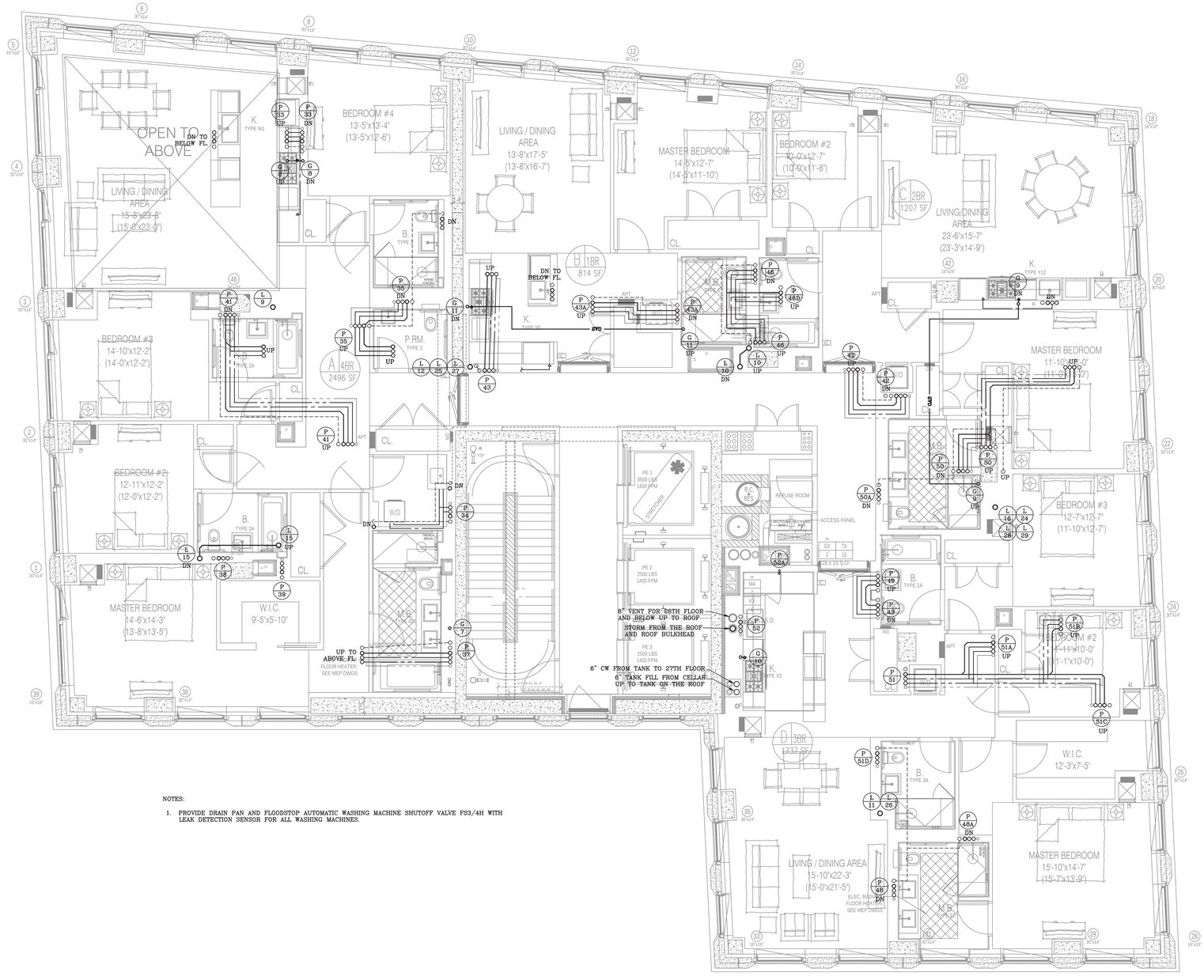

NOTES:

1. PROVIDE DRAIN PAN AND FLOODSTOP AUTOMATIC WASHING MACHINE SHUTOFF VALVE FS3/4H WITH LEAK DETECTION SENSOR FOR ALL WASHING MACHINES.

NOTE: THIS PLAN IS APPROVED ONLY FOR WORK INDICATED ON THE APPLICATION SPECIFICATION SHEET. ALL OTHER MATTERS SHOWN ARE NOT TO BE RELIED UPON OR TO BE CONSIDERED AS EITHER BEING APPROVED OR IN ACCORDANCE WITH APPLICABLE CODES.

NOTE: TO THE BEST OF MY KNOWLEDGE, BELIEF AND PROFESSIONAL JUDGMENT, THESE PLANS AND SPECIFICATIONS ARE IN COMPLIANCE WITH 2016 NEW YORK CITY ENERGY CONSERVATION CODE (BY APPLICATION OF ASHRAE-90.1/2013)

43RD FLOOR PLUMBING PLAN
SCALE: 1/4" = 1'-0"

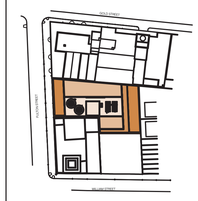

KEY PLAN

NOTES:

Number:	Date:	Revision:
14	09/22/2017	ISSUED TO DOB
13	06/14/2017	100% CD SUBMISSION 3
12	03/31/2017	90% CD SUBMISSION 2
11	01/20/2017	80% CD SUBMISSION 1
10	01/13/2017	REVISED BUY SET
9	01/06/2017	RE-SUBMISSION FOR EN COMMENTS
8	12/22/2016	RE-SUBMISSION FOR EN COMMENTS
7	11/11/2016	CORE & SHELL BUY SET
6	10/07/2016	CORE & SHELL BID SET
5	09/13/2016	PROGRESS SET FOR BUDGETING
4	07/06/2016	HLB FILING SET
3	06/29/2016	100% DD SET
2	05/02/2016	50% DD SET
1	04/11/2016	PRELIMINARY PRICING SET

Project:
130 WILLIAM STREET
130 WILLIAM STREET
NEW YORK, NY 10038

Client:
THE LIGHTSTONE GROUP
130 WILLIAM STREET PROPERTY OWNER LLC
460 PARK AVE, 13TH FLOOR
NEW YORK, NY 10022
(212) 616-9971

Architect:
HILL | WEST ARCHITECTS
11 BROADWAY
17TH FLOOR
NEW YORK, NY 10004
T. 212 213 8007

Creative Director
Adjaye Associates
415 Broadway, 3rd Fl.
New York, NY 10013
(212) 965-8477

Building Structures:
McNamara Salvia
62 West 45th Street, 11th Fl.
New York, NY 10036
(212) 246-9800

MEP Engineer:
Ventrop ECG, LLC
365 W 34th Street, 3rd Fl.
New York, NY 10001
(212) 244-5060

Exterior Facade Consultant:
Gilsanz Murray Steficek, LLP
129 West 27th Street, 5th Fl.
New York, NY 10001
(212) 254-0030

Landscape Architect:
Weintraub Diaz, LLC
19 New Street
Nyack, NY 10960
(845) 353-2500

Civil Engineer & Acoustic Consultant:
AKRF Engineering PC
440 Park Avenue South, 7th Fl.
New York, NY 10016
(646) 388-9829

IT & Security Consultant:
Anj Communications
132 Sunny Ridge Road
Harrison, New York 10528
(914) 967-1967

Pool Consultant:
Integrated Aquatics Engineering, Inc.
75 Shewell Ave
Doylestown, PA 18901
(215) 230-8623

Elevator Consultant:
Jenkins and Huntington
1251 Avenue of the Americas
New York, NY 10020
(212)-696-1818

DOB STAMPS & SIGNATURES:

Clare Gomez
Buildings
APPROVED
Under Directive 1 of 1975
Date: 11/06/2017
NYC Development Hub

DWG TITLE:
43RD FLOOR
PLUMBING PLAN
NB#121192903

SEAL & SIGNATURE:
STATE OF NEW YORK · SHELDON WONG · LICENSED PROFESSIONAL ENGINEER · 084187

DATE: 11/19/15
PROJECT #: 2015-527
SCALE: AS NOTED
DWG NO: P-133.00

DEPT OF BLDGS 121192903 Job Number
E1510052390 Scan Code

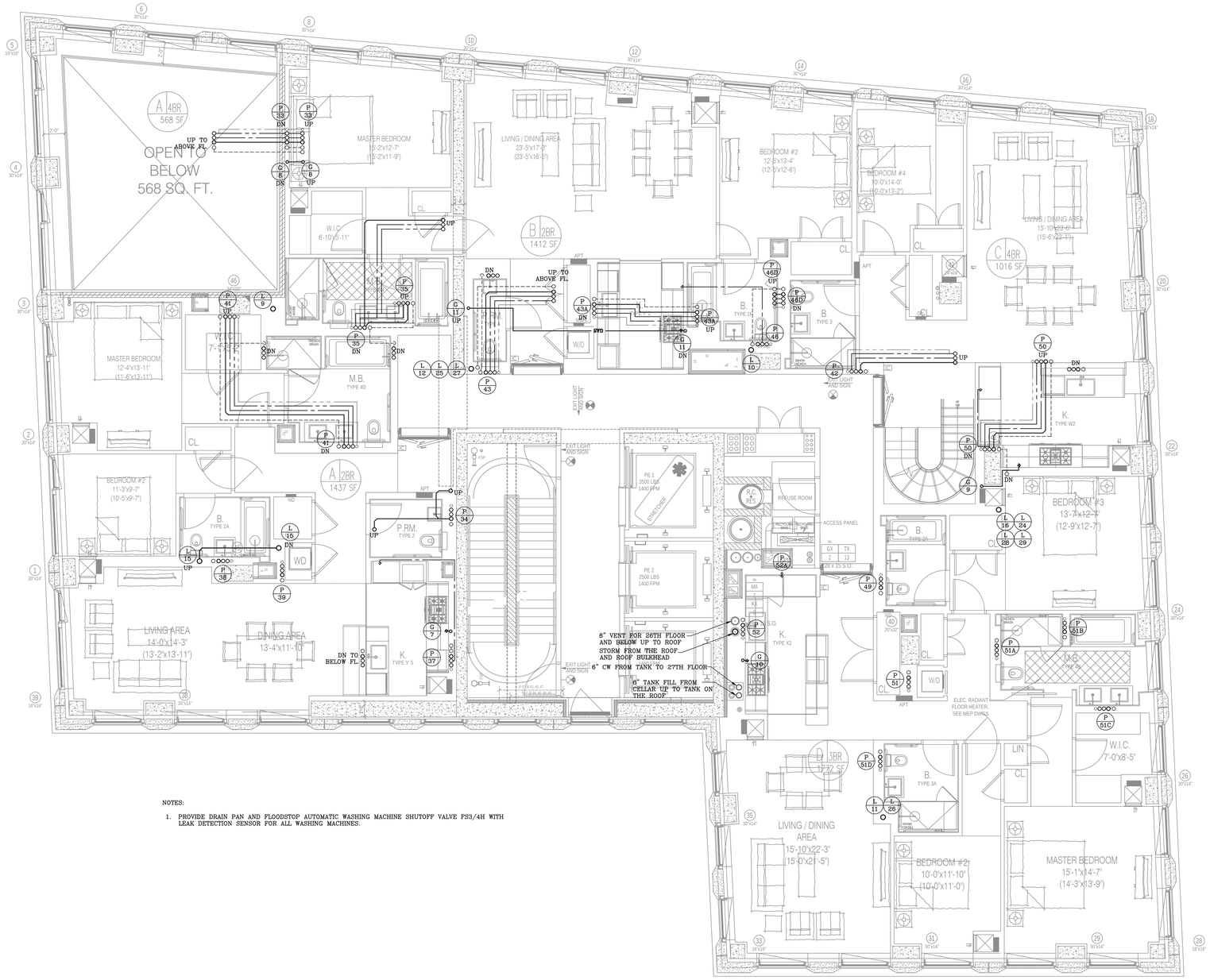

NOTES:

1. PROVIDE DRAIN PAN AND FLOODSTOP AUTOMATIC WASHING MACHINE SHUTOFF VALVE FS3/4H WITH LEAK DETECTION SENSOR FOR ALL WASHING MACHINES.

44TH FLOOR PLUMBING PLAN
SCALE: 1/4" = 1'-0"

NOTE: THIS PLAN IS APPROVED ONLY FOR WORK INDICATED ON THE APPLICATION SPECIFICATION SHEET. ALL OTHER MATTERS SHOWN ARE NOT TO BE RELIED UPON OR TO BE CONSIDERED AS EITHER BEING APPROVED OR IN ACCORDANCE WITH APPLICABLE CODES.

NOTE: TO THE BEST OF MY KNOWLEDGE, BELIEF AND PROFESSIONAL JUDGMENT, THESE PLANS AND SPECIFICATIONS ARE IN COMPLIANCE WITH 2016 NEW YORK CITY ENERGY CONSERVATION CODE (BY APPLICATION OF ASHRAE-90.1/2013)

KEY PLAN

NOTES:

14	09/22/2017	ISSUED TO DOB
13	06/14/2017	100% CD SUBMISSION 3
12	03/31/2017	90% CD SUBMISSION 2
11	01/20/2017	80% CD SUBMISSION 1
10	01/13/2017	REVISED BLY SET
9	01/06/2017	RE-SUBMISSION FOR EN COMMENTS
8	12/22/2016	RE-SUBMISSION FOR EN COMMENTS
7	11/11/2016	CORE & SHELL BLY SET
6	10/07/2016	CORE & SHELL BID SET
5	09/15/2016	PROGRESS SET FOR BUDGETING
4	07/06/2016	HUB FILING SET
3	06/20/2016	100% DD SET
2	05/02/2016	50% DD SET
1	04/11/2016	PRELIMINARY PRICING SET

Number: Date: Revision:

Project:
130 WILLIAM STREET
130 WILLIAM STREET
NEW YORK, NY 10038

Client:
THE LIGHTSTONE GROUP
130 WILLIAM STREET PROPERTY OWNER LLC
460 PARK AVE. 13TH FLOOR
NEW YORK, NY 10022
(212) 616-9971

Architect:
HILL | WEST ARCHITECTS
11 BROADWAY
17TH FLOOR
NEW YORK, NY 10004
T. 212 213 8007

Creative Director
Adjaye Associates
415 Broadway, 3rd Fl.
New York, NY 10013
(212) 965-8477

Building Structures:
McNamara Salvia
62 West 45th Street, 11th Fl.
New York, NY 10036
(212) 246-9800

MEP Engineer:
Ventrop ECG, LLC
365 W 34th Street, 3rd Fl.
New York, NY 10001
(212) 244-5060

Exterior Facade Consultant:
Gilsanz Murray Steficek, LLP
129 West 27th Street, 5th Fl.
New York, NY 10001
(212) 254-0030

Lanscape Architect:
Weintraub Diaz, LLC
19 New Street
Nyack, NY 10960
(845) 353-2500

Civil Engineer & Acoustic Consultant:
AKRF Engineering PC
440 Park Avenue South, 7th Fl.
New York, NY 10016
(646) 388-9829

IT & Security Consultant:
Anj Communications
133 Sunny Ridge Road
Harrison, New York 10528
(914) 967-1967

Pool Consultant:
Integrated Aquatics Engineering, Inc.
75 Shewell Ave
Doylestown, PA 18901
(215) 230-8623

Elevator Consultant:
Jenkins and Huntington
1251 Avenue of the Americas
New York, NY 10020
(212)-696-1818

DOB STAMPS & SIGNATURES:

Clara Gomez
APPROVED
Under Directive 1 of 1975
Date: 11/06/2017
NYC Development Hub

DWG TITLE:
44TH FLOOR
PLUMBING PLAN

NB#121192903

SEAL & SIGNATURE:
STATE OF NEW YORK · WAIDON WONG · 086187 · LICENSED PROFESSIONAL ENGINEER

DATE: 11/19/15
PROJECT #: 2015-527
SCALE: AS NOTED
DWG NO. P-134.00

36 OF 62

DEPT OF BLDGS 121192903 Job Number
E5420710065 Scan Code

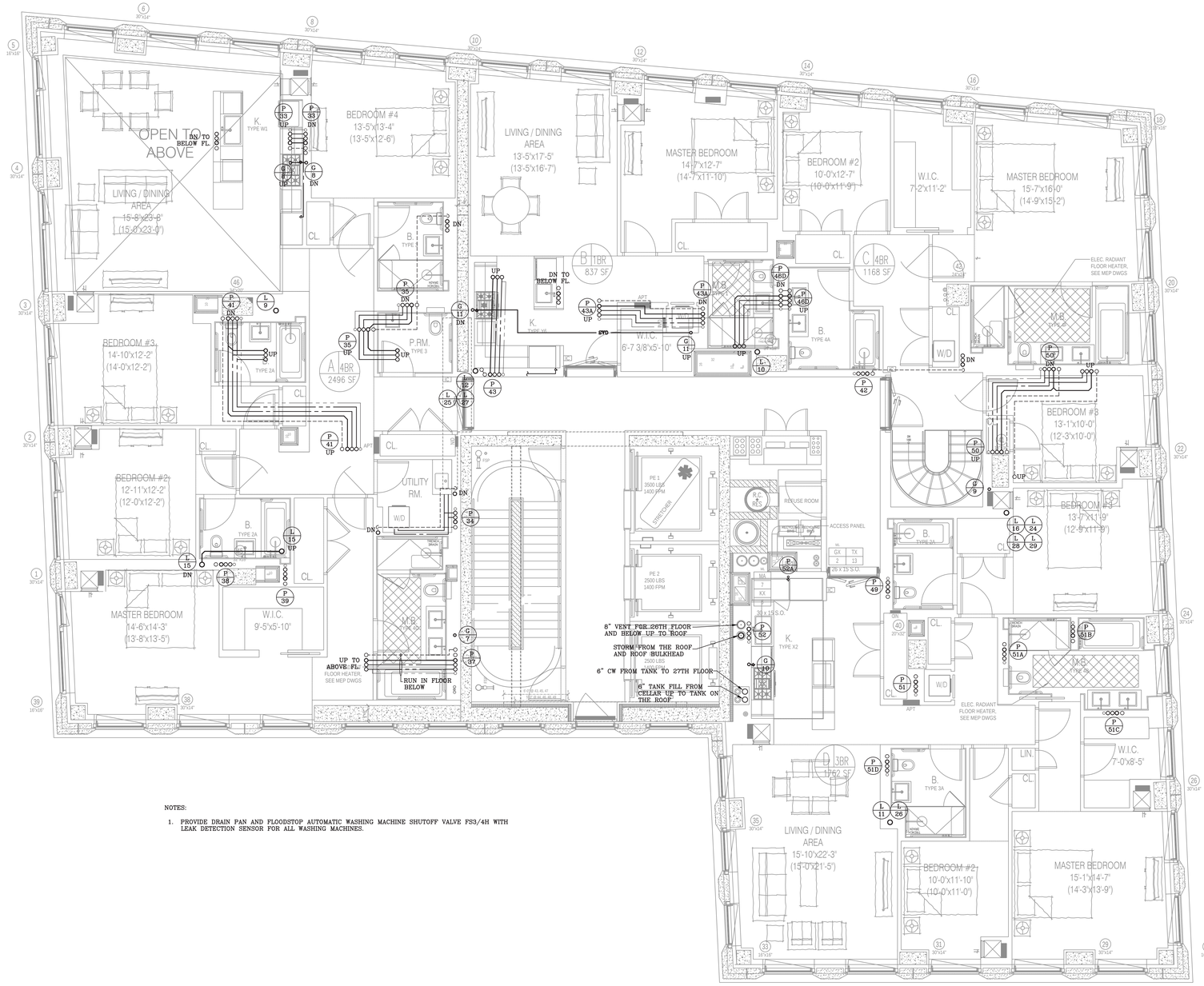

NOTES:

1. PROVIDE DRAIN PAN AND FLOODSTOP AUTOMATIC WASHING MACHINE SHUTOFF VALVE FS3/4H WITH LEAK DETECTION SENSOR FOR ALL WASHING MACHINES.

NOTE: THIS PLAN IS APPROVED ONLY FOR WORK INDICATED ON THE APPLICATION SPECIFICATION SHEET. ALL OTHER MATTERS SHOWN ARE NOT TO BE RELIED UPON OR TO BE CONSIDERED AS EITHER BEING APPROVED OR IN ACCORDANCE WITH APPLICABLE CODES.

NOTE: TO THE BEST OF MY KNOWLEDGE, BELIEF AND PROFESSIONAL JUDGMENT, THESE PLANS AND SPECIFICATIONS ARE IN COMPLIANCE WITH 2016 NEW YORK CITY ENERGY CONSERVATION CODE (BY APPLICATION OF ASHRAE-90.1/2013)

TYPICAL 45TH AND 47TH FLOOR PLUMBING PLAN
SCALE: 1/4" = 1'-0"

ClaraGomez
APPROVED
Under Directive 1 of 1975
Date: 11/06/2017
NYC Development Hub

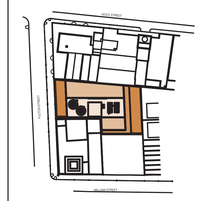

KEY PLAN

NOTES:

Number:	Date:	Revision:
14	09/22/2017	ISSUED TO DOB
13	06/14/2017	100% CO SUBMISSION 3
12	03/31/2017	90% CO SUBMISSION 2
11	01/20/2017	80% CO SUBMISSION 1
10	01/13/2017	REVISED BUY SET
9	01/06/2017	RE-SUBMISSION FOR EN COMMENTS
8	12/22/2016	RE-SUBMISSION FOR EN COMMENTS
7	11/11/2016	CORE & SHELL BUY SET
6	10/07/2016	CORE & SHELL BID SET
5	09/13/2016	PROGRESS SET FOR BUDGETING
4	07/06/2016	HLB FILING SET
3	06/29/2016	100% DD SET
2	05/02/2016	50% DD SET
1	04/11/2016	PRELIMINARY PRICING SET

Project:
130 WILLIAM STREET
130 WILLIAM STREET
NEW YORK, NY 10038

Client:
THE LIGHTSTONE GROUP
130 WILLIAM STREET PROPERTY OWNER LLC
460 PARK AVE, 13TH FLOOR
NEW YORK, NY 10022
(212) 616-9971

Architect:
HILL | WEST ARCHITECTS
11 BROADWAY
17TH FLOOR
NEW YORK, NY 10004
T. 212 213 8007

Creative Director
Adjaye Associates
415 Broadway, 3rd Fl.
New York, NY 10013
(212) 965-8477

Building Structures:
McNamara Salvia
62 West 45th Street, 11th Fl.
New York, NY 10036
(212) 246-9800

MEP Engineer:
Ventrop ECG, LLC
365 W 34th Street, 3rd Fl.
New York, NY 10001
(212) 244-5060

Exterior Facade Consultant:
Gilsanz Murray Steficek, LLP
129 West 27th Street, 5th Fl.
New York, NY 10001
(212) 254-0030

Landscape Architect:
Weintraub Diaz, LLC
19 New Street
Nyack, NY 10960
(845) 353-2500

Civil Engineer & Apparatus Consultant:
AKRF Engineering PC
440 Park Avenue South, 7th Fl.
New York, NY 10016
(646) 388-9829

IT & Security Consultant:
Anj Communications
133 Sunny Ridge Road
Harrison, New York 10528
(914) 967-1967

Pool Consultant:
Integrated Aquatics Engineering, Inc.
75 Shewell Ave
Doylestown, PA 18901
(215) 230-8623

Elevator Consultant:
Jenkins and Huntington
1251 Avenue of the Americas
New York, NY 10020
(212)-696-1818

DOB STAMPS & SIGNATURES:

DWG TITLE:
TYPICAL 45TH AND 47TH
PLUMBING PLAN

NB#121192903

SEAL & SIGNATURE:
STATE OF NEW YORK HAROLDON WONG LICENSED PROFESSIONAL ENGINEER 086187

DATE: 11/19/15
PROJECT #: 2015-527
SCALE: AS NOTED
P-135.00
DWG NO.

DEPT OF BLDGS 121192903 Job Number
B1500539360 Scan Code

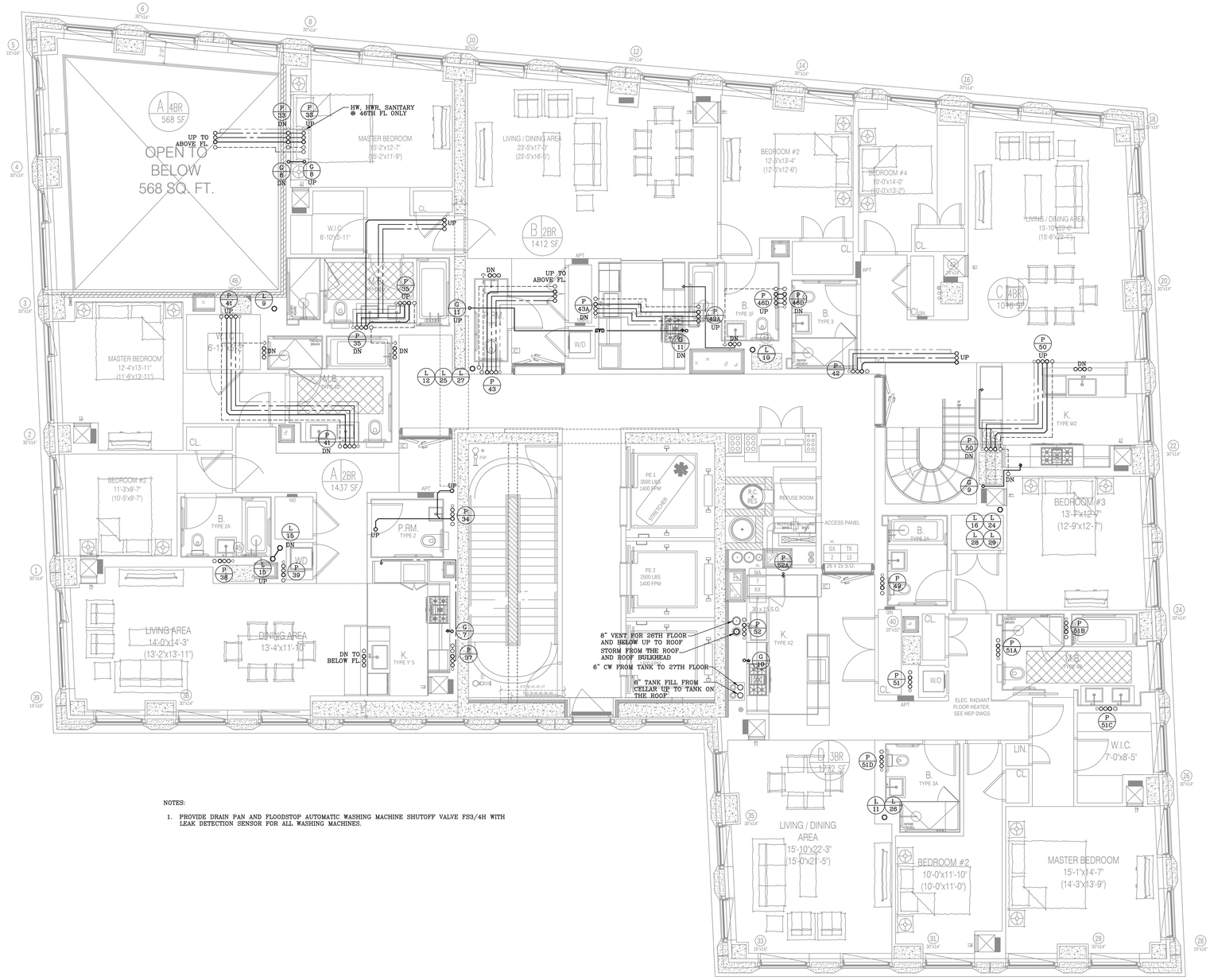

NOTES:

1. PROVIDE DRAIN PAN AND FLOODSTOP AUTOMATIC WASHING MACHINE SHUTOFF VALVE FS3/4H WITH LEAK DETECTION SENSOR FOR ALL WASHING MACHINES.

NOTE: THIS PLAN IS APPROVED ONLY FOR WORK INDICATED ON THE APPLICATION SPECIFICATION SHEET. ALL OTHER MATTERS SHOWN ARE NOT TO BE RELIED UPON OR TO BE CONSIDERED AS EITHER BEING APPROVED OR IN ACCORDANCE WITH APPLICABLE CODES.

NOTE: TO THE BEST OF MY KNOWLEDGE, BELIEF AND PROFESSIONAL JUDGMENT, THESE PLANS AND SPECIFICATIONS ARE IN COMPLIANCE WITH 2016 NEW YORK CITY ENERGY CONSERVATION CODE (BY APPLICATION OF ASHRAE-90.1/2013)

TYPICAL 46TH AND 48TH FLOOR PLUMBING PLAN
SCALE: 1/4" = 1'-0"

KEY PLAN

NOTES:

Number:	Date:	Revision:
14	09/22/2017	ISSUED TO DOB
13	06/14/2017	100% CD SUBMISSION 3
12	03/31/2017	90% CD SUBMISSION 2
11	01/20/2017	80% CD SUBMISSION 1
10	01/13/2017	REVISED BUY SET
9	01/06/2017	RE-SUBMISSION FOR EN COMMENTS
8	12/22/2016	RE-SUBMISSION FOR EN COMMENTS
7	11/11/2016	CORE & SHELL BUY SET
6	10/07/2016	CORE & SHELL BID SET
5	09/13/2016	PROGRESS SET FOR BUDGETING
4	07/06/2016	HLB FILING SET
3	06/29/2016	100% DD SET
2	05/02/2016	50% DD SET
1	04/11/2016	PRELIMINARY PRICING SET

Project:
130 WILLIAM STREET
130 WILLIAM STREET
NEW YORK, NY 10038

Client:
THE LIGHTSTONE GROUP
130 WILLIAM STREET PROPERTY OWNER LLC
460 PARK AVE, 13TH FLOOR
NEW YORK, NY 10022
(212) 616-9971

Architect:
HILL | WEST ARCHITECTS
11 BROADWAY
17TH FLOOR
NEW YORK, NY 10004
T. 212 213 8007

Creative Director
Adjaye Associates
415 Broadway, 3rd Fl.
New York, NY 10013
(212) 965-8477

Building Structures:
McNamara Salvia
62 West 45th Street, 11th Fl.
New York, NY 10036
(212) 246-9800

MEP Engineer:
Ventrop ECG, LLC
365 W 34th Street, 3rd Fl.
New York, NY 10001
(212) 244-5060

Exterior Facade Consultant:
Gilsanz Murray Steficek, LLP
129 West 27th Street, 5th Fl.
New York, NY 10001
(212) 254-0030

Landscape Architect:
Weintraub Diaz, LLC
19 New Street
Nyack, NY 10960
(845) 353-2500

Civil Engineer & Acoustic Consultant:
AKRF Engineering PC
440 Park Avenue South, 7th Fl.
New York, NY 10016
(646) 388-9829

IT & Security Consultant:
Anj Communications
133 Sunny Ridge Road
Harrison, New York 10528
(914) 967-1967

Pool Consultant:
Integrated Aquatics Engineering, Inc.
75 Shewell Ave
Doylestown, PA 18901
(215) 230-8623

Elevator Consultant:
Jenkins and Huntington
1251 Avenue of the Americas
New York, NY 10020
(212)-696-1818

DOB STAMPS & SIGNATURES:

Clare Gomez
APPROVED
Under Directive 1 of 1975
Date: 11/16/2017
NYC Development Hub

DWG TITLE:
TYPICAL 46TH AND 48TH FLOOR
PLUMBING PLAN

NB#121192903

SEAL & SIGNATURE:
STATE OF NEW YORK — HALOON WONG — 086183 — LICENSED PROFESSIONAL ENGINEER

DATE: 11/19/15
PROJECT #: 2015-527
SCALE: AS NOTED
DWG NO: P-136.00

DEPT OF BLDGS 121192903 Job Number
E530561967 09 Scan Code

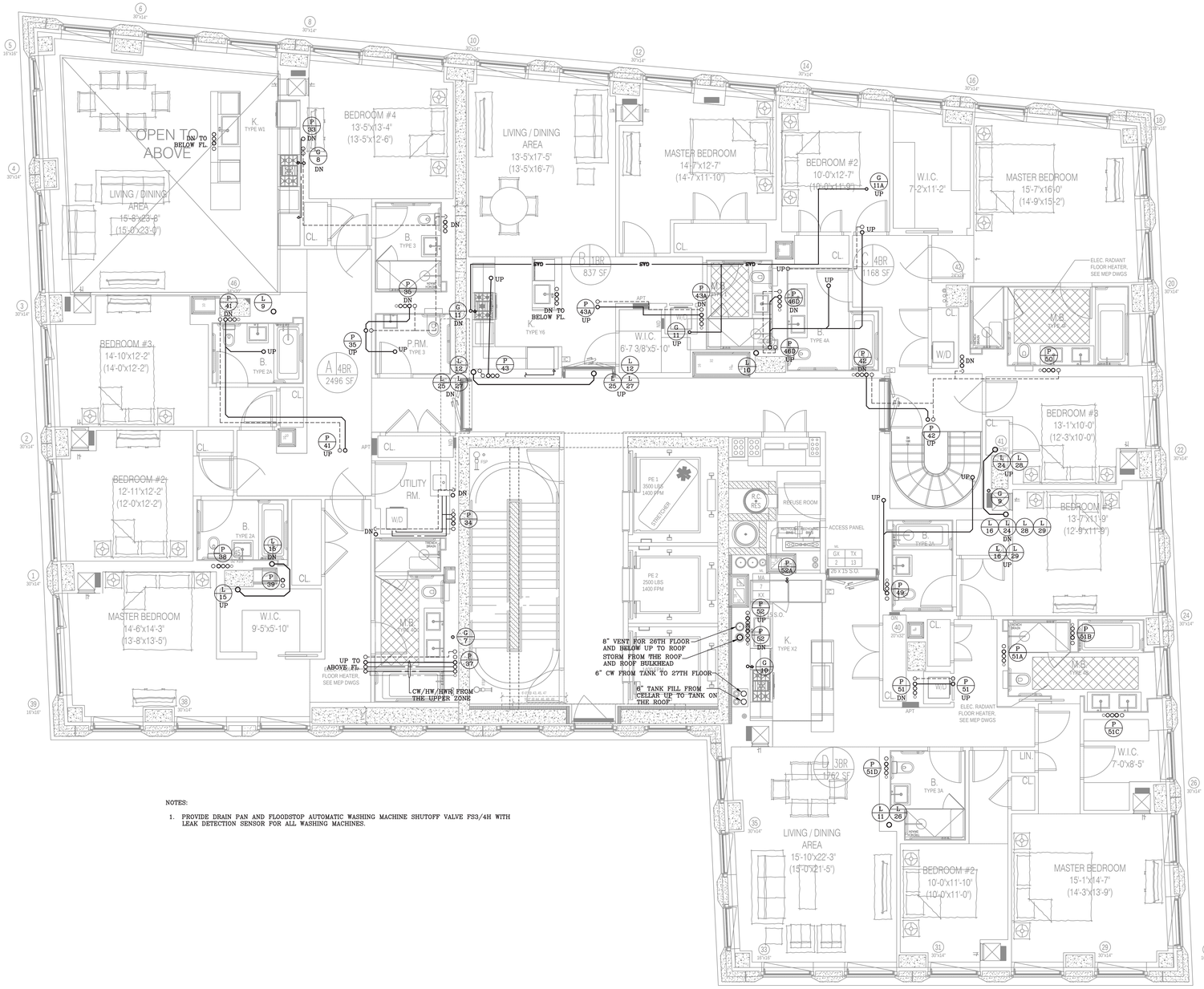

NOTES:

1. PROVIDE DRAIN PAN AND FLOODSTOP AUTOMATIC WASHING MACHINE SHUTOFF VALVE FS3/4H WITH LEAK DETECTION SENSOR FOR ALL WASHING MACHINES.

NOTE: THIS PLAN IS APPROVED ONLY FOR WORK INDICATED ON THE APPLICATION SPECIFICATION SHEET. ALL OTHER MATTERS SHOWN ARE NOT TO BE RELIED UPON OR TO BE CONSIDERED AS EITHER BEING APPROVED OR IN ACCORDANCE WITH APPLICABLE CODES.

NOTE: TO THE BEST OF MY KNOWLEDGE, BELIEF AND PROFESSIONAL JUDGMENT, THESE PLANS AND SPECIFICATIONS ARE IN COMPLIANCE WITH 2016 NEW YORK CITY ENERGY CONSERVATION CODE (BY APPLICATION OF ASHRAE-90.1/2013)

49TH FLOOR PLUMBING PLAN
SCALE: 1/4" = 1'-0"

ClaraGomez
APPROVED
Under Directive 1 of 1975
Date: 11/06/2017
NYC Development Hub

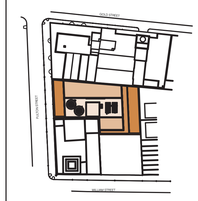

KEY PLAN

NOTES:

Number:	Date:	Revision:
14	09/22/2017	ISSUED TO DOB
13	06/14/2017	100% CD SUBMISSION 3
12	03/31/2017	90% CD SUBMISSION 2
11	01/20/2017	80% CD SUBMISSION 1
10	01/13/2017	REVISED BUY SET
9	01/06/2017	RE-SUBMISSION FOR EN COMMENTS
8	12/22/2016	RE-SUBMISSION FOR EN COMMENTS
7	11/11/2016	CORE & SHELL BUY SET
6	10/07/2016	CORE & SHELL BID SET
5	09/13/2016	PROGRESS SET FOR BUDGETING
4	07/06/2016	HLB FILING SET
3	06/29/2016	100% DD SET
2	05/02/2016	50% DD SET
1	04/11/2016	PRELIMINARY PRICING SET

Project:
130 WILLIAM STREET
130 WILLIAM STREET
NEW YORK, NY 10038

Client:
THE LIGHTSTONE GROUP
130 WILLIAM STREET PROPERTY OWNER LLC
460 PARK AVE, 13TH FLOOR
NEW YORK, NY 10022
(212) 616-9971

Architect:
HILL | WEST ARCHITECTS
11 BROADWAY
17TH FLOOR
NEW YORK, NY 10004
T. 212 213 8007

Creative Director
Adjaye Associates
415 Broadway, 3rd Fl.
New York, NY 10013
(212) 965-8477

Building Structures:
McNamara Salvia
62 West 45th Street, 11th Fl.
New York, NY 10036
(212) 246-9800

MEP Engineer:
Ventrop ECG, LLC
365 W 34th Street, 3rd Fl.
New York, NY 10001
(212) 244-5060

Exterior Facade Consultant:
Gilsanz Murray Steficek, LLP
129 West 27th Street, 5th Fl.
New York, NY 10001
(212) 254-0030

Landscape Architect:
Weintraub Diaz, LLC
19 New Street
Nyack, NY 10960
(845) 353-2500

Civil Engineer & Acoustic Consultant:
AKRF Engineering PC
440 Park Avenue South, 7th Fl.
New York, NY 10016
(646) 388-9829

IT & Security Consultant:
Anj Communications
133 Sunny Ridge Road
Harrison, New York 10528
(914) 967-1967

Pool Consultant:
Integrated Aquatics Engineering, Inc.
75 Shewell Ave
Doylestown, PA 18901
(215) 230-8623

Elevator Consultant:
Jenkins and Huntington
1251 Avenue of the Americas
New York, NY 10020
(212)-696-1818

DOB STAMPS & SIGNATURES:

DWG TITLE:
49TH FLOOR
PLUMBING PLAN

NB#121192903

SEAL & SIGNATURE:
STATE OF NEW YORK HAROLDON WONG LICENSED PROFESSIONAL ENGINEER 090187

DATE: 11/19/15
PROJECT #: 2015-527
SCALE: AS NOTED
DWG NO.: P-137.00

DEPT OF BLDGS 121192903 Job Number
E350043U00 Scan Code

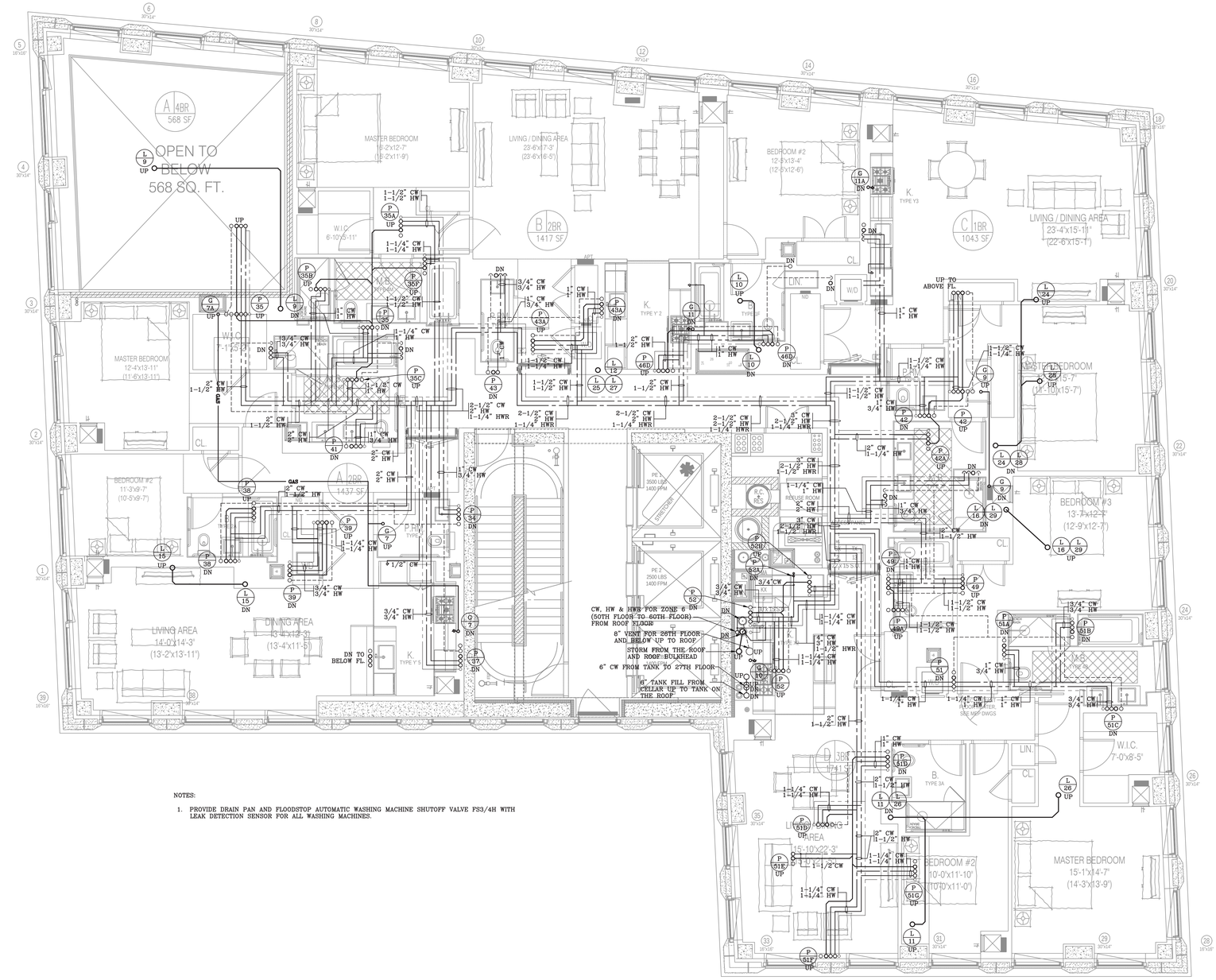

NOTES:

1. PROVIDE DRAIN PAN AND FLOODSTOP AUTOMATIC WASHING MACHINE SHUTOFF VALVE FS3/4H WITH LEAK DETECTION SENSOR FOR ALL WASHING MACHINES.

NOTE: THIS PLAN IS APPROVED ONLY FOR WORK INDICATED ON THE APPLICATION SPECIFICATION SHEET. ALL OTHER MATTERS SHOWN ARE NOT TO BE RELIED UPON OR TO BE CONSIDERED AS EITHER BEING APPROVED OR IN ACCORDANCE WITH APPLICABLE CODES.

NOTE: TO THE BEST OF MY KNOWLEDGE, BELIEF AND PROFESSIONAL JUDGMENT, THESE PLANS AND SPECIFICATIONS ARE IN COMPLIANCE WITH 2016 NEW YORK CITY ENERGY CONSERVATION CODE (BY APPLICATION OF ASHRAE-90.1/2013)

50TH FLOOR PLUMBING PLAN

SCALE: 1/4" = 1'-0"

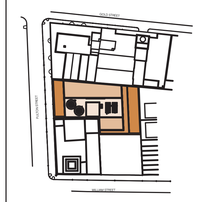

KEY PLAN

NOTES:

Number:	Date:	Revision:
14	09/22/2017	ISSUED TO DOB
13	06/14/2017	100% CD SUBMISSION 3
12	03/31/2017	90% CD SUBMISSION 2
11	01/20/2017	80% CD SUBMISSION 1
10	01/13/2017	REVISED BUY SET
9	01/06/2017	RE-SUBMISSION FOR EN COMMENTS
8	12/22/2016	RE-SUBMISSION FOR EN COMMENTS
7	11/1/2016	CORE & SHELL BUY SET
6	10/07/2016	CORE & SHELL BD SET
5	09/13/2016	PROGRESS SET FOR BUDGETING
4	07/06/2016	HLB FILING SET
3	06/29/2016	100% DD SET
2	05/02/2016	50% DD SET
1	04/11/2016	PRELIMINARY PRICING SET

Project:
130 WILLIAM STREET
130 WILLIAM STREET
NEW YORK, NY 10038

Client:
THE LIGHTSTONE GROUP
130 WILLIAM STREET PROPERTY OWNER LLC
460 PARK AVE, 13TH FLOOR
NEW YORK, NY 10022
(212) 616-9971

Architect:
HILL | WEST ARCHITECTS
11 BROADWAY
17TH FLOOR
NEW YORK, NY 10004
T. 212 213 8007

Creative Director
Adjaye Associates
415 Broadway, 3rd Fl.
New York, NY 10013
(212) 965-8477

Building Structures:
McNamara Salvia
62 West 45th Street, 11th Fl.
New York, NY 10036
(212) 246-9800

MEP Engineer:
Ventrop ECG, LLC
365 W 34th Street, 3rd Fl.
New York, NY 10001
(212) 244-5060

Exterior Facade Consultant:
Gilsanz Murray Steficek, LLP
129 West 27th Street, 5th Fl.
New York, NY 10001
(212) 254-0030

Landscape Architect:
Weintraub Diaz, LLC
19 New Street
Nyack, NY 10960
(845) 353-2500

Civil Engineer & Acoustic Consultant:
AKRF Engineering PC
440 Park Avenue South, 7th Fl.
New York, NY 10016
(646) 388-9829

IT & Security Consultant:
Anj Communications
133 Sunny Ridge Road
Harrison, New York 10528
(914) 967-1967

Pool Consultant:
Integrated Aquatics Engineering, Inc.
75 Stewart Ave
Doylestown, PA 18901
(215) 230-8623

Elevator Consultant:
Jenkins and Huntington
1251 Avenue of the Americas
New York, NY 10020
(212)-696-1818

DOB STAMPS & SIGNATURES:

Clare Gomez
APPROVED
Under Directive 1 of 1975
Date: 11/16/2017
NYC Development Hub

DWG TITLE:
50TH FLOOR
PLUMBING PLAN

NB#121192903

SEAL & SIGNATURE:
STATE OF NEW YORK HAOLON WONG LICENSED PROFESSIONAL ENGINEER

DATE: 11/19/15
PROJECT #: 2015-527
SCALE: AS NOTED
DWG NO: P-138.00

DEPT OF BLDGS 121192903 Job Number
B00061810089 Scan Code

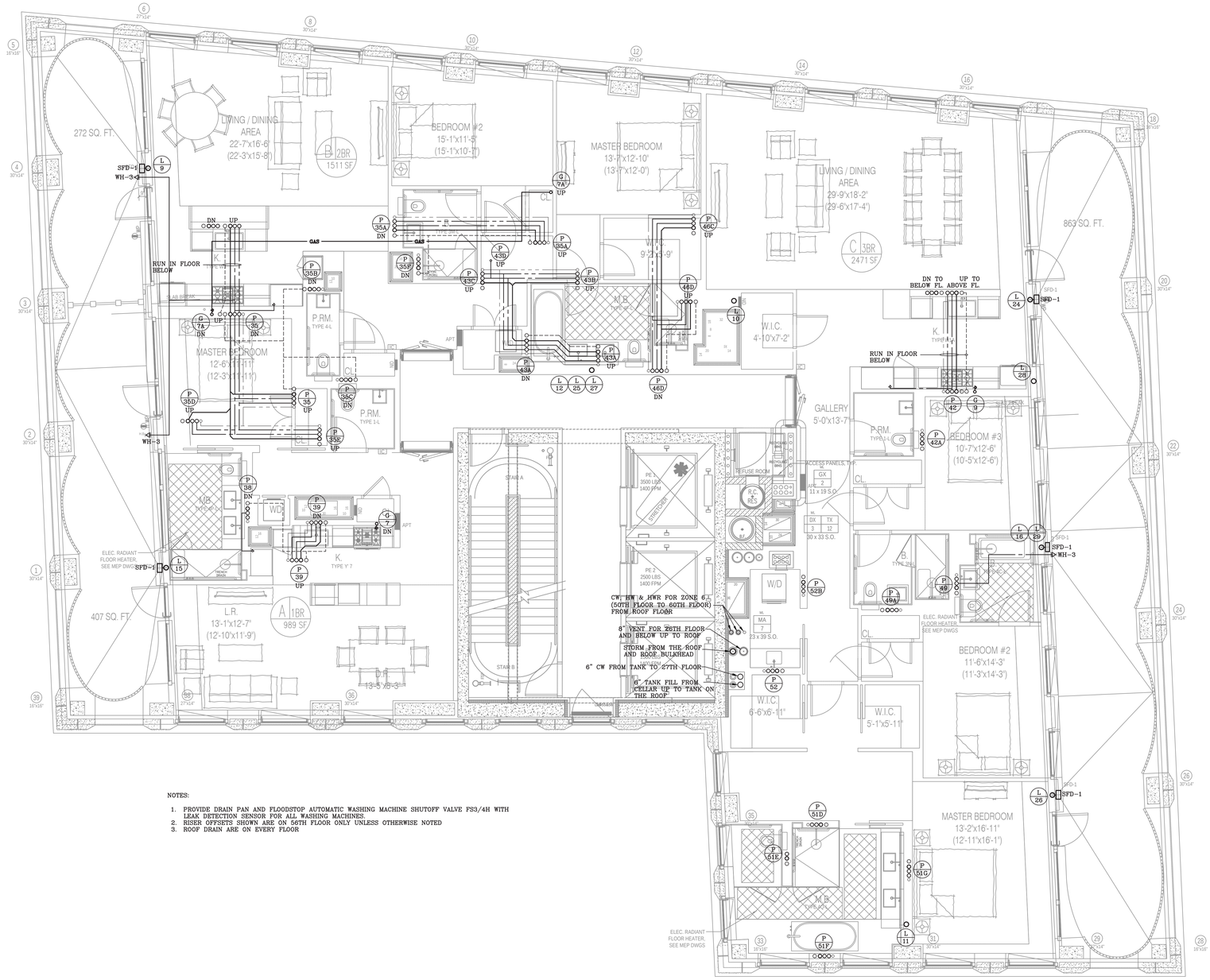

NOTES:

1. PROVIDE DRAIN PAN AND FLOODSTOP AUTOMATIC WASHING MACHINE SHUTOFF VALVE FS3/4H WITH LEAK DETECTION SENSOR FOR ALL WASHING MACHINES.
2. RISER OFFSETS SHOWN ARE ON 56TH FLOOR ONLY UNLESS OTHERWISE NOTED
3. ROOF DRAIN ARE ON EVERY FLOOR

TYPICAL 51ST THRU 56TH FLOOR PLUMBING PLAN

SCALE: 1/4" = 1'-0"

NOTE: THIS PLAN IS APPROVED ONLY FOR WORK INDICATED ON THE APPLICATION SPECIFICATION SHEET. ALL OTHER MATTERS SHOWN ARE NOT TO BE RELIED UPON OR TO BE CONSIDERED AS EITHER BEING APPROVED OR IN ACCORDANCE WITH APPLICABLE CODES.

NOTE: TO THE BEST OF MY KNOWLEDGE, BELIEF AND PROFESSIONAL JUDGMENT, THESE PLANS AND SPECIFICATIONS ARE IN COMPLIANCE WITH 2016 NEW YORK CITY ENERGY CONSERVATION CODE (BY APPLICATION OF ASHRAE-90.1/2013)

Clare Gomez
APPROVED
Under Directive 1 of 1975
Date: 11/16/2017
NYC Development Hub

KEY PLAN

NOTES:

Number:	Date:	Revision:
15	09/22/2017	ISSUED TO DOB
14	08/15/2017	AS-IS/4 REVISED TERRACE PLANS
13	06/14/2017	100% CD SUBMISSION 3
12	03/31/2017	90% CD SUBMISSION 2
11	01/20/2017	80% CD SUBMISSION 1
10	01/13/2017	REVISED BUY SET
9	01/06/2017	RE-SUBMISSION FOR EN COMMENTS
8	12/22/2016	RE-SUBMISSION FOR EN COMMENTS
7	11/11/2016	CORE & SHELL BUY SET
6	10/07/2016	CORE & SHELL BID SET
5	09/13/2016	PROGRESS SET FOR BUDGETING
4	07/06/2016	HLB FILING SET
3	06/29/2016	100% DD SET
2	05/05/2016	50% DD SET
1	04/11/2016	PRELIMINARY PRICING SET

Project:
130 WILLIAM STREET
130 WILLIAM STREET
NEW YORK, NY 10038

Client:
THE LIGHTSTONE GROUP
130 WILLIAM STREET PROPERTY OWNER LLC
460 PARK AVE, 13TH FLOOR
NEW YORK, NY 10022
(212) 616-9971

Architect:
HILL | WEST ARCHITECTS
11 BROADWAY
17TH FLOOR
NEW YORK, NY 10004
T. 212 213 8007

Creative Director
Adjaye Associates
415 Broadway, 3rd Fl.
New York, NY 10013
(212) 965-8477

Building Structures:
McNamara Salvia
62 West 45th Street, 11th Fl.
New York, NY 10036
(212) 246-9800

MEP Engineer:
Ventrop ECG, LLC
365 W 34th Street, 3rd Fl.
New York, NY 10001
(212) 244-5060

Exterior Facade Consultant:
Gilsanz Murray Steficek, LLP
129 West 27th Street, 5th Fl.
New York, NY 10001
(212) 254-0030

Landscape Architect:
Weintraub Diaz, LLC
19 New Street
Nyack, NY 10960
(845) 353-2500

Civil Engineer & Acoustic Consultant:
AKRF Engineering PC
440 Park Avenue South, 7th Fl.
New York, NY 10016
(646) 388-9829

IT & Security Consultant:
Anj Communications
133 Sunny Ridge Road
Harrison, New York 10528
(914) 967-1967

Pool Consultant:
Integrated Aquatics Engineering, Inc.
75 Stiewell Ave
Doylestown, PA 18901
(215) 230-8623

Elevator Consultant:
Jenkins and Huntington
1251 Avenue of the Americas
New York, NY 10020
(212)-696-1818

DOB STAMPS & SIGNATURES:

DWG TITLE:
TYPICAL 51ST TO 56TH FLOORS
PLUMBING PLAN

NB#121192903

SEAL & SIGNATURE:
STATE OF NEW YORK · HAROON WOHRA · LICENSED PROFESSIONAL ENGINEER

DATE: 11/19/15
PROJECT #: 2015-527
SCALE: AS NOTED
DWG NO: P-139.00

DEPT OF BLDGS 121192903 Job Number
E597MX03551 Scan Code

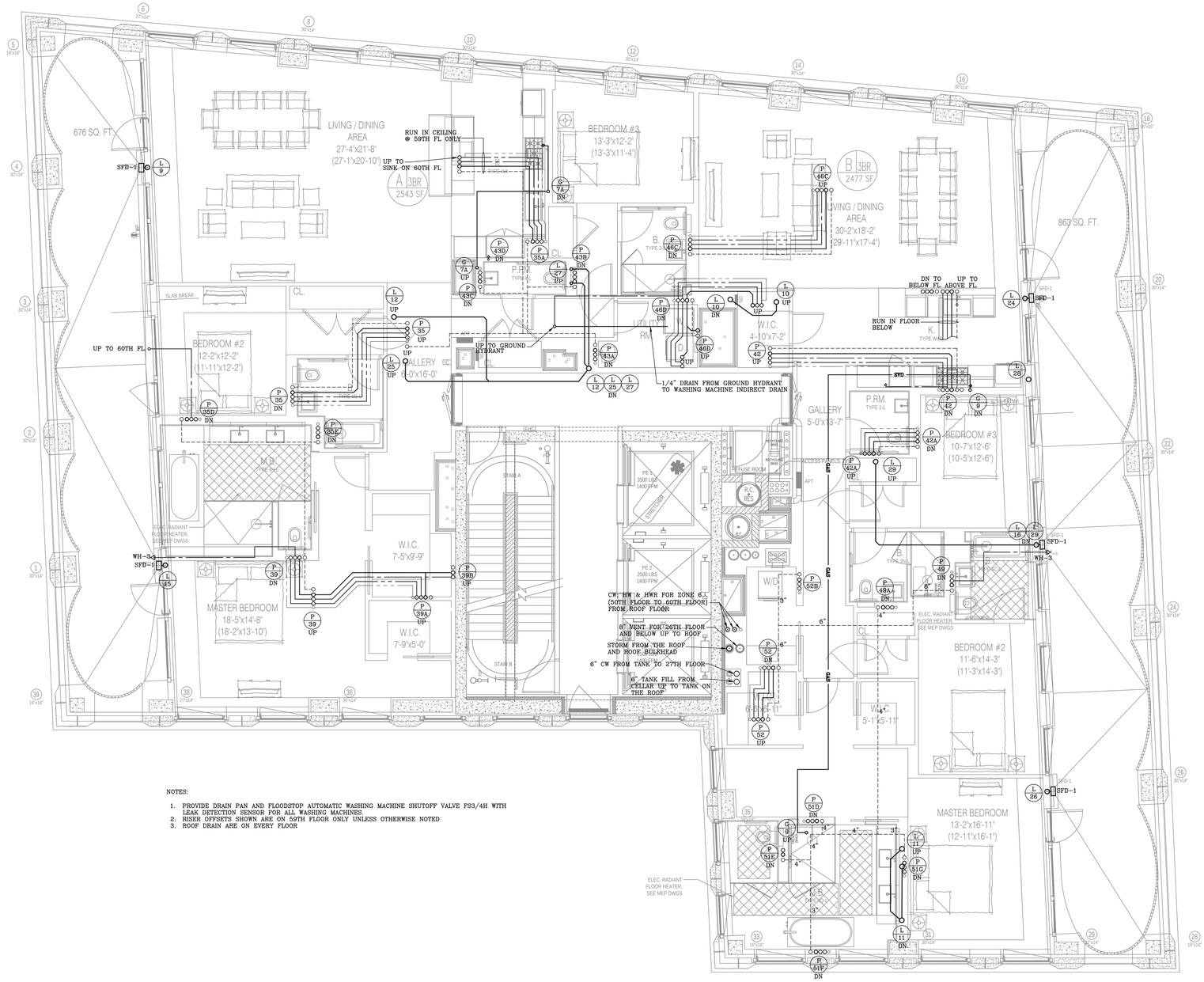

NOTES:

1. PROVIDE DRAIN PAN AND FLOODSTOP AUTOMATIC WASHING MACHINE SHUTOFF VALVE FS3/4H WITH LEAK DETECTION SENSOR FOR ALL WASHING MACHINES.
2. RISER OFFSETS SHOWN ARE ON 59TH FLOOR ONLY UNLESS OTHERWISE NOTED
3. ROOF DRAIN ARE ON EVERY FLOOR

NOTE: THIS PLAN IS APPROVED ONLY FOR WORK INDICATED ON THE APPLICATION SPECIFICATION SHEET. ALL OTHER MATTERS SHOWN ARE NOT TO BE RELIED UPON OR TO BE CONSIDERED AS EITHER BEING APPROVED OR IN ACCORDANCE WITH APPLICABLE CODES.

NOTE: TO THE BEST OF MY KNOWLEDGE, BELIEF AND PROFESSIONAL JUDGMENT, THESE PLANS AND SPECIFICATIONS ARE IN COMPLIANCE WITH 2016 NEW YORK CITY ENERGY CONSERVATION CODE (BY APPLICATION OF ASHRAE-90.1/2013)

TYPICAL 57TH TO 59TH FLOORS PLUMBING PLAN

SCALE: 1/4" = 1'-0"

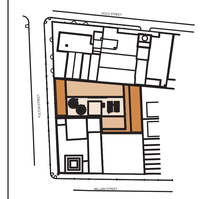

KEY PLAN

NOTES:

Number:	Date:	Revision:
15	09/22/2017	ISSUED TO DOB
14	09/15/2017	AS-004 REVISED TERRACE PLANS
13	06/14/2017	100% CD SUBMISSION 3
12	03/31/2017	90% CD SUBMISSION 2
11	01/20/2017	80% CD SUBMISSION 1
10	01/13/2017	REVISED BUY SET
9	01/06/2017	RE-SUBMISSION FOR EN COMMENTS
8	12/22/2016	RE-SUBMISSION FOR EN COMMENTS
7	11/1/2016	CORE & SHELL BUY SET
6	10/07/2016	CORE & SHELL BID SET
5	09/13/2016	PROGRESS SET FOR BUDGETING
4	07/06/2016	HLB FILING SET
3	06/29/2016	100% DD SET
2	05/02/2016	50% DD SET
1	04/11/2016	PRELIMINARY PRICING SET

Project:
130 WILLIAM STREET
130 WILLIAM STREET
NEW YORK, NY 10038

Client:
THE LIGHTSTONE GROUP
130 WILLIAM STREET PROPERTY OWNER LLC
460 PARK AVE, 13TH FLOOR
NEW YORK, NY 10022
(212) 616-9971

Architect:
HILL | WEST ARCHITECTS
11 BROADWAY
17TH FLOOR
NEW YORK, NY 10004
T. 212 213 8007

Creative Director
Adjaye Associates
415 Broadway, 3rd Fl.
New York, NY 10013
(212) 965-8477

Building Structures:
McNamara Salvia
62 West 45th Street, 11th Fl.
New York, NY 10036
(212) 246-9800

MEP Engineer:
Ventrop ECG, LLC
365 W 34th Street, 3rd Fl.
New York, NY 10001
(212) 244-5060

Exterior Facade Consultant:
Gilsanz Murray Steficek, LLP
129 West 27th Street, 5th Fl.
New York, NY 10001
(212) 254-0030

Landscape Architect:
Weintraub Diaz, LLC
19 New Street
Nyack, NY 10960
(845) 353-2500

Civil Engineer & Acoustic Consultant:
AKRF Engineering PC
440 Park Avenue South, 7th Fl.
New York, NY 10016
(646) 388-9829

IT & Security Consultant:
Anj Communications
133 Sunny Ridge Road
Harrison, New York 10528
(914) 967-1967

Pool Consultant:
Integrated Aquatics Engineering, Inc.
75 Shewell Ave
Doylestown, PA 18901
(215) 230-8623

Elevator Consultant:
Jenkins and Huntington
1251 Avenue of the Americas
New York, NY 10020
(212)-696-1818

DOB STAMPS & SIGNATURES:

Clark Gomez
APPROVED
Under Directive 2 of 1975
Date: 11/16/2017
NYC Development Hub

DWG TITLE:
TYPICAL 57TH THRU 59TH FLOOR
PLUMBING PLAN

NB#121192903

SEAL & SIGNATURE:
STATE OF NEW YORK
WAI-SON WONG
LICENSED PROFESSIONAL ENGINEER

DATE: 11/9/15
PROJECT #: 2015-527
SCALE: AS NOTED
DWG NO: P-140.00

DEPT OF BLDGS 121192903 Job Number
E5977175459 Scan Code

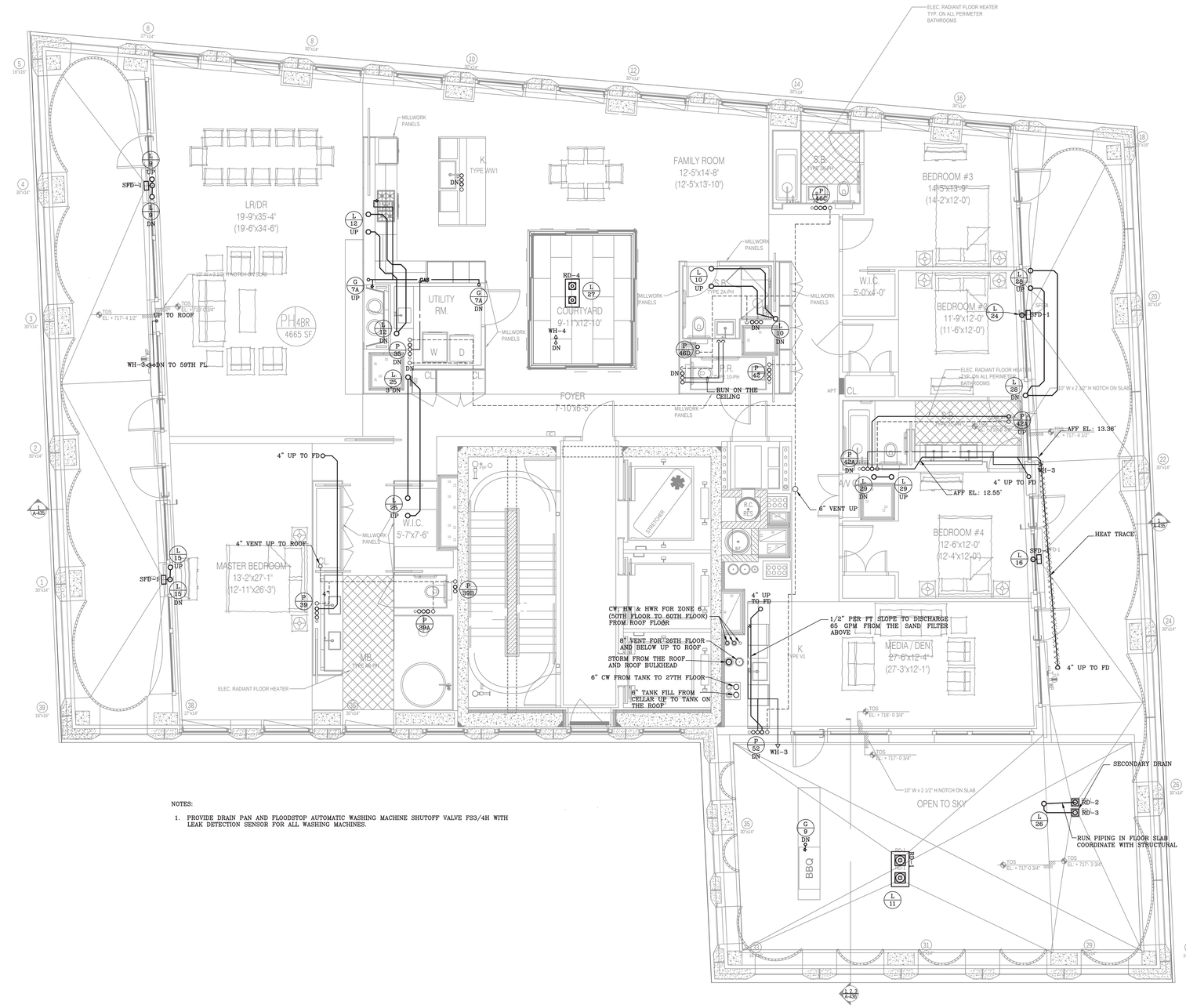

NOTES:

1. PROVIDE DRAIN PAN AND FLOODSTOP AUTOMATIC WASHING MACHINE SHUTOFF VALVE FS3/4H WITH LEAK DETECTION SENSOR FOR ALL WASHING MACHINES.

60TH FLOOR PLUMBING PLAN
SCALE: 1/4" = 1'-0"

NOTE: THIS PLAN IS APPROVED ONLY FOR WORK INDICATED ON THE APPLICATION SPECIFICATION SHEET. ALL OTHER MATTERS SHOWN ARE NOT TO BE RELIED UPON OR TO BE CONSIDERED AS EITHER BEING APPROVED OR IN ACCORDANCE WITH APPLICABLE CODES.

NOTE: TO THE BEST OF MY KNOWLEDGE, BELIEF AND PROFESSIONAL JUDGMENT, THESE PLANS AND SPECIFICATIONS ARE IN COMPLIANCE WITH 2016 NEW YORK CITY ENERGY CONSERVATION CODE (BY APPLICATION OF ASHRAE-90.1/2013)

Clare Gomez
APPROVED
Under Directive 1 of 1975
Date: 11/06/2017
NYC Development Hub

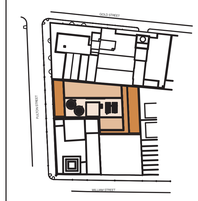

KEY PLAN

NOTES:

Number:	Date:	Revision:
15	09/22/2017	ISSUED TO DOB
14	09/15/2017	AS-I004 REVISED TERRACE PLANS
13	06/14/2017	100% CD SUBMISSION 3
12	03/31/2017	90% CD SUBMISSION 2
11	01/20/2017	80% CD SUBMISSION 1
10	01/13/2017	REVISED BUY SET
9	01/06/2017	RE-SUBMISSION FOR EN COMMENTS
8	12/22/2016	RE-SUBMISSION FOR EN COMMENTS
7	11/11/2016	CORE & SHELL BUY SET
6	10/07/2016	CORE & SHELL BID SET
5	09/13/2016	PROGRESS SET FOR BUDGETING
4	07/06/2016	HLB FILING SET
3	06/29/2016	100% DD SET
2	05/02/2016	50% DD SET
1	04/11/2016	PRELIMINARY PRICING SET

Project:
130 WILLIAM STREET
130 WILLIAM STREET
NEW YORK, NY 10038

Client:
THE LIGHTSTONE GROUP
130 WILLIAM STREET PROPERTY OWNER LLC
460 PARK AVE, 13TH FLOOR
NEW YORK, NY 10022
(212) 616-9971

Architect:
HILL | WEST ARCHITECTS
11 BROADWAY
17TH FLOOR
NEW YORK, NY 10004
T. 212 213 8007

Creative Director
Adjaye Associates
415 Broadway, 3rd Fl.
New York, NY 10013
(212) 965-8477

Building Structures:
McNamara Salvia
62 West 45th Street, 11th Fl.
New York, NY 10036
(212) 246-9800

MEP Engineer:
Ventrop ECG, LLC
365 W 34th Street, 3rd Fl.
New York, NY 10001
(212) 244-5060

Exterior Facade Consultant:
Gilsanz Murray Steficek, LLP
129 West 27th Street, 5th Fl.
New York, NY 10001
(212) 254-0030

Landscape Architect:
Weintraub Diaz, LLC
19 New Street
Nyack, NY 10960
(845) 353-2500

Civil Engineer & Acoustic Consultant:
AKRF Engineering PC
440 Park Avenue South, 7th Fl.
New York, NY 10016
(646) 388-9829

IT & Security Consultant:
Anj Communications
133 Sunny Ridge Road
Harrison, New York 10528
(914) 967-1967

Pool Consultant:
Integrated Aquatics Engineering, Inc.
79 Shewell Ave
Doylestown, PA 18901
(215) 230-8623

Elevator Consultant:
Jenkins and Huntington
1251 Avenue of the Americas
New York, NY 10020
(212)-696-1818

DOB STAMPS & SIGNATURES:

DWG TITLE:
60TH FLOOR
PLUMBING PLAN

NB#121192903

SEAL & SIGNATURE:
STATE OF NEW YORK · HAOLON WONG · 029187 · LICENSED PROFESSIONAL ENGINEER

DATE: 11/19/15
PROJECT #: 2015-527
SCALE: AS NOTED
DWG NO.: P-141.00

DEPT OF BLDGS 421300825 Job Number
E5324977670 Scan Code

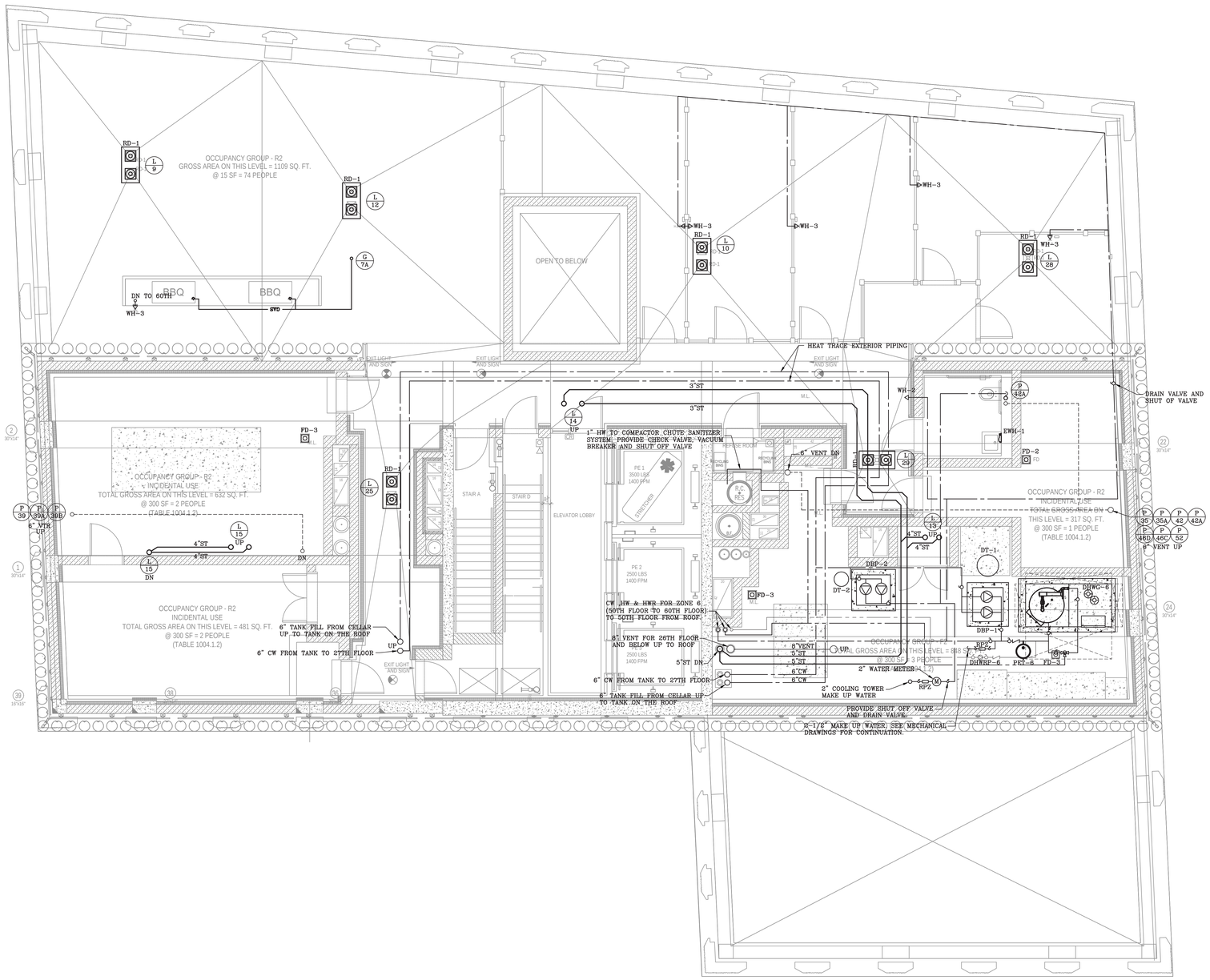

61ST FLOOR/ROOF PLUMBING PLAN
SCALE: 1/4" = 1'-0"

NOTE: THIS PLAN IS APPROVED ONLY FOR WORK INDICATED ON THE APPLICATION SPECIFICATION SHEET. ALL OTHER MATTERS SHOWN ARE NOT TO BE RELIED UPON OR TO BE CONSIDERED AS EITHER BEING APPROVED OR IN ACCORDANCE WITH APPLICABLE CODES.

NOTE: TO THE BEST OF MY KNOWLEDGE, BELIEF AND PROFESSIONAL JUDGMENT, THESE PLANS AND SPECIFICATIONS ARE IN COMPLIANCE WITH 2016 NEW YORK CITY ENERGY CONSERVATION CODE (BY APPLICATION OF ASHRAE-90.1/2013)

KEY PLAN

NOTES:

Number:	Date:	Revision:
15	09/22/2017	ISSUED TO DOB
14	09/15/2017	AS-I004 REVISED TERRACE DRAINS
13	06/14/2017	100% CD SUBMISSION
12	03/31/2017	90% CD SUBMISSION
11	01/20/2017	80% CD SUBMISSION
10	01/13/2017	REVISED BUY SET
9	01/06/2017	RE-SUBMISSION FOR EN COMMENTS
8	12/22/2016	RE-SUBMISSION FOR EN COMMENTS
7	11/11/2016	CORE & SHELL BUY SET
6	10/07/2016	CORE & SHELL BID SET
5	09/13/2016	PROGRESS SET FOR BUDGETING
4	07/06/2016	HLB FILING SET
3	06/29/2016	100% DD SET
2	02/02/2016	50% DD SET
1	04/11/2016	PRELIMINARY PRICING SET

Project:
130 WILLIAM STREET
130 WILLIAM STREET
NEW YORK, NY 10038

Client:
THE LIGHTSTONE GROUP
130 WILLIAM STREET PROPERTY OWNER LLC
460 PARK AVE, 13TH FLOOR
NEW YORK, NY 10022
(212) 616-9971

Architect:
HILL | WEST ARCHITECTS
11 BROADWAY
17TH FLOOR
NEW YORK, NY 10004
T. 212 213 8007

Creative Director
Adjaye Associates
415 Broadway, 3rd Fl.
New York, NY 10013
(212) 965-8477

Building Structures:
McNamara Salvia
62 West 45th Street, 11th Fl.
New York, NY 10036
(212) 246-9800

MEP Engineer:
Ventrop ECG, LLC
365 W 34th Street, 3rd Fl.
New York, NY 10001
(212) 244-5060

Exterior Facade Consultant:
Gilsanz Murray Steficek, LLP
129 West 27th Street, 5th Fl.
New York, NY 10001
(212) 254-0030

Landscape Architect:
Weintraub Diaz, LLC
19 New Street
Nyack, NY 10960
(845) 353-2500

Civil Engineer & Acoustic Consultant:
AKRF Engineering PC
440 Park Avenue South, 7th Fl.
New York, NY 10016
(646) 388-9829

IT & Security Consultant:
Anj Communications
133 Sunny Ridge Road
Harrison, New York 10528
(914) 967-1967

Pool Consultant:
Integrated Aquatics Engineering, Inc.
79 Shewell Ave
Doylestown, PA 18901
(215) 230-8623

Elevator Consultant:
Jenkins and Huntington
1251 Avenue of the Americas
New York, NY 10020
(212)-696-1818

DOB STAMPS & SIGNATURES:

Clare Gomez
APPROVED
Under Directive 1 of 1975
Date: 11/06/2017
NYC Development Hub

DWG TITLE:
61ST FL/ROOF
PLUMBING PLAN

NB#121192903

SEAL & SIGNATURE:
STATE OF NEW YORK · HAROLD WONG · 090187 · LICENSED PROFESSIONAL ENGINEER

DATE: 11/19/15
PROJECT #: 2015-327
SCALE: AS NOTED
DWG NO: P-142.00

DEPT OF BLDGS 121192903 Job Number
E302119190T3 Scan Code

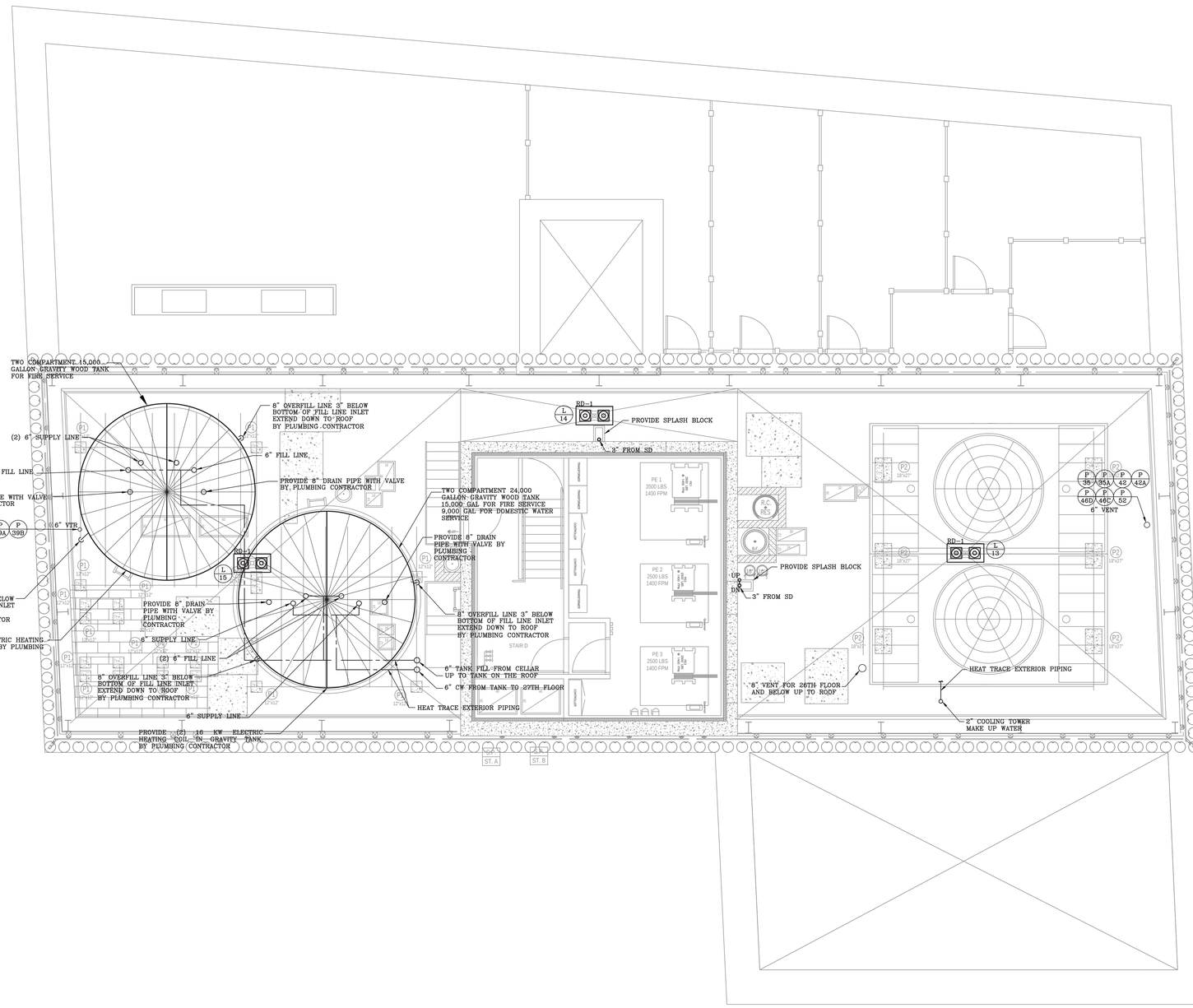

PT1 FLOOR PLUMBING PLAN
SCALE: 1/4" = 1'-0"

NOTE: THIS PLAN IS APPROVED ONLY FOR WORK INDICATED ON THE APPLICATION SPECIFICATION SHEET. ALL OTHER MATTERS SHOWN ARE NOT TO BE RELIED UPON OR TO BE CONSIDERED AS EITHER BEING APPROVED OR IN ACCORDANCE WITH APPLICABLE CODES.

NOTE: TO THE BEST OF MY KNOWLEDGE, BELIEF AND PROFESSIONAL JUDGMENT, THESE PLANS AND SPECIFICATIONS ARE IN COMPLIANCE WITH 2016 NEW YORK CITY ENERGY CONSERVATION CODE (BY APPLICATION OF ASHRAE–90.1/2013)

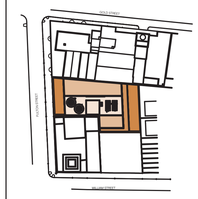

KEY PLAN

NOTES:

Number:	Date:	Revision:
14	09/22/2017	ISSUED TO DOB
13	06/14/2017	100% CD SUBMISSION 3
12	03/31/2017	90% CD SUBMISSION 2
11	01/20/2017	80% CD SUBMISSION 1
10	01/13/2017	REVISED BUY SET
9	01/06/2017	RE-SUBMISSION FOR EN COMMENTS
8	12/22/2016	RE-SUBMISSION FOR EN COMMENTS
7	11/11/2016	CORE & SHELL BUY SET
6	10/07/2016	CORE & SHELL BID SET
5	09/13/2016	PROGRESS SET FOR BUDGETING
4	07/06/2016	HUB FILING SET
3	06/09/2016	100% DD SET
2	05/02/2016	50% DD SET
1	04/11/2016	PRELIMINARY PRICING SET

Project:
130 WILLIAM STREET
130 WILLIAM STREET
NEW YORK, NY 10038

Client:
THE LIGHTSTONE GROUP
130 WILLIAM STREET PROPERTY OWNER LLC
460 PARK AVE, 13TH FLOOR
NEW YORK, NY 10022
(212) 616-9971

Architect:
HILL | WEST ARCHITECTS
11 BROADWAY
17TH FLOOR
NEW YORK, NY 10004
T. 212 213 8007

Creative Director
Adjaye Associates
415 Broadway, 3rd Fl.
New York, NY 10013
(212) 965-8477

Building Structures:
McNamara Salvia
62 West 45th Street, 11th Fl.
New York, NY 10036
(212) 246-9800

MEP Engineer:
Vertrop ECG, LLC
365 W 34th Street, 3rd Fl.
New York, NY 10001
(212) 244-5060

Exterior Facade Consultant:
Gilsanz Murray Steficek, LLP
129 West 27th Street, 5th Fl.
New York, NY 10001
(212) 254-0030

Landscape Architect:
Weintraub Diaz, LLC
19 New Street
Nyack, NY 10960
(845) 353-2500

Civil Engineer & Acoustic Consultant:
AKRF Engineering PC
440 Park Avenue South, 7th Fl.
New York, NY 10016
(646) 388-9829

IT & Security Consultant:
Anj Communications
132 Sunny Ridge Road
Harrison, New York 10528
(914) 967-1967

Pool Consultant:
Integrated Aquatics Engineering, Inc.
75 Shewell Ave
Doylestown, PA 18901
(215) 230-8623

Elevator Consultant:
Jenkins and Huntington
1251 Avenue of the Americas
New York, NY 10020
(212)-696-1818

DOB STAMPS & SIGNATURES:

Clare Gomez
APPROVED
Under Directive 1 of 1975
Date: 11/06/2017
NYC Development Hub

DWG TITLE:
PT1 FLOOR
PLUMBING PLAN

NB#121192903

SEAL & SIGNATURE:
STATE OF NEW YORK · SHALOON WONG · 086187 · REGISTERED PROFESSIONAL ENGINEER

DATE: 11/19/15
PROJECT #: 2015-527
SCALE: AS NOTED
DWG NO: P-143.00

DEPT OF BLDGS 121192903 Job Number
E331270909 Scan Code

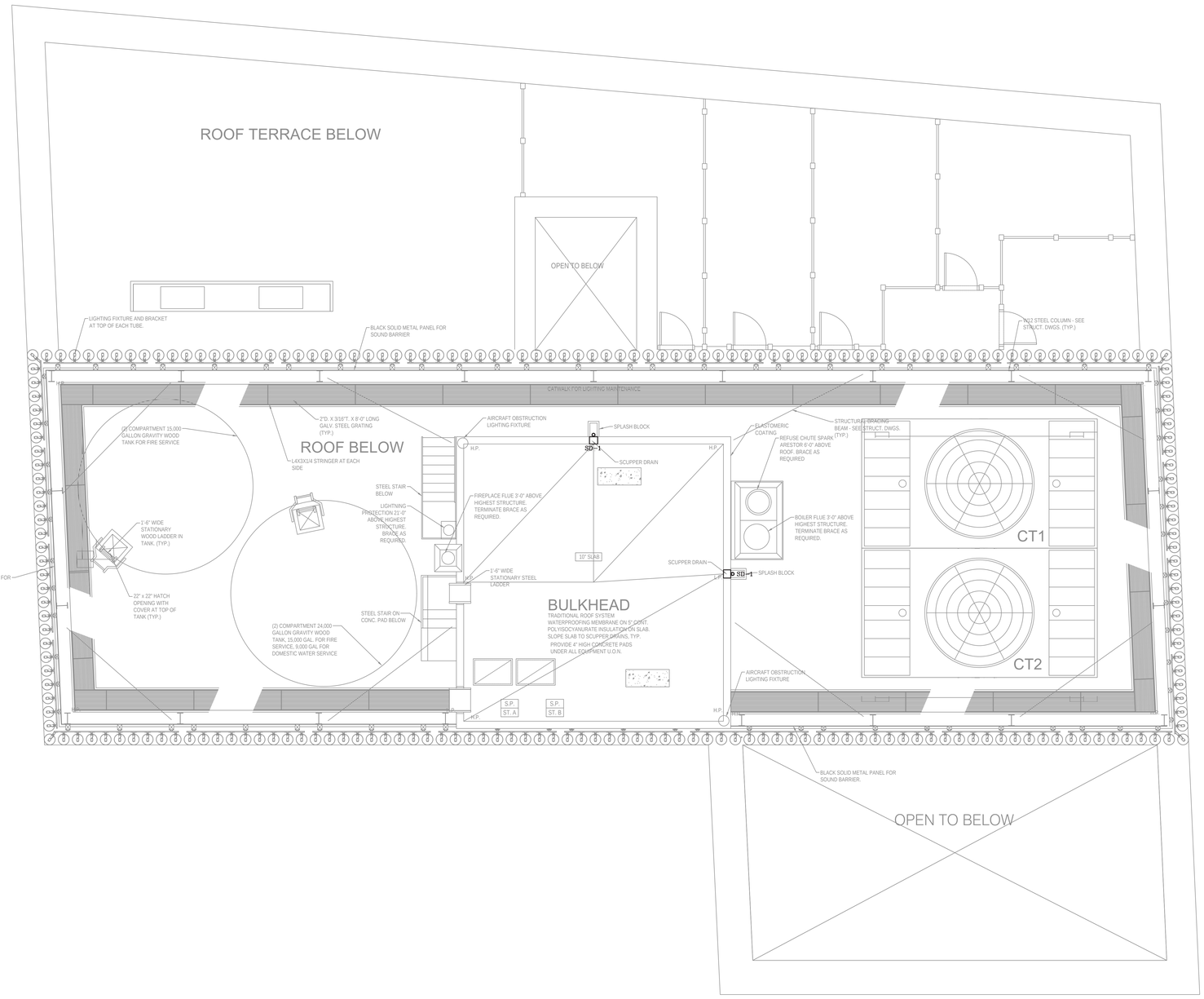

ROOF EMR BULKHEAD FLOOR PLUMBING PLAN
SCALE: 1/4" = 1'-0"

NOTE: THIS PLAN IS APPROVED ONLY FOR WORK INDICATED ON THE APPLICATION SPECIFICATION SHEET. ALL OTHER MATTERS SHOWN ARE NOT TO BE RELIED UPON OR TO BE CONSIDERED AS EITHER BEING APPROVED OR IN ACCORDANCE WITH APPLICABLE CODES.

NOTE: TO THE BEST OF MY KNOWLEDGE, BELIEF AND PROFESSIONAL JUDGMENT, THESE PLANS AND SPECIFICATIONS ARE IN COMPLIANCE WITH 2016 NEW YORK CITY ENERGY CONSERVATION CODE (BY APPLICATION OF ASHRAE–90.1/2013)

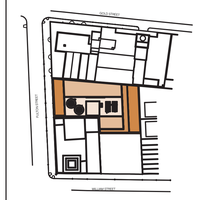

KEY PLAN

NOTES:

Number:	Date:	Revision:
14	09/22/2017	ISSUED TO DOB
13	06/14/2017	100% CD SUBMISSION (3)
12	03/31/2017	90% CD SUBMISSION (2)
11	01/20/2017	80% CD SUBMISSION (1)
10	01/13/2017	REVISED BUY SET
9	01/06/2017	RE-SUBMISSION FOR EN COMMENTS
8	12/22/2016	RE-SUBMISSION FOR EN COMMENTS
7	11/11/2016	CORE & SHELL BUY SET
6	10/07/2016	CORE & SHELL BID SET
5	09/13/2016	PROGRESS SET FOR BUDGETING
4	07/06/2016	HUB FILING SET
3	06/29/2016	100% DD SET
2	05/02/2016	50% DD SET
1	04/11/2016	PRELIMINARY PRICING SET

Project:
130 WILLIAM STREET
130 WILLIAM STREET
NEW YORK, NY 10038

Client:
THE LIGHTSTONE GROUP
130 WILLIAM STREET PROPERTY OWNER LLC
460 PARK AVE, 13TH FLOOR
NEW YORK, NY 10022
(212) 616-9971

Architect:
HILL | WEST ARCHITECTS
11 BROADWAY
17TH FLOOR
NEW YORK, NY 10004
T. 212 213 8007

Creative Director
Adjaye Associates
415 Broadway, 3rd Fl.
New York, NY 10013
(212) 965-8477

Building Structures:
McNamara Salvia
62 West 45th Street, 11th Fl.
New York, NY 10036
(212) 246-9800

MEP Engineer:
Ventrop ECG, LLC
365 W 34th Street, 3rd Fl.
New York, NY 10001
(212) 244-5060

Exterior Facade Consultant:
Gilsanz Murray Steficek, LLP
129 West 27th Street, 5th Fl.
New York, NY 10001
(212) 254-0030

Landscape Architect:
Weintraub Diaz, LLC
19 New Street
Nyack, NY 10960
(845) 353-2500

Civil Engineer & Acoustic Consultant:
AKRF Engineering PC
440 Park Avenue South, 7th Fl.
New York, NY 10016
(646) 388-9829

IT & Security Consultant:
Anj Communications
132 Sunny Ridge Road
Harrison, New York 10528
(914) 967-1967

Pool Consultant:
Integrated Aquatics Engineering, Inc.
75 Shewell Ave
Doylestown, PA 18901
(215) 230-8623

Elevator Consultant:
Jenkins and Huntington
1251 Avenue of the Americas
New York, NY 10020
(212)-696-1818

DOB STAMPS & SIGNATURES:

Clare Gomez
Building Systems
APPROVED
Under Directive 2 of 1975
Date: 11/16/2017
NYC Development Hub

DWG TITLE:
ROOF EMR BULKHEAD FLOOR
PLUMBING PLAN

NB#121192903

SEAL & SIGNATURE:
STATE OF NEW YORK · SHALOON WONG · 086187 · REGISTERED PROFESSIONAL ENGINEER

DATE: 11/19/15
PROJECT #: 2015-527
SCALE: AS NOTED
DWG NO: P-144.00



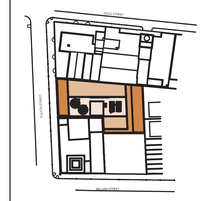

KEY PLAN

NOTES:

Number:	Date:	Revision:
14	09/22/2017	ISSUED TO DOB
13	06/14/2017	100% CD SUBMISSION 3
12	03/31/2017	95% CD SUBMISSION 2
11	01/20/2017	80% CD SUBMISSION 1
10	01/13/2017	REVISED BUY SET
9	01/06/2017	RE-SUBMISSION FOR EN COMMENTS
8	12/22/2016	RE-SUBMISSION FOR EN COMMENTS
7	11/11/2016	CORE & SHELL BUY SET
6	10/07/2016	CORE & SHELL BID SET
5	09/15/2016	PROGRESS SET FOR BUDGETING
4	07/06/2016	HUB FILING SET
3	06/20/2016	100% DD SET
2	05/02/2016	50% DD SET
1	04/11/2016	PRELIMINARY PRICING SET

Project:
130 WILLIAM STREET
130 WILLIAM STREET
NEW YORK, NY 10038

Client:
THE LIGHTSTONE GROUP
130 WILLIAM STREET PROPERTY OWNER LLC
460 PARK AVE, 13TH FLOOR
NEW YORK, NY 10022
(212) 616-9971

Architect:
HILL | WEST ARCHITECTS
11 BROADWAY
17TH FLOOR
NEW YORK, NY 10004
T. 212 213 8007

Creative Director
Adjaye Associates
415 Broadway, 3rd Fl.
New York, NY 10013
(212) 965-8477

Building Structures:
McNamara Salvia
62 West 45th Street, 11th Fl.
New York, NY 10036
(212) 246-9800

MEP Engineer:
Ventrop ECG, LLC
365 W 34th Street, 3rd Fl.
New York, NY 10001
(212) 244-5060

Exterior Facade Consultant:
Gilsanz Murray Steficek, LLP
129 West 27th Street, 5th Fl.
New York, NY 10001
(212) 254-0030

Landscape Architect:
Weintraub Diaz, LLC
19 New Street
Nyack, NY 10960
(845) 353-2500

Civil Engineer & Acoustic Consultant:
AKRF Engineering PC
440 Park Avenue South, 7th Fl.
New York, NY 10016
(646) 388-9829

IT & Security Consultant:
Anj Communications
133 Sunny Ridge Road
Harrison, New York 10528
(914) 967-1967

Pool Consultant:
Integrated Aquatics Engineering, Inc.
75 Shewell Ave
Doylestown, PA 18901
(215) 230-8623

Elevator Consultant:
Jenkins and Huntington
1251 Avenue of the Americas
New York, NY 10020
(212)-696-1818

DOB STAMPS & SIGNATURES:

DWG TITLE:
GAS RISER DIAGRAM

NB#121192903

SEAL & SIGNATURE:
STATE OF NEW YORK · WALDON WONG · 095187 · LICENSED PROFESSIONAL ENGINEER

DATE:	11/19/15
PROJECT #:	2015-527
SCALE:	NTS
DWG NO.	P-201.00

Clara Gomez
Building
APPROVED
Under Directive 2 of 1975
Date: 11/06/2017
NYC Development Hub

NOTE: THIS PLAN IS APPROVED ONLY FOR WORK INDICATED ON THE APPLICATION SPECIFICATION SHEET. ALL OTHER MATTERS SHOWN ARE NOT TO BE RELIED UPON OR TO BE CONSIDERED AS EITHER BEING APPROVED OR IN ACCORDANCE WITH APPLICABLE CODES.

NOTE: TO THE BEST OF MY KNOWLEDGE, BELIEF AND PROFESSIONAL JUDGMENT, THESE PLANS AND SPECIFICATIONS ARE IN COMPLIANCE WITH 2016 NEW YORK CITY ENERGY CONSERVATION CODE (BY APPLICATION OF ASHRAE-90.1/2013)

DEPT OF BLDGS 121192903 Job Number
E5325539450 Scan Code

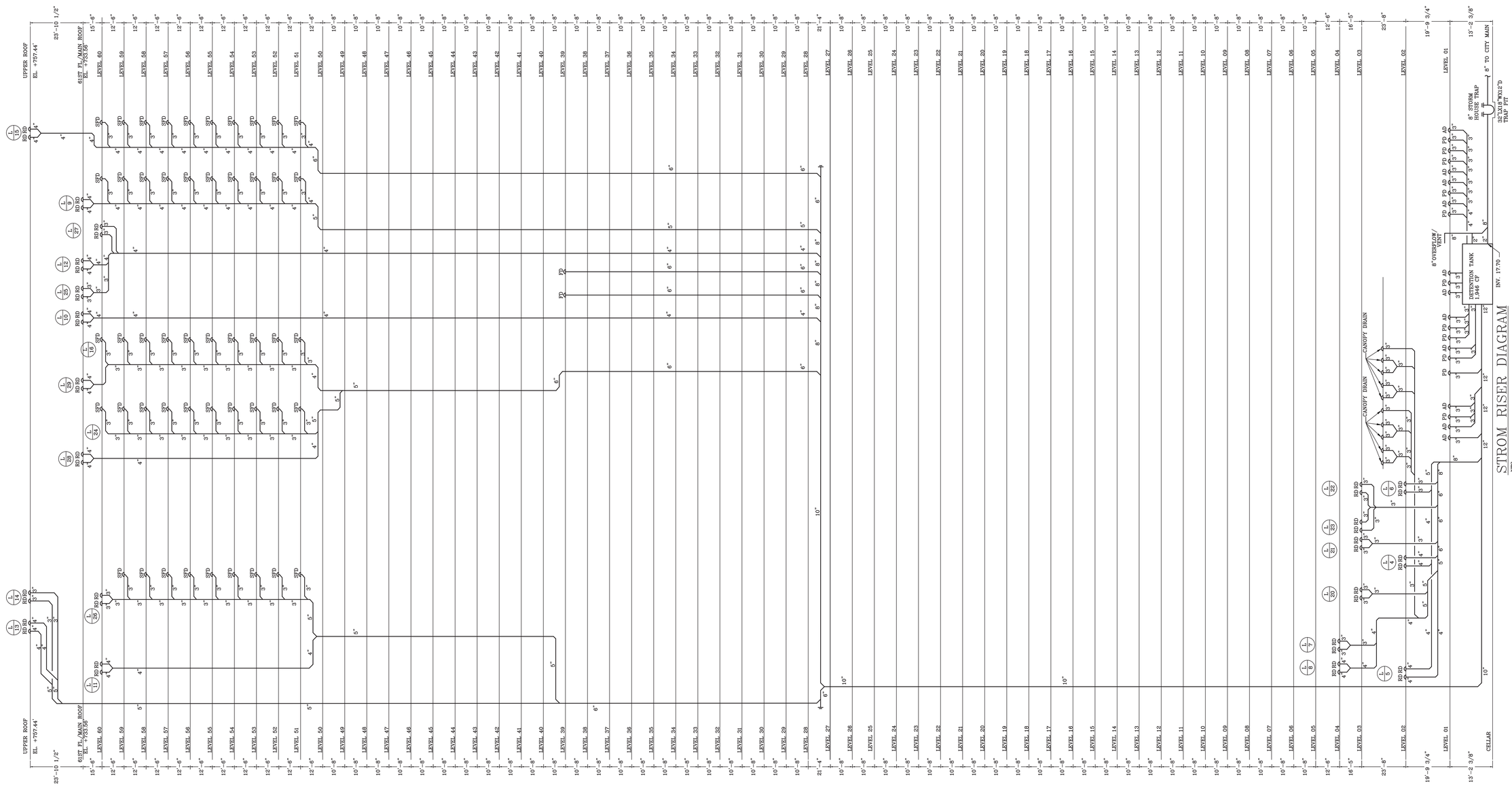

STROM RISER DIAGRAM
NTS

NOTE: THIS PLAN IS APPROVED ONLY FOR WORK INDICATED ON THE APPLICATION SPECIFICATION SHEET. ALL OTHER MATTERS SHOWN ARE NOT TO BE RELIED UPON OR TO BE CONSIDERED AS EITHER BEING APPROVED OR IN ACCORDANCE WITH APPLICABLE CODES.

NOTE: TO THE BEST OF MY KNOWLEDGE, BELIEF AND PROFESSIONAL JUDGMENT, THESE PLANS AND SPECIFICATIONS ARE IN COMPLIANCE WITH 2016 NEW YORK CITY ENERGY CONSERVATION CODE (BY APPLICATION OF ASHRAE-90.1/2013)

Clare Gomez
APPROVED
Under Directive 1 of 1975
Date: 11/06/2017
NYC Development Hub

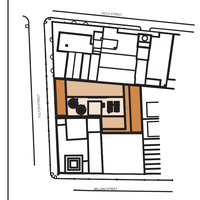

KEY PLAN

NOTES:

Number:	Date:	Revision:
15	09/22/2017	ISSUED TO DOB
14	08/15/2017	AS-004 REVISED TERRACE DRAINS
13	06/14/2017	100% CD SUBMISSION Δ3
12	03/31/2017	50% CD SUBMISSION Δ2
11	01/20/2017	80% CD SUBMISSION Δ1
10	01/13/2017	REVISED BUY SET
9	01/06/2017	RE-SUBMISSION FOR EN COMMENTS
8	12/22/2016	RE-SUBMISSION FOR EN COMMENTS
7	11/11/2016	CORE & SHELL BUY SET
6	10/07/2016	CORE & SHELL BID SET
5	09/13/2016	PROGRESS SET FOR BUDGETING
4	07/06/2016	HUB FILING SET
3	06/29/2016	100% DD SET
2	05/02/2016	50% DD SET
1	04/11/2016	PRELIMINARY PRICING SET

Project:
130 WILLIAM STREET
130 WILLIAM STREET
NEW YORK, NY 10038

Client:
THE LIGHTSTONE GROUP
130 WILLIAM STREET PROPERTY OWNER LLC
460 PARK AVE, 13TH FLOOR
NEW YORK, NY 10022
(212) 616-9971

Architect:
HILL | WEST ARCHITECTS
11 BROADWAY
17TH FLOOR
NEW YORK, NY 10004
T. 212 213 8007

Creative Director
Adjaye Associates
415 Broadway, 3rd Fl.
New York, NY 10013
(212) 965-8477

Building Structures:
McNamara Salvia
62 West 45th Street, 11th Fl.
New York, NY 10036
(212) 246-9800

MEP Engineer:
Ventrop ECG, LLC
365 W 34th Street, 3rd Fl.
New York, NY 10001
(212) 244-5060

Exterior Facade Consultant:
Gilsanz Murray Steficek, LLP
129 West 27th Street, 5th Fl.
New York, NY 10001
(212) 254-0030

Landscape Architect:
Weintraub Diaz, LLC
19 New Street
Nyack, NY 10960
(845) 353-2500

Civil Engineer & Acoustic Consultant:
AKRF Engineering PC
440 Park Avenue South, 7th Fl.
New York, NY 10016
(646) 388-9829

IT & Security Consultant:
Anj Communications
133 Sunny Ridge Road
Harrison, New York 10528
(914) 967-1967

Pool Consultant:
Integrated Aquatics Engineering, Inc.
75 Stiewell Ave
Doylestown, PA 18901
(215) 230-8623

Elevator Consultant:
Jenkins and Huntington
1251 Avenue of the Americas
New York, NY 10020
(212)-696-1818

DOB STAMPS & SIGNATURES:

DWG TITLE:
STORM RISER DIAGRAM

NB#121192903

SEAL & SIGNATURE:
STATE OF NEW YORK
HAOLON WONG
LICENSED PROFESSIONAL ENGINEER

DATE: 11/19/15
PROJECT #: 2015-527
SCALE: NTS
P-202.00
DWG NO.

DEPT OF BLDGS 121192903 Job Number
B5004597519 Scan Code

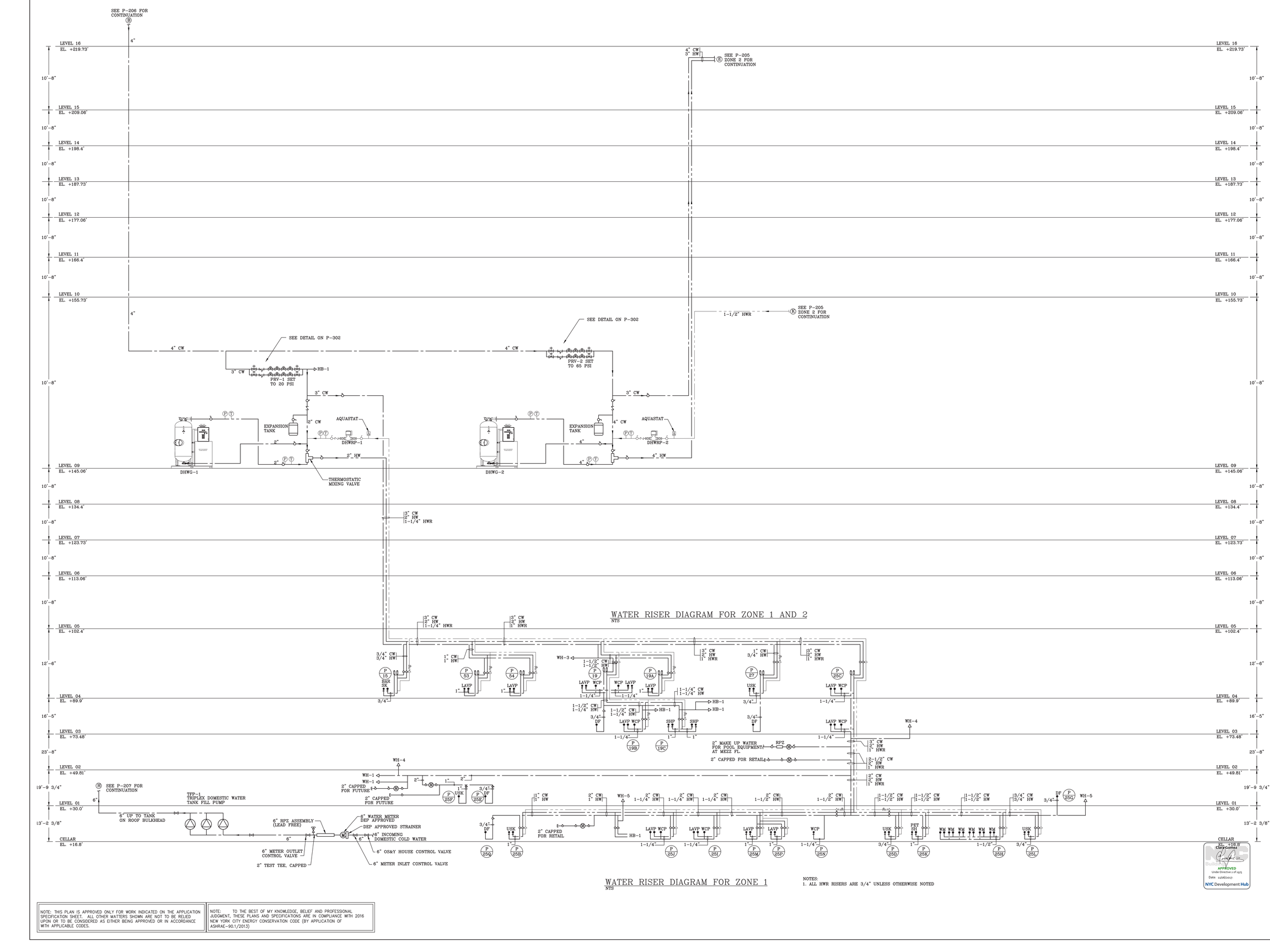

NOTE: THIS PLAN IS APPROVED ONLY FOR WORK INDICATED ON THE APPLICATION SPECIFICATION SHEET. ALL OTHER MATTERS SHOWN ARE NOT TO BE RELIED UPON OR TO BE CONSIDERED AS EITHER BEING APPROVED OR IN ACCORDANCE WITH APPLICABLE CODES.

NOTE: TO THE BEST OF MY KNOWLEDGE, BELIEF AND PROFESSIONAL JUDGMENT, THESE PLANS AND SPECIFICATIONS ARE IN COMPLIANCE WITH 2016 NEW YORK CITY ENERGY CONSERVATION CODE (BY APPLICATION OF ASHRAE-90.1/2013)

KEY PLAN

NOTES:

15	09/22/2017	ISSUED TO DOB
14	09/18/2017	AS-XXX MAM SCREENING COM
13	06/14/2017	100% CD SUBMISSION 3
12	03/31/2017	90% CD SUBMISSION 2
11	01/20/2017	80% CD SUBMISSION 1
10	01/13/2017	REVISED BUY SET
9	01/06/2017	RE-SUBMISSION FOR EN COMMENTS
8	12/22/2016	RE-SUBMISSION FOR EN COMMENTS
7	11/11/2016	CORE & SHELL BUY SET
6	10/07/2016	CORE & SHELL BID SET
5	09/13/2016	PROGRESS SET FOR BUDGETING
4	07/06/2016	HUB FILING SET
3	06/29/2016	100% DD SET
2	05/02/2016	50% DD SET
1	04/11/2016	PRELIMINARY PRICING SET

Number: Date: Revision:

Project:
130 WILLIAM STREET
130 WILLIAM STREET
NEW YORK, NY 10038

Client:
THE LIGHTSTONE GROUP
130 WILLIAM STREET PROPERTY OWNER LLC
460 PARK AVE, 13TH FLOOR
NEW YORK, NY 10022
(212) 616-9971

Architect:
HILL | WEST ARCHITECTS
11 BROADWAY
17TH FLOOR
NEW YORK, NY 10004
T. 212 213 8007

Creative Director
Adjaye Associates
415 Broadway, 3rd Fl.
New York, NY 10013
(212) 965-8477

Building Structures:
McNamara Salvia
62 West 45th Street, 11th Fl.
New York, NY 10036
(212) 246-9800

MEP Engineer:
Ventrop ECG, LLC
365 W 34th Street, 3rd Fl.
New York, NY 10001
(212) 244-5060

Exterior Facade Consultant:
Gilsanz Murray Steficek, LLP
129 West 27th Street, 5th Fl.
New York, NY 10001
(212) 254-0030

Landscape Architect:
Weintraub Diaz, LLC
19 New Street
Nyack, NY 10960
(845) 353-2500

Civil Engineer & Acoustic Consultant:
AKRF Engineering PC
440 Park Avenue South, 7th Fl.
New York, NY 10016
(646) 388-9829

IT & Security Consultant:
Anj Communications
133 Sunny Ridge Road
Harrison, New York 10528
(914) 967-1967

Pool Consultant:
Integrated Aquatics Engineering, Inc.
79 Shewell Ave
Doylestown, PA 18901
(215) 230-8623

Elevator Consultant:
Jenkins and Huntington
1251 Avenue of the Americas
New York, NY 10020
(212)-696-1818

DOB STAMPS & SIGNATURES:

NYC Buildings APPROVED Under Directive 1 of 1975 Date: 11/16/2017 NYC Development Hub

DWG TITLE:
WATER RISER DIAGRAM

NB#121192903

SEAL & SIGNATURE:
STATE OF NEW YORK WALDON WONG LICENSED PROFESSIONAL ENGINEER

DATE: 11/16/15
PROJECT #: 2015-527
SCALE: NTS
P-203.00
DWG NO.

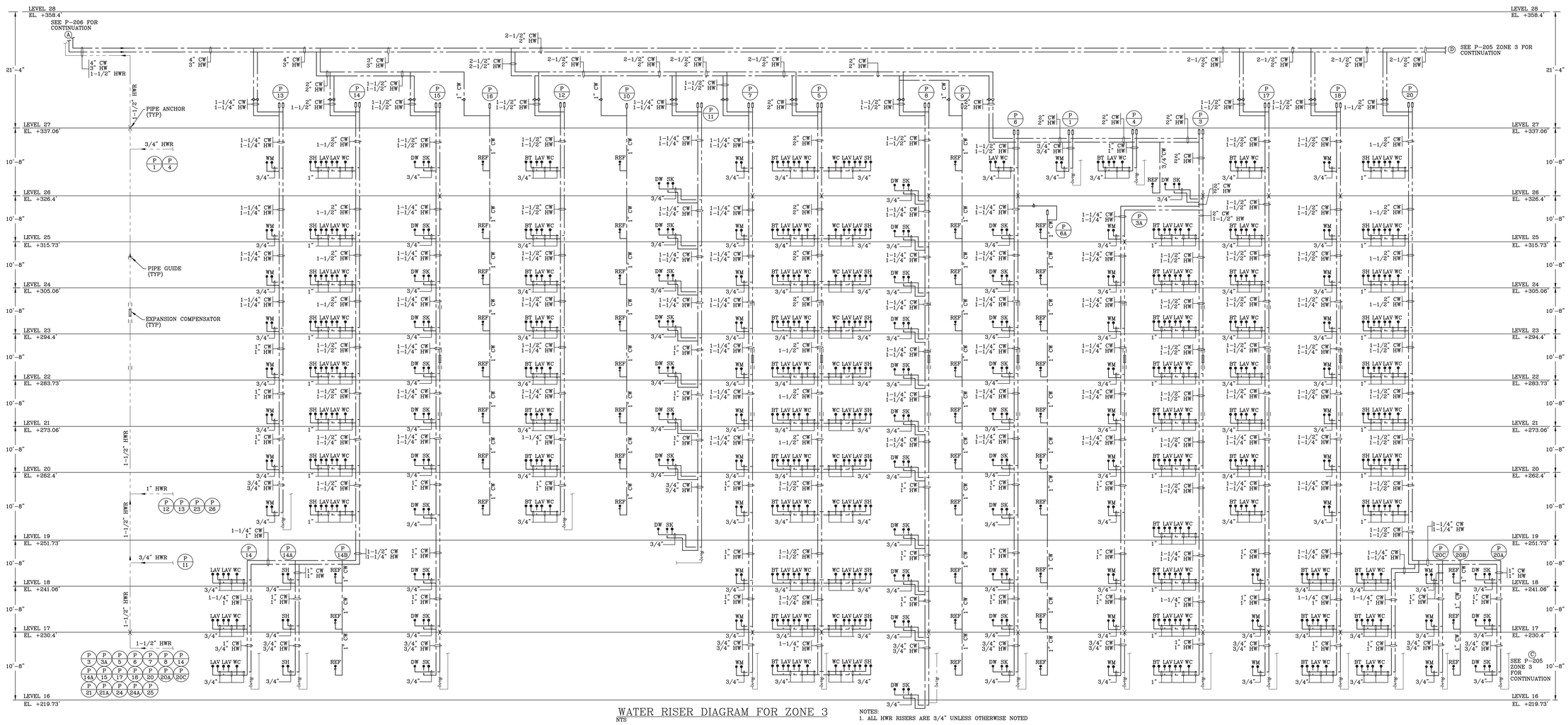

WATER RISER DIAGRAM FOR ZONE 3
NTS

NOTES:
1. ALL HWR RISERS ARE 3/4" UNLESS OTHERWISE NOTED

NOTE: THIS PLAN IS APPROVED ONLY FOR WORK INDICATED ON THE APPLICATION SPECIFICATION SHEET. ALL OTHER MATTERS SHOWN ARE NOT TO BE RELIED UPON OR TO BE CONSIDERED AS EITHER BEING APPROVED OR IN ACCORDANCE WITH APPLICABLE CODES.

NOTE: TO THE BEST OF MY KNOWLEDGE, BELIEF AND PROFESSIONAL JUDGMENT, THESE PLANS AND SPECIFICATIONS ARE IN COMPLIANCE WITH 2016 NEW YORK CITY ENERGY CONSERVATION CODE (BY APPLICATION OF ASHRAE-90.1/2013)

Clara Gomez
Building
APPROVED
Under Directive 2 of 1975
Date: 11/06/2017
NYC Development Hub

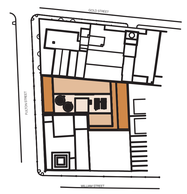

KEY PLAN

NOTES:

Number:	Date:	Revision:
14	09/22/2017	ISSUED TO DOB
13	06/14/2017	100% CD SUBMISSION 3
12	03/31/2017	95% CD SUBMISSION 2
11	01/20/2017	80% CD SUBMISSION 1
10	01/13/2017	REVISED BUY SET
9	01/06/2017	RE-SUBMISSION FOR EN COMMENTS
8	12/22/2016	RE-SUBMISSION FOR EN COMMENTS
7	11/11/2016	CORE & SHELL BUY SET
6	10/07/2016	CORE & SHELL BID SET
5	09/15/2016	PROGRESS SET FOR BUDGETING
4	07/06/2016	HUB FILING SET
3	06/20/2016	100% DD SET
2	05/02/2016	50% DD SET
1	04/11/2016	PRELIMINARY PRICING SET

Project:
130 WILLIAM STREET
130 WILLIAM STREET
NEW YORK, NY 10038

Client:
THE LIGHTSTONE GROUP
130 WILLIAM STREET PROPERTY OWNER LLC
460 PARK AVE, 13TH FLOOR
NEW YORK, NY 10022
(212) 616-9971

Architect:
HILL | WEST ARCHITECTS
11 BROADWAY
17TH FLOOR
NEW YORK, NY 10004
T. 212 213 8007

Creative Director
Adjaye Associates
415 Broadway, 3rd Fl.
New York, NY 10013
(212) 965-8477

Building Structures:
McNamara Salvia
62 West 45th Street, 11th Fl.
New York, NY 10036
(212) 246-9800

MEP Engineer:
Ventrop ECG, LLC
365 W 34th Street, 3rd Fl.
New York, NY 10001
(212) 244-5060

Exterior Facade Consultant:
Gilsanz Murray Steficek, LLP
129 West 27th Street, 5th Fl.
New York, NY 10001
(212) 254-0030

Landscape Architect:
Weintraub Diaz, LLC
19 New Street
Nyack, NY 10960
(845) 353-2500

Civil Engineer & Acoustic Consultant:
AKRF Engineering PC
440 Park Avenue South, 7th Fl.
New York, NY 10016
(646) 388-9829

IT & Security Consultant:
Anj Communications
133 Sunny Ridge Road
Harrison, New York 10528
(914) 967-1967

Pool Consultant:
Integrated Aquatics Engineering, Inc.
75 Shewell Ave
Doylestown, PA 18901
(215) 230-8623

Elevator Consultant:
Jenkins and Huntington
1251 Avenue of the Americas
New York, NY 10020
(212)-696-1818

DOB STAMPS & SIGNATURES:

DWG TITLE:
WATER RISER DIAGRAM

NB#121192903

SEAL & SIGNATURE:
STATE OF NEW YORK
WALDON WONG
095187
LICENSED PROFESSIONAL ENGINEER

DATE: 11/19/15
PROJECT #: 2015-527
SCALE: NTS
DWG NO. P-204.00

DEPT OF BLDGS 121192903 Job Number
ESD7021A4B9 Scan Code

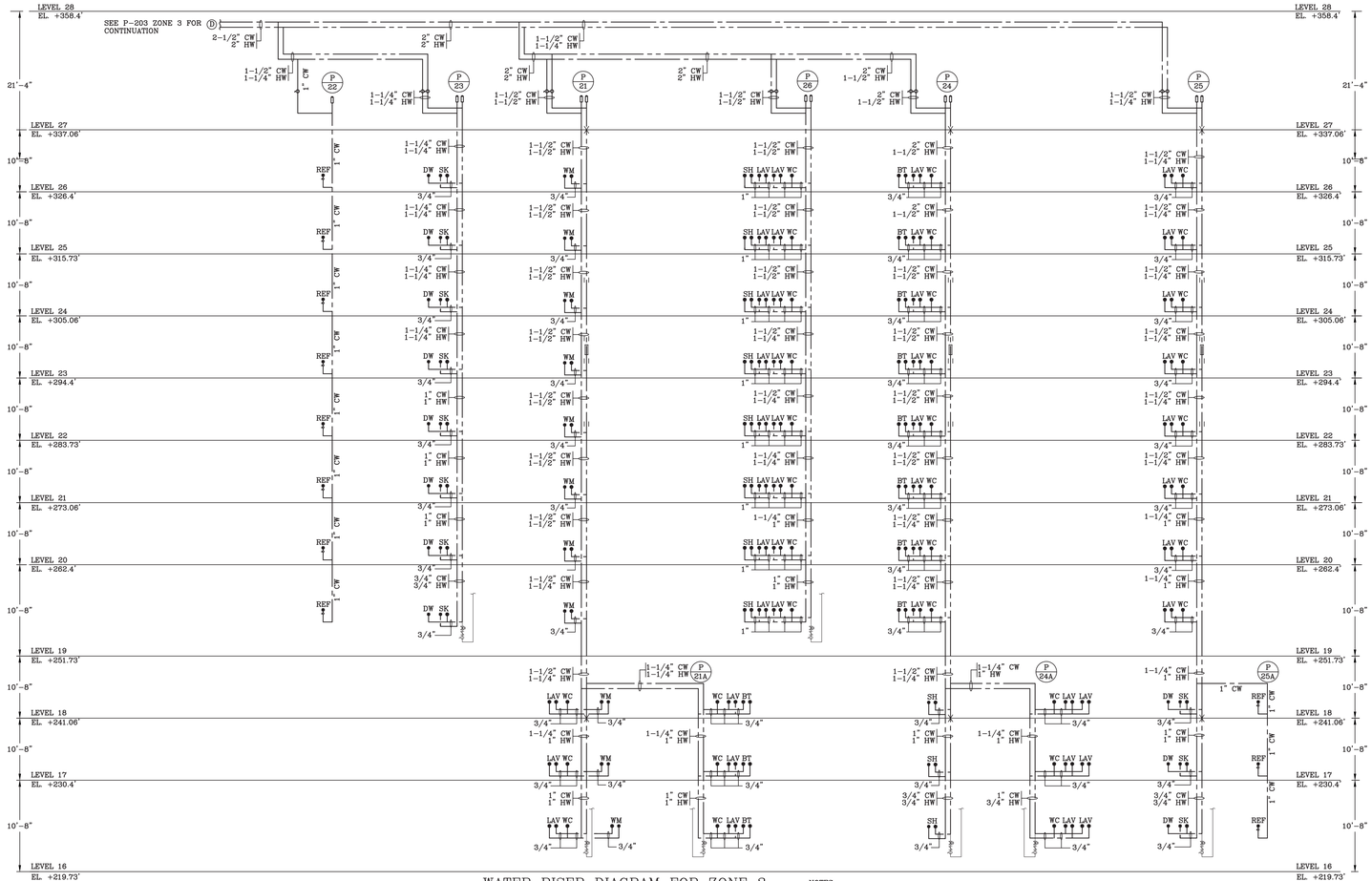

WATER RISER DIAGRAM FOR ZONE 3
NTS

NOTES:
1. ALL HWR RISERS ARE 3/4" UNLESS OTHERWISE NOTED

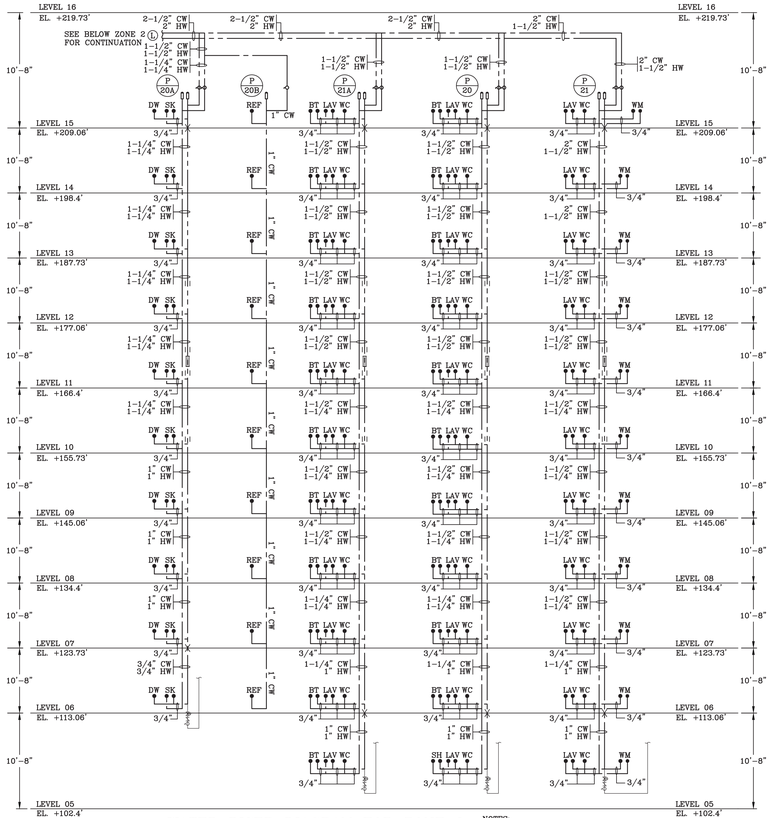

WATER RISER DIAGRAM FOR ZONE 2
NTS

NOTES:
1. ALL HWR RISERS ARE 3/4" UNLESS OTHERWISE NOTED

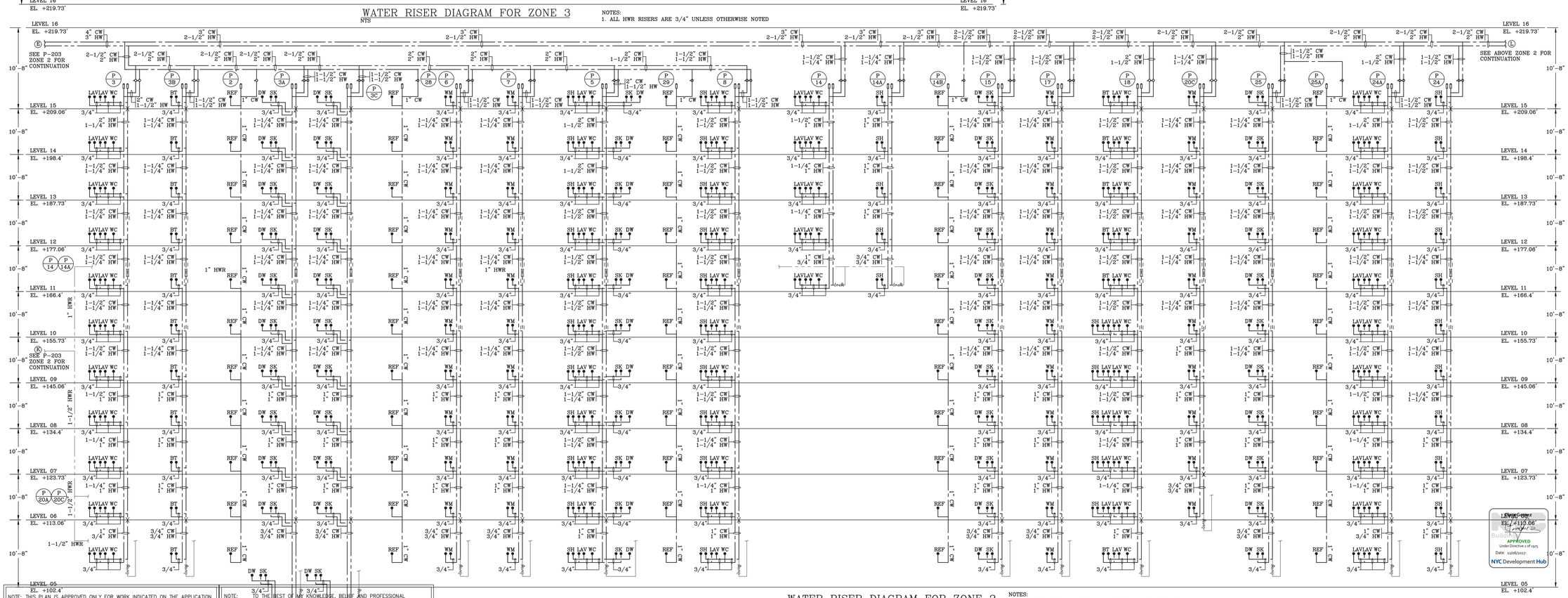

WATER RISER DIAGRAM FOR ZONE 2
NTS

NOTES:
1. ALL HWR RISERS ARE 3/4" UNLESS OTHERWISE NOTED

NOTE: THIS PLAN IS APPROVED ONLY FOR WORK INDICATED ON THE APPLICATION SPECIFICATION SHEET. ALL OTHER MATTERS SHOWN ARE NOT TO BE RELIED UPON OR TO BE CONSIDERED AS EITHER BEING APPROVED OR IN ACCORDANCE WITH APPLICABLE CODES.

NOTE: TO THE BEST OF MY KNOWLEDGE, BELIEF AND PROFESSIONAL JUDGMENT, THESE PLANS AND SPECIFICATIONS ARE IN COMPLIANCE WITH 2016 NEW YORK CITY ENERGY CONSERVATION CODE (BY APPLICATION OF ASHRAE-90.1/2013)

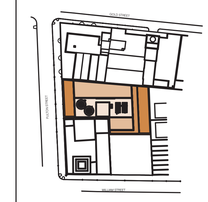

KEY PLAN

NOTES:

Number:	Date:	Revision:
14	09/22/2017	ISSUED TO DOB
13	06/14/2017	100% CD SUBMISSION (3)
12	03/31/2017	90% CD SUBMISSION (2)
11	01/20/2017	80% CD SUBMISSION (1)
10	01/13/2017	REVISED BUY SET
9	01/06/2017	RE-SUBMISSION FOR EN COMMENTS
8	12/22/2016	RE-SUBMISSION FOR EN COMMENTS
7	11/11/2016	CORE & SHELL BUY SET
6	10/07/2016	CORE & SHELL BID SET
5	09/13/2016	PROGRESS SET FOR BUDGETING
4	07/06/2016	HLB FILING SET
3	06/29/2016	100% DD SET
2	05/05/2016	50% DD SET
1	04/11/2016	PRELIMINARY PRICING SET

Project:
130 WILLIAM STREET
130 WILLIAM STREET
NEW YORK, NY 10038

Client:
THE LIGHTSTONE GROUP
130 WILLIAM STREET PROPERTY OWNER LLC
460 PARK AVE, 13TH FLOOR
NEW YORK, NY 10022
(212) 616-9971

Architect:
HILL | WEST ARCHITECTS
11 BROADWAY
17TH FLOOR
NEW YORK, NY 10004
T. 212 213 8007

Creative Director
Adjaye Associates
415 Broadway, 3rd Fl.
New York, NY 10013
(212) 965-8477

Building Structures:
McNamara Salvia
62 West 45th Street, 11th Fl.
New York, NY 10036
(212) 246-9800

MEP Engineer:
Vertrop ECG, LLC
365 W 34th Street, 3rd Fl.
New York, NY 10001
(212) 244-5060

Exterior Facade Consultant:
Gilsanz Murray Steficek, LLP
129 West 27th Street, 5th Fl.
New York, NY 10001
(212) 254-0030

Landscape Architect:
Weintraub Diaz, LLC
19 New Street
Nyack, NY 10960
(845) 353-2500

Civil Engineer & Acoustic Consultant:
AKRF Engineering PC
440 Park Avenue South, 7th Fl.
New York, NY 10016
(646) 388-9829

IT & Security Consultant:
Anj Communications
133 Sunny Ridge Road
Harrison, New York 10528
(914) 967-1967

Pool Consultant:
Integrated Aquatics Engineering, Inc.
75 Shewell Ave
Doylestown, PA 18901
(215) 230-8623

Elevator Consultant:
Jenkins and Huntington
1251 Avenue of the Americas
New York, NY 10020
(212)-696-1818

DOB STAMPS & SIGNATURES:

Buildings
APPROVED
Under Directive 1 of 1975
Date: 11/06/2017
NYC Development Hub

DWG TITLE:
WATER RISER DIAGRAM

NB#121192903

SEAL & SIGNATURE:



DATE:	11/19/15
PROJECT #:	2015-527
SCALE:	NTS
DWG NO.	P-205.00

DEPT OF BLDGS 121192903 Job Number
E3486857656 Scan Code

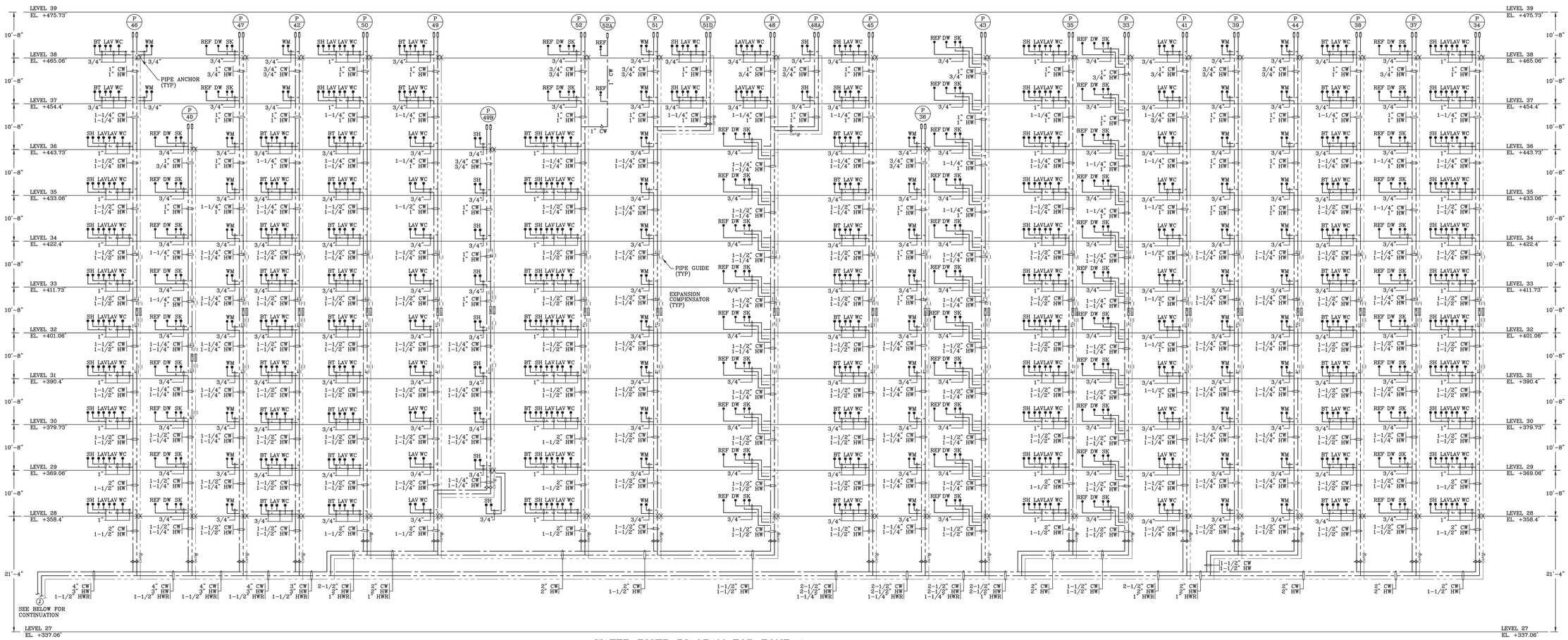

WATER RISER DIAGRAM FOR ZONE 4
NTS

NOTES:
1. ALL HWR RISERS ARE 3/4" UNLESS OTHERWISE NOTED

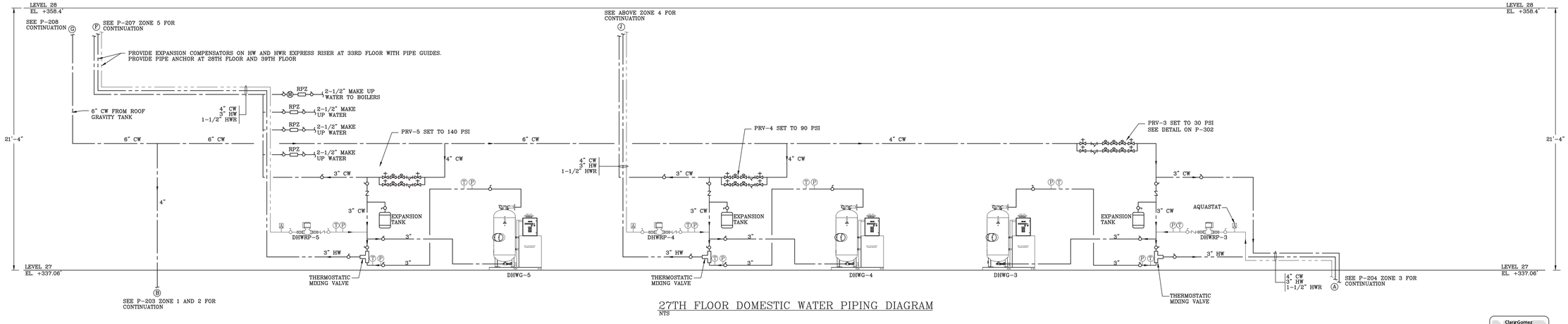

27TH FLOOR DOMESTIC WATER PIPING DIAGRAM
NTS

Clara Gomez
Buildings
APPROVED
Under Directive 1 of 1975
Date: 11/06/2017
NYC Development Hub

NOTE: THIS PLAN IS APPROVED ONLY FOR WORK INDICATED ON THE APPLICATION SPECIFICATION SHEET. ALL OTHER MATTERS SHOWN ARE NOT TO BE RELIED UPON OR TO BE CONSIDERED AS EITHER BEING APPROVED OR IN ACCORDANCE WITH APPLICABLE CODES.

NOTE: TO THE BEST OF MY KNOWLEDGE, BELIEF AND PROFESSIONAL JUDGMENT, THESE PLANS AND SPECIFICATIONS ARE IN COMPLIANCE WITH 2016 NEW YORK CITY ENERGY CONSERVATION CODE (BY APPLICATION OF ASHRAE-90.1/2013)

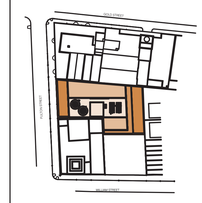

KEY PLAN

NOTES:

Number:	Date:	Revision:
14	09/22/2017	ISSUED TO DOB
13	06/14/2017	100% CD SUBMISSION Δ3
12	03/31/2017	90% CD SUBMISSION Δ2
11	01/20/2017	80% CD SUBMISSION Δ1
10	01/13/2017	REVISED BUY SET
9	01/06/2017	RE-SUBMISSION FOR EN COMMENTS
8	12/22/2016	RE-SUBMISSION FOR EN COMMENTS
7	11/11/2016	CORE & SHELL BUY SET
6	10/07/2016	CORE & SHELL BID SET
5	09/13/2016	PROGRESS SET FOR BUDGETING
4	07/06/2016	HUB FILING SET
3	06/29/2016	100% DD SET
2	05/02/2016	50% DD SET
1	04/11/2016	PRELIMINARY PRICING SET

Project:
130 WILLIAM STREET
130 WILLIAM STREET
NEW YORK, NY 10038

Client:
THE LIGHTSTONE GROUP
130 WILLIAM STREET PROPERTY OWNER LLC
460 PARK AVE, 13TH FLOOR
NEW YORK, NY 10022
(212) 616-9971

Architect:
HILL | WEST ARCHITECTS
11 BROADWAY
17TH FLOOR
NEW YORK, NY 10004
T. 212 213 8007

Creative Director
Adjaye Associates
415 Broadway, 3rd Fl.
New York, NY 10013
(212) 965-8477

Building Structures:
McNamara Salvia
62 West 45th Street, 11th Fl.
New York, NY 10036
(212) 246-9800

MEP Engineer:
Ventrop ECG, LLC
365 W 34th Street, 3rd Fl.
New York, NY 10001
(212) 244-5060

Exterior Facade Consultant:
Gilsanz Murray Steficek, LLP
129 West 27th Street, 5th Fl.
New York, NY 10001
(212) 254-0030

Landscape Architect:
Weintraub Diaz, LLC
19 New Street
Nyack, NY 10960
(845) 353-2500

Civil Engineer & Acoustic Consultant:
AKRF Engineering PC
440 Park Avenue South, 7th Fl.
New York, NY 10016
(646) 388-9829

IT & Security Consultant:
Anj Communications
133 Sunny Ridge Road
Harrison, New York 10528
(914) 967-1967

Pool Consultant:
Integrated Aquatics Engineering, Inc.
75 Shewell Ave
Doylestown, PA 18901
(215) 230-8623

Elevator Consultant:
Jenkins and Huntington
1251 Avenue of the Americas
New York, NY 10020
(212)-696-1818

DOB STAMPS & SIGNATURES:

DWG TITLE:
WATER RISER DIAGRAM

NB#121192903

SEAL & SIGNATURE:
STATE OF NEW YORK · MALGON WONG · 026787 · LICENSED PROFESSIONAL ENGINEER

DATE: 11/19/15
PROJECT #: 2015-527
SCALE: NTS

P-206.00
DWG NO.

52 OF 62

DEPT OF BLDGS 121192903 Job Number
E3454338228 Scan Code

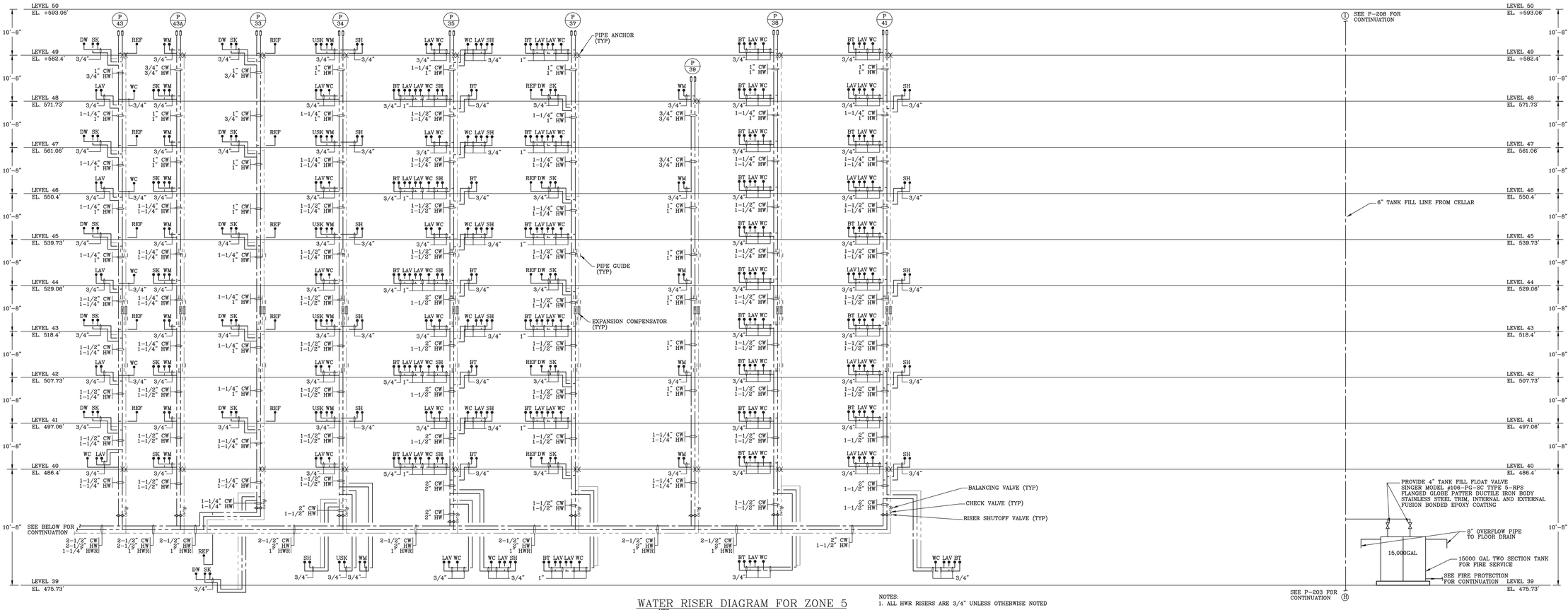

WATER RISER DIAGRAM FOR ZONE 5
NTS

NOTES:
1. ALL HWR RISERS ARE 3/4" UNLESS OTHERWISE NOTED



WATER RISER DIAGRAM FOR ZONE 5
NTS

NOTES:
1. ALL HWR RISERS ARE 3/4" UNLESS OTHERWISE NOTED

NOTE: THIS PLAN IS APPROVED ONLY FOR WORK INDICATED ON THE APPLICATION SPECIFICATION SHEET. ALL OTHER MATTERS SHOWN ARE NOT TO BE RELIED UPON OR TO BE CONSIDERED AS EITHER BEING APPROVED OR IN ACCORDANCE WITH APPLICABLE CODES.

NOTE: TO THE BEST OF MY KNOWLEDGE, BELIEF AND PROFESSIONAL JUDGMENT, THESE PLANS AND SPECIFICATIONS ARE IN COMPLIANCE WITH 2016 NEW YORK CITY ENERGY CONSERVATION CODE (BY APPLICATION OF ASHRAE-90.1/2013)

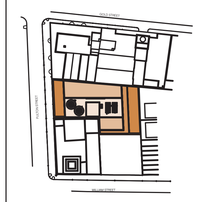

KEY PLAN

NOTES:

Number:	Date:	Revision:
14	09/22/2017	ISSUED TO DOB
13	06/14/2017	100% CD SUBMISSION 3
12	03/31/2017	90% CD SUBMISSION 2
11	01/20/2017	80% CD SUBMISSION 1
10	01/13/2017	REVISED BUY SET
9	01/06/2017	RE-SUBMISSION FOR EN COMMENTS
8	12/22/2016	RE-SUBMISSION FOR EN COMMENTS
7	11/11/2016	CORE & SHELL BUY SET
6	10/07/2016	CORE & SHELL BID SET
5	09/13/2016	PROGRESS SET FOR BUDGETING
4	07/06/2016	HLB FILING SET
3	06/29/2016	100% DD SET
2	05/02/2016	50% DD SET
1	04/11/2016	PRELIMINARY PRICING SET

Project:
130 WILLIAM STREET
130 WILLIAM STREET
NEW YORK, NY 10038

Client:
THE LIGHTSTONE GROUP
130 WILLIAM STREET PROPERTY OWNER LLC
460 PARK AVE, 13TH FLOOR
NEW YORK, NY 10022
(212) 616-9971

Architect:
HILL | WEST ARCHITECTS
11 BROADWAY
17TH FLOOR
NEW YORK, NY 10004
T. 212 213 8007

Creative Director
Adjaye Associates
415 Broadway, 3rd Fl.
New York, NY 10013
(212) 965-8477

Building Structures:
McNamara Salvia
62 West 45th Street, 11th Fl.
New York, NY 10036
(212) 246-9800

MEP Engineer:
Ventrop ECG, LLC
365 W 34th Street, 3rd Fl.
New York, NY 10001
(212) 244-5060

Exterior Facade Consultant:
Gilsanz Murray Steficek, LLP
129 West 27th Street, 5th Fl.
New York, NY 10001
(212) 254-0030

Landscape Architect:
Weintraub Diaz, LLC
19 New Street
Nyack, NY 10960
(845) 353-2500

Civil Engineer & Acoustic Consultant:
AKRF Engineering PC
440 Park Avenue South, 7th Fl.
New York, NY 10016
(646) 388-9829

IT & Security Consultant:
Anj Communications
133 Sunny Ridge Road
Harrison, New York 10528
(914) 967-1967

Pool Consultant:
Integrated Aquatics Engineering, Inc.
75 Shewell Ave
Doylestown, PA 18901
(215) 230-8623

Elevator Consultant:
Jenkins and Huntington
1251 Avenue of the Americas
New York, NY 10020
(212)-696-1818

DOB STAMPS & SIGNATURES:

DWG TITLE:
WATER RISER DIAGRAM

NB#121192903

SEAL & SIGNATURE:
STATE OF NEW YORK
HALOON WONG
086183
LICENSED PROFESSIONAL ENGINEER

DATE: 11/19/15
PROJECT #: 2015-527
SCALE: NTS
DWG NO: P-207.00

53 OF 62

DEPT OF BLDGS 121192903 Job Number
B1B9C9464A0 Scan Code



WATER RISER DIAGRAM FOR ZONE 6
NTS

NOTES:
1. ALL HWR RISERS ARE 3/4" UNLESS OTHERWISE NOTED

Clara Gomez
Buildings
APPROVED
Under Directive 1 of 1975
Date: 11/06/2017
NYC Development Hub

NOTE: THIS PLAN IS APPROVED ONLY FOR WORK INDICATED ON THE APPLICATION SPECIFICATION SHEET. ALL OTHER MATTERS SHOWN ARE NOT TO BE RELIED UPON OR TO BE CONSIDERED AS EITHER BEING APPROVED OR IN ACCORDANCE WITH APPLICABLE CODES.

NOTE: TO THE BEST OF MY KNOWLEDGE, BELIEF AND PROFESSIONAL JUDGMENT, THESE PLANS AND SPECIFICATIONS ARE IN COMPLIANCE WITH 2016 NEW YORK CITY ENERGY CONSERVATION CODE (BY APPLICATION OF ASHRAE-90.1/2013)

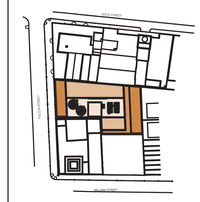

KEY PLAN

NOTES:

Number:	Date:	Revision:
14	09/22/2017	ISSUED TO DOB
13	06/14/2017	100% CD SUBMISSION 3
12	03/31/2017	50% CD SUBMISSION 2
11	01/20/2017	80% CD SUBMISSION 1
10	01/13/2017	REVISED BUY SET
9	01/06/2017	RE-SUBMISSION FOR EN COMMENTS
8	12/22/2016	RE-SUBMISSION FOR EN COMMENTS
7	11/11/2016	CORE & SHELL BUY SET
6	10/07/2016	CORE & SHELL BID SET
5	09/13/2016	PROGRESS SET FOR BUDGETING
4	07/06/2016	HLB FILING SET
3	06/20/2016	100% DD SET
2	05/02/2016	50% DD SET
1	04/11/2016	PRELIMINARY PRICING SET

Project:
130 WILLIAM STREET
130 WILLIAM STREET
NEW YORK, NY 10038

Client:
THE LIGHTSTONE GROUP
130 WILLIAM STREET PROPERTY OWNER LLC
460 PARK AVE, 13TH FLOOR
NEW YORK, NY 10022
(212) 616-9971

Architect:
HILL | WEST ARCHITECTS
11 BROADWAY
17TH FLOOR
NEW YORK, NY 10004
T. 212 213 8007

Creative Director
Adjaye Associates
415 Broadway, 3rd Fl.
New York, NY 10013
(212) 965-8477

Building Structures:
McNamara Salvia
62 West 45th Street, 11th Fl.
New York, NY 10036
(212) 246-9800

MEP Engineer:
Ventrop ECG, LLC
365 W 34th Street, 3rd Fl.
New York, NY 10001
(212) 244-5060

Exterior Facade Consultant:
Gilsanz Murray Steficek, LLP
129 West 27th Street, 5th Fl.
New York, NY 10001
(212) 254-0030

Landscape Architect:
Weintraub Diaz, LLC
19 New Street
Nyack, NY 10960
(845) 353-2500

Civil Engineer & Acoustic Consultant:
AKRF Engineering PC
440 Park Avenue South, 7th Fl.
New York, NY 10016
(646) 388-9829

IT & Security Consultant:
Anj Communications
133 Sunny Ridge Road
Harrison, New York 10528
(914) 967-1967

Pool Consultant:
Integrated Aquatics Engineering, Inc.
75 Shewell Ave
Doylestown, PA 18901
(215) 230-8623

Elevator Consultant:
Jenkins and Huntington
1251 Avenue of the Americas
New York, NY 10020
(212)-696-1818

DOB STAMPS & SIGNATURES:

DWG TITLE:
WATER RISER DIAGRAM

NB#121192903

SEAL & SIGNATURE:
STATE OF NEW YORK · HAROLD YOUNG · 098187 · LICENSED PROFESSIONAL ENGINEER

DATE: 11/19/15
PROJECT #: 2015-527
SCALE: NTS
P-208.00
DWG NO.

54 OF 62

KEY PLAN

NOTES:

Number	Date	Revision
14	09/22/2017	ISSUED TO DOB
13	09/14/2017	100% CD SUBMISSION
12	03/31/2017	95% CD SUBMISSION
11	01/20/2017	80% CD SUBMISSION
10	01/13/2017	90% SED BUY SET
9	01/06/2017	90% SUBMISSION FOR EN COMMENTS
8	12/22/2016	90% SUBMISSION FOR EN COMMENTS
7	12/16/2016	CORE & SHELL BUY SET
6	10/07/2016	CORE & SHELL BID SET
5	09/13/2016	PROGRESS SET FOR BUDGETING
4	07/06/2016	4 HR FUNG SET
3	06/20/2016	100% CD SET
2	05/02/2016	50% CD SET
1	04/11/2016	PRELIMINARY PRICING SET

Project:
130 WILLIAM STREET
130 WILLIAM STREET
NEW YORK, NY 10038

Client:
THE LIGHTSTONE GROUP
130 WILLIAM STREET PROPERTY OWNER LLC
460 PARK AVE, 13TH FLOOR
NEW YORK, NY 10022
(212) 616-9971

Architect:
HILL | WEST
ARCHITECTS
11 BROADWAY
17TH FLOOR
NEW YORK, NY 10004
T. 212 213 8007

Creative Director:
Adjaye Associates
415 Broadway, 3rd Fl.
New York, NY 10013
(212) 965-8477

Building Structures:
McNamara Salvia
62 West 45th Street, 11th Fl.
New York, NY 10036
(212) 244-9800

MEP Engineer:
Ventrop ECG, LLC
365 W 34th Street, 3rd Fl.
New York, NY 10001
(212) 244-5060

Exterior Facade Consultant:
Gilsanz Murray Steficek, LLP
129 West 27th Street, 5th Fl.
New York, NY 10001
(212) 254-4030

Landscape Architect:
Weintraub Diaz, LLC
19 New Street
Nyack, NY 10960
(845) 353-2500

Civil Engineer & Acoustic Consultant:
AKRF Engineering PC
440 Park Avenue South, 7th Fl.
New York, NY 10016
(646) 388-9629

IT & Security Consultant:
Anj Communications
133 Sunny Ridge Road
Harrison, New York 10528
(914) 967-1967

Pool Consultant:
Integrated Aquatics Engineering, Inc.
75 Stevens Ave
Doylestown, PA 18901
(215) 230-8623

Elevator Consultant:
Jenkins and Huntington
1251 Avenue of the Americas
New York, NY 10020
(212) 696-1818

DOB STAMPS & SIGNATURES:

DWG TITLE:
SANITARY RISER DIAGRAM
NB#121192903

SEAL & SIGNATURE:
STATE OF NEW YORK · WILLIAM J. HONG · LICENSED PROFESSIONAL ENGINEER

DATE: 11/19/15
PROJECT #: 2015-527
SCALE: NTS
DWG NO.: P-209
55 OF 62

Clark Construction Building Approved
Under Directives of NYS
Date: 12/08/2017
NYC Development Hub

SANITARY RISER DIAGRAM
NTS

NOTE: THIS PLAN IS APPROVED ONLY FOR WORK INDICATED ON THE APPLICATION SPECIFICATION SHEET. ALL OTHER MATTERS SHOWN ARE NOT TO BE RELIED UPON OR TO BE CONSIDERED AS EITHER BEING APPROVED OR IN ACCORDANCE WITH APPLICABLE CODES.

NOTE: TO THE BEST OF MY KNOWLEDGE, BELIEF AND PROFESSIONAL JUDGMENT, THESE PLANS AND SPECIFICATIONS ARE IN COMPLIANCE WITH 2016 NEW YORK CITY ENERGY CONSERVATION CODE (BY APPLICATION OF ASHRAE-90.1/2013)

DEPT OF BLDGS 121192903 Job Number
E395452246 Scan Code



SANITARY RISER DIAGRAM
NTS

NOTE: THIS PLAN IS APPROVED ONLY FOR WORK INDICATED ON THE APPLICATION SPECIFICATION SHEET. ALL OTHER MATTERS SHOWN ARE NOT TO BE RELIED UPON OR TO BE CONSIDERED AS EITHER BEING APPROVED OR IN ACCORDANCE WITH APPLICABLE CODES.

NOTE: TO THE BEST OF MY KNOWLEDGE, BELIEF AND PROFESSIONAL JUDGMENT, THESE PLANS AND SPECIFICATIONS ARE IN COMPLIANCE WITH 2016 NEW YORK CITY ENERGY CONSERVATION CODE (BY APPLICATION OF ASHRAE–90.1/2013)

Clara Gomez
Borough Commissioner
APPROVED
Under Directive 1 of 1975
Date: 11/06/2017
NYC Development Hub

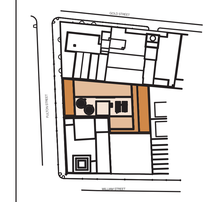

KEY PLAN

NOTES:

Number:	Date:	Revision:
15	09/22/2017	ISSUED TO DOB
14	09/18/2017	AS-XXX MAM SCREENING ROOM
13	06/14/2017	100% CD SUBMISSION Δ3
12	03/31/2017	90% CD SUBMISSION Δ2
11	01/20/2017	80% CD SUBMISSION Δ1
10	01/13/2017	REVISED BUY SET
9	01/06/2017	RE-SUBMISSION FOR EN COMMENTS
8	12/22/2016	RE-SUBMISSION FOR EN COMMENTS
7	11/11/2016	CORE & SHELL BUY SET
6	10/07/2016	CORE & SHELL BID SET
5	09/13/2016	PROGRESS SET FOR BUDGETING
4	07/06/2016	HUB FILING SET
3	06/29/2016	100% DD SET
2	05/05/2016	50% DD SET
1	04/11/2016	PRELIMINARY PRICING SET

Project:
130 WILLIAM STREET
130 WILLIAM STREET
NEW YORK, NY 10038

Client:
THE LIGHTSTONE GROUP
130 WILLIAM STREET PROPERTY OWNER LLC
460 PARK AVE, 13TH FLOOR
NEW YORK, NY 10022
(212) 616-9971

Architect:
HILL | WEST ARCHITECTS
11 BROADWAY
17TH FLOOR
NEW YORK, NY 10004
T. 212 213 8007

Creative Director
Adjaye Associates
415 Broadway, 3rd Fl.
New York, NY 10013
(212) 965-8477

Building Structures:
McNamara Salvia
62 West 45th Street, 11th Fl.
New York, NY 10036
(212) 246-9800

MEP Engineer:
Ventrop ECG, LLC
365 W 34th Street, 3rd Fl.
New York, NY 10001
(212) 244-5060

Exterior Facade Consultant:
Gilsanz Murray Steficek, LLP
129 West 27th Street, 5th Fl.
New York, NY 10001
(212) 254-0030

Landscape Architect:
Weintraub Diaz, LLC
19 New Street
Nyack, NY 10960
(845) 353-2500

Civil Engineer & Acoustic Consultant:
AKRF Engineering PC
440 Park Avenue South, 7th Fl.
New York, NY 10016
(646) 388-9829

IT & Security Consultant:
Anj Communications
133 Sunny Ridge Road
Harrison, New York 10528
(914) 967-1967

Pool Consultant:
Integrated Aquatics Engineering, Inc.
75 Shewell Ave
Doylestown, PA 18901
(215) 230-8623

Elevator Consultant:
Jenkins and Huntington
1251 Avenue of the Americas
New York, NY 10020
(212)-696-1818

DOB STAMPS & SIGNATURES:

DWG TITLE:
SANITARY RISER DIAGRAM

NB#121192903

SEAL & SIGNATURE:
STATE OF NEW YORK · MALGON WONG · 030787 · LICENSED PROFESSIONAL ENGINEER

DATE: 11/19/15
PROJECT #: 2015-527
SCALE: NTS

DWG NO:
P-210

56 OF 62

DEPT OF BLDGS 121192902 Job Number
B2009180035 Scan Code



NOTE: THIS PLAN IS APPROVED ONLY FOR WORK INDICATED ON THE APPLICATION SPECIFICATION SHEET. ALL OTHER MATTERS SHOWN ARE NOT TO BE RELIED UPON OR TO BE CONSIDERED AS EITHER BEING APPROVED OR IN ACCORDANCE WITH APPLICABLE CODES.

NOTE: TO THE BEST OF MY KNOWLEDGE, BELIEF AND PROFESSIONAL JUDGMENT, THESE PLANS AND SPECIFICATIONS ARE IN COMPLIANCE WITH 2016 NEW YORK CITY ENERGY CONSERVATION CODE (BY APPLICATION OF ASHRAE-90.1/2013)

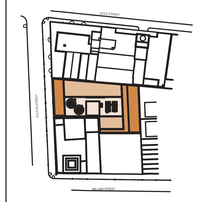

KEY PLAN

NOTES:

Number:	Date:	Revision:
14	09/22/2017	ISSUED TO DOB
13	06/14/2017	100% CO SUBMISSION Δ9
12	03/31/2017	50% CO SUBMISSION
11	01/20/2017	80% CO SUBMISSION Δ7 Δ8
10	01/13/2017	REVISED BUY SET
9	01/06/2017	RE-SUBMISSION FOR EN COMMENTS
8	12/22/2016	RE-SUBMISSION FOR EN COMMENTS
7	11/11/2016	CORE & SHELL BUY SET
6	10/07/2016	CORE & SHELL BID SET
5	09/13/2016	PROGRESS SET FOR BUDGETING
4	07/26/2016	HUB FILING SET
3	06/29/2016	100% DD SET
2	05/02/2016	50% DD SET
1	04/11/2016	PRELIMINARY PRICING SET

Project:
130 WILLIAM STREET
130 WILLIAM STREET
NEW YORK, NY 10038

Client:
THE LIGHTSTONE GROUP
130 WILLIAM STREET PROPERTY OWNER LLC
460 PARK AVE, 13TH FLOOR
NEW YORK, NY 10022
(212) 616-9971

Architect:
HILL | WEST ARCHITECTS
11 BROADWAY
17TH FLOOR
NEW YORK, NY 10004
T. 212 213 8007

Creative Director
Adjaye Associates
415 Broadway, 3rd Fl.
New York, NY 10013
(212) 965-8477

Building Structures:
McNamara Salvia
62 West 45th Street, 11th Fl.
New York, NY 10036
(212) 246-9800

MEP Engineer:
Ventrop ECG, LLC
365 W 34th Street, 3rd Fl.
New York, NY 10001
(212) 244-5060

Exterior Facade Consultant:
Gilsanz Murray Steficek, LLP
129 West 27th Street, 5th Fl.
New York, NY 10001
(212) 254-0030

Landscape Architect:
Weintraub Diaz, LLC
19 New Street
Nyack, NY 10960
(845) 353-2500

Civil Engineer & Acoustic Consultant:
AKRF Engineering PC
440 Park Avenue South, 7th Fl.
New York, NY 10016
(646) 388-9829

IT & Security Consultant:
Anj Communications
133 Sunny Ridge Road
Harrison, New York 10528
(914) 967-1967

Pool Consultant:
Integrated Aquatics Engineering, Inc.
70 Sheavell Ave
Doylestown, PA 18901
(215) 230-8623

Elevator Consultant:
Jenkins and Huntington
1251 Avenue of the Americas
New York, NY 10020
(212)-696-1818

DOB STAMPS & SIGNATURES:

DWG TITLE:
SANITARY RISER DIAGRAM

NB#121192903

SEAL & SIGNATURE:
STATE OF NEW YORK · HAGOON WONG · 088787 · LICENSED PROFESSIONAL ENGINEER

DATE:	11/19/15
PROJECT #:	2015-527
SCALE:	NTS
DWG NO:	P-211

DEPT OF BLDGS 121192903 Job Number
B3791311434 Scan Code

SANITARY RISER DIAGRAM

NTS

NOTE: THIS PLAN IS APPROVED ONLY FOR WORK INDICATED ON THE APPLICATION SPECIFICATION SHEET. ALL OTHER MATTERS SHOWN ARE NOT TO BE RELIED UPON OR TO BE CONSIDERED AS EITHER BEING APPROVED OR IN ACCORDANCE WITH APPLICABLE CODES.

NOTE: TO THE BEST OF MY KNOWLEDGE, BELIEF AND PROFESSIONAL JUDGMENT, THESE PLANS AND SPECIFICATIONS ARE IN COMPLIANCE WITH 2016 NEW YORK CITY ENERGY CONSERVATION CODE (BY APPLICATION OF ASHRAE–90.1/2013)

APPROVED
Under Directive 1 of 1975
Date: 11/06/2017
NYC Development Hub

KEY PLAN

NOTES:

Number:	Date:	Revision:
14	09/22/2017	ISSUED TO DOB
13	06/14/2017	100% CD SUBMISSION Δ3
12	03/31/2017	90% CD SUBMISSION Δ2
11	01/20/2017	80% CD SUBMISSION Δ1
10	01/13/2017	REVISED BUY SET
9	01/06/2017	RE-SUBMISSION FOR EN COMMENTS
8	12/22/2016	RE-SUBMISSION FOR EN COMMENTS
7	11/11/2016	CORE & SHELL BUY SET
6	10/07/2016	CORE & SHELL BID SET
5	09/13/2016	PROGRESS SET FOR BUDGETING
4	07/26/2016	HUB FILING SET
3	06/29/2016	100% DD SET
2	05/02/2016	50% DD SET
1	04/11/2016	PRELIMINARY PRICING SET

Project:
130 WILLIAM STREET
130 WILLIAM STREET
NEW YORK, NY 10038

Client:
THE LIGHTSTONE GROUP
130 WILLIAM STREET PROPERTY OWNER LLC
460 PARK AVE, 13TH FLOOR
NEW YORK, NY 10022
(212) 616-9971

Architect:
HILL | WEST ARCHITECTS
11 BROADWAY
17TH FLOOR
NEW YORK, NY 10004
T. 212 213 8007

Creative Director
Adjaye Associates
415 Broadway, 3rd Fl.
New York, NY 10013
(212) 965-8477

Building Structures:
McNamara Salvia
62 West 45th Street, 11th Fl.
New York, NY 10036
(212) 246-9800

MEP Engineer:
Ventrop ECG, LLC
365 W 34th Street, 3rd Fl.
New York, NY 10001
(212) 244-5060

Exterior Facade Consultant:
Gilsanz Murray Steficek, LLP
129 West 27th Street, 5th Fl.
New York, NY 10001
(212) 254-0030

Landscape Architect:
Weintraub Diaz, LLC
19 New Street
Nyack, NY 10960
(845) 353-2500

Civil Engineer & Acoustic Consultant:
AKRF Engineering PC
440 Park Avenue South, 7th Fl.
New York, NY 10016
(646) 388-9829

IT & Security Consultant:
Anj Communications
133 Sunny Ridge Road
Harrison, New York 10528
(914) 967-1967

Pool Consultant:
Integrated Aquatics Engineering, Inc.
79 Shewell Ave
Doylestown, PA 18901
(215) 230-8623

Elevator Consultant:
Jenkins and Huntington
1251 Avenue of the Americas
New York, NY 10020
(212)-696-1818

DOB STAMPS & SIGNATURES:

DWG TITLE:
SANITARY RISER DIAGRAM

NB#121192903

SEAL & SIGNATURE:
STATE OF NEW YORK · WALDON WONG · LICENSED PROFESSIONAL ENGINEER

DATE:	11/19/15
PROJECT #:	2015-527
SCALE:	NTS
DWG NO.	P-212

DEPT OF BLDGS 121192903 Job Number
E3400941238 Scan Code



SANITARY RISER DIAGRAM
NTS

NOTE: THIS PLAN IS APPROVED ONLY FOR WORK INDICATED ON THE APPLICATION SPECIFICATION SHEET. ALL OTHER MATTERS SHOWN ARE NOT TO BE RELIED UPON OR TO BE CONSIDERED AS EITHER BEING APPROVED OR IN ACCORDANCE WITH APPLICABLE CODES.

NOTE: TO THE BEST OF MY KNOWLEDGE, BELIEF AND PROFESSIONAL JUDGMENT, THESE PLANS AND SPECIFICATIONS ARE IN COMPLIANCE WITH 2016 NEW YORK CITY ENERGY CONSERVATION CODE (BY APPLICATION OF ASHRAE-90.1/2013)

Clara Gomez
APPROVED
Under Director's of 1975
Date: 11/06/2017
NYC Development Hub

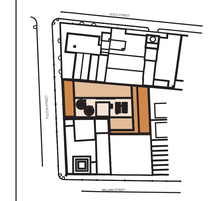

KEY PLAN

NOTES:

Number:	Date:	Revision:
14	09/22/2017	ISSUED TO DOB
13	06/14/2017	100% CD SUBMISSION Δ3
12	03/31/2017	50% CD SUBMISSION
11	01/20/2017	80% CD SUBMISSION Δ2
10	01/13/2017	REVISED BUY SET
9	01/06/2017	RE-SUBMISSION FOR EN COMMENTS
8	12/22/2016	RE-SUBMISSION FOR EN COMMENTS
7	11/11/2016	CORE & SHELL BUY SET
6	10/07/2016	CORE & SHELL BID SET
5	09/13/2016	PROGRESS SET FOR BUDGETING
4	07/26/2016	HUB FILING SET
3	06/29/2016	100% DD SET
2	05/02/2016	50% DD SET
1	04/11/2016	PRELIMINARY PRICING SET

Project:
130 WILLIAM STREET
130 WILLIAM STREET
NEW YORK, NY 10038

Client:
THE LIGHTSTONE GROUP
130 WILLIAM STREET PROPERTY OWNER LLC
460 PARK AVE, 13TH FLOOR
NEW YORK, NY 10022
(212) 616-9971

Architect:
HILL | WEST ARCHITECTS
11 BROADWAY
17TH FLOOR
NEW YORK, NY 10004
T. 212 213 8007

Creative Director
Adjaye Associates
415 Broadway, 3rd Fl.
New York, NY 10013
(212) 965-8477

Building Structures:
McNamara Salvia
62 West 45th Street, 11th Fl.
New York, NY 10036
(212) 246-9800

MEP Engineer:
Ventrop ECG, LLC
365 W 34th Street, 3rd Fl.
New York, NY 10001
(212) 244-5060

Exterior Facade Consultant:
Gilsanz Murray Steficek, LLP
129 West 27th Street, 5th Fl.
New York, NY 10001
(212) 254-0030

Landscape Architect:
Weintraub Diaz, LLC
19 New Street
Nyack, NY 10960
(845) 353-2500

Civil Engineer & Acoustic Consultant:
AKRF Engineering PC
440 Park Avenue South, 7th Fl.
New York, NY 10016
(646) 388-9829

IT & Security Consultant:
Anj Communications
133 Sunny Ridge Road
Harrison, New York 10528
(914) 967-1967

Pool Consultant:
Integrated Aquatics Engineering, Inc.
75 Shewell Ave
Doylestown, PA 18901
(215) 230-8623

Elevator Consultant:
Jenkins and Huntington
1251 Avenue of the Americas
New York, NY 10020
(212)-696-1818

DOB STAMPS & SIGNATURES:

DWG TITLE:
SANITARY RISER DIAGRAM

NB#121192903

SEAL & SIGNATURE:



DATE: 11/19/15
PROJECT #: 2015-527
SCALE: NTS
P-213
DWG NO:

DEPT OF BLDGS 121192903 Job Number
ES7143M035 Scan Code

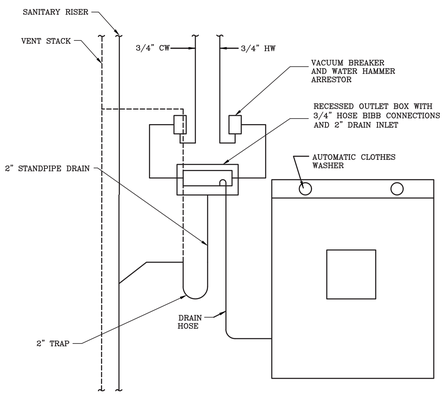

CLOTHES WASHER DETAIL
NTS

PROVIDE DRAIN PAN AND FLOODSTOP AUTOMATIC WASHING MACHINE SHUTOFF VALVE FES3/4H(-90) WITH LEAK DETECTION SENSOR

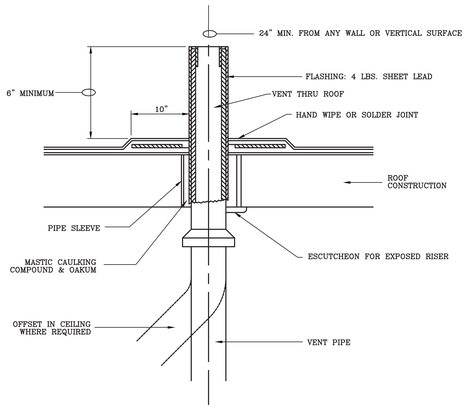

VENT THRU ROOF DETAIL
NTS

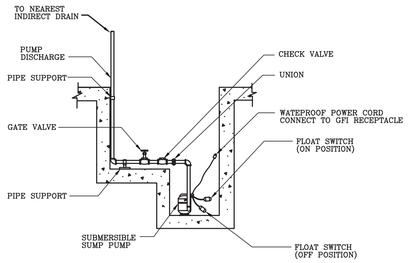

ELEVATOR SUMP PUMP DETAIL
NTS

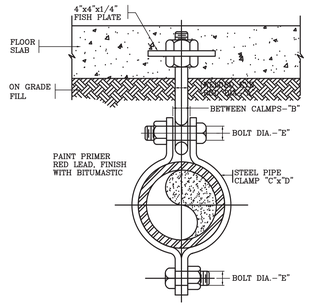

DIMENSIONS	NOMINAL PIPE SIZES					
	3" & 4"	5" & 6"	8"	10"	12"	15"
A	5/8"	3/4"	7/8"	1"	1"	1 1/8"
B	3/4"	7/8"	1"	1 1/8"	1 1/4"	1 1/4"
C X D	1/4" X 1 1/4"	3/8" X 1 1/2"	3/8" X 1 1/2"	1/2" X 2"	1/2" X 2"	1/2" X 2 1/2"
E	5/8"	3/4"	3/4"	7/8"	7/8"	7/8"

DETAIL OF PIPE HANGERS BELOW GRADE
NTS

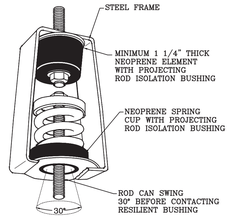

SPRING AND NEOPRENE HANGER
NTS

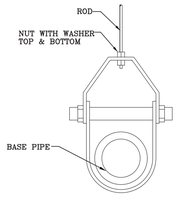

PIPE HANGER
NTS

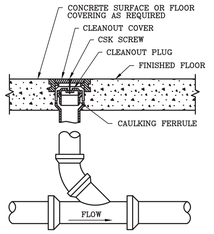

FLOOR CLEANOUT DETAIL
NTS

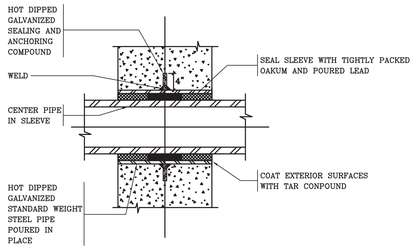

WATERTIGHT SLEEVES (WT SLV) THRU CONCRETE FOUNDATION WALLS
NTS

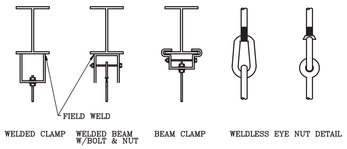

ACCEPTABLE ATTACHMENT TO STRUCTURE
NTS

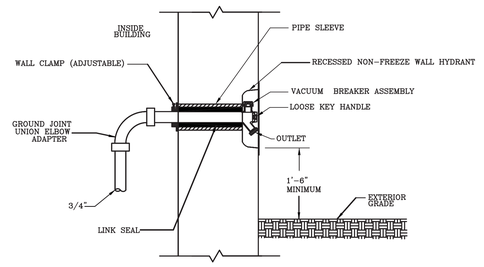

NON-FREEZE WALL HYDRANT
NTS

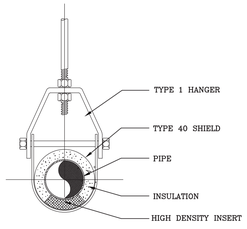

CLEVIS HANGER
NTS

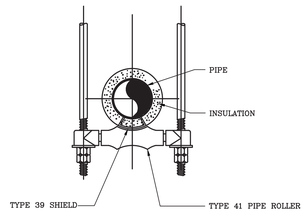

TRAPEZE HANGER
NTS

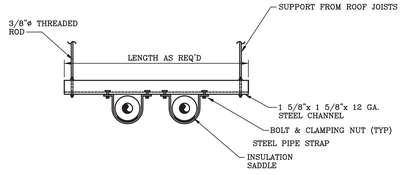

MULTIPLE PIPE SUPPORT DETAILS
NTS

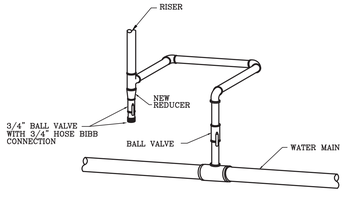

FOUR ELBOW CONNECTION FROM WATER MAIN TO WATER RISER
NTS

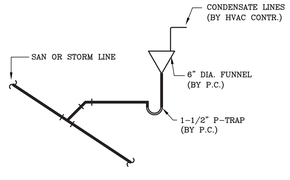

INDIRECT WASTE DETAIL
NTS

(A) ALL SPACES PACKED FULL DEPTH WITH MINERAL WOOL OR OTHER EQUALLY APPROVED FIRE RESISTIVE MATERIAL (ASBESTOS OR FIBERGLASS SHALL NOT BE USED)

(B) ESCUTCHEON BOTH SIDES

(C) SLEEVE

(D) DIAMETER OF INSULATED PIPE

(E) ANHYDROUS CALCIUM SILICATE INSULATION THRU SLEEVE

(F) FIRE RATED PARTITION WALL OR FLOOR

(G) FIBERGLASS INSULATION

(H) TERMINATE INSULATION AT ESCUTCHEON

(I) 1/2" DEPTH FIRE STOP FINISH SEALANT

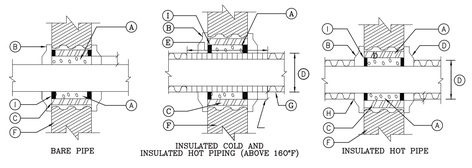

DETAIL OF PIPING PIERCING FIRE RATED PARTITIONS, WALLS AND FLOORS
NTS

NOTE: THIS PLAN IS APPROVED ONLY FOR WORK INDICATED ON THE APPLICATION SPECIFICATION SHEET. ALL OTHER MATTERS SHOWN ARE NOT TO BE RELIED UPON OR TO BE CONSIDERED AS EITHER BEING APPROVED OR IN ACCORDANCE WITH APPLICABLE CODES.

NOTE: TO THE BEST OF MY KNOWLEDGE, BELIEF AND PROFESSIONAL JUDGMENT, THESE PLANS AND SPECIFICATIONS ARE IN COMPLIANCE WITH 2016 NEW YORK CITY ENERGY CONSERVATION CODE (BY APPLICATION OF ASHRAE-90.1/2013)

Clara Gomez
Building
APPROVED
Under Directive 1 of 1975
Date: 11/06/2017
NYC Development Hub

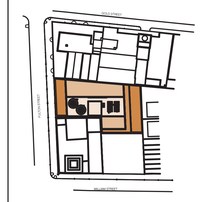

KEY PLAN

NOTES:

Number:	Date:	Revision:
14	09/22/2017	ISSUED TO DOB
13	06/14/2017	100% CD SUBMISSION Δ3
12	03/31/2017	90% CD SUBMISSION Δ2
11	01/20/2017	80% CD SUBMISSION Δ1
10	01/13/2017	REVISED BUY SET
9	01/06/2017	RE-SUBMISSION FOR EN COMMENTS
8	12/22/2016	RE-SUBMISSION FOR EN COMMENTS
7	11/11/2016	CORE & SHELL BUY SET
6	10/07/2016	CORE & SHELL BID SET
5	09/15/2016	PROGRESS SET FOR BUDGETING
4	07/26/2016	HLB FILING SET
3	06/29/2016	100% DD SET
2	05/02/2016	50% DD SET
1	04/11/2016	PRELIMINARY PRICING SET

Project:
130 WILLIAM STREET
130 WILLIAM STREET
NEW YORK, NY 10038

Client:
THE LIGHTSTONE GROUP
130 WILLIAM STREET PROPERTY OWNER LLC
460 PARK AVE, 13TH FLOOR
NEW YORK, NY 10022
(212) 616-9971

Architect:
HILL | WEST ARCHITECTS
11 BROADWAY
17TH FLOOR
NEW YORK, NY 10004
T. 212 213 8007

Creative Director
Adjaye Associates
415 Broadway, 3rd Fl.
New York, NY 10013
(212) 965-8477

Building Structures:
McNamara Salvia
62 West 45th Street, 11th Fl.
New York, NY 10036
(212) 246-9800

MEP Engineer:
Ventrop ECG, LLC
355 W 34th Street, 3rd Fl.
New York, NY 10001
(212) 244-5060

Exterior Facade Consultant:
Gilsanz Murray Steficek, LLP
129 West 27th Street, 5th Fl.
New York, NY 10001
(212) 254-0030

Landscape Architect:
Weintraub Diaz, LLC
19 New Street
Nyack, NY 10960
(845) 353-2500

Civil Engineer & Acoustic Consultant:
AKRF Engineering PC
440 Park Avenue South, 7th Fl.
New York, NY 10016
(646) 388-9829

IT & Security Consultant:
Anj Communications
133 Sunny Ridge Road
Harrison, New York 10528
(914) 967-1967

Pool Consultant:
Integrated Aquatics Engineering, Inc.
75 Shewell Ave
Doylestown, PA 18901
(215) 230-8623

Elevator Consultant:
Jenkins and Huntington
1251 Avenue of the Americas
New York, NY 10020
(212) 696-1818

DOB STAMPS & SIGNATURES:

DWG TITLE:
PLUMBING DETAILS

NB#121192903

SEAL & SIGNATURE:
STATE OF NEW YORK · GORDON WONG · 036187 · LICENSED PROFESSIONAL ENGINEER

DATE: 11/19/15
PROJECT #: 2015-527
SCALE: NTS

P-301.00
DWG NO:

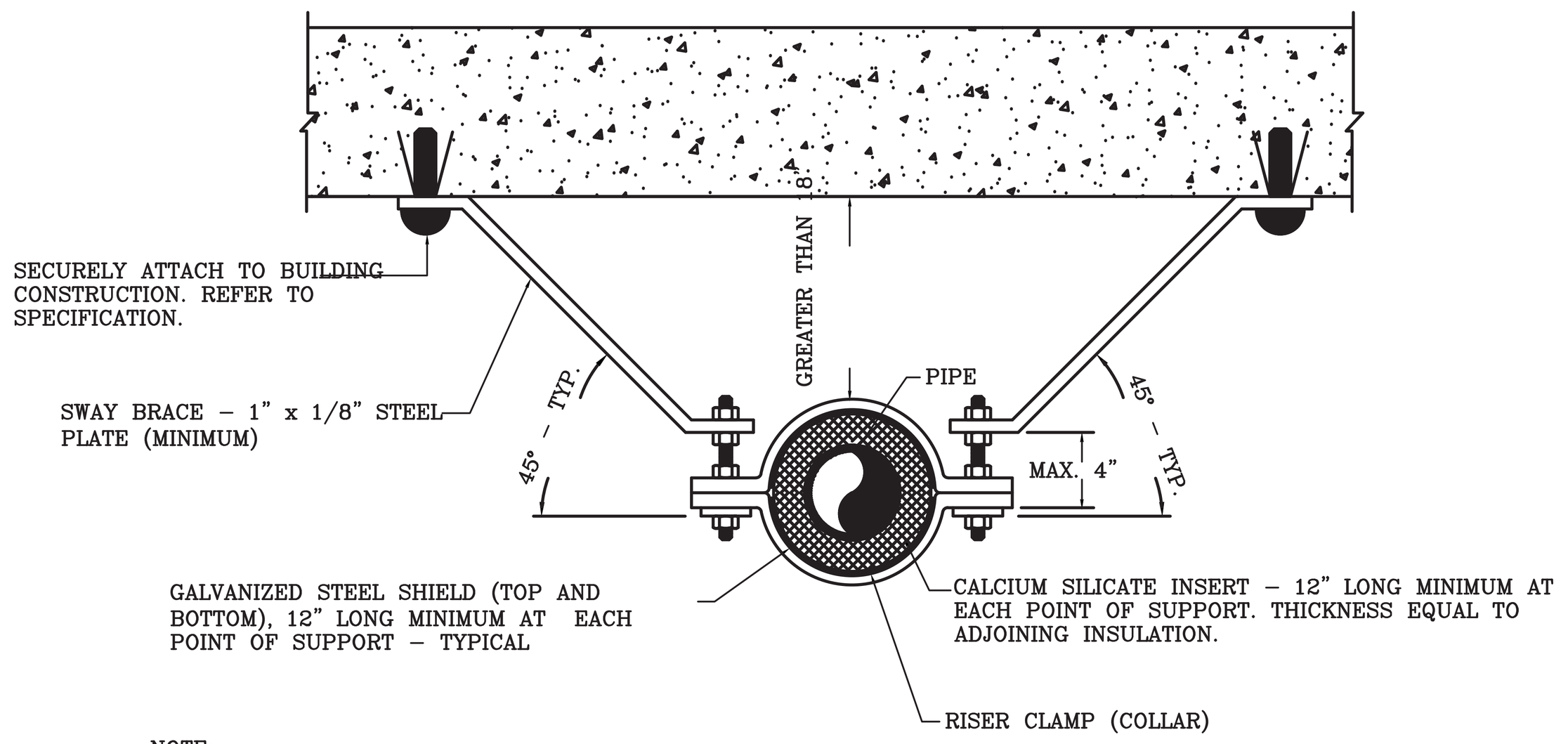

NOTE:
WHEN NO–HUB PIPING IS SUSPENDED IN EXCESS OF 18" BELOW STRUCTURE, SWAY BRACING SHALL BE PROVIDED TO PREVENT HORIZONTAL MOVEMENT. LOCATE BRACING EVERY 30 FEET ON STRAIGHT RUNS WITH AT LEAST ONE BRACE ON OFFSETS IN EXCESS OF 10 FEET.

NO–HUB SWAY BRACING FOR HORIZONTAL PIPING
NTS

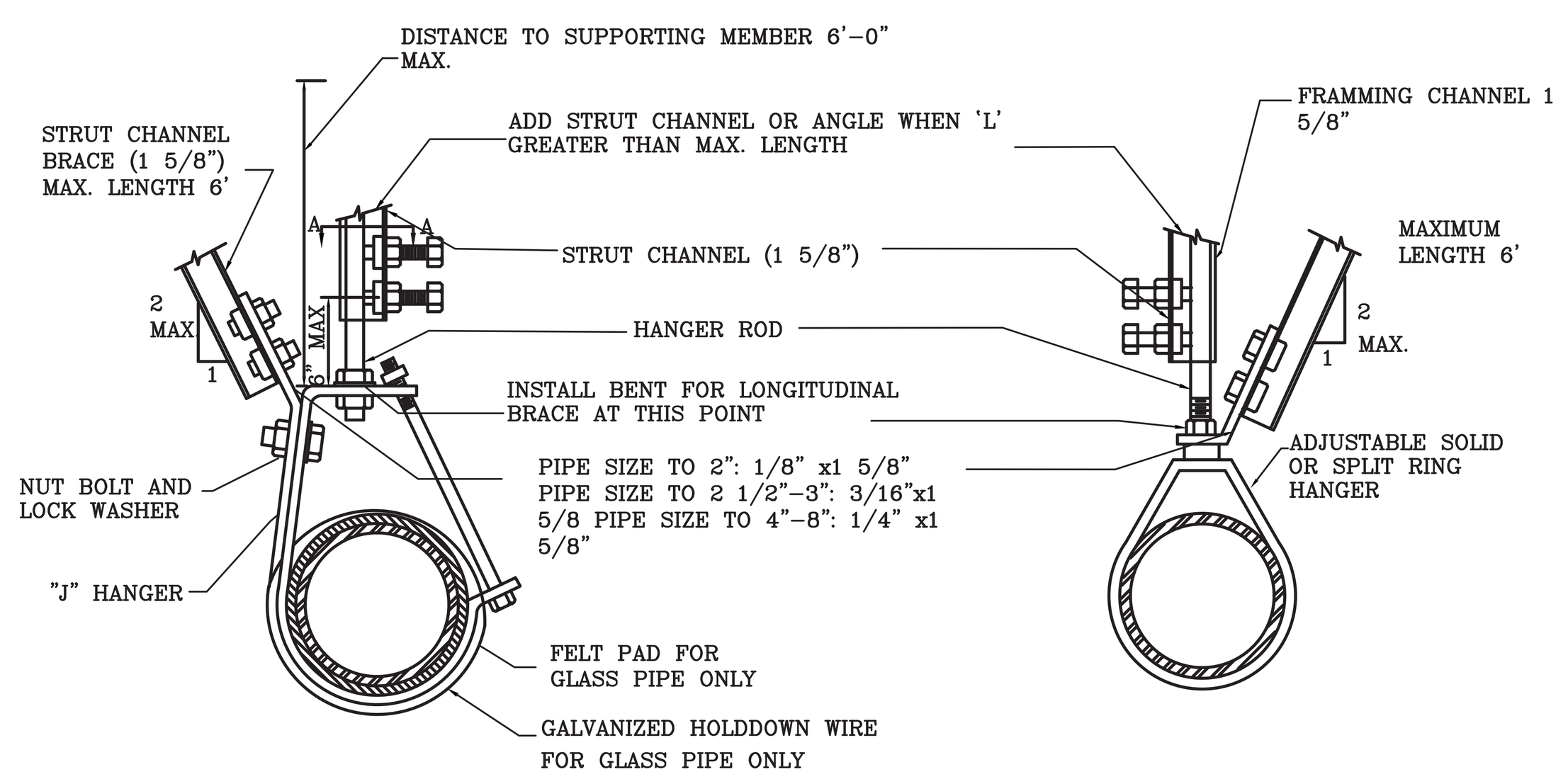

(A) TRANSVERSE BRACE (B) TRANSVERSE BRACE

CONNECTION TO STRUCTURAL SUPPORTING MEMBER TO BE SAME FOR VERTICAL, DIAGONAL & LONGITUDINUAL 'L's

TRANSVERSE BRACING
NTS

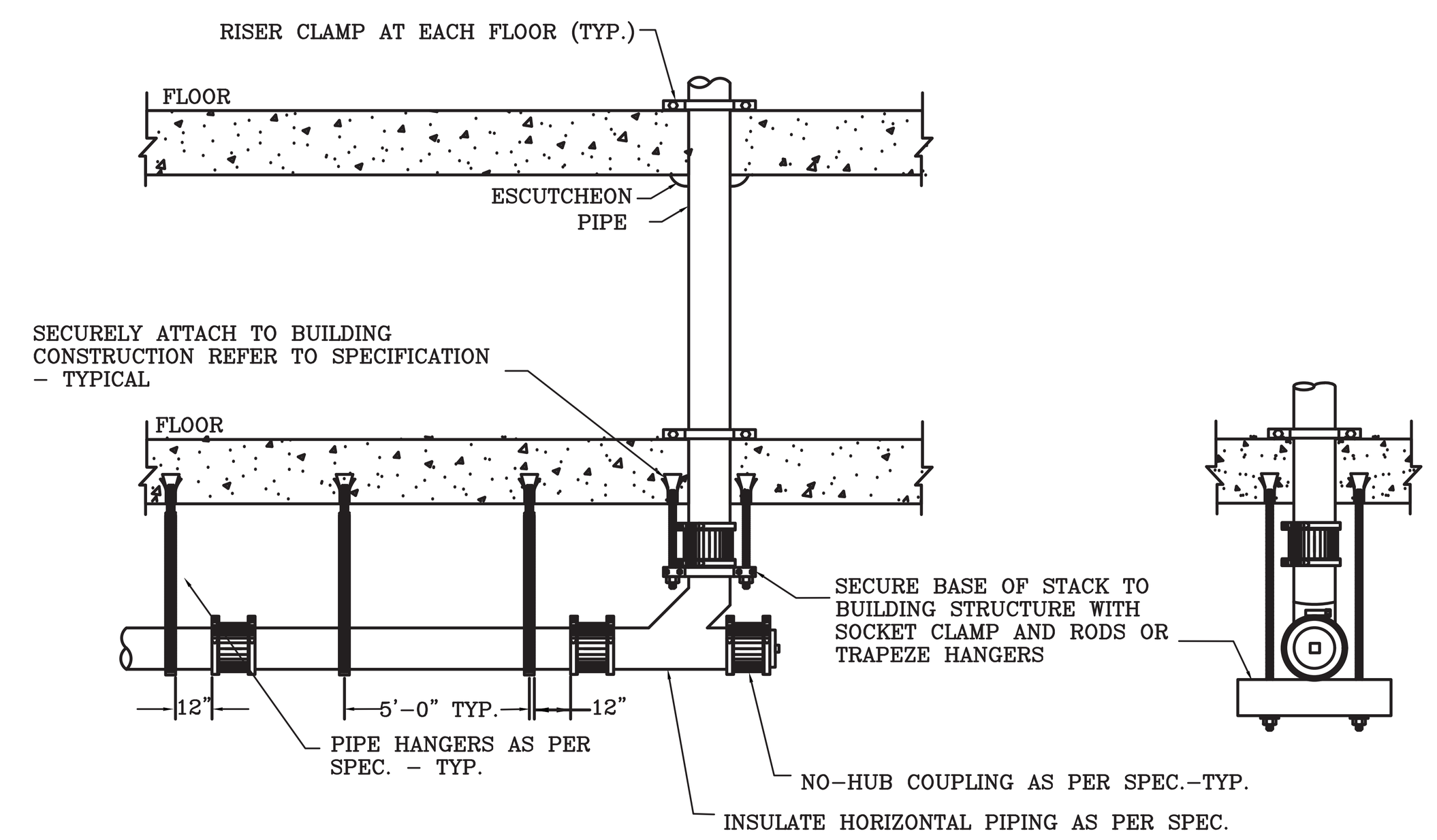

NO–HUB BRACING FOR VERTICAL PIPING
NTS

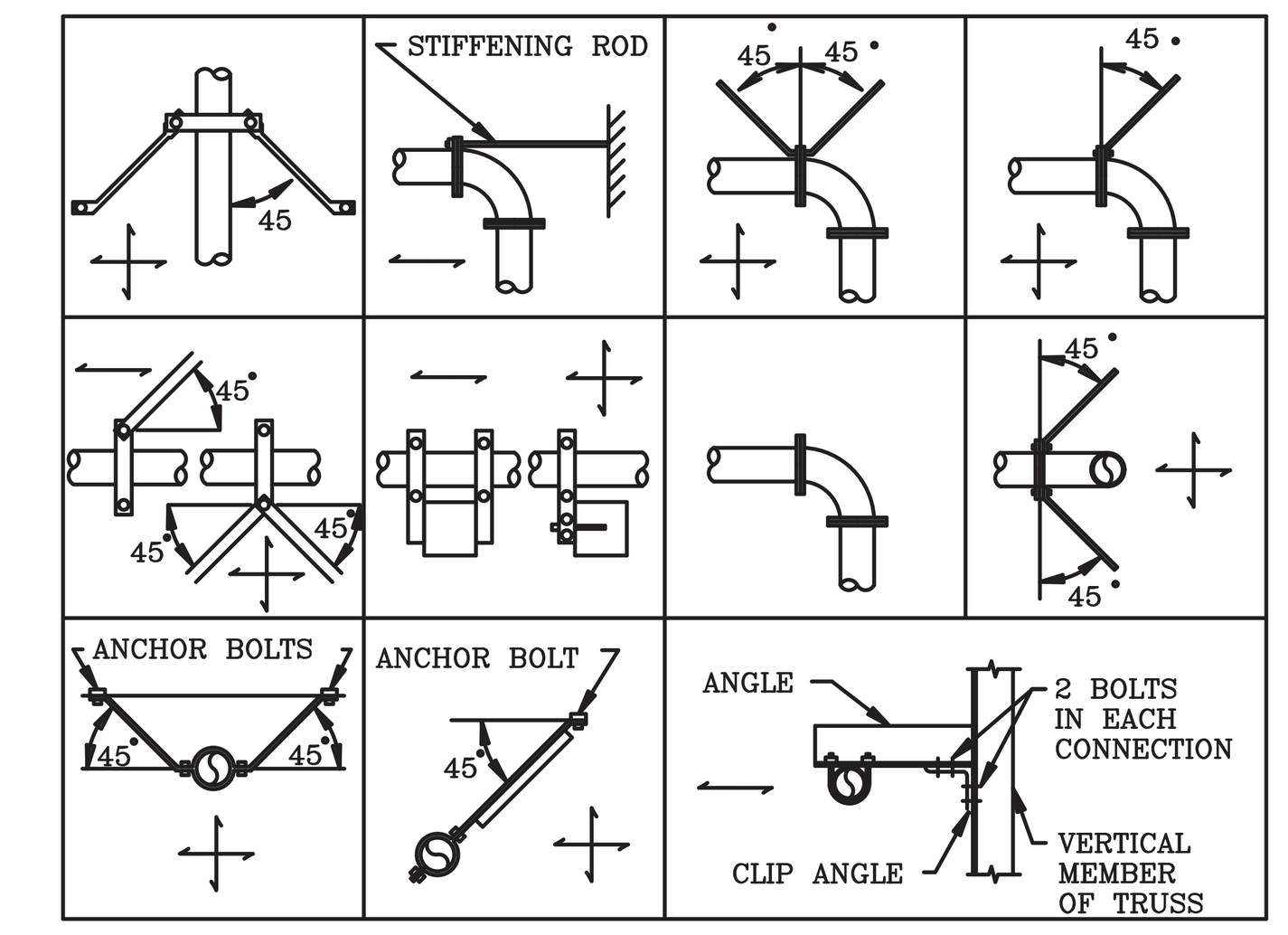

SEISMIC DETAILS FOR SWAY BRACING
NTS

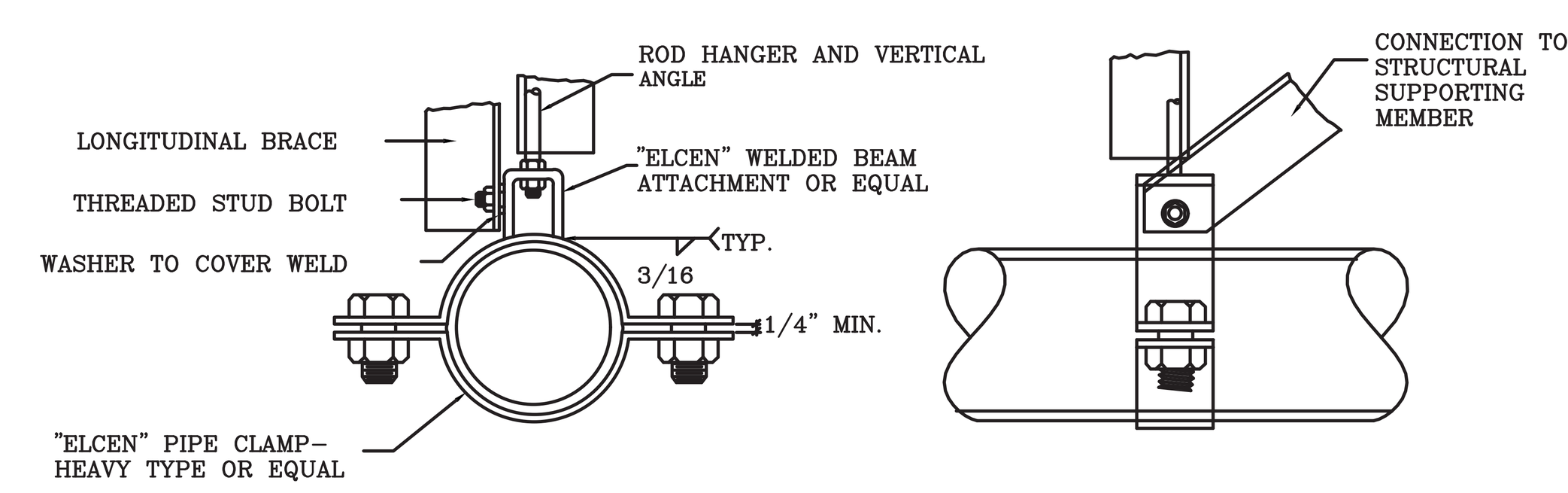

1. THIS BRACING DETAIL APPLIES ONLY FOR COLD WATER PIPE AND GAS PIPE WHERE MOVEMENT OF THE PIPE DUE TO TEMPERATURE DIFFERENTIAL IS NEGLIGIBLE

2. IT IS THE RESPONSIBILITY OF THE USER OF THIS GUIDELINE TO ASCERTAIN THAT AN ADEQUATE BRACING AND ANCHORAGE DEVICE BE DESIGNED FOR PIPE WHENEVER THE MOVEMENT DUE TO THERMAL DIFFERENTIAL EXISTS. PROVIDE ONE ANCHOR POINT IN ONE PIPE RUN. ALLOW FOR LONG– ITUDINAL PIPE MOVEMENT AT THE OPPOSITE END OF THE ANCHOR POINT.

LONGITUDINAL PIPE BRACING
NTS

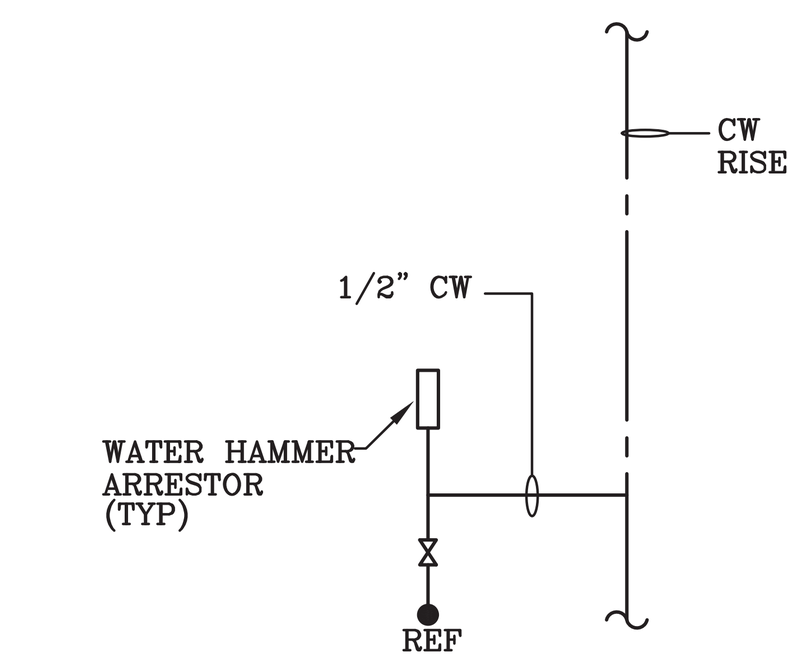

TYPICAL WATER CONNECTION FOR SINGLE REFRIGREATOR ICE MAKER
NTS

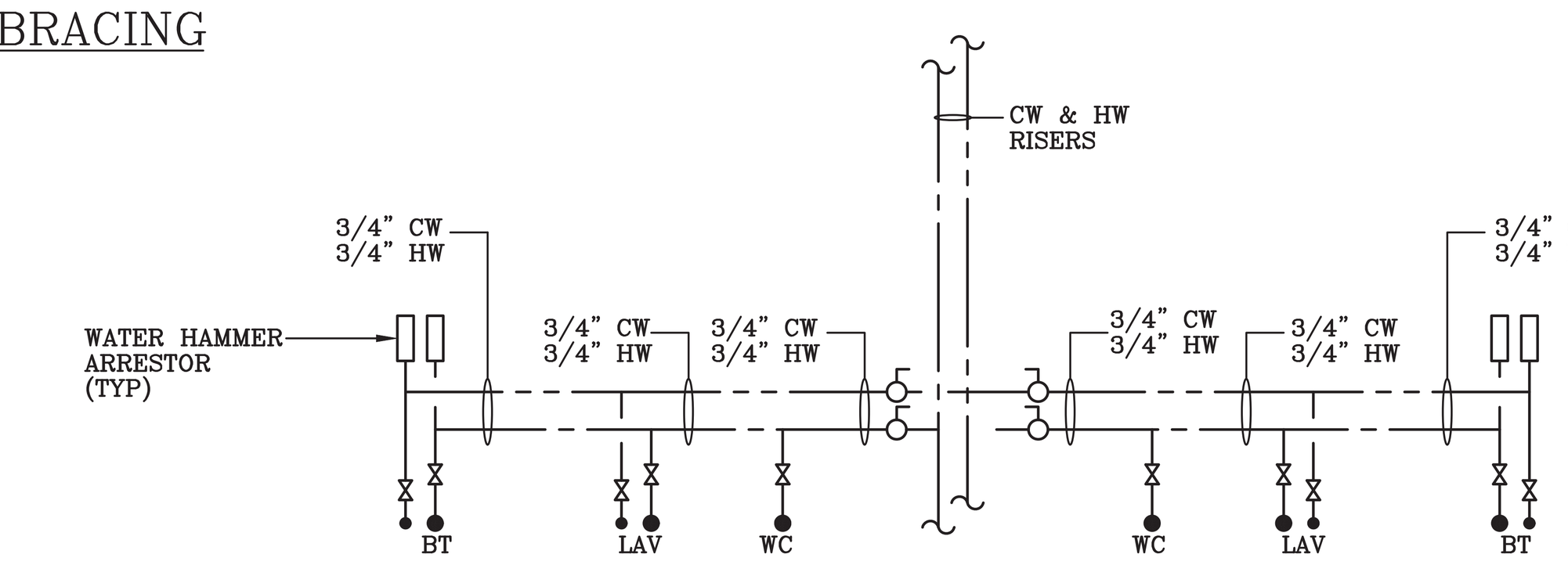

TYPICAL WATER CONNECTION FOR BACK TO BACK BATHROOMS
NTS

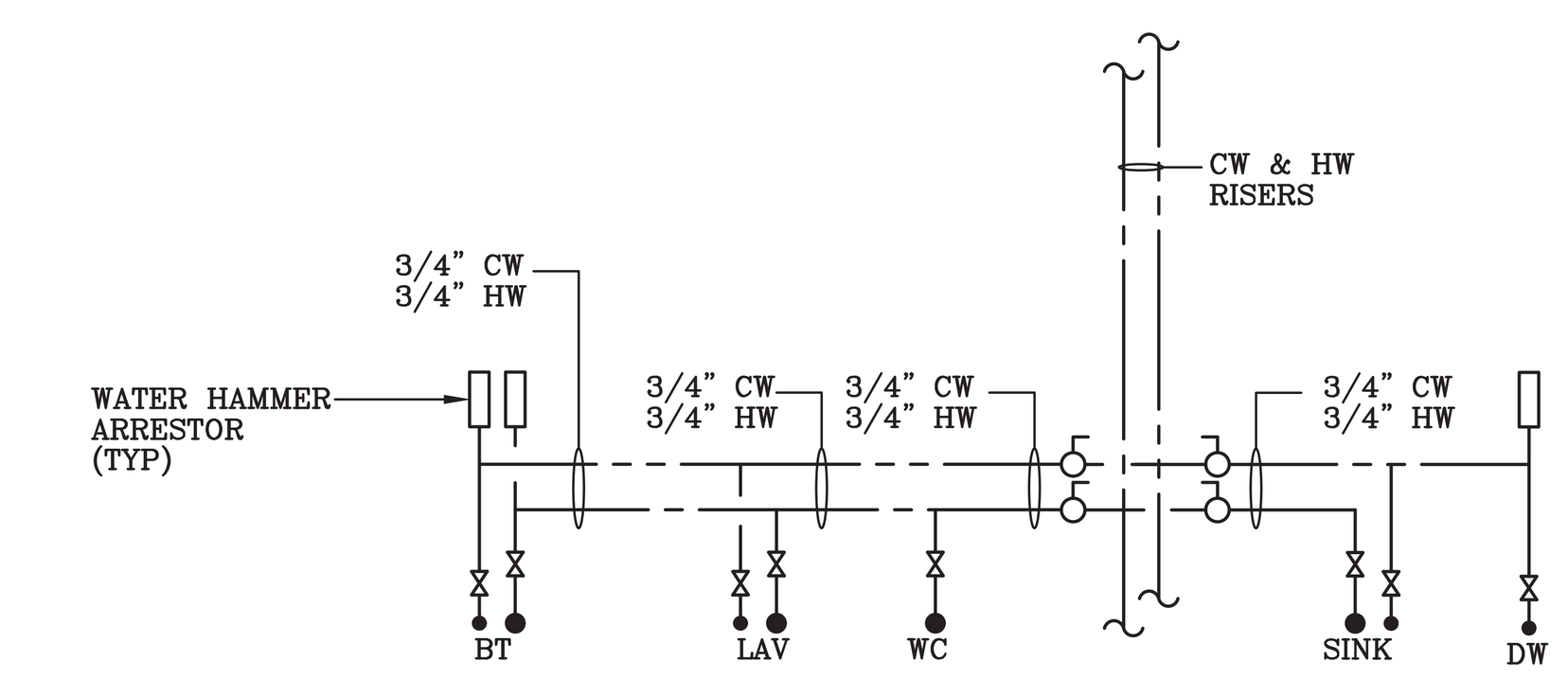

TYPICAL WATER CONNECTION FOR BACK TO BACK BATHROOM & KITCHEN
NTS

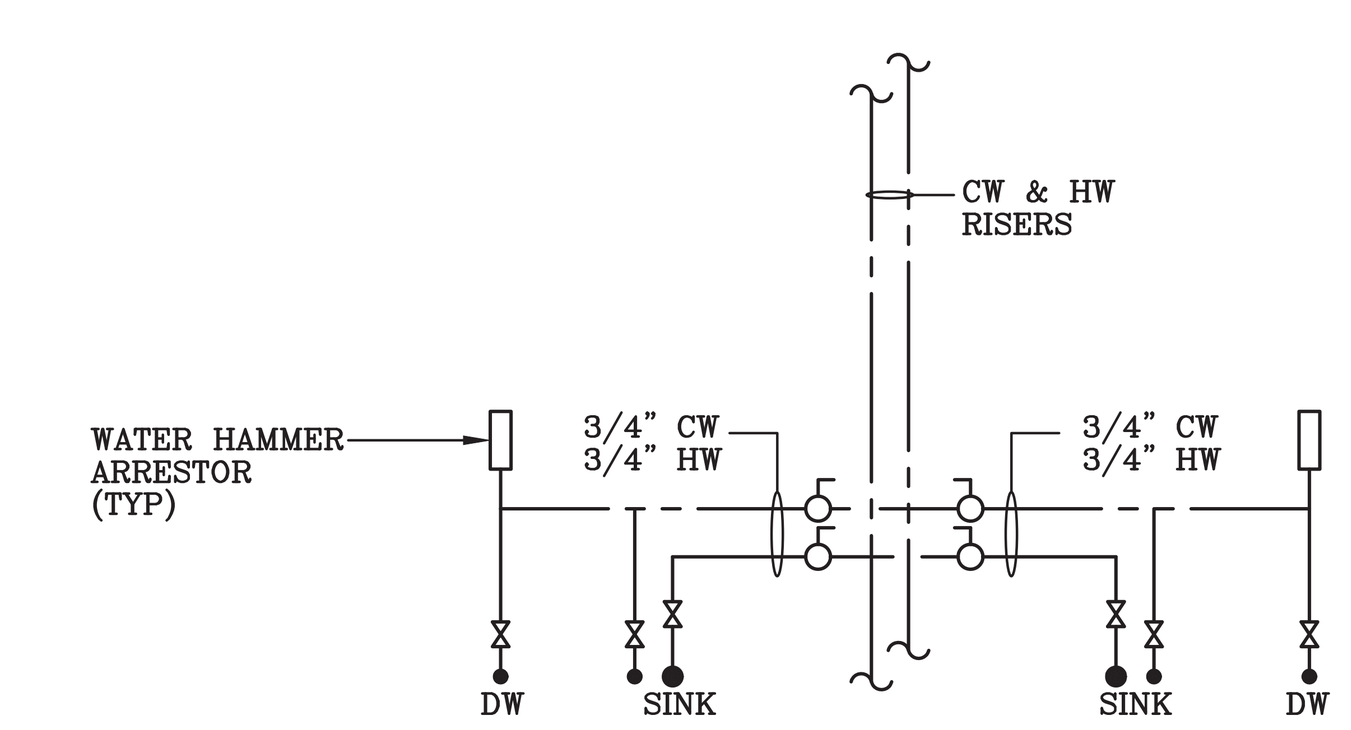

TYPICAL WATER CONNECTION FOR BACK TO BACK KITCHENS
NTS

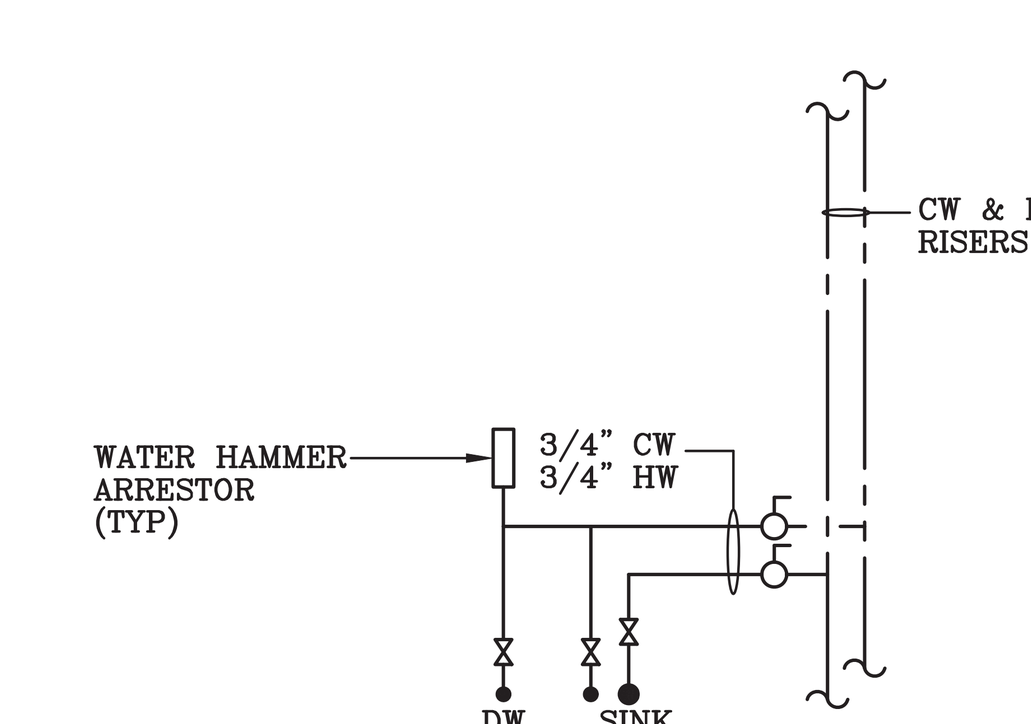

TYPICAL WATER CONNECTION FOR SINGLE KITCHENS
NTS

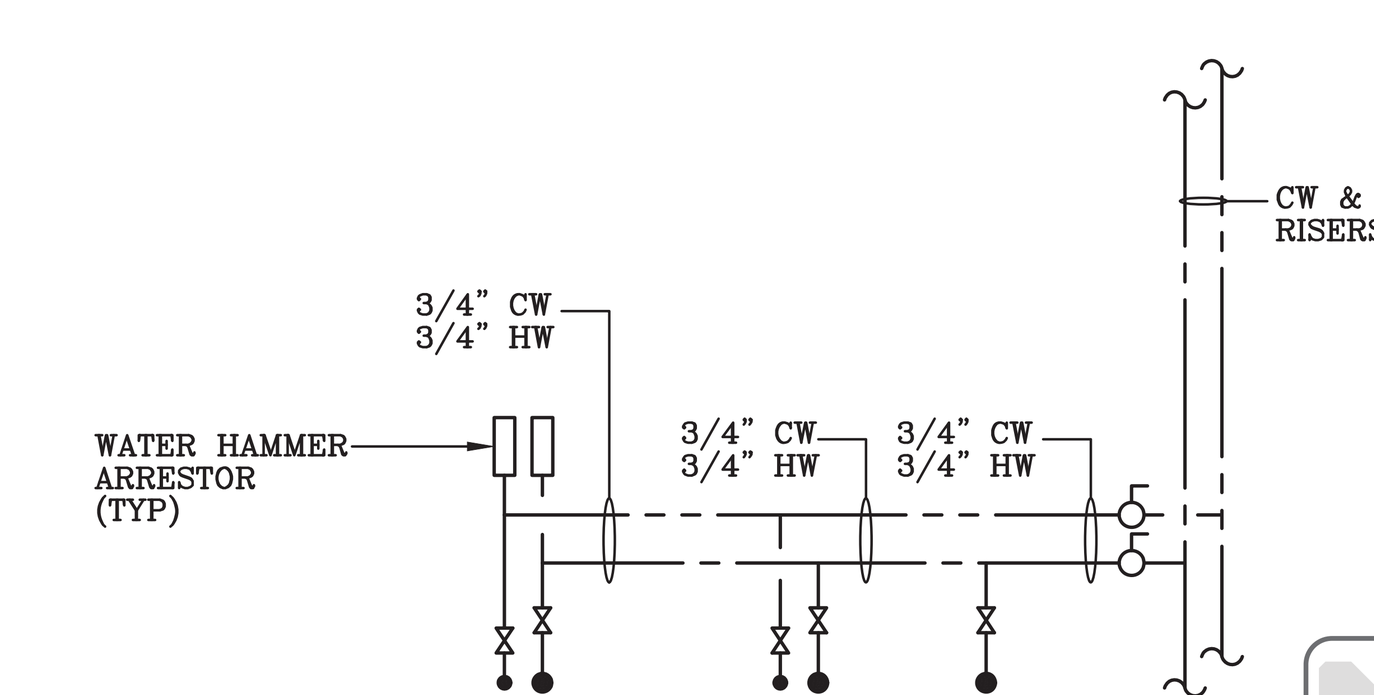

TYPICAL WATER CONNECTION FOR SINGLE BATHROOMS
NTS

130 Williams Street – Master PRV Station

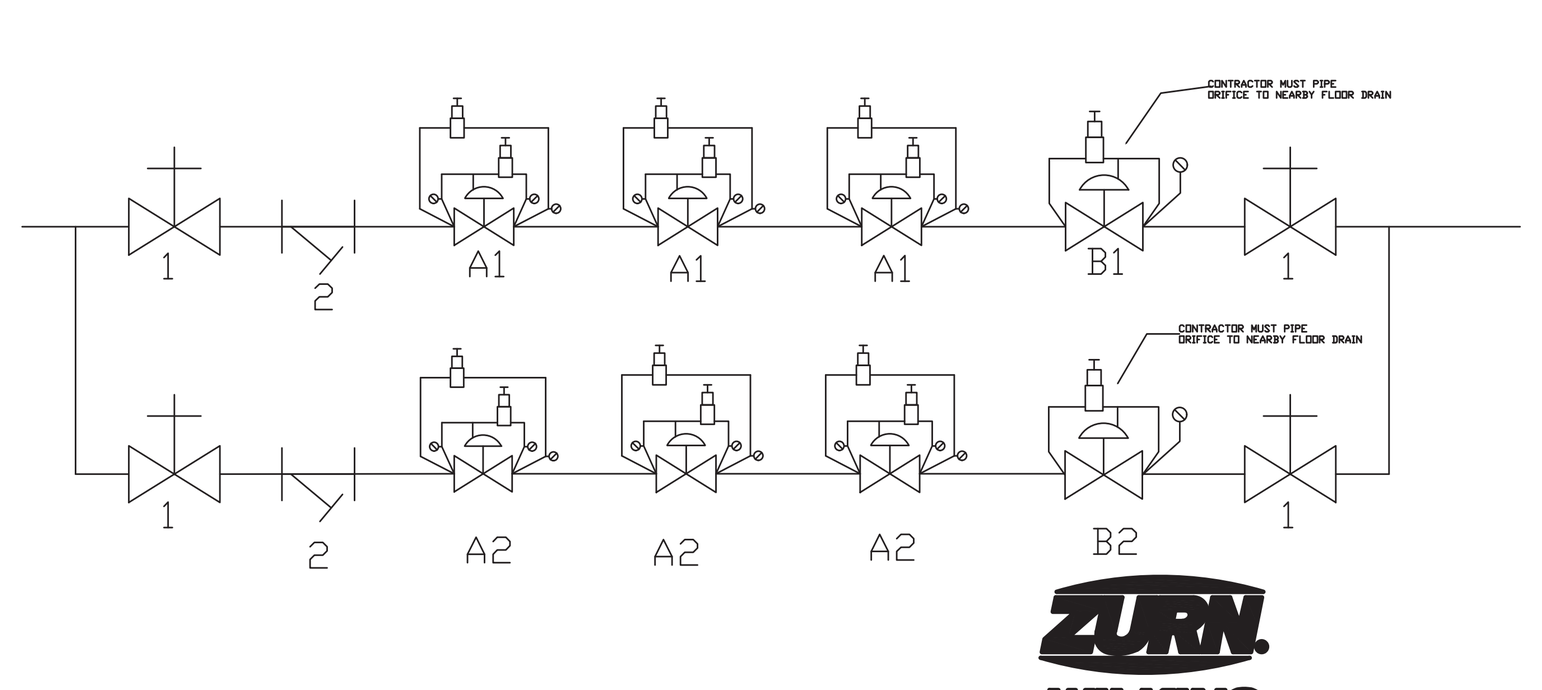

LEGEND	
1	Isolation ball valve, bronze body, full port
2	Wye strainer, Zurn Wilkins Model YBXL, Bronze Body, Stainless Steel Screen, Threaded
A1/A2	Pressure Reducing Valve, ZW209BPGL, with inlet and outlet pressure gauges low flow bypass, glycerine filled (0-300 PSI range), flanged ends, bronze body, 15-150 PSI adjustment range
B1/B2	Excess Pressure Shut-down valve, Zurn Wilkins ZW207GL, with outlet pressure gauge, glycerin filled, 0 - 300 psi, flanged ends, Ductile Iron body with internal and external Epoxy coating, 50 - 200 psi adjustment range.

Pressure Reducing Valve Schedule

LOCATION	Valve Size (in)	Inlet Pressure (PSI)	Valve Set Pressure (PSI)	Excess Pressure Shut-Down (PSI)	Flow Rate (GPM)
PRV-1	1 1/4	275	20*	35	70

*Step reduction needed for inlet pressure to reduce to desired outlet pressure. (3 reductions)**
**First step: 115 PSI. Second Step: 48 PSI. Third Step 20 PSI.

ZURN WILKINS

130 Williams Street – Master PRV Station

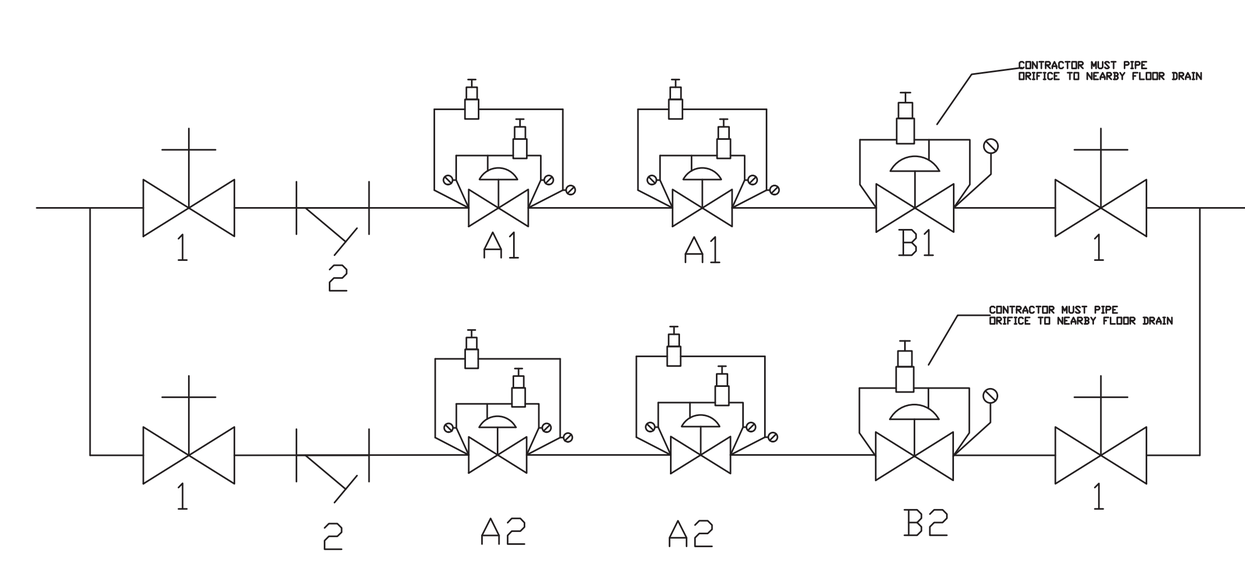

LEGEND	
1	Isolation ball valve, bronze body, full port
2	Wye strainer, Zurn Wilkins Model YBXL, Bronze Body, Stainless Steel Screen, Threaded
A1/A2	Pressure Reducing Valve, ZW209BPGL, with inlet and outlet pressure gauges low flow bypass, glycerine filled (0-300 PSI range), flanged ends, bronze body, 15-150 PSI adjustment range
B1/B2	Excess Pressure Shut-down valve, Zurn Wilkins ZW207GL, with outlet pressure gauge, glycerin filled, 0 - 300 psi, flanged ends, Ductile Iron body with internal and external Epoxy coating, 50 - 200 psi adjustment range.

Pressure Reducing Valve Schedule

LOCATION	Valve Size (in)	Inlet Pressure (PSI)	Valve Set Pressure (PSI)	Excess Pressure Shut-Down (PSI)	Flow Rate (GPM)
PRV-2	2	275	65*	80	160***
PRV-3	2	195	30*	45	160***

*Step reduction needed for inlet pressure to reduce to desired outlet pressure. (2 reductions)**
** PRV-2 First Step: 125 PSI. Second Step: 65 PSI.
** PRV-3 First Step: 77 PSI. Second Step: 30 PSI.
***Optional bypass (1"Model 500XL) may be requred for 2" for maintaining 10-15GPM flow.

ZURN WILKINS

130 Williams Street – Master PRV Station

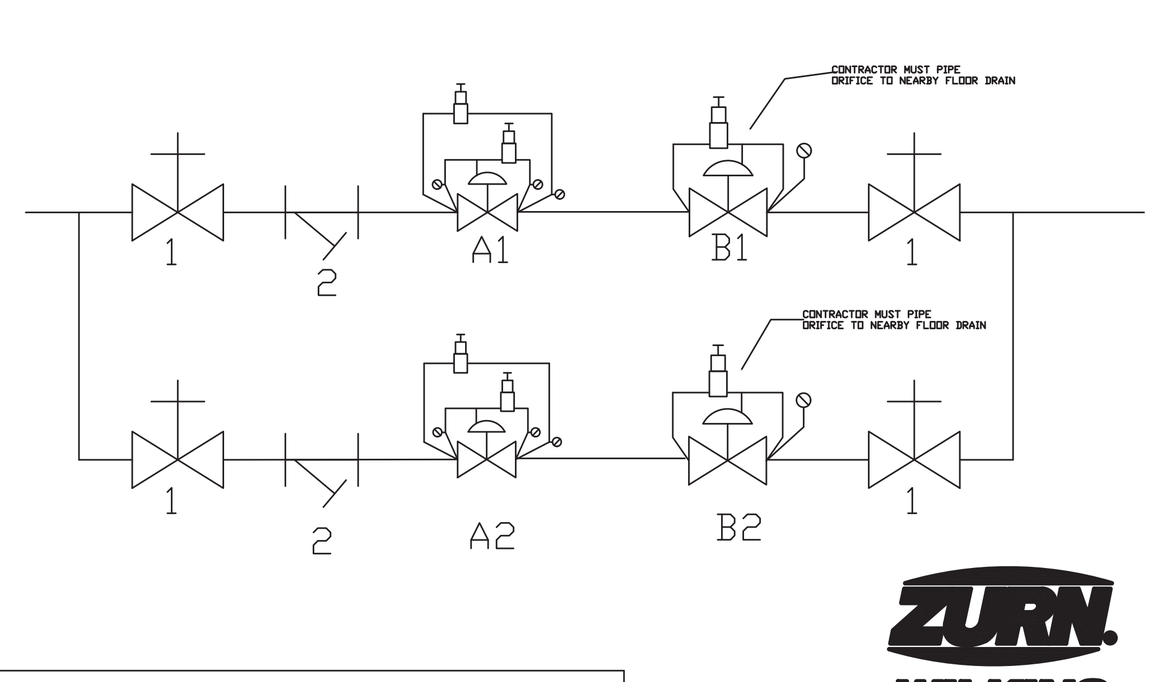

LEGEND	
1	Isolation ball valve, bronze body, full port
2	Wye strainer, Zurn Wilkins Model YBXL, Bronze Body, Stainless Steel Screen, Threaded
A1/A2	Pressure Reducing Valve, ZW209BPGL, with inlet and outlet pressure gauges low flow bypass, glycerine filled (0-300 PSI range), flanged ends, bronze body, 15-150 PSI adjustment range
B1/B2	Excess Pressure Shut-down valve, Zurn Wilkins ZW207GL, with outlet pressure gauge, glycerin filled, 0 - 300 psi, flanged ends, Ductile Iron body with internal and external Epoxy coating, 50 - 200 psi adjustment range.

Pressure Reducing Valve Schedule

LOCATION	Valve Size (in)	Inlet Pressure (PSI)	Valve Set Pressure (PSI)	Excess Pressure Shut-Down (PSI)	Flow Rate (GPM)
PRV-4	2	195	90	105	170*
PRV-5	2	195	140	155	160*

*Optional bypass (1"Model 500XL) may be requred for 2" for maintaining 10-15GPM flow.

ZURN WILKINS

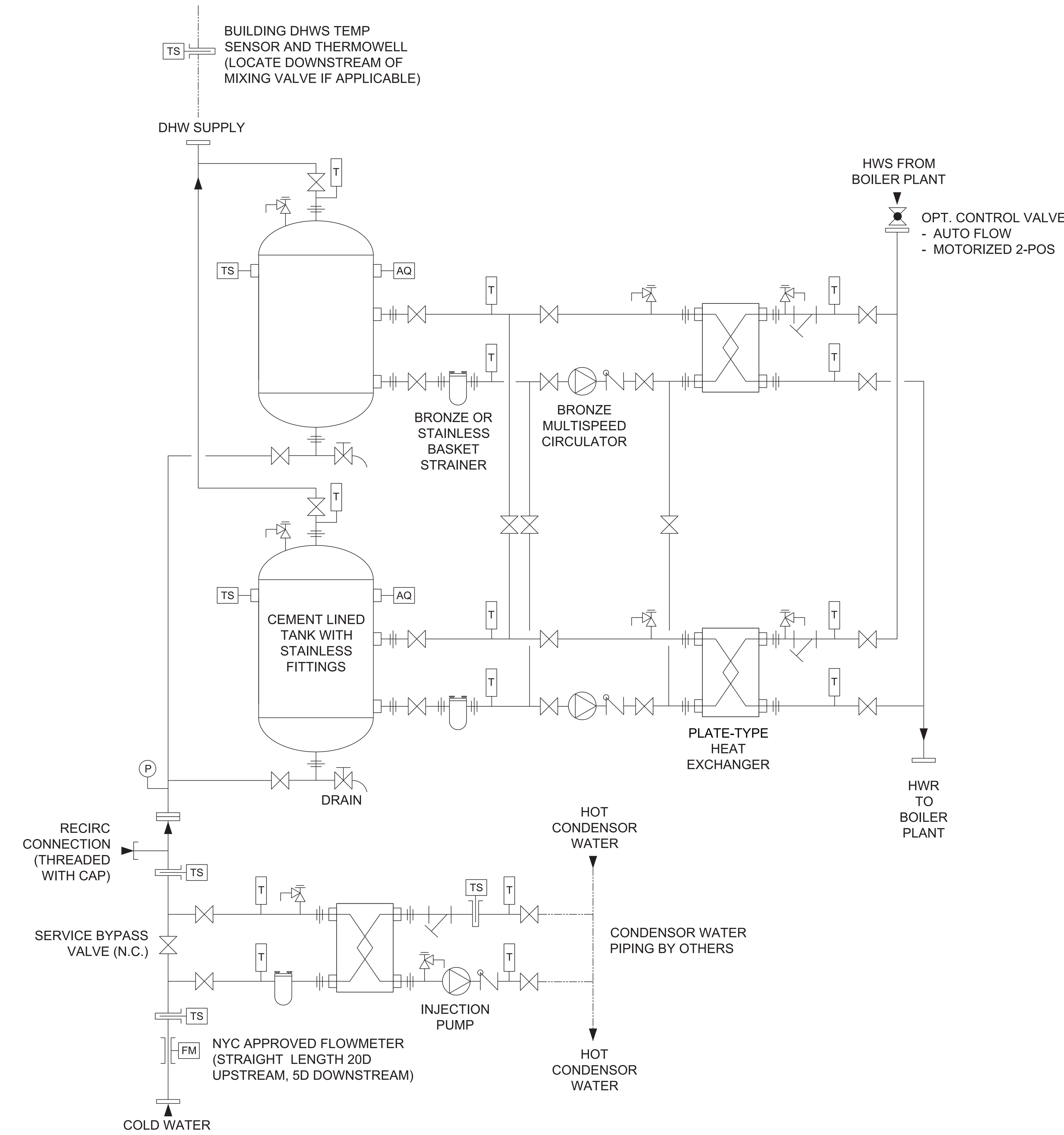

DHWG-PHM
DHWG WITH PRE-HEAT MODULE FLOW DIAGRAM

NOTE: THIS PLAN IS APPROVED ONLY FOR WORK INDICATED ON THE APPLICATION SPECIFICATION SHEET. ALL OTHER MATTERS SHOWN ARE NOT TO BE RELIED UPON OR TO BE CONSIDERED AS EITHER BEING APPROVED OR IN ACCORDANCE WITH APPLICABLE CODES.

NOTE: TO THE BEST OF MY KNOWLEDGE, BELIEF AND PROFESSIONAL JUDGMENT, THESE PLANS AND SPECIFICATIONS ARE IN COMPLIANCE WITH 2016 NEW YORK CITY ENERGY CONSERVATION CODE (BY APPLICATION OF ASHRAE–90.1/2013)

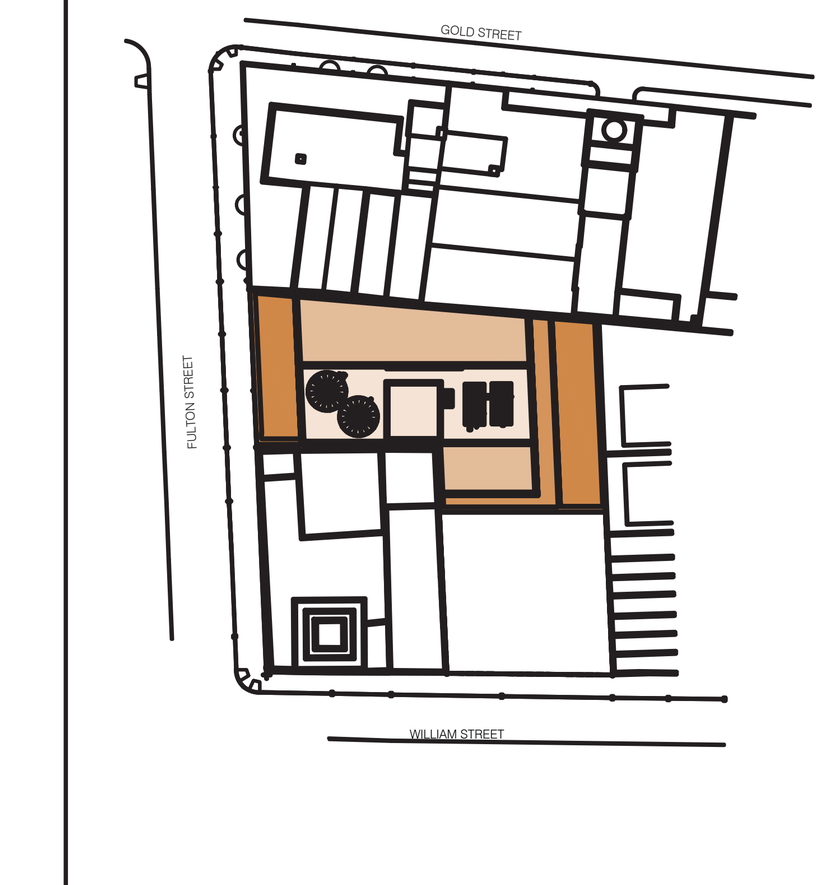

KEY PLAN

NOTES:

Number:	Date:	Revision:
14	09/22/2017	ISSUED TO DOB
13	06/14/2017	100% CD SUBMISSION (3)
12	03/31/2017	95% CD SUBMISSION (2)
11	01/20/2017	80% CD SUBMISSION (1)
10	01/13/2017	REVISED BUY SET
9	01/06/2017	RE-SUBMISSION FOR EN COMMENTS
8	12/22/2016	RE-SUBMISSION FOR EN COMMENTS
7	11/11/2016	CORE & SHELL BUY SET
6	10/07/2016	CORE & SHELL BID SET
5	09/15/2016	PROGRESS SET FOR BUDGETING
4	07/06/2016	HUB FILING SET
3	06/20/2016	100% DD SET
2	05/02/2016	50% DD SET
1	04/11/2016	PRELIMINARY PRICING SET

Project:
130 WILLIAM STREET
130 WILLIAM STREET
NEW YORK, NY 10038

Client:
THE LIGHTSTONE GROUP
130 WILLIAM STREET PROPERTY OWNER LLC
460 PARK AVE, 13TH FLOOR
NEW YORK, NY 10022
(212) 616-9971

Architect:
HILL | WEST ARCHITECTS
11 BROADWAY
17TH FLOOR
NEW YORK, NY 10004
T. 212 213 8007

Creative Director
Adjaye Associates
415 Broadway, 3rd Fl.
New York, NY 10013
(212) 965-8477

Building Structures:
McNamara Salvia
62 West 45th Street, 11th Fl.
New York, NY 10036
(212) 246-9800

MEP Engineer:
Ventrop ECG, LLC
365 W 34th Street, 3rd Fl.
New York, NY 10001
(212) 244-5060

Exterior Facade Consultant:
Gilsanz Murray Steficek, LLP
129 West 27th Street, 5th Fl.
New York, NY 10001
(212) 254-0030

Landscape Architect:
Weintraub Diaz, LLC
19 New Street
Nyack, NY 10960
(845) 353-2500

Civil Engineer & Acoustic Consultant:
AKRF Engineering PC
440 Park Avenue South, 7th Fl.
New York, NY 10016
(646) 388-9829

IT & Security Consultant:
Anj Communications
133 Sunny Ridge Road
Harrison, New York 10528
(914) 967-1967

Pool Consultant:
Integrated Aquatics Engineering, Inc.
75 Shewell Ave
Doylestown, PA 18901
(215) 230-8623

Elevator Consultant:
Jenkins and Huntington
1251 Avenue of the Americas
New York, NY 10020
(212)-696-1818

DOB STAMPS & SIGNATURES:

Clara Gomez
APPROVED
Under Directive 2 of 1975
Date: 11/06/2017
NYC Development Hub

DWG TITLE:
PLUMBING DETAILS

NB#121192903

SEAL & SIGNATURE:
STATE OF NEW YORK · WAILOON WONG · LICENSED PROFESSIONAL ENGINEER · 095187

DATE: 11/19/15
PROJECT #: 2015-527
SCALE: NTS
P-302.00
DWG NO.

DEPT OF BLDGS 121192903 Job Number
ES407855960 Scan Code

PLUMBING FIXTURE SCHEDULE

TAG	FIXTURE	MANUFACTURER & MODEL NUMBER
LD-1	WASHING MACHINE BOX W/VALVE	1/4 TURN BRASS BALL VALVE W/ HAMMER ARRESTOR OATEY MODEL 38747
	FIRE RATED WM OUTLET BOX W/VALVE	1/4 TURN BRASS BALL VALVE W/ HAMMER ARRESTOR OATEY MODEL 38478
HB-1	HOSE BIBB	JR SMITH 5670/5685
HB-2	HOSE BIBB	ZURN 195 BFP-P (WITH VACUUM BREAKER)
AD-1	AREA DRAIN	ZURN Z-415S-Y-V 8X8 STRAINER TOP
FD-1	FLOOR DRAIN (COMPACTOR ROOM)	ZURN Z-509-Y
FD-2	FLOOR DRAIN (WATER METER ROOM)	ZURN Z-415SH-Y 8X8
FD-3	FLOOR DRAIN (MECHANICAL ROOM)	ZURN Z-509-Y-S
FD-4	FLOOR DRAIN (GENERAL)	ZURN Z-415SH-Y 8X8
FD-5	FLOOR DRAIN (POOL ROOM)	ZURN Z-415S-AR 8X8
TD-1	TRENCH DRAIN (GARAGE ENTRANCE)	NOT USED
PD-1	PLANTER DRAINS	ZURN ZB-348
RD-1	ROOF DRAIN (W/SECONDARY DRAIN)	ZURN Z-164-VP
RD-2	ROOF DRAIN (PRIMARY DRAIN)	ZURN Z-125-90
RD-3	ROOF DRAIN (SECONDARY DRAIN)	ZURN Z-185-79 (WITH 2" BRASS WATER DAM)
RD-4	ROOF DRAIN (W/SECONDARY DRAIN)	ZURN Z-165-VP
SD-1	SCUPPER DRAIN	ZURN Z-189-TS
SFD-1	SCUPPER DRAIN	ZURN Z-189-90
WH-1	WALL HYDRANT (FRONT OF BLDG)	JAY R. SMITH 5619
WH-2	WALL HYDRANT (ROOF)	JAY R. SMITH 5619
WH-3	HOSE BIBB (APT ROOF TERRACES)	ZURN 195XL-BFP-9 (3/4")
WH-4	GROUND HYDRANT	ZURN Z1360 -KC
WH-5	ROOF HYDRANT	ZURN Z1388XL
IM-1	ICE MAKER BOX W/VALVE	LOW LEAD VALVE W/ HAMMER ARRESTOR OATEY MODEL 39142
	FIRE RATED IM BOX W/VALVE	LOW LEAD VALVE W/ HAMMER ARRESTOR OATEY MODEL 39121

NOTES:
1. FIXTURE COLORS AND FINISH TO BE SELECTED BY ARCHITECT.
2. COORDINATE FIXTURE SELECTIONS AND REQUIREMENTS WITH INTERIOR DESIGNER DRAWINGS AND SPECIFICATIONS.

PLUMBING FIXTURE CONNECTION SCHEDULE

NO.	FIXTURE	ABBREVIATION	CW	HW	VENT	SAN	REMARKS
–	WATER CLOSET (TANK)	WC	1/2"		2"	4"	
–	WATER CLOSET (VALVE)	WC	1 1/4"		2"	4"	
–	LAVATORY	LAV	1/2"	1/2"	1 1/2"	2"	
–	SHOWER	SH	1/2"	1/2"	1 1/2"	2"	
–	URINAL	UR	1 1/4"		1 1/2"	2"	
–	PANTRY SINK	SK	1/2"	1/2"	1 1/2"	2"	
–	JANITOR SINK	JSK	3/4"	3/4"	1 1/2"	2"	
–	LAUNDRY SINK	LSK	3/4"	3/4"	1 1/2"	2"	
–	FLOOR SINK	FS			2"	3"	
–	FLOOR DRAIN	FD			2"	3"	
–	–	–			2"	3"	
–	–	–	1/2"	1/2"	1 1/2"	2"	
–	SINK	SK	1/2"	1/2"	1 1/2"	2"	
–	–	–	1/2"	1/2"	1 1/2"	2"	
–	–	–	1/2"	1/2"	1 1/2"	2"	
	CLOTHES WASHER	WH	3/4"	3/4"	1 1/2"	2"	
	DISHWASHER	DW		1/2"		1 1/2"	

DUPLEX SUBMERSIBLE SEWARE EJECTOR PUMP SCHEDULE

TAG	SERVICE	LOCATION	GPM	HEAD (FT)	DISCHARGE SIZE	HP	RPM	ELECTRICAL	BASIN/PIT SIZE	MANUFACTURER	MODEL	REMARKS
EP-1	BUILDING	EJECTOR PIT CELLAR	125	33	4"	2.0	1750	208V/3ø/60HZ	48"X48"X108"D CONCRETE PIT	FEDERAL	VSS-QD-4A-2-4	

SIMPLEX SUBMERSIBLE SUMP PUMP SCHEDULE

TAG	SERVICE	LOCATION	GPM	HEAD (FT)	DISCHARGE SIZE	HP	RPM	ELECTRICAL	BASIN/PIT SIZE	MANUFACTURER	MODEL	REMARKS
SP-1	ELEV. PIT	SUMP PIT IN ELEV PIT	50	12	1.5"	1/3	1750	115V/1ø/60HZ	24"X24"X18"DEEP CONCRETE PIT	FEDERAL	1-1/2P-1/3-4	
SP-2	ELEV. PIT	SUMP PIT IN ELEV PIT	50	12	1.5"	1/3	1750	115V/1ø/60HZ	24"X24"X18"DEEP CONCRETE PIT	FEDERAL	1-1/2P-1/3-4	
–	–	– –	–	–	–	–	–	–	– –	–	–	

TRIPLEX VARIABLE SPEED TANK FILL SYSTEM SCHEDULE

UNIT TAG	LOCATION	SYSTEM SERVED	MAX WORKING PRESSURE (PSI)	MAX OPERATING TEMP (°F)	PUMP GPM	HEAD (FT)	MAX RPM	MOTOR H.P.	ELECTRICAL	MANUFACTURER & MODEL NO.
TFP-1	MECHANICAL ROOM	BLDG	500	250	150 (EACH)	715	3500	60 (EACH)	208V/60HZ/3PH	PEERLESS MODEL 266TTUT312VFD-GAF

BOOSTER PUMP NOTES:
1. SYSTEM SHALL BE PROVIDED WITH VFD DRIVES
2. MOTORS SHALL BE PREMIUM EFFICIENCY MOTORS
3. SYSTEM SHALL BE FACTORY PACKAGED ON STAINLESS STEEL BASEPLATE WITH 6-INCH COPPER MANIFOLDS.
4. SYSTEM SHALL BE MOUNTED ON 6" HIGH CONCRETE BASE.
5. PROVIDE 81 GALLON TANK MANUFACTURED BY BELL & GOSSETT MODEL WTX-81S
6. PROVIDE TRIPLEX CONTROL PANEL (NEMA 12)

DOMESTIC HOT WATER RE-CIRCULATING PUMP SCHEDULE

TAG	SYSTEM SERVED	MAX WORKING PRESSURE (PSI)	MAX OPERATING TEMP (°F)	GPM	HEAD (FEET)	MAX RPM	MOTOR H.P.	WEIGHT	ELECTRICAL	MANUFACTURER & MODEL NO.	REMARKS
DHWRP-1	DOMESTIC HOT WATER RECIRCULATION	150	225	10	50	3600	1.5	62	208V/3PH/60HZ	ITT BELL & GOSSETT 1AAB SERIES E-90	–
DHWRP-2	DOMESTIC HOT WATER RECIRCULATION	175	250	21	40	1800	1.0	84	208V/3PH/60HZ	ITT BELL & GOSSETT 1.5AB SERIES E-90	–
DHWRP-3	DOMESTIC HOT WATER RECIRCULATION	175	250	21	40	1800	1.0	84	208V/3PH/60HZ	ITT BELL & GOSSETT 1.5AB SERIES E-90	–
DHWRP-4	DOMESTIC HOT WATER RECIRCULATION	175	250	24	40	3600	1.0	55	208V/3PH/60HZ	ITT BELL & GOSSETT 1AAB SERIES E-90	
DHWRP-5	DOMESTIC HOT WATER RECIRCULATION	175	250	21	60	3600	1.5	62	208V/3PH/60HZ	ITT BELL & GOSSETT 1AAB SERIES E-90	–
DHWRP-6	DOMESTIC HOT WATER RECIRCULATION	175	250	21	40	1800	1.0	84	208V/3PH/60HZ	ITT BELL & GOSSETT 1.5AB SERIES E-90	

NOTE: PUMP SHALL BE ALL BRONZE CONSTRUCTION

DOMESTIC HOT WATER GENERATING STATION WITH PREHEATER SCHEDULE (BY BOILER MANUFACTURER)

AERCO/HUBBELL/FPS AS STANDARD

			PLUMBING DATA					HVAC DATA				DHWG ELECTRICAL		PHYSICAL DATA- DHWG SKID				
DESIGNATION	LOCATION	SERVICE	NOMINAL CAPACITY MBH	MIN NET OUTPUT GPH	DHW RISE (DEG F)	STORAGE (GAL)	WORKING PRESSURE (PSIG)	HWS FLOW (GPM)	HWS/R TEMP (DEG F)	STORAGE (GAL)	WORKING PRESSURE (PSIG)	AMPS	V/ø/Hz	DIMENSIONS L X W X H (INCHES)	SHIPPING WEIGHT (LBS)	OPERATING MAX WEIGHT (LBS)	OPTIONAL ACCESSORIES	DHWG MANUFACTURERS SERIES
DHWG-6	ROOF MEZ	ZONE 6	2000	1100	40-140	300	250	37	150-100	–	150	(2) 30	120/1/60	96X48X96	5000	6900	HWS AUTO FLOW CONTROL VALVE	DHWG-V300
DHWG-5	27TH FLOOR	ZONE 5	2400	1400	40-140	400	250	47	150-100	–	150	(2) 30	120/1/60	96X48X96	6000	8200	HWS AUTO FLOW CONTROL VALVE	DHWG-V400
DHWG-4	27TH FLOOR	ZONE 4	2600	1500	40-140	400	250	50	150-100	–	150	(2) 30	120/1/60	96X48X96	6000	8200	HWS AUTO FLOW CONTROL VALVE	DHWG-V400
DHWG-3	27TH FLOOR	ZONE 3	2600	1500	40-140	400	250	50	150-100	–	150	(2) 30	120/1/60	96X48X96	6000	8200	HWS AUTO FLOW CONTROL VALVE	DHWG-V400
DHWG-2	9TH FLOOR	ZONE 2	2400	1800	40-140	200(EACH)	250	60	150-100	–	150	(2) 30	120/1/60	120X48X96	6500	8500	HWS AUTO FLOW CONTROL VALVE	DHWG-PHM
DHWG-1	9TH FLOOR	ZONE 1	2400	1800	40-140	200(EACH)	250	60	150-100	–	150	(2) 30	120/1/60	120X48X96	6500	8500	HWS AUTO FLOW CONTROL VALVE	DHWG-PHM

1. INTEGRATE WITH BAS/BOILER PLANT CONTROLS FOR EMERGENCY MODE AND HIGH MIXING VALVES MODES, SIGNALS, AND ALARMS.
2. MIXING VALVE TEMPERATURE SENSOR FIELD INSTALLED.
3. INSULATION SHALL BE FIELD APPLIED AS PER INSULATION SPECIFICATION REQUIREMENTS AND ENERGY CODE.
4. INSULATION SHALL BE FIBER GLASS INSULATION RATED R-VALUE OF 12.5

POTABLE EXPANSION TANK

TAG	SERVICE	LOCATION	TANK VOLUME (GAL)	ACCEPTANCE VOLUME (GAL)	MANUFACTURER	MODEL NUMBER	WEIGHT (LBS)	REMARKS
PET-1	DOMESTIC WATER SYSTEM	9TH FL. MER	53	34.5	ITT, B&G	1BN057LF	229	TANK SHALL BE FLOOR MOUNTED
PET-2	DOMESTIC WATER SYSTEM	9TH FL. MER	53	34.5	ITT, B&G	1BN057LF	229	TANK SHALL BE FLOOR MOUNTED
PET-3	WATER SYSTEM	27TH FL. MER	53	34.5	ITT, B&G	1BN057LF	229	TANK SHALL BE FLOOR MOUNTED
PET-4	WATER SYSTEM	27TH FL. MER	53	34.5	ITT, B&G	1BN057LF	229	TANK SHALL BE FLOOR MOUNTED
PET-5	WATER SYSTEM	27TH FL. MER	53	34.5	ITT, B&G	1BN057LF	229	TANK SHALL BE FLOOR MOUNTED
PET-6	WATER SYSTEM	ROOF MER	53	34.5	ITT, B&G	1BN057LF	229	TANK SHALL BE FLOOR MOUNTED

STACKED DUPLEX GAS BOOSTER SCHEDULE

TAG	QTY.	LOAD (CFH)	PRESSURE BOOST (W.C.)	HP	RPM	ELECTRICAL V/ø/Hz	MANUFACTURER AND MODEL
GB-1	1	31,400	18	3	3450	208/3/60	ECLIPSE MODEL HB-6619-3 OR APPROVED EQUAL

SIMPLEX GAS BOOSTER SCHEDULE

	LOAD (CFH)	PRESSURE BOOST (W.C.)	HP	RPM	ELECTRICAL V/ø/Hz	MANUFACTURER AND MODEL
GB-2	11,600	23	3	3450	208/3/60	ECLIPSE MODEL HB-4623-3. OR APPROVED EQUAL

DUPLEX VARIABLE SPEED DOMESTIC BOOSTER PUMP SCHEDULE

UNIT TAG	LOCATION	SYSTEM SERVED	MAX WORKING PRESSURE (PSI)	MAX OPERATING TEMP (°F)	PUMP GPM	HEAD (PSI)	MAX RPM	MOTOR H.P.	ELECTRICAL	MANUFACTURER & MODEL NO.
DBP-1	ROOF MER ROOM	UPPER ZONE	175	250	130(EACH)	5	1765	1 (EACH)	208V/60HZ/3PH	PEERLESS MODEL C620A
DBP-2	ROOF MER ROOM	COOLING TOWER	175	250	35	25	1765	2 (EACH)	208V/60HZ/3PH	PEERLESS MODEL C810A

BOOSTER PUMP DBP-1 NOTES:
1. EACH SYSTEM SHALL BE PROVIDED WITH VFD DRIVES.
2. MOTORS SHALL BE PREMIUM EFFICIENCY MOTORS.
3. EACH SYSTEM SHALL BE FACTORY PACKAGED ON 34"X38" STEEL BASEPLATE WITH 3" LEAD FREE COPPER MANIFOLDS.
4. EACH SYSTEM SHALL BE MOUNTED ON 6" HIGH CONCRETE BASE.
5. PROVIDE 80 GALLON 150 PSI ASME HYDRO PNEUMATIC TANK MANUFACTURER BY AMTROL WX-302 FOR EACH SYSTEM.
6. PROVIDE DUPLEX CONTROL PANELS (NEMA 12) WITH AUTOMATIC ALTERNATOR, 24 HOUR TIMER, HOA FOR EACH PUMP, MAIN DISCONNECT SWITH, ALARM AND LIGHTS AND DRY CONTACTS FOR REMOTE ALARM FOR EACH SYSTEM.

PRE-PRESSURIZE DIAPHRAGM-TYPE WELL TANK

TAG	SERVICE	LOCATION	TANK VOLUME (GAL)	MAXIMUM ACCEPTANCE FACTOR	MANUFACTURER	MODEL NUMBER	WEIGHT (LBS)	MAX. OPERATING TEMP.	MAX. OPERATING PRESSURE	FACTORY PRECHARGE	REMARKS
DT-1	DOMESTIC WATER BOOSTER PUMP	ROOF FLOOR	90	0.39	AMTROL	WX-405-C	115	200 F	125 PSIG	30 PSIG	–
DT-2	DOMESTIC WATER BOOSTER PUMP	ROOF FLOOR	34	0.33	AMTROL	WX-403-C	252	200 F	125 PSIG	30 PSIG	–

ELECTRICAL HOT WATER HEATER SCHEDULE

TAG	LOCATION	SYSTEM SERVED	ACTIVATION GPM	TEMP RISE @ 0.8 GPM	TEMP RISE @ 1.0 GPM	AMPS	VOLTS	WATTS	MANUFACTURER & MODEL NO.	REMARKS
EWH-1	UNDER ALL LAVATORIES	HOT WATER SYSTEM	0.35	71	57	40	208	8320	CHRONOMITE M-40L/208-MM	–

NOTE: THIS PLAN IS APPROVED ONLY FOR WORK INDICATED ON THE APPLICATION SPECIFICATION SHEET. ALL OTHER MATTERS SHOWN ARE NOT TO BE RELIED UPON OR TO BE CONSIDERED AS EITHER BEING APPROVED OR IN ACCORDANCE WITH APPLICABLE CODES.

NOTE: TO THE BEST OF MY KNOWLEDGE, BELIEF AND PROFESSIONAL JUDGMENT, THESE PLANS AND SPECIFICATIONS ARE IN COMPLIANCE WITH 2016 NEW YORK CITY ENERGY CONSERVATION CODE (BY APPLICATION OF ASHRAE-90.1/2013)

Clara Gomez
NYC Buildings
APPROVED
Under Directive 2 of 1975
Date: 11/06/2017:
NYC Development Hub

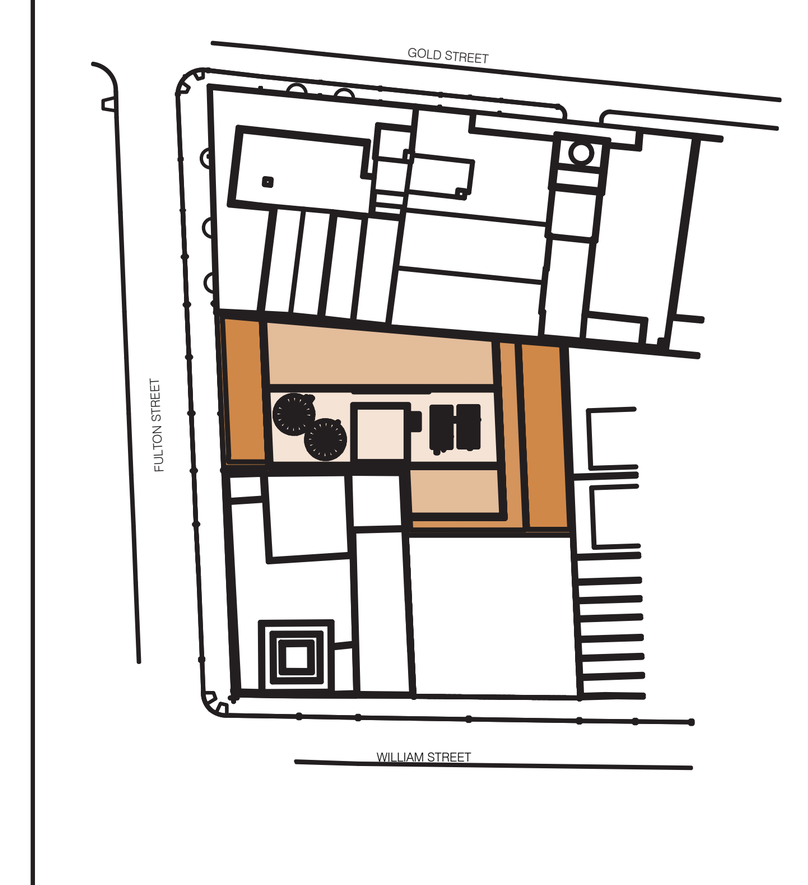

KEY PLAN

NOTES:

Number:	Date:	Revision:
14	09/22/2017	ISSUED TO DOB
13	06/14/2017	100% CD SUBMISSION 3
12	03/31/2017	95% CD SUBMISSION 2
11	01/20/2017	80% CD SUBMISSION 1
10	01/13/2017	REVISED BUY SET
9	01/06/2017	RE-SUBMISSION FOR EN COMMENTS
8	12/22/2016	RE-SUBMISSION FOR EN COMMENTS
7	11/11/2016	CORE & SHELL BUY SET
6	10/07/2016	CORE & SHELL BID SET
5	09/15/2016	PROGRESS SET FOR BUDGETING
4	07/06/2016	HUB FILING SET
3	06/20/2016	100% DD SET
2	05/02/2016	50% DD SET
1	04/11/2016	PRELIMINARY PRICING SET

Project:
130 WILLIAM STREET
130 WILLIAM STREET
NEW YORK, NY 10038

Client:
THE LIGHTSTONE GROUP
130 WILLIAM STREET PROPERTY OWNER LLC
460 PARK AVE, 13TH FLOOR
NEW YORK, NY 10022
(212) 616-9971

Architect:
HILL | WEST ARCHITECTS
11 BROADWAY
17TH FLOOR
NEW YORK, NY 10004
T. 212 213 8007

Creative Director
Adjaye Associates
415 Broadway, 3rd Fl.
New York, NY 10013
(212) 965-8477

Building Structures:
McNamara Salvia
62 West 45th Street, 11th Fl.
New York, NY 10036
(212) 246-9800

MEP Engineer:
Ventrop ECG, LLC
365 W 34th Street, 3rd Fl.
New York, NY 10001
(212) 244-5060

Exterior Facade Consultant:
Gilsanz Murray Steficek, LLP
129 West 27th Street, 5th Fl.
New York, NY 10001
(212) 254-0030

Landscape Architect:
Weintraub Diaz, LLC
19 New Street
Nyack, NY 10960
(845) 353-2500

Civil Engineer & Acoustic Consultant:
AKRF Engineering PC
440 Park Avenue South, 7th Fl.
New York, NY 10016
(646) 388-9829

IT & Security Consultant:
Anj Communications
133 Sunny Ridge Road
Harrison, New York 10528
(914) 967-1967

Pool Consultant:
Integrated Aquatics Engineering, Inc.
75 Shewell Ave
Doylestown, PA 18901
(215) 230-8623

Elevator Consultant:
Jenkins and Huntington
1251 Avenue of the Americas
New York, NY 10020
(212)-696-1818

DOB STAMPS & SIGNATURES:

DWG TITLE:
PLUMBING SCHEDULES

NB#121192903

SEAL & SIGNATURE:

DATE: 11/19/15
PROJECT #: 2015-527
SCALE: NTS
DWG NO. P-401.00

DEPT OF BLDGS 421309903 Job Number
E3446951350 Scan Code

130 WILLIAM STREET

NEW YORK, NEW YORK 11201

Structural Sheet List	
Sheet Number	Sheet Name
S-000	COVER SHEET
S-001	GENERAL NOTES
FO-300	FOUNDATION SECTIONS
FO-301	FOUNDATION SECTIONS
FO-302	FOUNDATION SECTIONS
FO-303	FOUNDATION SECTIONS
FO-304	FOUNDATION SECTIONS
FO-305	FOUNDATION SECTIONS
FO-306	FOUNDATION SECTIONS
FO-307	FOUNDATION SECTIONS
FO-308	FOUNDATION SECTIONS
FO-309	FOUNDATION SECTIONS
S-010	1ST FLOOR FRAMING PLAN
S-011	1ST FLOOR GENERAL ARRANGEMENT PLAN
S-020	2ND FLOOR FRAMING PLAN
S-021	2ND FLOOR GENERAL ARRANGEMENT PLAN
S-030	3RD CONSTRUCTION FLOOR FRAMING PLAN (8TH MARKETING FLOOR)
S-031	3RD CONSTRUCTION FLOOR GENERAL ARRANGEMENT PLAN (8TH MARKETING FLOOR)
S-040	4TH CONSTRUCTION FLOOR FRAMING PLAN (9TH MARKETING FLOOR)
S-041	4TH CONSTRUCTION FLOOR GENERAL ARRANGEMENT PLAN (9TH MARKETING FLOOR)
S-050	5TH CONSTRUCTION FLOOR FRAMING PLAN (11TH MARKETING FLOOR)
S-051	5TH CONSTRUCTION FLOOR GENERAL ARRANGEMENT PLAN (11TH MARKETING FLOOR)
S-060	6TH CONSTRUCTION FLOOR FRAMING PLAN (12TH MARKETING FLOOR)
S-061	6TH CONSTRUCTION FLOOR GENERAL ARRANGEMENT PLAN (12TH MARKETING FLOOR)
S-070	7TH - 8TH CONSTRUCTION FLOOR FRAMING PLAN (14TH - 15TH MARKETING FLOOR)
S-071	7TH - 8TH CONSTRUCTION FLOOR GENERAL ARRANGEMENT PLAN (14TH-15TH MARKETING FL)
S-090	9TH - 10TH CONSTRUCTION FLOOR FRAMING PLAN (16TH - 17TH MARKETING FLOOR)
S-091	9TH - 10TH CONST FL GN ARRANGEMENT PLAN (16TH - 17TH MARKETING FLOOR)
S-110	11TH - 13TH CONSTRUCTION FLOOR FRAMING PLAN (18TH - 20TH MARKETING FLOOR)
S-111	11TH-13TH CONST FL GN ARRANGEMENT PLAN (18TH - 20TH MARKETING FLOOR)
S-140	14TH CONSTRUCTION FLOOR FRAMING PLAN (21ST MARKETING FLOOR)
S-141	14TH CONSTRUCTION FLOOR GENERAL ARRANGEMENT PLAN (21ST MARKETING FLOOR)
S-150	15TH CONSTRUCTION FLOOR FRAMING PLAN (22ND MARKETING FLOOR)
S-151	15TH CONSTRUCTION FLOOR GENERAL ARRANGEMENT PLAN (22ND MARKETING FLOOR)
S-160	16TH - 17TH CONSTRUCTION FLOOR FRAMING PLAN (23RD - 24TH MARKETING FLOOR)
S-161	16TH - 17TH CONST FL GN ARRANGEMENT PLAN (23RD - 24TH MARKETING FLOOR)
S-180	18TH CONSTRUCTION FLOOR FRAMING PLAN (25TH MARKETING FLOOR)
S-181	18TH CONSTRUCTION FLOOR GENERAL ARRANGEMENT PLAN (25TH MARKETING FLOOR)
S-190	19TH - 25TH CONSTRUCTION FLOOR FRAMING PLAN (26TH - 32ND MARKETING FLOOR)
S-191	19TH - 25TH CONST FL GN ARRANGEMENT PLAN (26TH - 32ND MARKETING FLOOR)
S-260	26TH CONSTRUCTION FLOOR FRAMING PLAN (33RD MARKETING FLOOR)
S-261	26TH CONSTRUCTION FLOOR GENERAL ARRANGEMENT PLAN (33RD MARKETING FLOOR)
S-270	27TH CONSTRUCTION FLOOR FRAMING PLAN (34TH MARKETING FLOOR)
S-271	27TH CONSTRUCTION FLOOR GENERAL ARRANGEMENT PLAN (34TH MARKETING FLOOR)
S-280	28TH CONSTRUCTION FLOOR FRAMING PLAN (37TH MARKETING FLOOR)
S-281	28TH CONSTRUCTION FLOOR GENERAL ARRANGEMENT PLAN (37TH MARKETING FLOOR)
S-290	29TH - 36TH CONSTRUCTION FLOOR FRAMING PLAN (38TH - 45TH MARKETING FLOOR)
S-291	29TH - 36TH CONST FL GN ARRANGEMENT PLAN (38TH - 45TH MARKETING FLOOR)
S-370	37TH -38TH CONSTRUCTION FLOOR FRAMING PLAN (46TH - 47TH MARKETING FLOOR)
S-371	37TH - 38TH CONST FL GN ARRANGEMENT PLAN (46TH - 47TH MARKETING FLOOR)
S-390	39TH CONSTRUCTION FLOOR FRAMING PLAN (48TH MARKETING FLOOR)
S-391	39TH CONSTRUCTION FLOOR GENERAL ARRANGEMENT PLAN (48TH MARKETING FLOOR)
S-400	40TH CONSTRUCTION FLOOR FRAMING PLAN (49TH MARKETING FLOOR)
S-401	40TH CONSTRUCTION FLOOR GENERAL ARRANGEMENT PLAN (49TH MARKETING FLOOR)
S-410	41ST CONSTRUCTION FLOOR FRAMING PLAN (50TH MARKETING FLOOR)
S-411	41ST CONSTRUCTION FLOOR GENERAL ARRANGEMENT PLAN (50TH MARKETING FLOOR)
S-420	42ND CONSTRUCTION FLOOR FRAMING PLAN (51ST MARKETING FLOOR)
S-421	42ND CONSTRUCTION FLOOR GENERAL ARRANGEMENT PLAN (51ST MARKETING FLOOR)
S-430	43RD CONSTRUCTION FLOOR FRAMING PLAN (52ND MARKETING FLOOR)
S-431	43RD CONSTRUCTION FLOOR GENERAL ARRANGEMENT PLAN (52ND MARKETING FLOOR)
S-440	44TH, 46TH, & 48TH CONST FL FRAMING PLAN (53RD, 55TH & 57TH MARKETING FLOOR)
S-441	44TH, 46TH, & 48TH CONST FL GN ARRANGEMENT PLAN (53RD, 55TH & 57TH MARKETING FLOOR)
S-450	45TH, 47TH, & 49TH CONST FL FRAMING PLAN (54TH, 56TH & 58TH MARKETING FLOOR)
S-451	45TH, 47TH, & 49TH CONST FL GN ARRANGEMENT PLAN (54TH, 56TH & 58TH MARKETING FLOOR)
S-500	50TH CONSTRUCTION FLOOR FRAMING PLAN (59TH MARKETING FLOOR)
S-501	50TH CONSTRUCTION FLOOR GENERAL ARRANGEMENT PLAN (59TH MARKETING FLOOR)
S-510	51ST - 56TH CONSTRUCTION FLOOR FRAMING PLAN (60TH - 65TH MARKETING FLOOR)
S-511	51ST - 56TH CONST FL GN ARRANGEMENT PLAN (60TH - 65TH MARKETING FLOOR)
S-570	57TH - 59TH CONSTRUCTION FLOOR FRAMING PLAN (66TH - 68TH MARKETING FLOOR)
S-571	57TH - 59TH CONST FL GN ARRANGEMENT PLAN (66TH - 68TH MARKETING FLOOR)
S-600	60TH CONSTRUCTION FLOOR FRAMING PLAN (69TH MARKETING FLOOR)
S-601	60TH CONSTRUCTION FLOOR GENERAL ARRANGEMENT PLAN (69TH MARKETING FLOOR)
S-610	MAIN ROOF CONSTRUCTION FLOOR FRAMING PLAN (70TH MARKETING FLOOR)
S-611	MAIN ROOF CONSTRUCTION FLOOR GENERAL ARRANGEMENT PLAN (70TH MARKETING FLOOR)
S-620	EMR FRAMING PLAN
S-621	EMR FLOOR GENERAL ARRANGEMENT PLAN
S-630	EMR ROOF FRAMING PLAN
S-631	EMR ROOF GENERAL ARRANGEMENT PLAN
S-910	COLUMN SCHEDULE I
S-911	COLUMN SCHEDULE II
S-912	COLUMN SCHEDULE III
S-915	TYPICAL COLUMN DETAILS
S-916	TYPICAL COLUMN DETAILS
S-920	TYPICAL SHEAR WALLS AND LINK BEAM DETAILS
S-921	LINK BEAM SCHEDULE
S-922	SHEAR WALL REINFORCEMENT PLAN
S-923	SHEAR WALL REINFORCEMENT PLAN
S-924	SHEAR WALL REINFORCEMENT PLAN
S-930	SHEAR WALL ELEVATIONS
S-931	SHEAR WALL ELEVATIONS
S-932	SHEAR WALL ELEVATIONS
S-933	ELEVATIONS
S-934	ELEVATIONS
S-940	TYPICAL CONCRETE DETAILS
S-941	TYPICAL CONCRETE DETAILS
S-942	TYPICAL CONCRETE DETAILS
S-943	TYPICAL CONCRETE DETAILS
S-950	SECTIONS
S-960	TYPICAL MASONRY DETAILS
S-980	TYPICAL STAIR DETAILS
S-981	STAIR ELEVATIONS

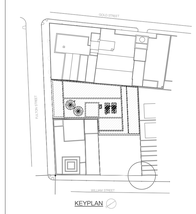

KEY PLAN

NOTES:

Number:	Date:	Revision:
13	09/22/2017	ISSUED TO DOB
12	08/03/2017	ISSUED TO DOB REV 1
11	06/14/2017	100% CD
10	03/31/2017	95% CD
9	01/20/2017	80% CD
8	01/06/2017	HUB SUBMISSION
7	11/11/2016	CORE AND SHELL BUY SET
6	10/19/2016	MTA APPROVAL
5	10/07/2016	CORE AND SHELL BID SET
4	09/09/2016	MTA APPROVAL
3	07/29/2016	FOUNDATION BID SET
2	07/06/2016	ISSUED TO DOB
1	06/24/2016	MTA APPROVAL

Project:
130 WILLIAM STREET
130 WILLIAM STREET
NEW YORK, NY 10038

Client:
THE LIGHTSTONE GROUP
130 WILLIAM STREET PROPERTY OWNER LLC
460 PARK AVE, 13TH FLOOR
NEW YORK, NY 10022
(212) 616-9971

Architect:
HILL | WEST ARCHITECTS
11 BROADWAY
17TH FLOOR
NEW YORK, NY 10004
T. 212 213 8007

Creative Director
Adjaye Associates
415 Broadway, 3rd Fl.
New York, NY 10013
(212) 965-8477

Building Structures:
McNamara Salvia
62 West 45th Street, 11th Fl.
New York, NY 10036
(212) 246-9800

MEP Engineer:
Ventrop ECG, LLC
365 W 34th Street, 3rd Fl.
New York, NY 10001
(212) 244-5060

Exterior Facade Consultant:
Gilsanz Murray Steficek, LLP
129 West 27th Street, 5th Fl.
New York, NY 10001
(212) 254-0030

Landscape Architect:
Weintraub Diaz, LLC
19 New Street
Nyack, NY 10960
(845) 353-2500

Civil Engineer & Acoustic Consultant:
AKRF Engineering PC
440 Park Avenue South, 7th Fl.
New York, NY 10016
(646) 388-9829

IT & Security Consultant:
Anj Communications
133 Sunny Ridge Road
Harrison, New York 10528
(914) 967-1967

Pool Consultant:
Integrated Aquatics Engineering, Inc.
75 Shewell Ave
Doylestown, PA 18901
(215) 230-8623

Elevator Consultant:
Jenkins and Huntington
1251 Avenue of the Americas
New York, NY 10020
(212)-696-1818

DOB STAMPS & SIGNATURES:

DWG TITLE:
COVER SHEET

NB#121192903

SEAL & SIGNATURE:

DATE: 03/31/2017
PROJECT #: 1611B.00
SCALE:
S-000.00
DWG NO.

DEPT OF BLDGS 121192903 Job Number
ES780448310 Scan Code

GENERAL NOTES:

1. All work shall conform to the requirements of the 2014 New York City Building Code.
2. The Contractor shall verify all dimensions and conditions in the field prior to commencing work. Where dimensions and elevations of existing construction could affect the new construction, it is the Contractor's responsibility to make field measurements in time for their incorporation in the Shop Drawings. The Architect and Engineer shall be notified of any discrepancies that may exist.
3. See architectural drawings for floor elevations, slopes, locations of depressed floor areas, and floor openings. The Contractor shall compare the structural drawings with the architectural drawings and report any discrepancy to the Architect and Engineer prior to construction.
4. Principal openings through the framing are shown on these drawings. The General Contractor shall examine the structural, architectural and mechanical drawings for the required openings and shall verify size and location of all openings with the Mechanical Contractor. Providing all openings required by the Mechanical, Electrical, or Plumbing trades shall be a part of the General Contract, whether or not shown in the structural drawings. Any deviation from the openings shown on the structural drawings shall be brought to the Engineer's attention for review.
5. Furnish and place all supports, temporary and permanent, whether shoring, bracing, needling, underpinning, or sheet piling, necessary to brace existing walls or framing to remain, so that no horizontal or vertical settlement occurs to the existing structures. Temporary supports shall be maintained in place until permanent supports are installed. Design of these supports shall be by a registered Structural Engineer in the state of New York in the employ of the Contractor.
6. Alternate connection details may be approved if such details are submitted to the Engineer for review and acceptance is granted. However, the Engineer shall be the sole judge of acceptability and the Contractor's bid shall anticipate the use of those specific details shown on the drawings. The Contractor shall retain a registered Structural Engineer to be responsible for the design of any alternate details which he proposes.
7. Work not indicated on a part of the drawings but reasonably implied to be similar to that shown at corresponding places, shall be included in the Contractor's work.
8. The Contractor shall be completely responsible for the safety of adjacent structures, property, his workmen, and the public, as affected by the construction of this project.
9. All Contractors are required to examine the drawings and specifications carefully, visit the site and fully inform themselves as to all existing conditions and limitations, prior to agreeing to perform the work. Failure to visit the site and familiarize themselves with the existing conditions and limitations will in no way relieve the Contractor from furnishing any materials or performing any work in accordance with drawings and specifications without additional cost to the Owner.
10. Structural drawings may represent construction with a reference scale. Due to the inherent process of drawing development and presentation not all work may be shown "exact" in that scale. Do not "scale" drawings to obtain any missing information or to interpret any information not specifically dimensioned for "exact" detailing or construction purposes.
11. The Contract Documents represent final conditions. Stability of the structure during construction and means and methods that impose temporary loading conditions on the incomplete structure is the sole responsibility of the General Contractor. This responsibility includes, but is not limited to, the design and furnish of any temporary supports, shoring, and/or bracing required for the safety and stability of the structure during construction.

DESIGN LOADS		
Design Code: ASCE 7 - 05/10 as per NYCBC		
Occupancy category: II		
Snow Loads	Ground snow load, pg	25 psf
	Flat roof snow load, p=0.7(Ce)(Ct)(Is)(pg)	17.5 psf
	Snow exposure factore, Ce	1.0
	Thermal factor, Ct	1.0
	Snow load importance factor, I	1.0
	Snow drift conditions in accordance with Section 1608.0	
Wind Loads	Basic Wind Speed (3-Second gust)	98 mph
	Wind Importance factor, Iw	1.0
	Wind Exposure	C
	Design wind pressures for main wind force resisting system in accordance with ASCE 7-05 Section 6.5.12.2 and Wind Tunnel Testing by BMT FLUID MECHANICS LTD	
	Design wind pressures on components and cladding in accordance with ASCE 7-05 Section 6.5.12.4 and Wind Tunnel Testing by BMT FLUID MECHANICALS LTD	
	Wind Base Shear	1700k (N-S direction) 2550k (E-W direction)
Earthquake Loads	Seismic importance factor, I	1.0
	Spectral response acceleration, Ss	0.281
	Spectral response acceleration, S1	0.073
	Long-Period Transitional Period, T	6 sec
	Site class	D
	Design spectral response coefficient, Sds	0.2951
	Design spectral response coefficient, Sd 1	0.1163
	Seismic design category	B
	Basic Seismic force resisting system	
	Ordinary Reinforced Concrete Shear Walls (N-S direction)	
	Ordinary Reinforced Concrete Shear Walls (E-W direction)	
	Seismic Base Shear	1700k (N-S direction) 1700k (E-W direction)
	Seismic response coefficient, Cs	0.01298 (N-S direction) 0.01298 (E-W direction)
	Response Modification Coefficient, R	5 (N-S direction) 5 (E-W direction)
	Analysis procedure: Equivalent Lateral Force	

LOADING SCHEDULE				
Occupancy	Superimposed Dead Load (psf)	Live Load (psf)	Live Load Reduction	Concentratd Load (lbs)
Corridors above 1st Floor	30	100	No	
First Floor Lobbies and Public Areas	30	100	No	
Retail	30	100	No	1000
Storage (light)	5	40	No	
Stairs	30	100	No	
Mechanical Areas	30	150	No	
Elevator Machine Rooms	30	75+Equip but not less than 150	No	
Sidewalks (intentional or accidental vehicular traffic)	5	250	No	8000
Roof	50	40	No	[Concrete roof 2000, on 30in²] [All other roofs 300, on 6in²]
Residential	15	40	Yes	

NOTE:
Future infill of lot line windows as shown on architectural drawings, see A-300, shall not exceed 65psf.

SPECIAL INSPECTIONS:

1. All special inspections shall be made by a NYC DOB approved special inspection agency selected and paid by the owner. Contractor shall furnish testing agency access to work, facilities and incidental labor required for testing and inspection. Retention by the Owner of an independent testing agency shall in no way relieve the Contractor of responsibility for performing all work in accordance with the contract requirements.
2. Special inspections required are as follows:

SPECIAL INSPECTIONS NYCBC 2014	
Structural Steel - Welding, Details & High Strength Bolting	BC 1704.3.1, BC 1704.3.2, BC 1704.3.3
Concrete - Cast-In-Place	BC 1704.4
Masonry	BC 1704.5
Subgrade Inspeciton	BC 1704.7.2, BC 1704.7.3
Subsurface Conditions- Fill placement & In-Place Density	(TR 4) BC 1704.7.4
Subsurface Conditions- Borings/Test Pits	(TR 4) BC 1704.7.4
Deep Foundation Elements	(TR-5) BC 1704.8
Structural Stability - Existing Buildings	BC 1704.7.20.1
Excavations - Sheeting, Shoring, and Bracing	BC 1704.7.20.2
Post-installed Anchors (BB#2014-018, 2014-019)	BC 1704.32
Concrete Design Mix	(TR-3) BC 1905.3, BC 1913.5
Concrete Sampling and Testing	(TR-2) BC 1905.6, BC 1913.10

FOUNDATIONS:

1. The foundation design is based on recommendations contained in the Geotechnical Report by RA Consultants LLC dated September 14, 2015. This report is available to bidding Contractors for their information, however their attention is directed to the limitations of the report described therein.
2. Individual pile plan locations to submit to the Structural Engineer for review prior to fabrication of reinforcing for pile caps. Pile caps with piles driven out of plan tolerance will require adjustment to cap size and reinforcing. Adjustments may also be required at adjacent tie beams and grade beams. Plan dimensions shown for pile caps on structural drawings represent minimum requirements.
3. No foundations shall be placed in water or on frozen ground.
4. All finished foundation excavations shall be inspected and approved by the Geotechnical Engineer or his designate before any concrete is placed.
5. Unless otherwise noted, all foundations and buttresses shall be centered under supported members.
6. Carefully follow the requirements of the specifications for back fill under or adjacent to any portion of the building.
7. Where foundation elements are to have fill on both sides, each side shall be filled simultaneously, maintaining a common elevation.
8. Coordinate under floor drain requirements with architectural and mechanical drawings and the requirements of the Geotechnical Engineer.
9. Contractor shall provide continuous control of surface and underground water as required during construction such that the work is done in the dry. However, the Contractor shall insure that ground water levels under adjacent structures are not lowered by his construction techniques. Additionally, if so directed by notes in the plans, the Contractor will continue to maintain a condition of no hydrostatic pressure until sufficient building weight is in place to prevent flotation of any part of the structure.
10. Building walls retaining earth rely on the completed floor slabs for lateral support. If required by the construction sequence, the Contractor shall temporarily brace all building walls against which back fill is to be placed until all floor slabs supporting the walls are in place and have attained at least 75% of their specified design strength. Design of temporary braces shall be by a registered Structural Engineer in the state of New York in the employ of the Contractor.

REINFORCED MASONRY:

1. All masonry work shall conform to the ``Building Code Requirements of Masonry Structures" (ACI 530-02/ASCE 5-02) and (ACI 530.1-02/ASCE 6-02).
2. The compressive strength of the masonry, f'm, shall be at least 2500 psi. Unless otherwise approved by the Structural Engineer on the basis of prism testing the components of the masonry shall have compressive strengths as given below: 3000psi.
3. All concrete masonry units (CMU) shall conform to ASTM C90, grade N-1, with an individual compressive strength of 3750 psi.
4. Mortar for block wall construction shall be Type M or S conforming to ASTM C270.
5. Grout for piers and block walls shall conform to ASTM C476 with a minimum compressive strength of 2500 psi determined in accordance with the provisions of ASTM C1019.
6. Reinforcing bars shall conform to ASTM A615, Grade 60, except bars to be welded shall conform to ASTM A706.
7. Wire for joint reinforcing shall conform to ASTM A82, yield point = 70 ksi (min.).
8. Unless noted otherwise provide minimum reinforcing per the Minimum Reinforcing Table.
9. Provide bond beams with (2)-#5 continuous, at the top of parapets, at each floor level, and where shown on the drawings.
10. Unless noted otherwise on plans, provide the following additional vertical reinforcement in the cell immediately adjacent to each side of a masonry opening and in the cell of discontinuous walls. These bars are to extend full height of the wall or in the case of masonry openings at multi-story walls, from story to level above to story level below the opening. For 6" and 8" CMU Walls provide (2)-#5. For 10" and 12" CMU Walls provide (2)-#6.
11. Extend additional reinforcement a minimum of 36 bar diameters beyond the opening.
12. The minimum length of lap for reinforcing bars embedded in grout is 48 bar diameters, unless shown otherwise on the drawings.
13. Place reinforcing bars before grouting. Place grout in lifts not exceeding 5 feet. Consolidate each lift by mechanical vibration. The next lift of the pour may be made after the initial water loss and reconsolidation of the prior lift, while it is still plastic.
14. Properly secure reinforcing bars to maintain the positions indicated on the drawings. Bars to be located in center of cells unless otherwise noted.
15. All CMU shall be braced during construction for the governing code lateral design loads until permanent restraints have been installed.
16. The following steps are to be followed when laying masonry in the temperatures stated below:

COLD WEATHER MASONRY CONSTRUCTION	
Mean daily air temperature	Instructions
40° - 32° F	Heat mixing water or aggregate to 70° F. Protect masonry from rain or snow for 24 hours.
32° - 20° F	Heat mixing water and aggregate to 70° F. Provide wind breaks for wind velocity in excess of 15 m.p.h. Cover masonry with insulating blankets for 24 hours and provide heat sources on both sides of masonry construction.
Below 20° F	Heat mixing water and aggregate to 70° F. Provide enclosures and heat to maintain 40° minimum temperature. Temperature of masonry units must be 40° F minimum when laid. Maintain masonry above 40° F for 24 hours by enclosures and supplemental heat.

MINIMUM MASONRY REINFORCING TABLE
INTERIOR WALLS

MAXIMUM WALL HT.:	12'-0"	12'-0"	16'-0"	20'-0"	26'-0"	30'-0"	HORIZONTAL REINFORCING
4" CMU	#4@48	-	-	-	-	-	9 Gage Standard Dur-o-wal Ladur @16" OC
6" CMU	#4@48	#4@48	-	-	-	-	9 Gage Standard Dur-o-wal Ladur @16" OC
8" CMU	#4@48	#4@48	#5@48	-	-	-	9 Gage Standard Dur-o-wal Ladur @16" OC
10" CMU	#4@48	#4@48	#4@48	#5@48	#5@32	-	9 Gage Standard Dur-o-wal Ladur @16" OC
12" CMU	#4@48	#4@48	#4@48	#5@48	#5@24	#5@8	3/16" Extra Heavy Dur-o-wal Ladur @16" OC

MINIMUM MASONRY REINFORCING TABLE
EXTERIOR WALLS

MAXIMUM WALL HT.:	8'-0"	12'-0"	16'-0"	20'-0"	HORIZONTAL REINFORCING
8" CMU	#5@48	#5@16	-	-	3/16" Extra Heavy Dur-o-wal Ladur @16" OC
10" CMU	#5@48	#5@24	#5@8	-	3/16" Extra Heavy Dur-o-wal Ladur @16" OC
12" CMU	#5@48	#5@32	#5@8	#5@8	3/16" Super Heavy Duty Dur-o-wal Ladur @16" OC

CONCRETE:

1. All concrete work shall conform to the 2011 edition of the ACI Building Code Requirements for Reinforced Concrete (ACI 318) and the 2014 New York City Building Code. In case of conflict, the City Building Code shall govern.
2. All concrete shall be controlled concrete, mixed and placed under the supervision of an approved concrete testing agency.
3. Concrete shall be normal weight concrete unless otherwise noted with sand and gravel aggregate, Type I or Type II Portland Cement and minimum compressive strength (f'c) in 28 days as specified in the Concrete Strength Table.
4. All concrete exposed to the weather or possible freeze/thaw action shall contain an air entrainment admixture. See specifications for air content .
5. All concrete shall be placed without horizontal construction joints, except where specifically noted. Vertical construction joints and stops in shored concrete work shall be made at midspan. Horizontal reinforcement shall be continuous through vertical construction joints.
6. Construction joint locations other than shown on the drawings are permitted subject to prior approval of the Engineer. Expansion joint and control joint locations are mandatory as shown. Contractor shall submit drawings showing intended placing sequences and locations of construction joints to the Engineer for approval.
7. Unless otherwise shown on drawings, slabs on grade shall be cast in alternating strips, one (1) column bay wide. Adjacent sections shall be placed no sooner than three days apart. Alternatively, slab on grade areas may be poured in as large an area as can be handled provided that saw cut joints are cut as soon as the concrete will support a man's weight without permanent deformation and the joint process does not dislodge aggregates. Saw cut locations shall be submitted to engineer for review prior to construction.
8. Grout under column base plates and under other bearing plates shall be non-shrink, nonmetallic grout with a minimum compressive strength of 12000 psi at 3 days.
9. Pipes or conduits placed in slabs on grade shall not be placed closer than 3 diameters on centers and shall have an outside diameter less than 1/3 of the slab thickness and be positioned so that they do not interfere with slab reinforcement. Aluminum conduits shall not be placed in concrete. No conduits or pipes shall be placed in composite slabs on metal deck.
10. All keys shall be 2" x 4" (nominal) unless otherwise shown on the drawings.
11. Concrete cast on sloped surfaces shall begin at the lowest elevation and continue monolithically toward the higher elevations until the intended pour is completed.
12. No concrete shall be cast before review and approval of the reinforcing and embedded items have been obtained from the Special Inspector.
13. All exposed edges of concrete members shall be chamfered 3/4" unless shown otherwise on architectural drawings.
14. Concrete must reach the following percentages of its 28-day compressive strength (f'c) before forms or shores may be removed: Pile caps....20%, Walls and beam sides....20%, Columns....40% , Beam bottoms....70%, Floor systems....85%
15. See architectural drawings for concrete finishes. Where finish is not specified, conform to requirements of ACI 301 - "Specifications for Structural Concrete for Buildings."
16. See architectural drawings for door and window openings, drips, washes, reglets, concrete finishes, masonry anchors, and for miscellaneous embedded plates, bolts, anchors, angles, etc.
17. The placement of sleeves, outlet boxes, box-outs, anchors, etc., for the mechanical, electrical and plumbing trades is the responsibility of the trade involved.
18. At sawcutting of existing concrete, including slabs on grade, no overcut at corners is allowed. All corners shall have a core hole of sufficient diameter made prior to cutting at adjacent sides to prevent cut beyond the required dimension.

CONCRETE STRENGTH TABLE		
Intended Use	28 Day Strength, f'c (psi)	Other Requirements & Admixtures
Pile Caps & Grade Beams	8600	
Foundation Walls	5950	
Shear walls	14000 FDN to U/S 35th 12000 35th to U/S 55th 10000 55th to Top	
Slabs on grade	4000	
Columns	12000 FDN to U/S 55th 10000 55th to Top	
Framed slabs and beams [SS]	8600 FDN to U/S 55th 7100 55th to Top	
Fill concrete	4000	
Mud mats	2500	
Foundation lean concrete	2500	

REINFORCING:

1. Detailing of concrete reinforcement and accessories shall be in accordance with ACI 315 - "Manual of Standard Practice for Detailing Reinforced Concrete Structures," latest edition.
2. Reinforcement shall be continuous through all construction joints unless otherwise noted on drawings.
3. Provide and schedule with the shop drawings, all necessary accessories to hold reinforcing securely in position. Minimum requirements shall be: High chairs....4'-0" OC, Slab bolsters....4'-0" OC. Support bars for high chairs shall be #5 min.
4. All continuous reinforcement shall have a minimum lap as required for a Class B splice (AC1 318) unless noted otherwise.
5. WWF shall be provided in flat sheets. All laps in WWF shall be one mesh plus two inches at splices.
6. Concrete protection for reinforcement including WWF shall be provided as follows unless otherwise shown on the drawings:
7. All hooks shown on drawings shall be standard hooks unless noted otherwise.
8. Where continuous bars are called for, they shall run continuously around corners and be lapped at necessary splices, or hooked at discontinuous ends. Lap lengths shall be as given in the splice and development table. Lap beam top bars at mid-span and beam bottom bars at supports, unless otherwise noted.

REINFORCING MATERIAL TABLE			
Reinforcing element	ASTM	Grade, Fy (ksi)	Comments
Reinforcing bars less than #11	A615	60	
Reinforcing bars #11	A615	60	
Welded reinforcing	A 706	60	Reinforcing bars may not be welded without prior approval of the Structural Engineer.
Slab on grade (6x6 - W2.9 x W2.9)	A185	65	
Slab on metal deck (6x6 - W2.1 x W2.1)	A185	65	
Around structural members encased in concrete (4x4 - W1.4 x W1.4), plus (1)-#5 spacer bar each corner	A185	65	
In middle of concrete fill for stairs (2x2 - W1.4 x W1.4)	A185	65	Fibermesh at 1 1/2#/cu. yd. may be substituted for WWF in stairs.

CONCRETE COVER TABLE (UNO)		
Condition		Cover
Surfaces cast against earth		3 inches
Formed surfaces exposed to earth or weather:	#6 bars and larger	2 inches
	#5 bars and smaller	1 1/2 inches
Formed surfaces not exposed to earth or weather. Slabs, walls, joists:	#11 bars and smaller	3/4 inches
	#14 - #18	1 1/2 inches
Formed surfaces not exposed to earth or weather. Beams and columns:		1 1/2 inches
Slabs on grade (from top of slab)		3/4 inches
Slabs on metal deck	Top	3/4 inches
	Bottom	3/4 inches
Slabs on metal deck (Parking Levels or Parking Ramps)	Top	1 1/2 inches
	Bottom	3/4 inches

DRILLED-IN CONCRETE ANCHORS:

1. Mechanical Anchors: Wedge type with current ICBO approval and published in ICC ESR Code Report and conforming to ICC ES AC193. Complete with required nuts, washers, and manufacturer's installation instructions. Size and manufacturer as indicated on drawings. Where anchor manufacturer is not indicated, subject to compliance with requirements and acceptance by Architect, provide one of the following listed in the Post Installed Anchor Table for cracked and un-cracked concrete (unless otherwise noted)
2. Chemical Anchors: Threaded carbon steel or stainless steel rod complete with required nuts, washers, adhesive system and manufacturer's installation instructions. Current ICBO approval and published ICC ESR Code Report required and conforming to ICC ES AC308. Size and manufacturer as indicated on drawings. Where anchor manufacturer is not indicated, subject to compliance with requirements and acceptance by the Architect, provide one of the following listed in the Post Installed Anchor Table for cracked and un-cracked concrete (unless otherwise noted)
3. At locations where post installed anchors are being used in concrete, a survey shall be preformed to locate existing rebar. using ground penetrating radar. Survey results are to be coordinated with shop drawings. Alternatively, anchor rods are to be installed after which a template is to be created for use by the fabricator in the shop drawings. Notify Engineer of record (E.O.R.) if as-installed location varies more than 1/2" from theoretical.
4.

POST INSTALLED ANCHOR MATERIAL TABLE			
Manufacture	Anchor Type	Name	Comments
Hilti	Mechanical	HAD ICC	--
Hilti	Mechanical	HSL-3	--
Hilti	Mechanical	Kwik Bolt TZ	--
Hilti	Mechanical	Kwik Bolt 3	un-cracked concrete only
Power Fasteners	Mechanical	Power-Stud + SD11 Category 1	1/4"Ø - uncracked concrete only, all others acceptable for both cracked and un-cracked concrete
Power Fasteners	Mechanical	Power-Stud + SD2 Category 1	--
Power Fasteners	Mechanical	Wedge-Bolt+ Category1	1/4"Ø - uncracked concrete only, all others acceptable for both cracked and un-cracked concrete
Power Fasteners	Mechanical	Snake+ Category 1	--
Power Fasteners	Mechanical	Vertigo + Category 1	--
Simpson Strong-Tie	Mechanical	Strong-Bolt	--
Simpson Strong-Tie	Mechanical	Titen HD	--
Simpson Strong-Tie	Mechanical	Titen HD Rod Hanger	3/8", 1/2"Ø only for both cracked and un-cracked concrete
ITW Red Head	Mechanical	Trubolt +	3/8", 1/2", 5/8"Ø only
ITW Red Head	Mechanical	Trubolt	1/4", 3/8", 1/2"Ø - uncracked concrete only, all others acceptable for both cracked and un-cracked concrete
Hilti	Chemical	HIT-RE 500 SD	--
Hilti	Chemical	HIT-HY 200 SAFE SET	1 1/4"Ø max. for both cracked and un-cracked concrete. Note: for embedment greater than 15" use HIT-RE 500 SD due to the quick setting time of the 200 SAFE SET.
Power Fasteners	Chemical	AC100+ Gold-Dry, Wet, Water-Filled	un-cracked concrete only
Power Fasteners	Chemical	PE1000+ -Dry, Wet, Water-Filled	3/8", 1", 1 1/4"Ø - acceptable for un-cracked concrete only, all others acceptable for both cracked and un-cracked concrete
Power Fasteners	Chemical	T308+	3/8" - 7/8"Ø - un-cracked concrete only, none acceptable for cracked concrete
Simpson Strong-Tie	Chemical	SET-XP	--
ITW Red Head	Chemical	EPCON G5	un-cracked concrete only

Symbol Legend

Symbol	Description
PX	INDICATES PILE CAP GROUP, SEE DETAIL ON FO-201
SPX	INDICATES SPECIAL PILE CAP GROUP, SEE DETAILS ON FO-202 & FO-203
GBX	INDICATES GRADE BEAM. SEE GRADE BEAM SCHEDULE ON FO-206
<X'-X">	INDICATES TOP OF FOUNDATION WALL
[X'-X"]	INDICATES BOTTOM OF FOUNDATION WALL
(X'-X")	INDICATES TOP OF PILE CAP ELEVATION. LOCATE 1'-0" BELOW TOP OF SLAB UNO
CX	INDICATES PILE TYPE, SEE DETAIL ON FO-200
(T)	INDICATES PILES IN TENSION, SEE DETAIL ON FO-200
(E)	INDICATES EXISTING
(X)	INDICATES COLUMN NUMBER
(P1)	INDICATES 12x24 CONCRETE POST REINFORCED WITH (4)#9 VERT & #3@12" HORIZ TIES
▲(X) (X)▼	INDICATES COLUMN/POST UP AND COLUMN/POST DOWN RESPECTIVELY
	INDICATES ADDITIONAL TOP REINFORCING, SEE TYPICAL CONCRETE DETAILS FOR LENGTHS
(X)#X (X)#X	INDICATES ADDITIONAL BOTTOM REINFORCING, SEE TYPICAL CONCRETE DETAILS FOR LENGTHS
	INDICATES ADDITIONAL MID DEPTH REINFORCING WITH TERMINATOR
(X)#X**	INDICATES EPOXY COATED REINFORCEMENT
	DOUBLE ARROW INDICATES REINFORCEMENT SIZE AND SPACING IS CONTINUOUS UNTIL A NEW SIZE AND SPACING OF REBAR IS SHOWN
SR1	INDICATES STUD RAIL MARK
	INDICATES 130 WILLIAMS STREET SITE PROPERTY LINE
	INDICATES EDGE OF SUBWAY/ TUBE
	INDICATES CURB
	INDICATES TA INFLUENCE LINE
×	INDICATES TOP OF SIDEWALK ELEVATION

ABBREVIATIONS LIST

(E)or EXIST	Existing
(S)	Salvaged
/	Per
@	At
AB	Anchor Bolt
ADD'L	Additional
AESS	Architectural Exposed Structural Steel
ALT	Alternate
ALUM	Aluminum
ANCH	Anchor
APPROX	Approximate
ARCH	Archiectural
BF	Braced Frame
BL	Brick Ledge
BLDG	Building
BM	Beam
BO	Bottom of
BOS	Bottom of Steel
BOT or B	Bottom
BRDG	Bridging
BRG	Bearing
BTWN	Between
C	Channel
CANT	Cantilever
CF	Cold Formed
CFSF	Cold Formed Steel Fabricator
CIP	Cast-In-Place
CJ	Control Joint
CJP	Complete Joint Penetration
CL	Centerline
CLG	Ceiling
CLR	Clear
CMU	Concrete Masonry Unit
COL	Column
CONC	Concrete
CONN(S)	Connection(s)
CONST	Construction
CONT	Continue or Continuous
COORD	Coordinate
CSJ	Construction Joint
CTR(D)	Center(ed)
DB	Bar Diameter
DBA	Deformed Bar Anchor
DBL	Double
DIA or Ø	Diameter
DIAG	Diagonal
DIM	Dimension
DL	Dead Load
DN	Down
DO	Ditto
DTL(S)	Detail(s)
DWG(S)	Drawing(s)
DWL(S)	Dowel(s)
E-W	East-West
EA	Each
EC	Epoxy Coated
EE	Each End
EF	Each Face
EJ	Expansion Joint
EL	Elevation
ELEV	Elevator
EMBED	Embedded
ENGR	Engineer
EOR	Engineer-of-Record
EOS	Edge of Slab
EQ	Equal
EQ SP	Equally Spaced
EQUIP	Equipment
EQUIV	Equivalent
ES	Each Side
EW	Each Way
EXP	Expansion
EXP ANC	Expansion Anchor

ABBREVIATIONS LIST

EXT	Exterior
FA	Face
FAB	Fabricate
FD	Floor Drain
FDN	Foundation
FF	Finished Floor
FIN	Finish(ed)
FLG	Flange
FLR	Floor
FO	Face Of
FP	Full Penetration Or Fire Proofing Or Fire Proofing
FS	Far Side
FT	Foot or Feet
FTG	Footing
GA	Gage or Gauge
GALV	Galvanized
GB	Grade Beam
GEN	General
GR	Grade or Grind
HAS or HDAS	Headed Anchor Stud
HDAR	Headed Anchor Rod
HDG	Hot Dipped Galvanized
HGR	Hanger
HK	Hook
HORZ	Horizontal
HP	High Point
HSS	Hollow Structural Shape
HT	Height
HVAC	Heating-Ventilating and A/C
ID	Inside Diameter
IF	Inside Face
IN	Inch
INT	Interior
JT	Joint
K	Kip
KSF	Kip Per Square Foot
KSI	Kip Per Square Inch
L or LG	Length
LB(S)	Pound(s)
LCE	Compression Embedment
LCS	Compression Lap Splice
LDH	Hook Development Length
LL	Live Load
LLBB	Long Leg Back to Back
LLH	Long Leg Horizontal
LLV	Long Leg Vertical
LOC(S)	Location(s) or Locate
LONG	Longitudinal
LP	Low Point
LT	Light
LTE	Tension Embedment
LTS	Tension Lap Splice Length
LWC	Light Weight Concrete
MAS	Masonry
MATL	Material
MAX	Maximum
MC	Moment Connection
MECH	Mechanical
MEP	Mech/Elect/Plumb
MEZZ	Mezzanine
MFR	Manufacturer
MIN	Minimum
MISC	Miscellaneous
MLS	Masonry Lap Splice
MTL	Metal
N	North
N-S	North-South
NFP	Fireproofing Not Required
NIC	Not in Contract
NO or #	Number
NOM	Nominal
NS	Non-Shrink or Near Side

ABBREVIATIONS LIST

NTS	Not To Scale
NWC	Normal Weight Concrete
OC	On Center
OD	Outside Diameter
OF	Outside Face
OH	Opposite Hand
OPNG(S)	Opening(s)
OPP	Opposite
OVS	Oversized
OWS	One Way Slab
PAF	Power Actuated Fastener
PC	Precast
PEN	Penetration
PERP	Perpendicular
PL	Plate (Steel)
PLF	Pounds Per Lineal Foot
PREFAB	Prefabricated
PRELIM	Preliminary
PS	Prestressed
PSF	Pounds Per Square Foot
PSI	Pounds Per Square Inch
PT	Point or Post-Tension or Pretensioned
QTY	Quantity
RAD or R	Radius
RE: of REF	Refer to (Reference)
REINF	Reinforce(ing)(d)(ment)
REQD	Required
REQT(S)	Requirement(s)
RET	Return
REV	Revision
RTC	Roof Top Unit
S	South
SB	Strap Beam
SC	Slip Critical
SCHED	Schedule
SECT	Section
SHT	Sheet
SIM	Similar
SLBB	Short Leg Back to Back
SLH	Short Leg Horizontal
SLV	Short Leg Vertical
SOG	Slab on Grade
SP	Space(s)
SP @	Space at
SPECS	Specifications
SPRT	Support
SQ	Square
SS	Stainless Steel
STD	Standard
STIFF	Stiffener
STIR	Stirrup
STL	Steel
STR	Structural
SW	Shearwall
SYM	Symmetrical
T	Top
T&B	Top & Bottom
THK	Thick or Thickness
TL	Total Load
TO	Top of
TOC	Top of Concrete
TOS	Top of Steel
TOW	Top of Wall
TRANS	Transverse
TWS	Two Way Slab
TYP	Typical
ULT	Ultimate
UNO	Unless Noted Otherwise
VERT	Vertical
VIF	Verify in Field
W/	With
W/O	Without
WF	Wide Flange
WP	Working Point or Waterproofing
WT	Wide Flange Tee Section
WWR	Welded Wire Reinforcement
WxH	Width x Height

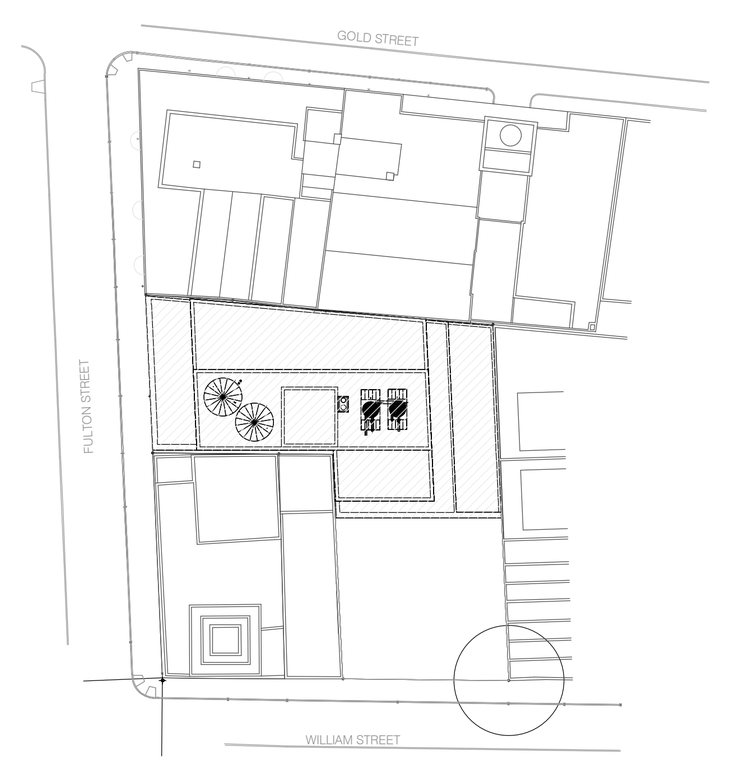

KEY PLAN

NOTES:

Number:	Date:	Revision:
17	10/27/2017	ISSUED TO DOB
16	09/22/2017	ISSUED TO DOB
15	09/06/2017	ISSUED TO TA
14	08/29/2017	ISSUED TO DOB REV 2
13	08/03/2017	ISSUED TO DOB REV 1
12	06/14/2017	100% CD
11	03/31/2017	95% CD
10	01/20/2017	80% CD
9	01/06/2017	HUB SUBMISSION
8	11/11/2016	CORE AND SHELL BUY SET
7	10/19/2016	MTA APPROVAL
6	10/07/2016	CORE AND SHELL BID SET
5	09/09/2016	MTA APPROVAL
4	07/28/2016	FOUNDATION BID SET
3	07/06/2016	ISSUED TO DOB
2	06/24/2016	MTA APPROVAL
1	06/20/2016	100% DD SUBMISSION

Project:
130 WILLIAM STREET
130 WILLIAM STREET
NEW YORK, NY 10038

Client:
THE LIGHTSTONE GROUP
130 WILLIAM STREET PROPERTY OWNER LLC
460 PARK AVE, 13TH FLOOR
NEW YORK, NY 10022
(212) 616-9971

Architect:
HILL | WEST ARCHITECTS
11 BROADWAY
17TH FLOOR
NEW YORK, NY 10004
T. 212 213 8007

Creative Director
Adjaye Associates
415 Broadway, 3rd Fl.
New York, NY 10013
(212) 965-8477

Building Structures:
McNamara Salvia
62 West 45th Street, 11th Fl.
New York, NY 10036
(212) 246-9800

MEP Engineer:
Ventrop ECG, LLC
365 W 34th Street, 3rd Fl.
New York, NY 10001
(212) 244-5060

Exterior Facade Consultant:
Gilsanz Murray Steficek, LLP
129 West 27th Street, 5th Fl.
New York, NY 10001
(212) 254-0030

Landscape Architect:
Weintraub Diaz, LLC
19 New Street
Nyack, NY 10960
(845) 353-2500

Civil Engineer & Acoustic Consultant:
AKRF Engineering PC
440 Park Avenue South, 7th Fl.
New York, NY 10016
(646) 388-9829

IT & Security Consultant:
Anj Communications
133 Sunny Ridge Road
Harrison, New York 10528
(914) 967-1967

Pool Consultant:
Integrated Aquatics Engineering, Inc.
75 Shewell Ave
Doylestown, PA 18901
(215) 230-8623

Elevator Consultant:
Jenkins and Huntington
1251 Avenue of the Americas
New York, NY 10020
(212)-696-1818

DOB STAMPS & SIGNATURES:

Clara Gomez
Buildings
APPROVED
Under Directive 2 of 1975
Date: 11/06/2017:
NYC Development Hub

DWG TITLE:
GENERAL NOTES

NB#121192903

SEAL & SIGNATURE:

DATE: 03/31/2017
PROJECT #: 16118.00
SCALE: As indicated

S-001.00
DWG NO.

DEPT OF BLDGS 421309825 Job Number
E350070130555 Scan Code

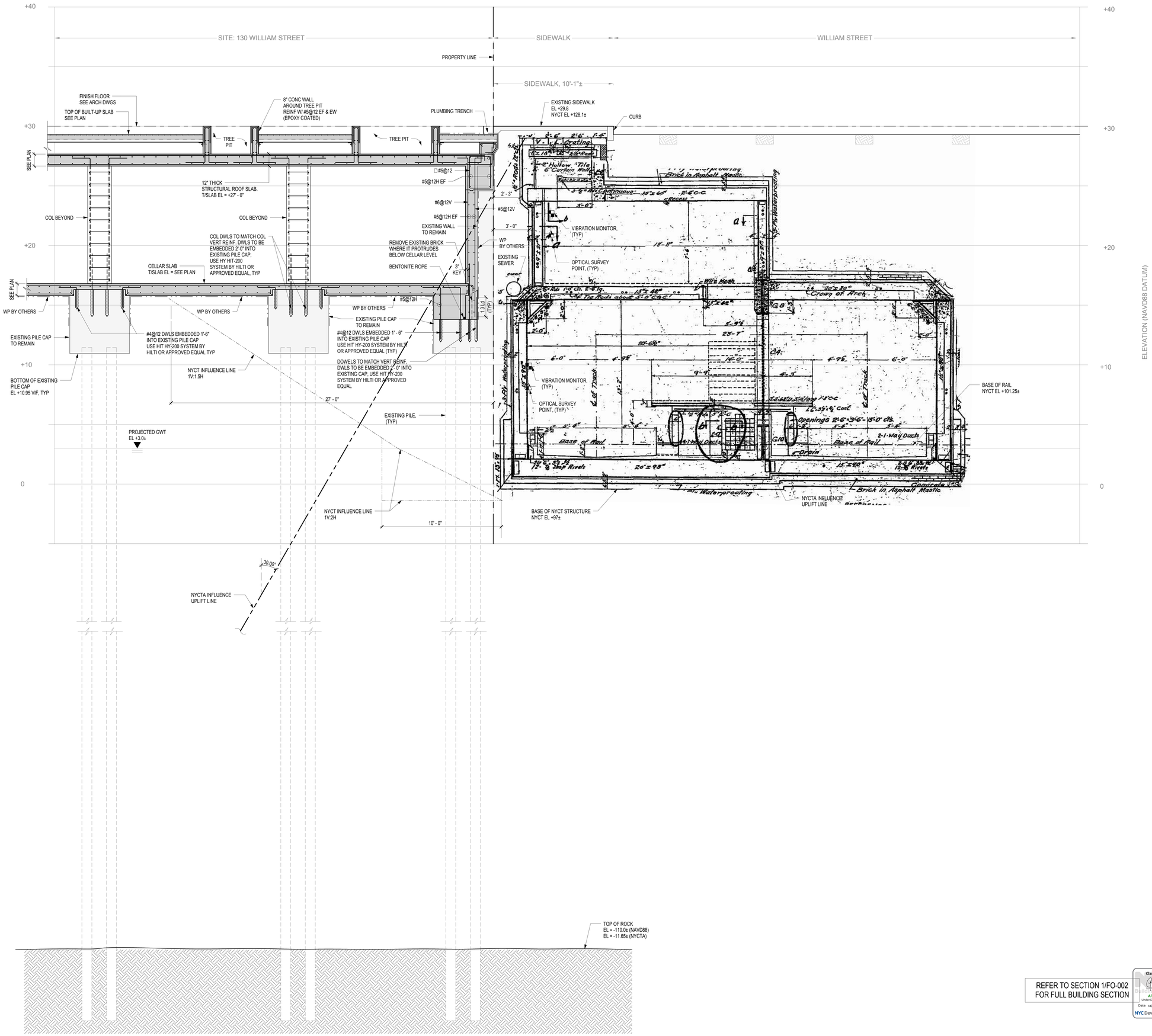

REFER TO SECTION 1/FO-002
FOR FULL BUILDING SECTION

1 SECTION
SCALE: 3/8" = 1'-0"

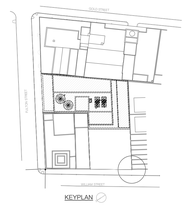

KEY PLAN

NOTES:

Number:	Date:	Revision:
16	09/22/2017	ISSUED TO DOB
15	09/06/2017	ISSUED TO TA
14	08/21/2017	ASI-008
13	08/03/2017	ISSUED TO DOB REV 1
12	06/14/2017	100% CD
11	03/31/2017	95% CD
10	01/20/2017	80% CD
9	01/06/2017	HUB SUBMISSION
8	11/11/2016	CORE AND SHELL BUY SET
7	10/19/2016	MTA APPROVAL
6	10/07/2016	CORE AND SHELL BID SET
5	09/09/2016	MTA APPROVAL
4	01/28/2016	FOUNDATION BID SET
3	01/06/2016	ISSUED TO DOB
2	06/24/2016	MTA APPROVAL
1	06/20/2016	100% DD SUBMISSION

Project:
130 WILLIAM STREET
130 WILLIAM STREET
NEW YORK, NY 10038

Client:
THE LIGHTSTONE GROUP
130 WILLIAM STREET PROPERTY OWNER LLC
460 PARK AVE, 13TH FLOOR
NEW YORK, NY 10022
(212) 616-9971

Architect:
HILL | WEST ARCHITECTS
11 BROADWAY
17TH FLOOR
NEW YORK, NY 10004
T. 212 213 8007

Creative Director
Adjaye Associates
415 Broadway, 3rd Fl.
New York, NY 10013
(212) 965-8477

Building Structures:
McNamara Salvia
62 West 45th Street, 11th Fl.
New York, NY 10036
(212) 246-9800

MEP Engineer:
Ventrop ECG, LLC
365 W 34th Street, 3rd Fl.
New York, NY 10001
(212) 244-5060

Exterior Facade Consultant:
Gilsanz Murray Steficek, LLP
129 West 27th Street, 5th Fl.
New York, NY 10001
(212) 254-0030

Landscape Architect:
Weintraub Diaz, LLC
19 New Street
Nyack, NY 10960
(845) 353-2500

Civil Engineer & Acoustic Consultant:
AKRF Engineering PC
440 Park Avenue South, 7th Fl.
New York, NY 10016
(646) 388-9829

IT & Security Consultant:
Anj Communications
133 Sunny Ridge Road
Harrison, New York 10528
(914) 967-1967

Pool Consultant:
Integrated Aquatics Engineering, Inc.
75 Shewell Ave
Doylestown, PA 18901
(215) 230-8623

Elevator Consultant:
Jenkins and Huntington
1251 Avenue of the Americas
New York, NY 10020
(212-)696-1818

DOB STAMPS & SIGNATURES:

STATE OF NEW YORK
MARY A. SULLIVAN
LICENSED
PROFESSIONAL ENGINEER
093540

Clara Gomez
APPROVED
Under Directive 1 of 1975
Date: 11/06/2017
NYC Development Hub

DWG TITLE:
FOUNDATION SECTIONS

NB#121192903

SEAL & SIGNATURE:

DATE:	03/31/2017
PROJECT #:	16118.00
SCALE:	3/8" = 1'-0"
DWG NO.	FO-300.00

DEPT OF BLDGS 121192903 Job Number
B1620MLW001 Scan Code

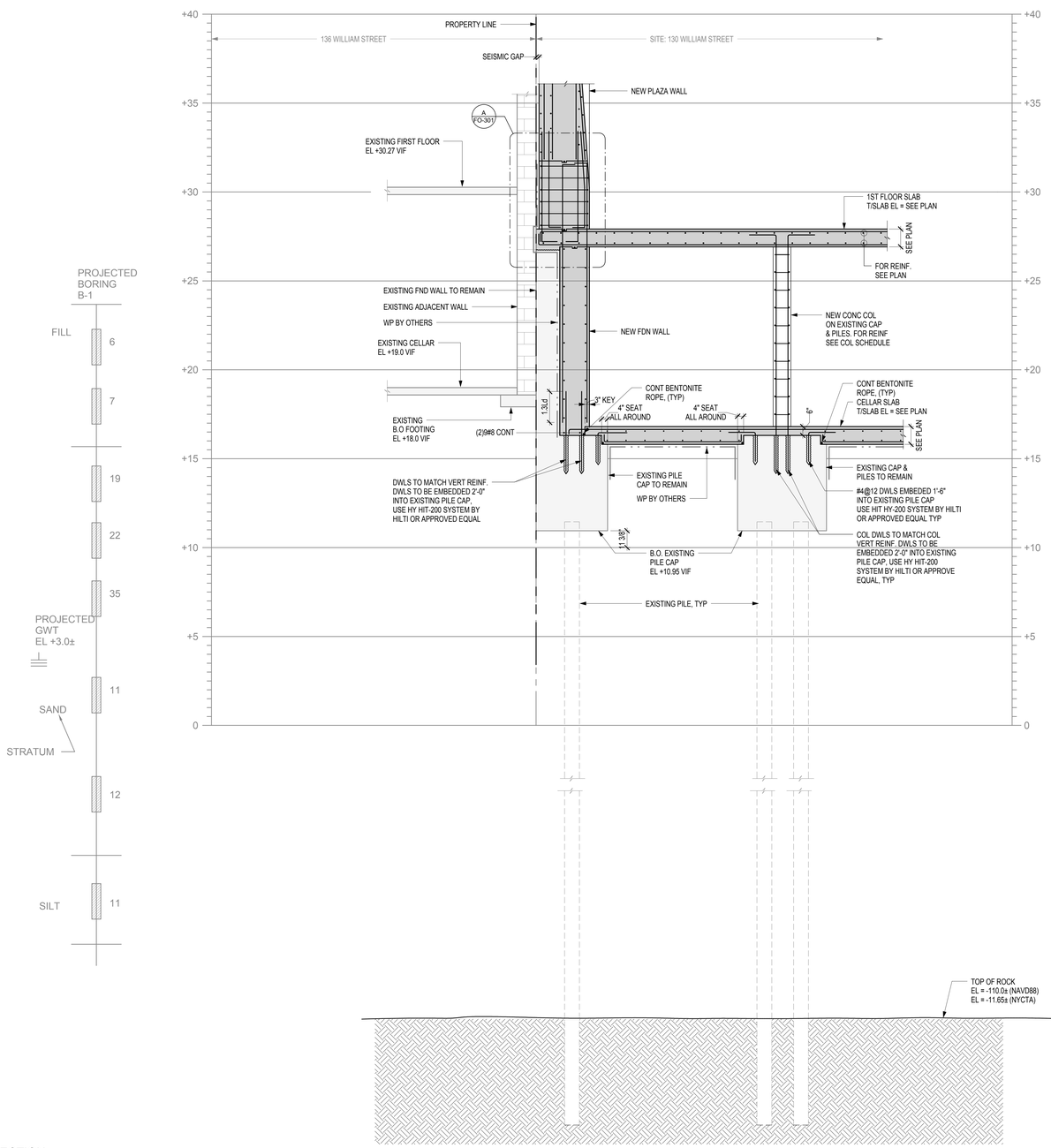

2 SECTION

SCALE: 3/8" = 1'-0"

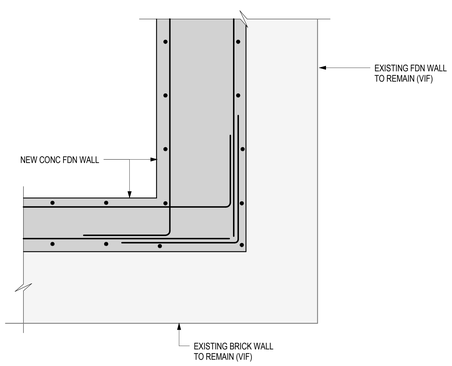

DETAIL - B

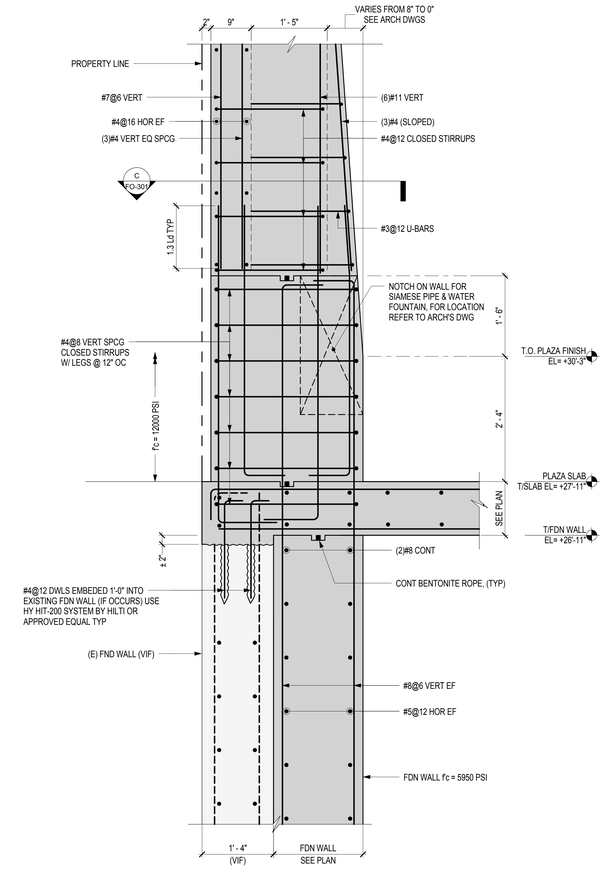

DETAIL - A

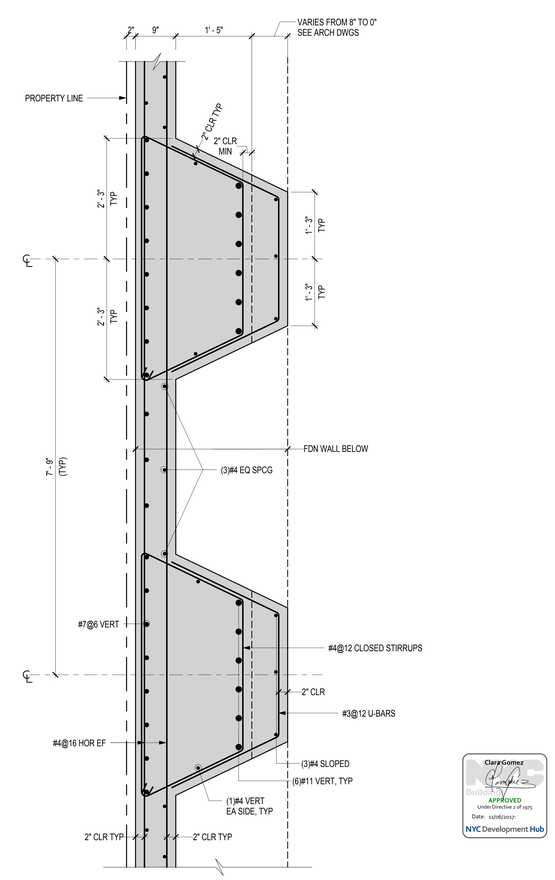

DETAIL C

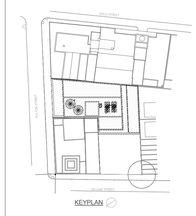

KEY PLAN

NOTES:

Number:	Date:	Revision:
16	09/22/2017	ISSUED TO DOB
15	09/06/2017	ISSUED TO TA
14	08/21/2017	ASI-008
13	08/03/2017	ISSUED TO DOB REV 1
12	06/14/2017	100% CD
11	03/31/2017	95% CD
10	01/20/2017	80% CD
9	01/06/2017	HUB SUBMISSION
8	11/11/2016	CORE AND SHELL BUY SET
7	10/19/2016	MTA APPROVAL
6	10/07/2016	CORE AND SHELL BID SET
5	09/09/2016	MTA APPROVAL
4	01/28/2016	FOUNDATION BID SET
3	01/06/2016	ISSUED TO DOB
2	06/24/2016	MTA APPROVAL
1	06/20/2016	100% DD SUBMISSION

Project:
130 WILLIAM STREET
130 WILLIAM STREET
NEW YORK, NY 10038

Client:
THE LIGHTSTONE GROUP
130 WILLIAM STREET PROPERTY OWNER LLC
460 PARK AVE. 13TH FLOOR
NEW YORK, NY 10022
(212) 616-9971

Architect:
HILL | WEST ARCHITECTS
11 BROADWAY
17TH FLOOR
NEW YORK, NY 10004
T. 212 213 8007

Creative Director
Adjaye Associates
415 Broadway, 3rd Fl.
New York, NY 10013
(212) 965-8477

Building Structures:
McNamara Salvia
62 West 45th Street, 11th Fl.
New York, NY 10036
(212) 246-9800

MEP Engineer:
Ventrop ECG, LLC
365 W 34th Street, 3rd Fl.
New York, NY 10001
(212) 244-5060

Exterior Facade Consultant:
Gilsanz Murray Steficek, LLP
129 West 27th Street, 5th Fl.
New York, NY 10001
(212) 254-0030

Landscape Architect:
Weintraub Diaz, LLC
19 New Street
Nyack, NY 10960
(845) 353-2500

Civil Engineer & Acoustic Consultant:
AKRF Engineering PC
440 Park Avenue South, 7th Fl.
New York, NY 10016
(646) 388-9829

IT & Security Consultant:
Anj Communications
133 Sunny Ridge Road
Harrison, New York 10528
(914) 967-1967

Pool Consultant:
Integrated Aquatics Engineering, Inc.
75 Shewell Ave
Doylestown, PA 18901
(215) 230-8623

Elevator Consultant:
Jenkins and Huntington
1251 Avenue of the Americas
New York, NY 10020
(212)-696-1818

DOB STAMPS & SIGNATURES:

DWG TITLE:
FOUNDATION SECTIONS

NB#121192903

SEAL & SIGNATURE:

DATE:	03/31/2017
PROJECT #:	16118.00
SCALE:	As indicated
DWG NO.	FO-301.00

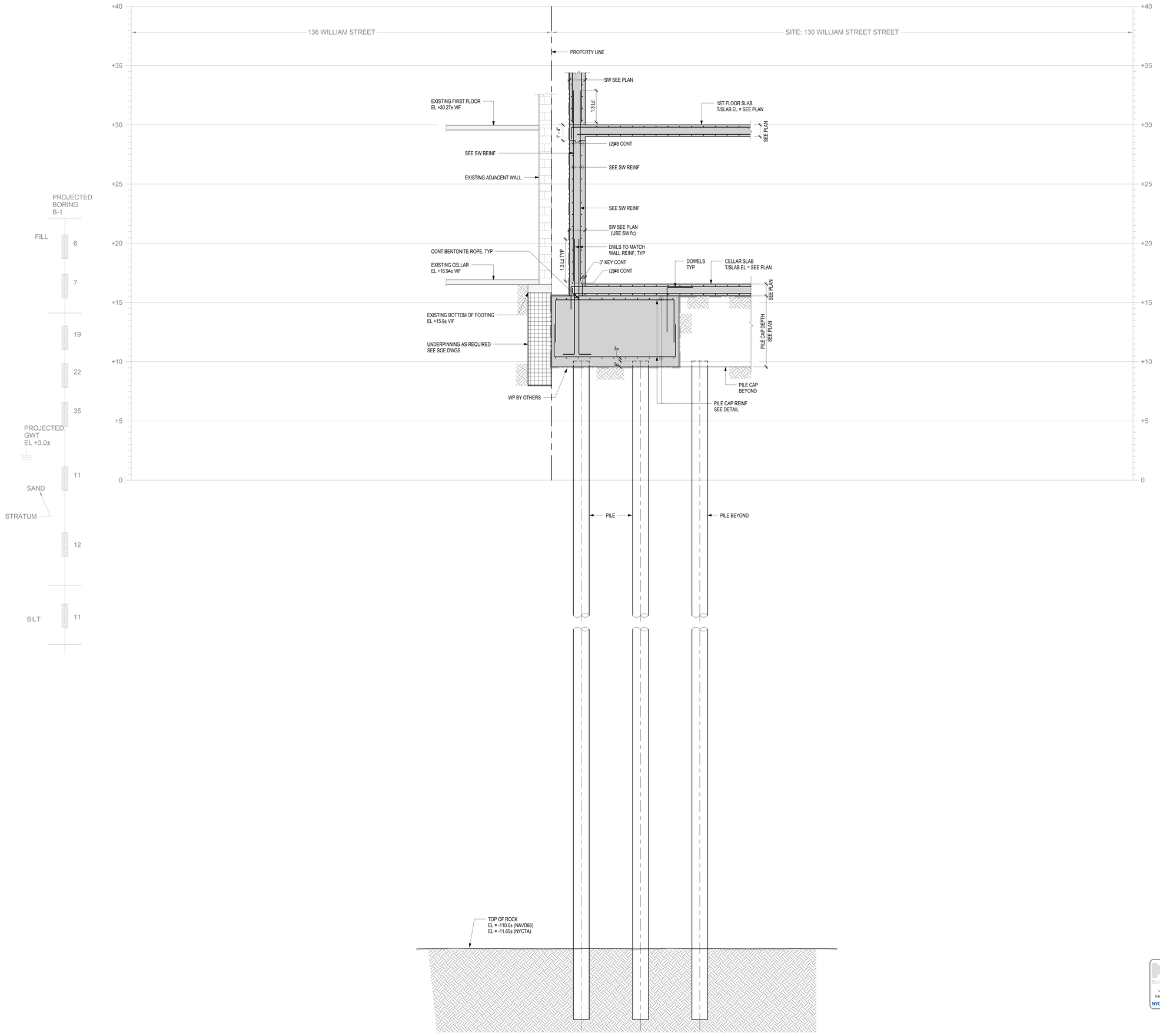

3 SECTION
SCALE: 3/8" = 1'-0"

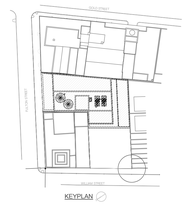

KEY PLAN

NOTES:

Number:	Date:	Revision:
16	09/22/2017	ISSUED TO DOB
15	09/06/2017	ISSUED TO TA
14	08/21/2017	ASI-008
13	08/03/2017	ISSUED TO DOB REV 1
12	06/14/2017	100% CD
11	03/31/2017	95% CD
10	01/20/2017	80% CD
9	01/06/2017	HUB SUBMISSION
8	11/11/2016	CORE AND SHELL BUY SET
7	10/19/2016	MTA APPROVAL
6	10/07/2016	CORE AND SHELL BID SET
5	09/09/2016	MTA APPROVAL
4	07/28/2016	FOUNDATION BID SET
3	07/06/2016	ISSUED TO DOB
2	06/24/2016	MTA APPROVAL
1	06/20/2016	100% DD SUBMISSION

Project:
130 WILLIAM STREET
130 WILLIAM STREET
NEW YORK, NY 10038

Client:
THE LIGHTSTONE GROUP
130 WILLIAM STREET PROPERTY OWNER LLC
460 PARK AVE, 13TH FLOOR
NEW YORK, NY 10022
(212) 616-9971

Architect:
HILL | WEST
ARCHITECTS
11 BROADWAY
17TH FLOOR
NEW YORK, NY 10004
T. 212 213 8007

Creative Director
Adjaye Associates
415 Broadway, 3rd Fl.
New York, NY 10013
(212) 965-8477

Building Structures:
McNamara Salvia
62 West 45th Street, 11th Fl.
New York, NY 10036
(212) 246-9800

MEP Engineer:
Ventrop ECG, LLC
365 W 34th Street, 3rd Fl.
New York, NY 10001
(212) 244-5060

Exterior Facade Consultant:
Gilsanz Murray Steficek, LLP
129 West 27th Street, 5th Fl.
New York, NY 10001
(212) 254-0030

Landscape Architect:
Weintraub Diaz, LLC
19 New Street
Nyack, NY 10960
(845) 353-2500

Civil Engineer & Acoustic Consultant:
AKRF Engineering PC
440 Park Avenue South, 7th Fl.
New York, NY 10016
(646) 388-9829

IT & Security Consultant:
Anj Communications
133 Sunny Ridge Road
Harrison, New York 10528
(914) 967-1967

Pool Consultant:
Integrated Aquatics Engineering, Inc.
75 Shewell Ave
Doylestown, PA 18901
(215) 230-8623

Elevator Consultant:
Jenkins and Huntington
1251 Avenue of the Americas
New York, NY 10020
(212)-696-1818

DOB STAMPS & SIGNATURES:

DWG TITLE:
FOUNDATION SECTIONS

NB#121192903

SEAL & SIGNATURE:

DATE:	03/31/2017
PROJECT #:	16118.00
SCALE:	3/8" = 1'-0"
DWG NO.	FO-302.00

DEPT OF BLDGS 421430925 Job Number
B2000713850DD Scan Code

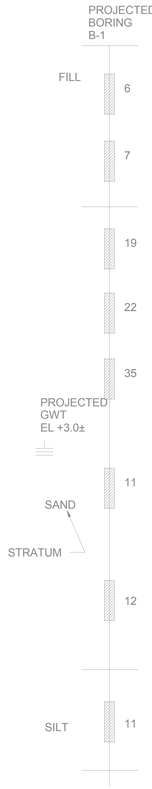

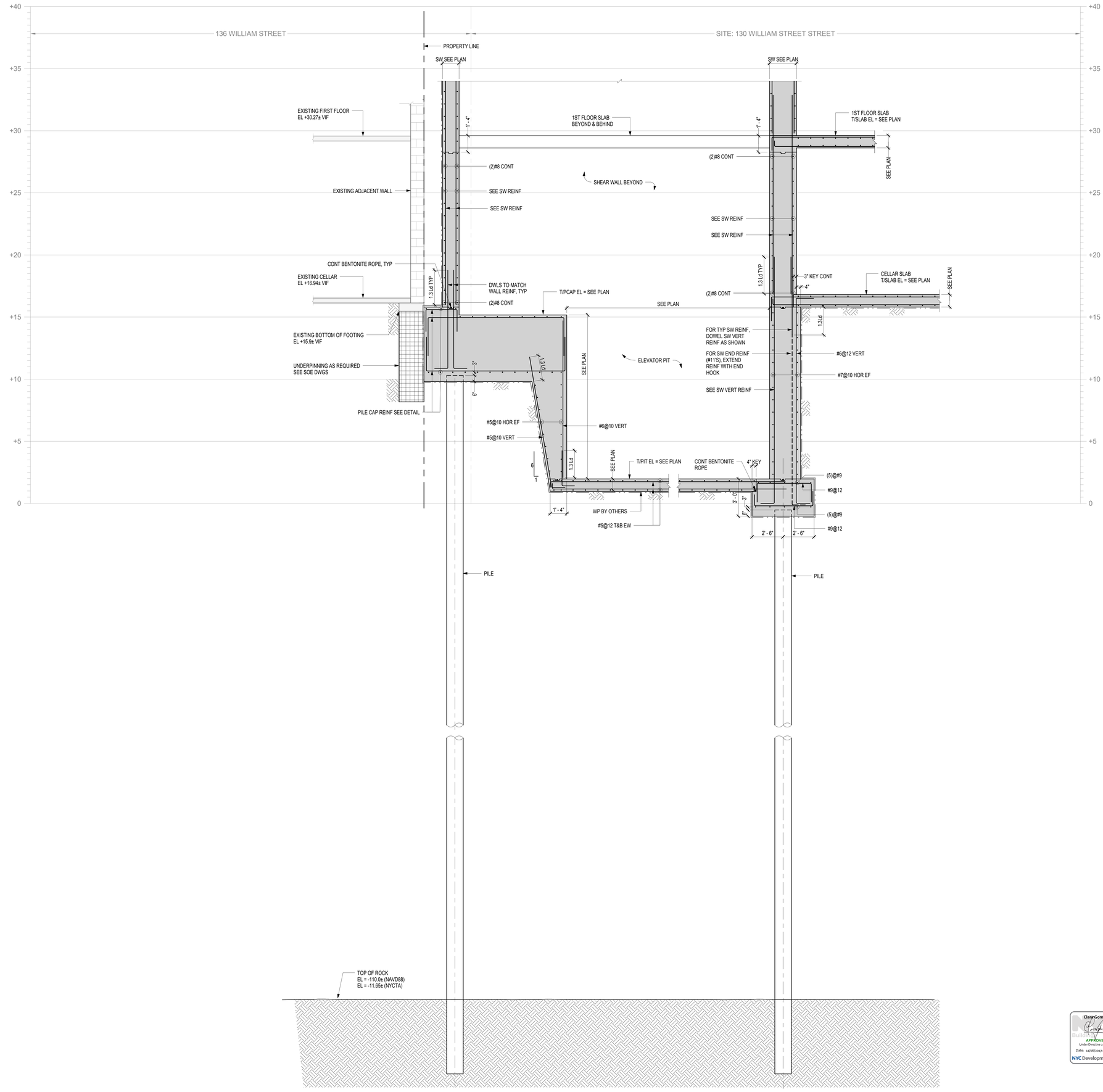

4 SECTION
SCALE: 3/8" = 1'-0"

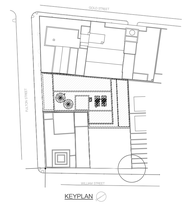

KEY PLAN

NOTES:

Number:	Date:	Revision:
16	09/22/2017	ISSUED TO DOB
15	09/06/2017	ISSUED TO TA
14	08/21/2017	ASI-008
13	08/03/2017	ISSUED TO DOB REV 1
12	06/14/2017	100% CD
11	03/31/2017	95% CD
10	01/20/2017	80% CD
9	01/06/2017	HUB SUBMISSION
8	11/11/2016	CORE AND SHELL BUY SET
7	10/19/2016	MTA APPROVAL
6	10/07/2016	CORE AND SHELL BID SET
5	09/09/2016	MTA APPROVAL
4	01/28/2016	FOUNDATION BID SET
3	01/06/2016	ISSUED TO DOB
2	06/24/2016	MTA APPROVAL
1	06/20/2016	100% DD SUBMISSION

Project:
130 WILLIAM STREET
130 WILLIAM STREET
NEW YORK, NY 10038

Client:
THE LIGHTSTONE GROUP
130 WILLIAM STREET PROPERTY OWNER LLC
460 PARK AVE, 13TH FLOOR
NEW YORK, NY 10022
(212) 616-9971

Architect:
HILL | WEST ARCHITECTS
11 BROADWAY
17TH FLOOR
NEW YORK, NY 10004
T. 212 213 8007

Creative Director
Adjaye Associates
415 Broadway, 3rd Fl.
New York, NY 10013
(212) 965-8477

Building Structures:
McNamara Salvia
62 West 45th Street, 11th Fl.
New York, NY 10036
(212) 246-9800

MEP Engineer:
Ventrop ECG, LLC
365 W 34th Street, 3rd Fl.
New York, NY 10001
(212) 244-5060

Exterior Facade Consultant:
Gilsanz Murray Steficek, LLP
129 West 27th Street, 5th Fl.
New York, NY 10001
(212) 254-0030

Landscape Architect:
Weintraub Diaz, LLC
19 New Street
Nyack, NY 10960
(845) 353-2500

Civil Engineer & Acoustic Consultant:
AKRF Engineering PC
440 Park Avenue South, 7th Fl.
New York, NY 10016
(646) 388-9829

IT & Security Consultant:
Anj Communications
133 Sunny Ridge Road
Harrison, New York 10528
(914) 967-1967

Pool Consultant:
Integrated Aquatics Engineering, Inc.
75 Shewell Ave
Doylestown, PA 18901
(215) 230-8623

Elevator Consultant:
Jenkins and Huntington
1251 Avenue of the Americas
New York, NY 10020
(212)-696-1818

DOB STAMPS & SIGNATURES:

DWG TITLE:
FOUNDATION SECTIONS

NB#121192903

SEAL & SIGNATURE:

DATE:	03/31/2017
PROJECT #:	16118.00
SCALE:	3/8" = 1'-0"
DWG NO.	FO-303.00

DEPT OF BLDGS 121192903 Job Number
E-DJ2997243DBS Scan Code

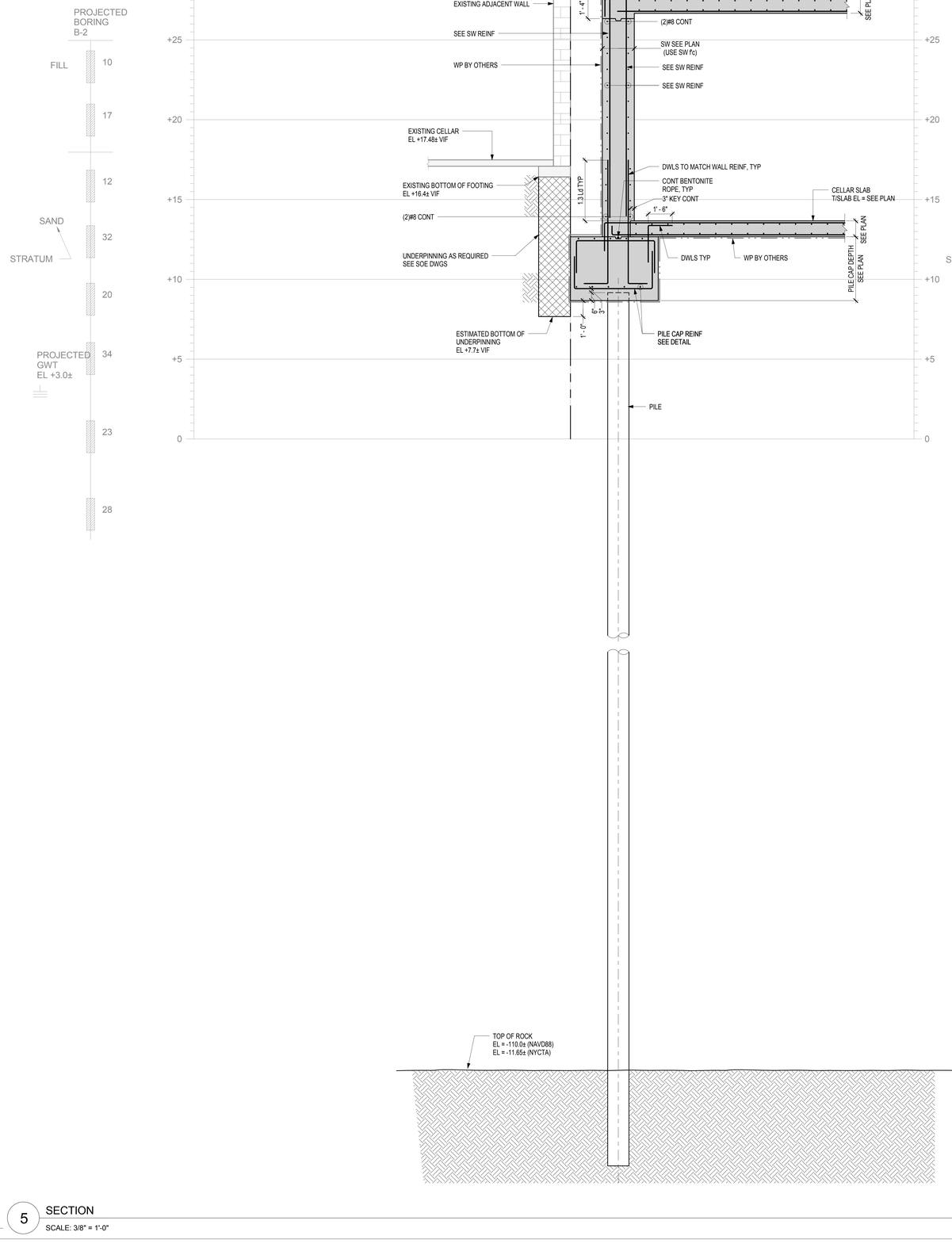

5 SECTION
SCALE: 3/8" = 1'-0"

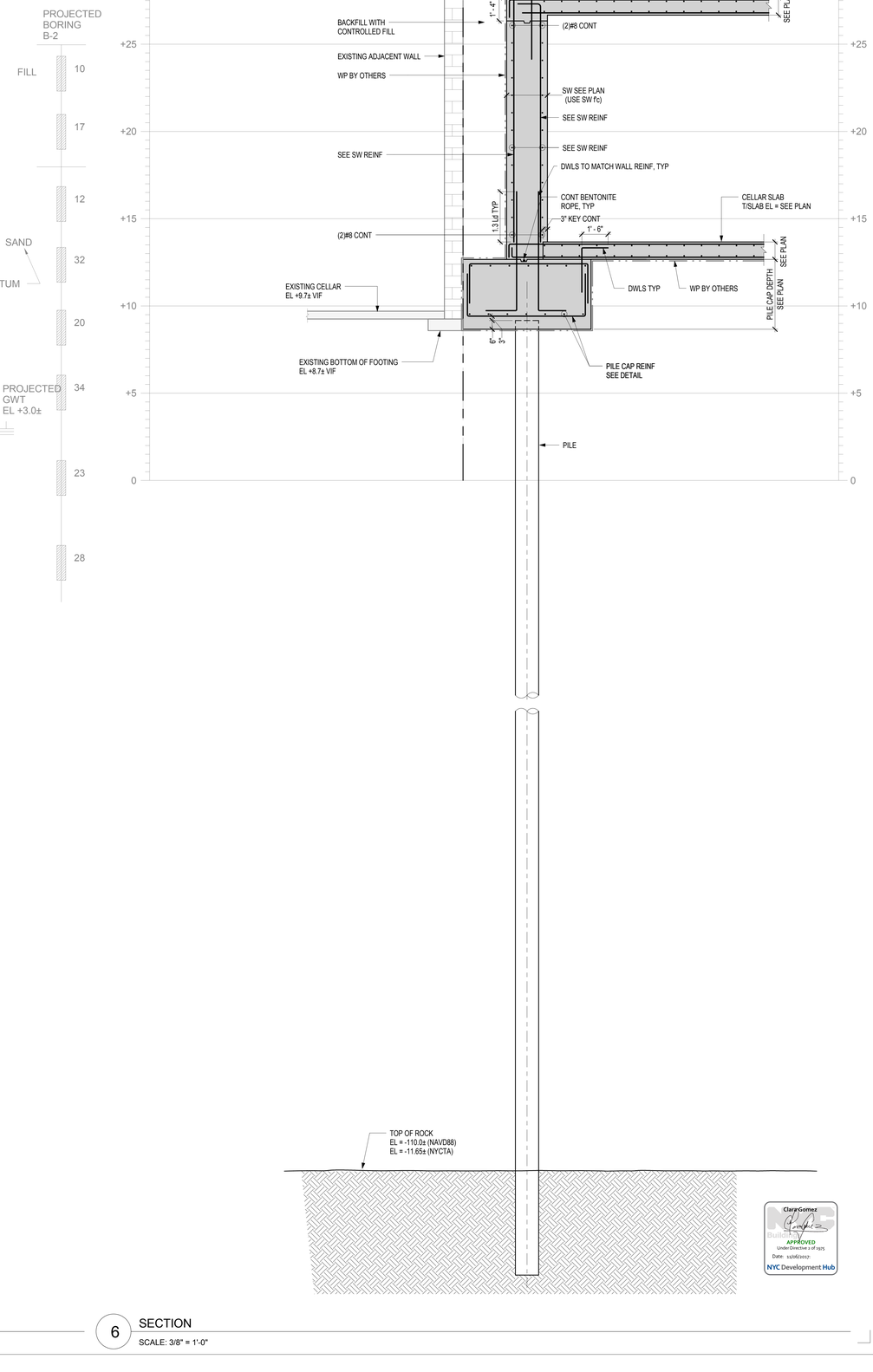

6 SECTION
SCALE: 3/8" = 1'-0"

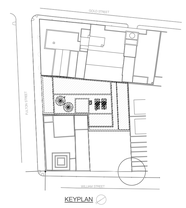

KEY PLAN

NOTES:

15	09/22/2017	ISSUED TO DOB
14	09/06/2017	ISSUED TO TA
13	08/03/2017	ISSUED TO DOB REV 1
12	06/14/2017	100% CD
11	03/31/2017	95% CD
10	01/20/2017	80% CD
9	01/06/2017	HUB SUBMISSION
8	11/11/2016	CORE AND SHELL BUY SET
7	10/19/2016	MTA APPROVAL
6	10/07/2016	CORE AND SHELL BID SET
5	09/09/2016	MTA APPROVAL
4	01/28/2016	FOUNDATION BID SET
3	01/06/2016	ISSUED TO DOB
2	06/24/2016	MTA APPROVAL
1	06/20/2016	100% DD SUBMISSION

Number: Date: Revision:

Project:
130 WILLIAM STREET
130 WILLIAM STREET
NEW YORK, NY 10038

Client:
THE LIGHTSTONE GROUP
130 WILLIAM STREET PROPERTY OWNER LLC
460 PARK AVE, 13TH FLOOR
NEW YORK, NY 10022
(212) 616-9971

Architect:
HILL | WEST ARCHITECTS
11 BROADWAY
17TH FLOOR
NEW YORK, NY 10004
T. 212 213 8007

Creative Director
Adjaye Associates
415 Broadway, 3rd Fl.
New York, NY 10013
(212) 965-8477

Building Structures:
McNamara Salvia
62 West 45th Street, 11th Fl.
New York, NY 10036
(212) 246-9800

MEP Engineer:
Ventrop ECG, LLC
365 W 34th Street, 3rd Fl.
New York, NY 10001
(212) 244-5060

Exterior Facade Consultant:
Gilsanz Murray Steficek, LLP
129 West 27th Street, 6th Fl.
New York, NY 10001
(212) 254-0030

Landscape Architect:
Weintraub Diaz, LLC
19 New Street
Nyack, NY 10960
(845) 353-2500

Civil Engineer & Acoustic Consultant:
AKRF Engineering PC
440 Park Avenue South, 7th Fl.
New York, NY 10016
(646) 388-9829

IT & Security Consultant:
Anj Communications
133 Sunny Ridge Road
Harrison, New York 10528
(914) 967-1967

Pool Consultant:
Integrated Aquatics Engineering, Inc.
75 Shewell Ave
Doylestown, PA 18901
(215) 230-8623

Elevator Consultant:
Jenkins and Huntington
1251 Avenue of the Americas
New York, NY 10020
(212)-696-1818

DOB STAMPS & SIGNATURES:

STATE OF NEW YORK · MATTHEW A. SULLIVAN · 092540 · LICENSED PROFESSIONAL ENGINEER

DWG TITLE:
FOUNDATION SECTIONS

NB#121192903

SEAL & SIGNATURE:

Clara Gomez
APPROVED
Under Directive 2 of 1975
Date: 11/06/2017
NYC Development Hub

DATE:	03/31/2017
PROJECT #:	16118.00
SCALE:	3/8" = 1'-0"
DWG NO.	FO-304.00

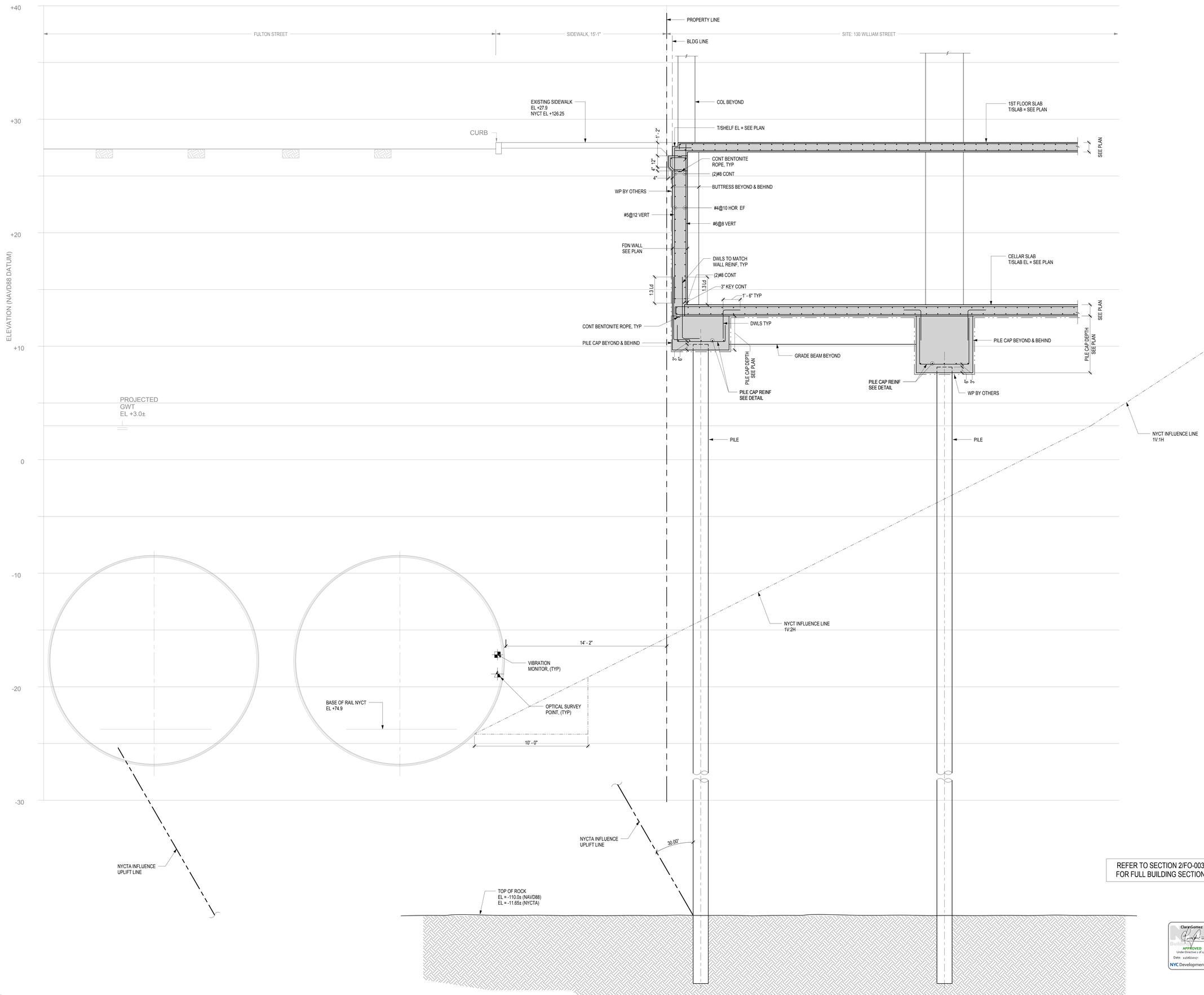

REFER TO SECTION 2/FO-003
FOR FULL BUILDING SECTION

7 SECTION
SCALE: 3/8" = 1'-0"

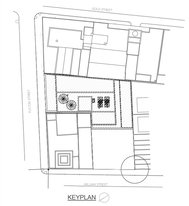

KEY PLAN

NOTES:

Number:	Date:	Revision:
14	09/22/2017	ISSUED TO DOB
13	09/06/2017	ISSUED TO TA
12	08/03/2017	ISSUED TO DOB REV 1
11	06/14/2017	100% CD
10	03/31/2017	95% CD
9	01/20/2017	80% CD
8	01/06/2017	HUB SUBMISSION
7	11/11/2016	CORE AND SHELL BUY SET
6	10/19/2016	MTA APPROVAL
5	10/07/2016	CORE AND SHELL BID SET
4	07/28/2016	FOUNDATION BID SET
3	07/06/2016	ISSUED TO DOB
2	06/24/2016	MTA APPROVAL
1	06/20/2016	100% DD SUBMISSION

Project:
130 WILLIAM STREET
130 WILLIAM STREET
NEW YORK, NY 10038

Client:
THE LIGHTSTONE GROUP
130 WILLIAM STREET PROPERTY OWNER LLC
460 PARK AVE, 13TH FLOOR
NEW YORK, NY 10022
(212) 616-9971

Architect:
HILL | WEST
ARCHITECTS
11 BROADWAY
17TH FLOOR
NEW YORK, NY 10004
T. 212 213 8007

Creative Director
Adjaye Associates
415 Broadway, 3rd Fl.
New York, NY 10013
(212) 965-8477

Building Structures:
McNamara Salvia
62 West 45th Street, 11th Fl.
New York, NY 10036
(212) 246-9800

MEP Engineer:
Ventrop ECG, LLC
365 W 34th Street, 3rd Fl.
New York, NY 10001
(212) 244-5060

Exterior Facade Consultant:
Gilsanz Murray Steficek, LLP
129 West 27th Street, 5th Fl.
New York, NY 10001
(212) 254-0030

Landscape Architect:
Weintraub Diaz, LLC
19 New Street
Nyack, NY 10960
(845) 353-2500

Civil Engineer & Acoustic Consultant:
AKRF Engineering PC
440 Park Avenue South, 7th Fl.
New York, NY 10016
(646) 388-9829

IT & Security Consultant:
Anj Communications
133 Sunny Ridge Road
Harrison, New York 10528
(914) 967-1967

Pool Consultant:
Integrated Aquatics Engineering, Inc.
75 Shewell Ave
Doylestown, PA 18901
(215) 230-8623

Elevator Consultant:
Jenkins and Huntington
1251 Avenue of the Americas
New York, NY 10020
(212)-696-1818

DOB STAMPS & SIGNATURES:

DWG TITLE:
FOUNDATION SECTIONS

NB#121192903

SEAL & SIGNATURE:

DATE:	03/31/2017
PROJECT #:	16118.00
SCALE:	3/8" = 1'-0"
DWG NO.	FO-305.00

DEPT OF BLDGS 421300925 Job Number
E 5005649564 Scan Code

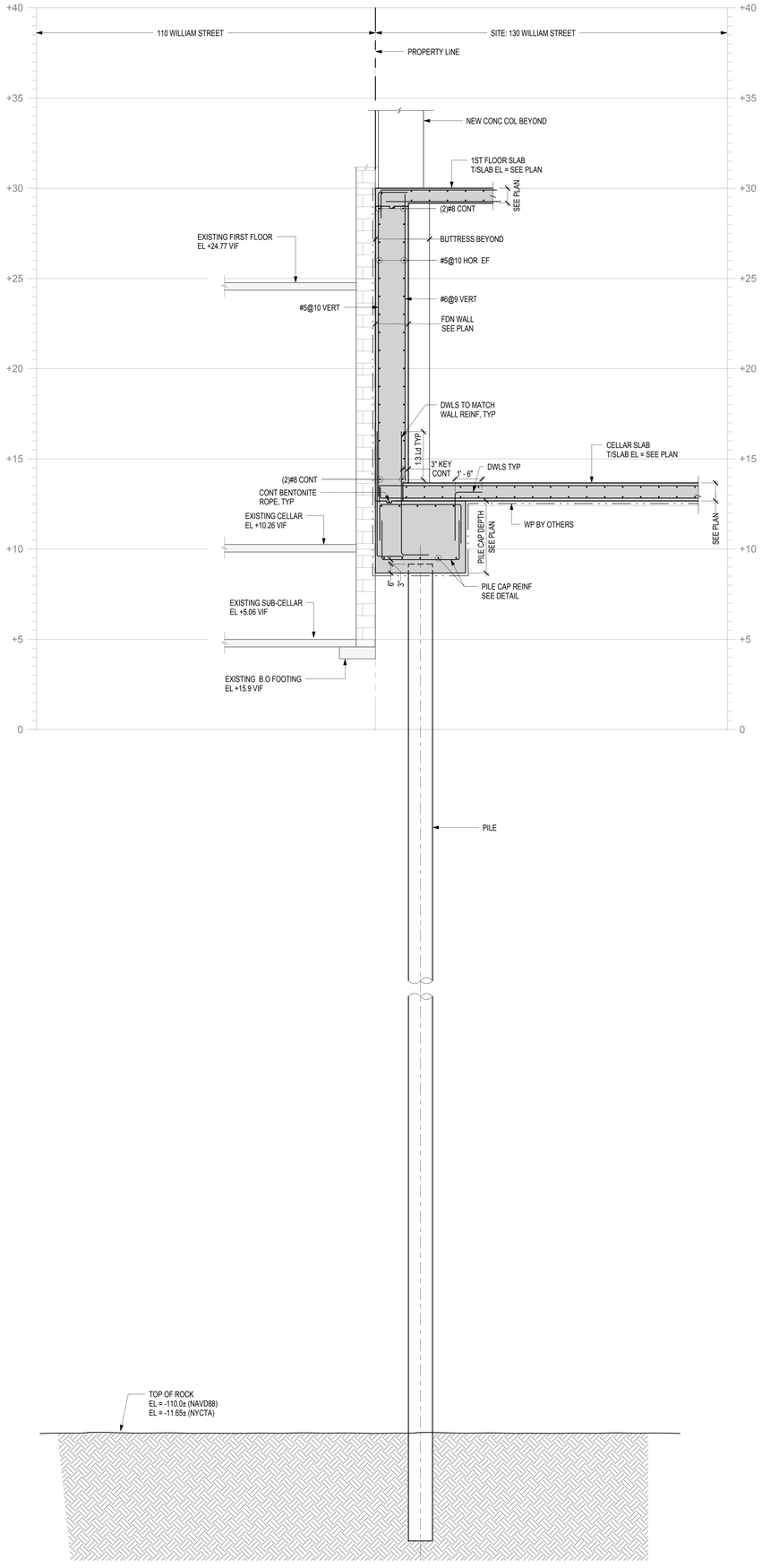

8 SECTION

SCALE: 3/8" = 1'-0"

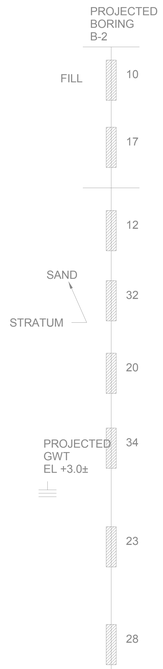



9 SECTION

SCALE: 3/8" = 1'-0"

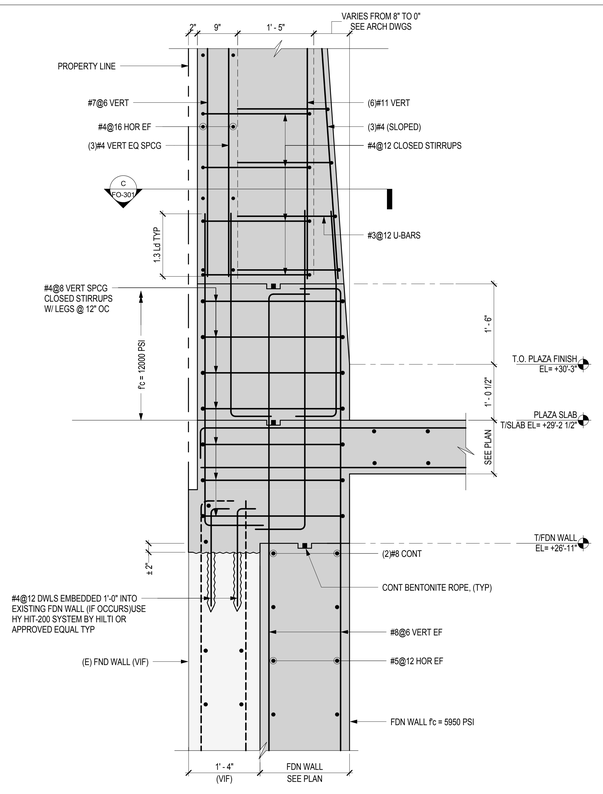

DETAIL - A

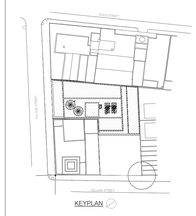

KEY PLAN

NOTES:

Number:	Date:	Revision:
15	09/22/2017	ISSUED TO DOB
14	09/06/2017	ISSUED TO TA
13	08/03/2017	ISSUED TO DOB REV 1
12	06/14/2017	100% CD
11	03/31/2017	95% CD
10	01/20/2017	80% CD
9	01/06/2017	HUB SUBMISSION
8	11/11/2016	CORE AND SHELL BUY SET
7	10/19/2016	MTA APPROVAL
6	10/07/2016	CORE AND SHELL BID SET
5	09/09/2016	MTA APPROVAL
4	01/28/2016	FOUNDATION BID SET
3	01/06/2016	ISSUED TO DOB
2	06/24/2016	MTA APPROVAL
1	06/20/2016	100% DD SUBMISSION

Project:
130 WILLIAM STREET
130 WILLIAM STREET
NEW YORK, NY 10038

Client:
THE LIGHTSTONE GROUP
130 WILLIAM STREET PROPERTY OWNER LLC
460 PARK AVE, 13TH FLOOR
NEW YORK, NY 10022
(212) 616-9971

Architect:
HILL | WEST ARCHITECTS
11 BROADWAY
17TH FLOOR
NEW YORK, NY 10004
T. 212 213 8007

Creative Director
Adjaye Associates
415 Broadway, 3rd Fl.
New York, NY 10013
(212) 965-8477

Building Structures:
McNamara Salvia
62 West 45th Street, 11th Fl.
New York, NY 10036
(212) 246-9800

MEP Engineer:
Ventrop ECG, LLC
365 W 34th Street, 3rd Fl.
New York, NY 10001
(212) 244-5060

Exterior Facade Consultant:
Gilsanz Murray Steficek, LLP
129 West 27th Street, 5th Fl.
New York, NY 10001
(212) 254-0030

Landscape Architect:
Weintraub Diaz, LLC
19 New Street
Nyack, NY 10960
(845) 353-2500

Civil Engineer & Acoustic Consultant:
AKRF Engineering PC
440 Park Avenue South, 7th Fl.
New York, NY 10016
(646) 388-9829

IT & Security Consultant:
Anj Communications
133 Sunny Ridge Road
Harrison, New York 10528
(914) 967-1967

Pool Consultant:
Integrated Aquatics Engineering, Inc.
75 Shewell Ave
Doylestown, PA 18901
(215) 230-8623

Elevator Consultant:
Jenkins and Huntington
1251 Avenue of the Americas
New York, NY 10020
(212)-696-1818

DOB STAMPS & SIGNATURES:

DWG TITLE:
FOUNDATION SECTIONS

NB#121192903

SEAL & SIGNATURE:

DATE:	03/31/2017
PROJECT #:	16118.00
SCALE:	As indicated
DWG NO.	FO-306.00

DEPT OF BLDGS 121192903 Job Number
E350708363AS Scan Code

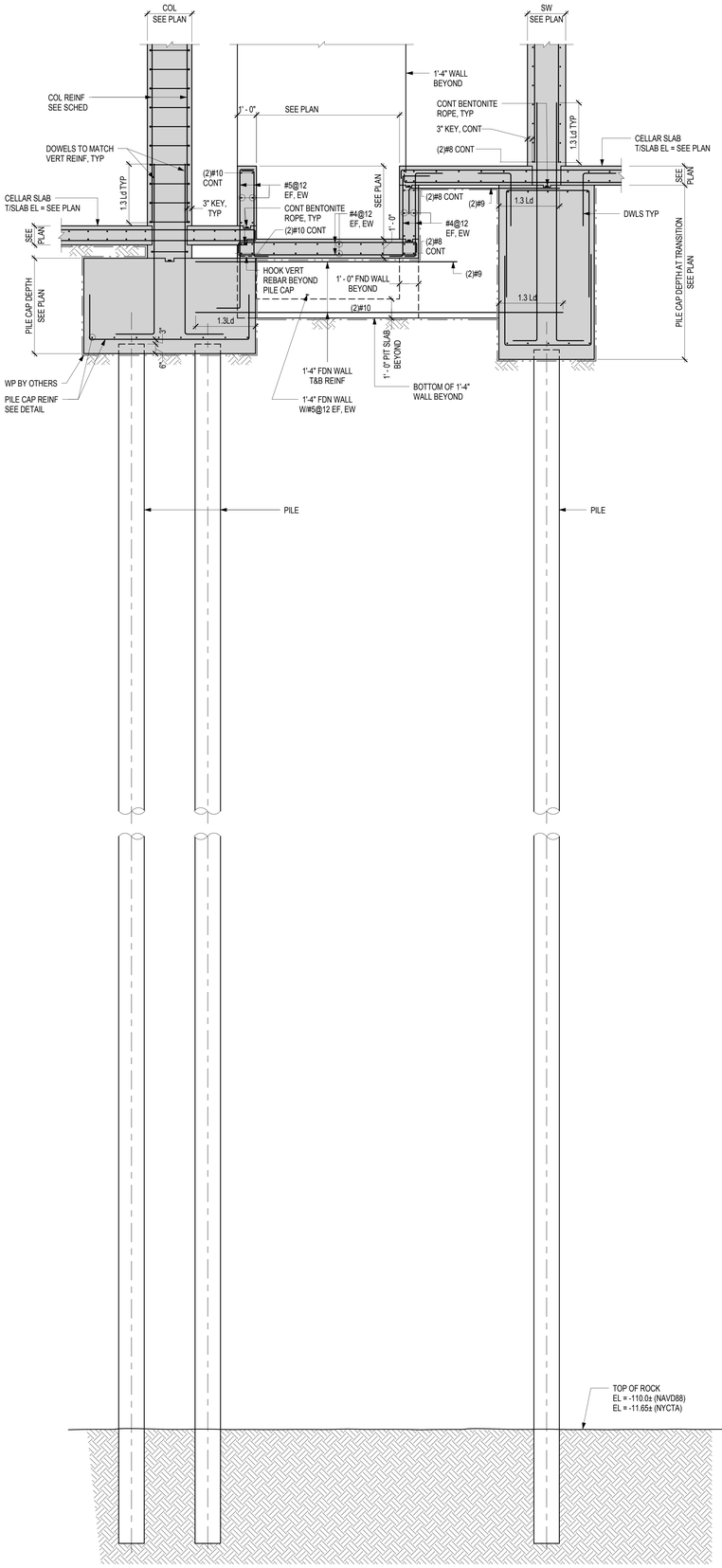

10 SECTION
SCALE: 3/8" = 1'-0"

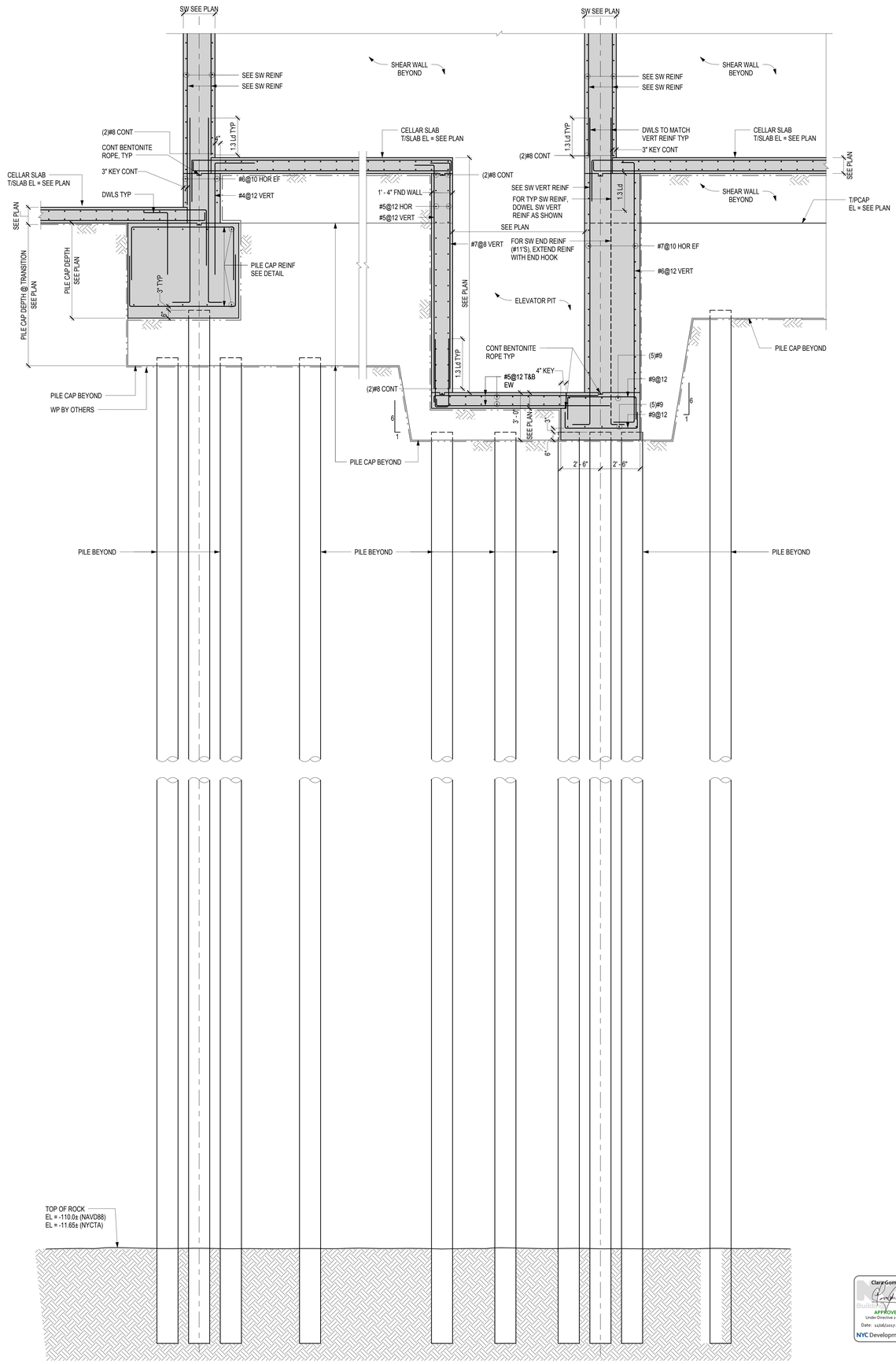

11 SECTION
SCALE: 3/8" = 1'-0"

Clare Gomez
APPROVED
Under Directive 1 of 1975
Date: 11/06/2017
NYC Development Hub

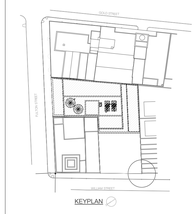

KEY PLAN

NOTES:

16	09/22/2017	ISSUED TO DOB
15	09/06/2017	ISSUED TO TA
14	08/21/2017	ASI-008
13	08/03/2017	ISSUED TO DOB REV 1
12	06/14/2017	100% CD
11	03/31/2017	95% CD
10	01/20/2017	80% CD
9	01/06/2017	HUB SUBMISSION
8	11/11/2016	CORE AND SHELL BUY SET
7	10/19/2016	MTA APPROVAL
6	10/07/2016	CORE AND SHELL BID SET
5	09/09/2016	MTA APPROVAL
4	01/28/2016	FOUNDATION BID SET
3	01/06/2016	ISSUED TO DOB
2	06/24/2016	MTA APPROVAL
1	06/20/2016	100% DD SUBMISSION

Number: Date: Revision:

Project:
130 WILLIAM STREET
130 WILLIAM STREET
NEW YORK, NY 10038

Client:
THE LIGHTSTONE GROUP
130 WILLIAM STREET PROPERTY OWNER LLC
460 PARK AVE. 13TH FLOOR
NEW YORK, NY 10022
(212) 616-9971

Architect:
HILL | WEST ARCHITECTS
11 BROADWAY
17TH FLOOR
NEW YORK, NY 10004
T. 212 213 8007

Creative Director
Adjaye Associates
415 Broadway, 3rd Fl.
New York, NY 10013
(212) 965-8477

Building Structures:
McNamara Salvia
62 West 45th Street, 11th Fl.
New York, NY 10036
(212) 246-9800

MEP Engineer:
Ventrop ECG, LLC
365 W 34th Street, 3rd Fl.
New York, NY 10001
(212) 244-5060

Exterior Facade Consultant:
Gilsanz Murray Steficek, LLP
129 West 27th Street, 5th Fl.
New York, NY 10001
(212) 254-0030

Landscape Architect:
Weintraub Diaz, LLC
19 New Street
Nyack, NY 10960
(845) 353-2500

Civil Engineer & Acoustic Consultant:
AKRF Engineering PC
440 Park Avenue South, 7th Fl.
New York, NY 10016
(646) 388-9829

IT & Security Consultant:
Anj Communications
133 Sunny Ridge Road
Harrison, New York 10528
(914) 967-1967

Pool Consultant:
Integrated Aquatics Engineering, Inc.
75 Shewell Ave
Doylestown, PA 18901
(215) 230-8623

Elevator Consultant:
Jenkins and Huntington
1251 Avenue of the Americas
New York, NY 10020
(212)-696-1818

DOB STAMPS & SIGNATURES:

STATE OF NEW YORK
ROBERT A. SULLIVAN
093540
LICENSED PROFESSIONAL ENGINEER

DWG TITLE:
FOUNDATION SECTIONS

NB#121192903

SEAL & SIGNATURE:

DATE: 03/31/2017
PROJECT #: 16118.00
SCALE: 3/8" = 1'-0"
FO-307.00
DWG NO.

DEPT OF BLDGS 421300903 Job Number
E378187139S Scan Code

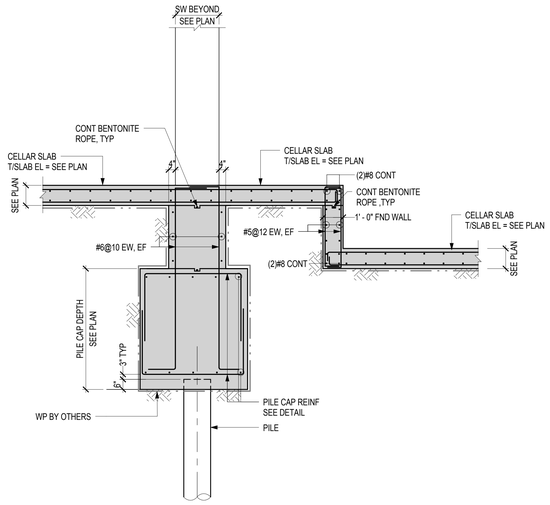

12 SECTION

SCALE: 3/8" = 1'-0"

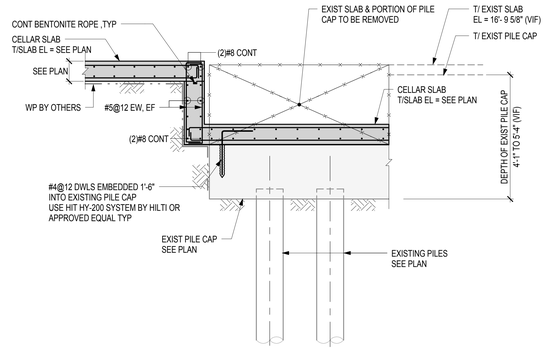

13 SECTION

SCALE: 3/8" = 1'-0"

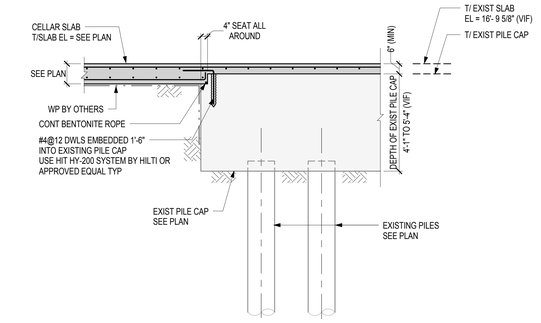

14 TYPICAL SECTION AT EXIST PILE CAP

SCALE: 3/8" = 1'-0"

15 SECTION

SCALE: 3/8" = 1'-0"

NOTE: PILE CAP & FDN WALL REINF NOT SHOWN FOR CLARITY

16 KNOCK-OUT PANEL DETAIL (ELEVATION)

SCALE: 1/2" = 1'-0"

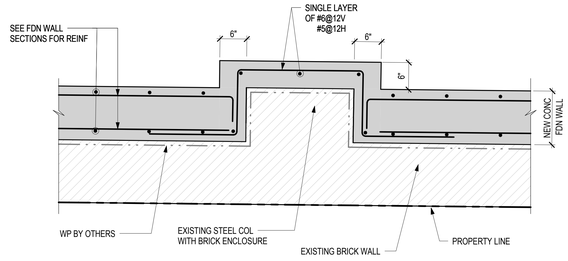

17 DETAIL

SCALE: 1" = 1'-0"

ClaraGomez
APPROVED
Under Directive 1 of 1975
Date: 11/06/2017
NYC Development Hub

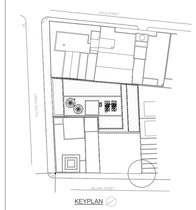

KEY PLAN

NOTES:

Number:	Date:	Revision:
6	09/22/2017	ISSUED TO DOB
5	09/06/2017	ISSUED TO TA
4	08/21/2017	ASI-008
3	08/03/2017	ISSUED TO DOB REV 1
2	06/14/2017	100% CD
1	03/31/2017	95% CD

Project:
130 WILLIAM STREET
130 WILLIAM STREET
NEW YORK, NY 10038

Client:
THE LIGHTSTONE GROUP
130 WILLIAM STREET PROPERTY OWNER LLC
460 PARK AVE, 13TH FLOOR
NEW YORK, NY 10022
(212) 616-9971

Architect:
HILL | WEST ARCHITECTS
11 BROADWAY
17TH FLOOR
NEW YORK, NY 10004
T. 212 213 8007

Creative Director
Adjaye Associates
415 Broadway, 3rd Fl.
New York, NY 10013
(212) 965-8477

Building Structures:
McNamara Salvia
62 West 45th Street, 11th Fl.
New York, NY 10036
(212) 246-9800

MEP Engineer:
Ventrop ECG, LLC
365 W 34th Street, 3rd Fl.
New York, NY 10001
(212) 244-5060

Exterior Facade Consultant:
Gilsanz Murray Steficek, LLP
129 West 27th Street, 5th Fl.
New York, NY 10001
(212) 254-0030

Landscape Architect:
Weintraub Diaz, LLC
19 New Street
Nyack, NY 10960
(845) 353-2500

Civil Engineer & Acoustic Consultant:
AKRF Engineering PC
440 Park Avenue South, 7th Fl.
New York, NY 10016
(646) 388-9829

IT & Security Consultant:
Anj Communications
133 Sunny Ridge Road
Harrison, New York 10528
(914) 967-1967

Pool Consultant:
Integrated Aquatics Engineering, Inc.
75 Shewell Ave
Doylestown, PA 18901
(215) 230-8623

Elevator Consultant:
Jenkins and Huntington
1251 Avenue of the Americas
New York, NY 10020
(212)-696-1818

DOB STAMPS & SIGNATURES:

DWG TITLE:
FOUNDATION SECTIONS

NB#121192903

SEAL & SIGNATURE:

DATE:	03/31/2017
PROJECT #:	16118.00
SCALE:	As indicated
DWG NO.	FO-308.00

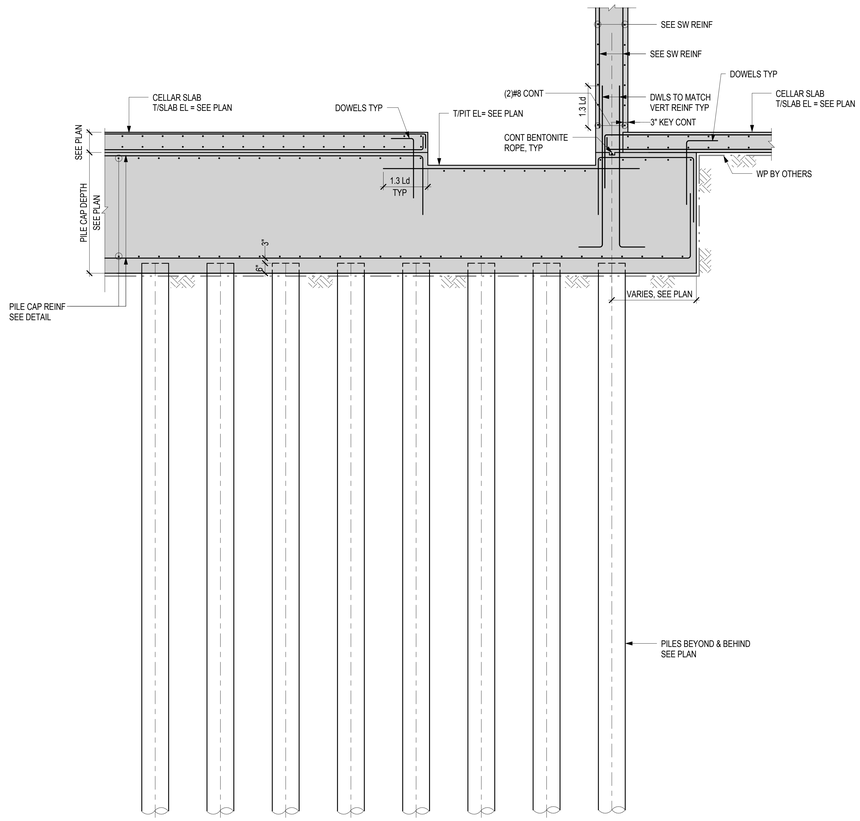

16 SECTION
SCALE: 3/8" = 1'-0"

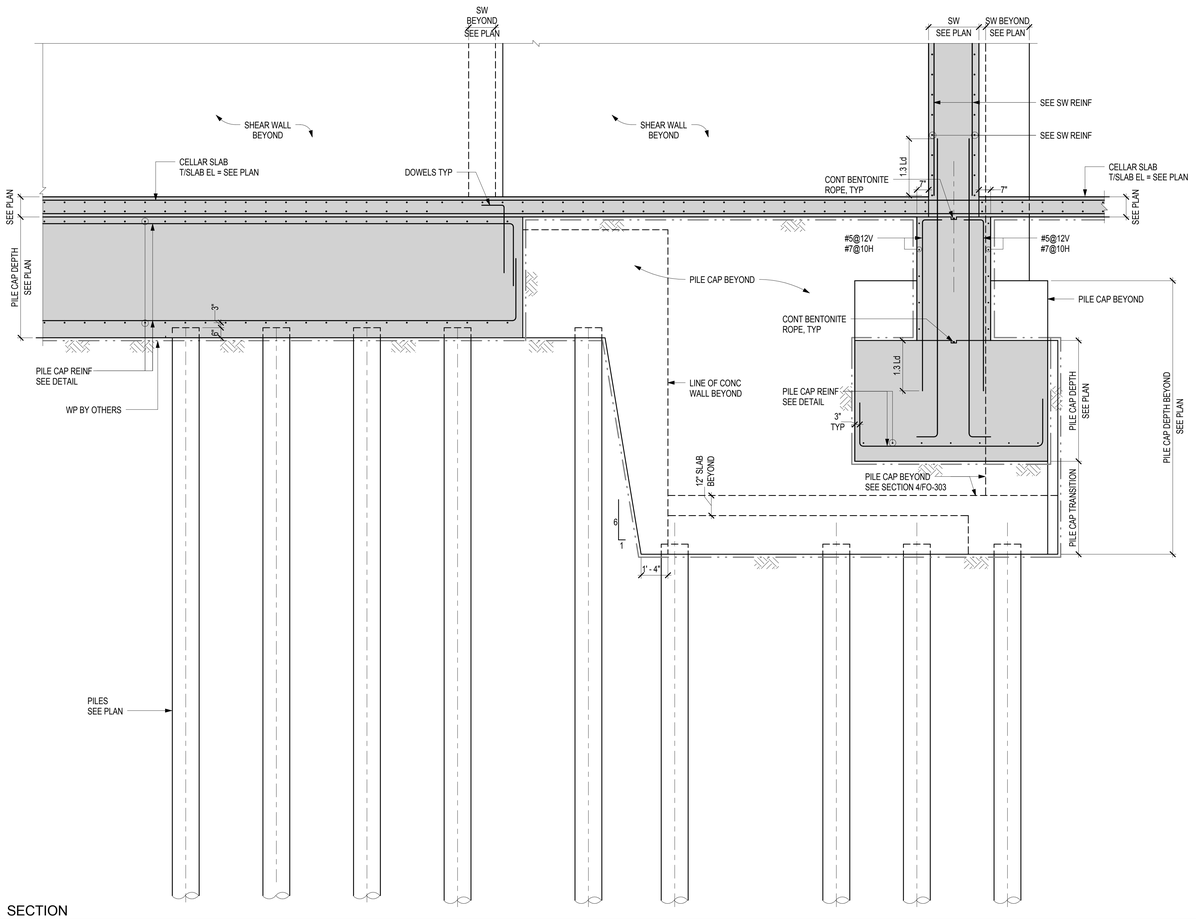

17 SECTION
SCALE: 3/8" = 1'-0"

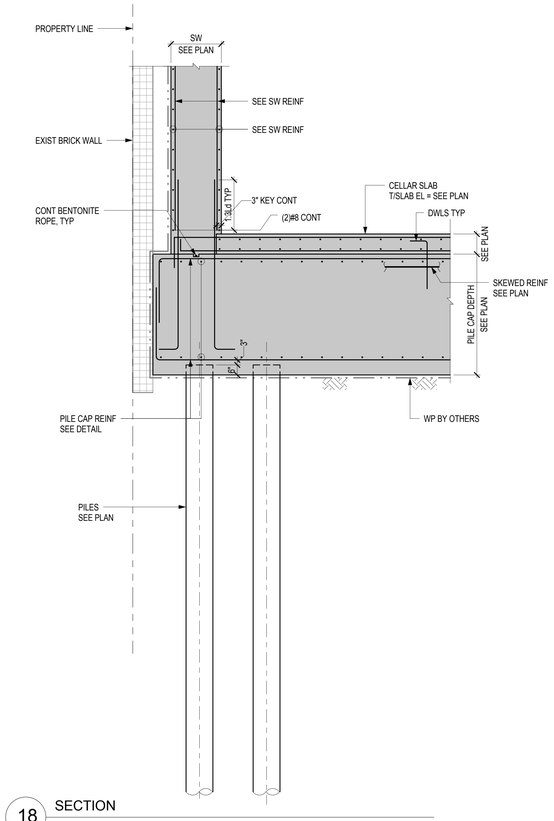

18 SECTION
SCALE: 3/8" = 1'-0"

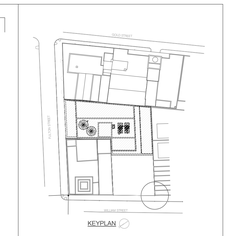

KEY PLAN

NOTES:

Number:	Date:	Revision:
6	09/22/2017	ISSUED TO DOB
5	09/06/2017	ISSUED TO TA
4	08/21/2017	ASI-008
3	08/03/2017	ISSUED TO DOB REV 1
2	06/14/2017	100% CD
1	03/31/2017	95% CD

Project:
130 WILLIAM STREET
130 WILLIAM STREET
NEW YORK, NY 10038

Client:
THE LIGHTSTONE GROUP
130 WILLIAM STREET PROPERTY OWNER LLC
460 PARK AVE, 13TH FLOOR
NEW YORK, NY 10022
(212) 616-9971

Architect:
HILL | WEST
ARCHITECTS
11 BROADWAY
17TH FLOOR
NEW YORK, NY 10004
T. 212 213 8007

Creative Director
Adjaye Associates
415 Broadway, 3rd Fl.
New York, NY 10013
(212) 965-8477

Building Structures:
McNamara Salvia
62 West 45th Street, 11th Fl.
New York, NY 10036
(212) 246-9800

MEP Engineer:
Ventrop ECG, LLC
365 W 34th Street, 3rd Fl.
New York, NY 10001
(212) 244-5060

Exterior Facade Consultant:
Gilsanz Murray Steficek, LLP
129 West 27th Street, 5th Fl.
New York, NY 10001
(212) 254-0030

Landscape Architect:
Weintraub Diaz, LLC
19 New Street
Nyack, NY 10960
(845) 353-2500

Civil Engineer & Acoustic Consultant:
AKRF Engineering PC
440 Park Avenue South, 7th Fl.
New York, NY 10016
(646) 388-9829

IT & Security Consultant:
Anj Communications
133 Sunny Ridge Road
Harrison, New York 10528
(914) 967-1967

Pool Consultant:
Integrated Aquatics Engineering, Inc.
75 Shewell Ave
Doylestown, PA 18901
(215) 230-8623

Elevator Consultant:
Jenkins and Huntington
1251 Avenue of the Americas
New York, NY 10020
(212)-696-1818

DOB STAMPS & SIGNATURES:

DWG TITLE:
FOUNDATION SECTIONS

NB#121192903

SEAL & SIGNATURE:

DATE:	03/31/2017
PROJECT #:	16118.00
SCALE:	3/8" = 1'-0"
DWG NO.	FO-309.00

Clara Gomez
APPROVED
Under Directive 2 of 1975
Date: 11/06/2017
NYC Development Hub

DEPT OF BLDGS 121320925 Job Number
E5705466976 Scan Code

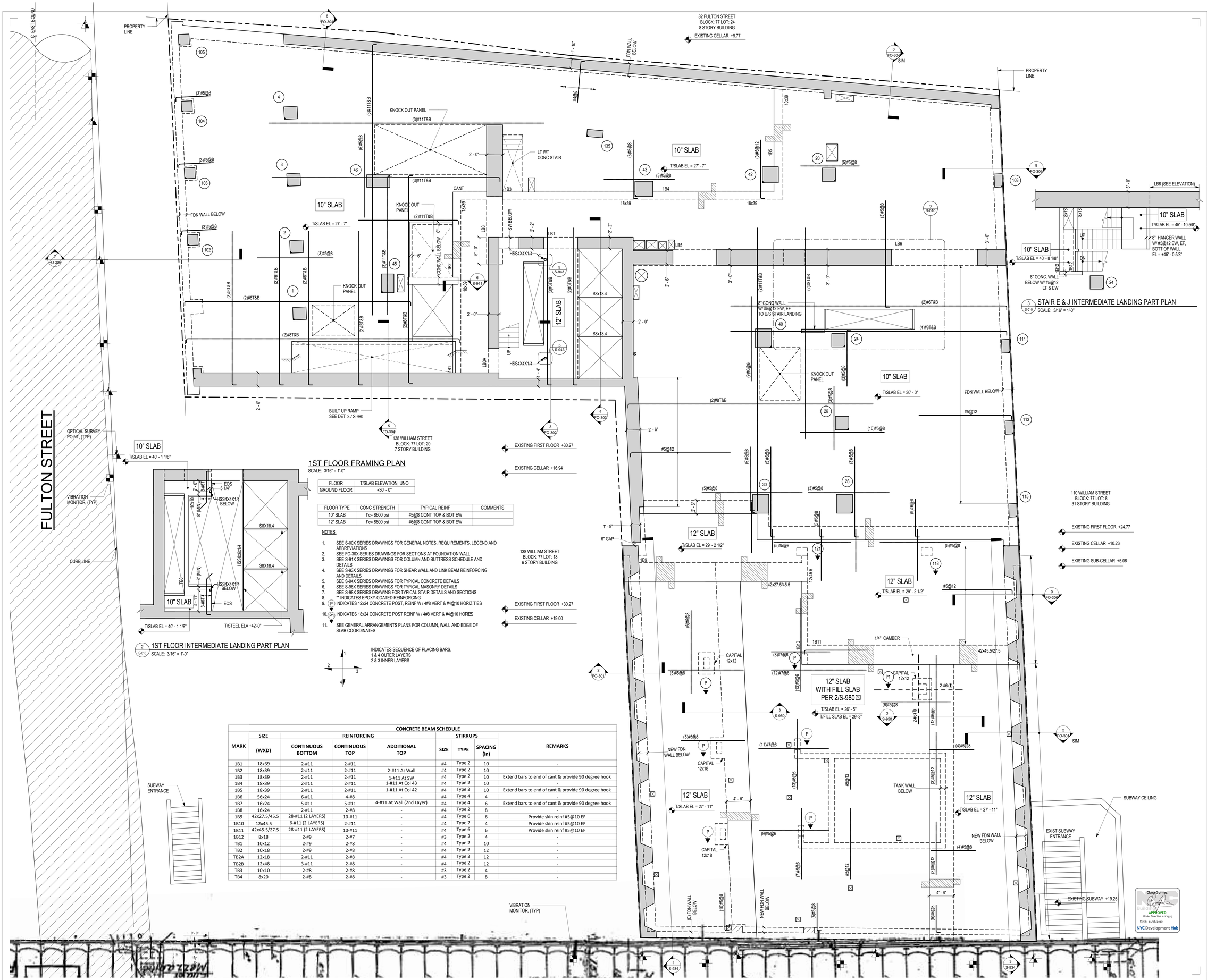

1ST FLOOR FRAMING PLAN

SCALE: 3/16" = 1'-0"

FLOOR	T/SLAB ELEVATION, UNO
GROUND FLOOR	+30' - 0"

FLOOR TYPE	CONC STRENGTH	TYPICAL REINF	COMMENTS
10" SLAB	f`c= 8600 psi	#5@8 CONT TOP & BOT EW	
12" SLAB	f`c= 8600 psi	#6@8 CONT TOP & BOT EW	

NOTES:

1. SEE S-00X SERIES DRAWINGS FOR GENERAL NOTES, REQUIREMENTS, LEGEND AND ABBREVIATIONS
2. SEE FO-30X SERIES DRAWINGS FOR SECTIONS AT FOUNDATION WALL
3. SEE S-91X SERIES DRAWINGS FOR COLUMN AND BUTTRESS SCHEDULE AND DETAILS
4. SEE S-93X SERIES DRAWINGS FOR SHEAR WALL AND LINK BEAM REINFORCING AND DETAILS
5. SEE S-94X SERIES DRAWINGS FOR TYPICAL CONCRETE DETAILS
6. SEE S-96X SERIES DRAWINGS FOR TYPICAL MASONRY DETAILS
7. SEE S-98X SERIES DRAWING FOR TYPICAL STAIR DETAILS AND SECTIONS
8. ** INDICATES EPOXY-COATED REINFORCING
9. (P) INDICATES 12x24 CONCRETE POST, REINF W / #8 VERT & #4@10 HORIZ TIES
10. (P1) INDICATES 18x24 CONCRETE POST REINF W / #8 VERT & #4@10 HORIZ TIES
11. SEE GENERAL ARRANGEMENTS PLANS FOR COLUMN, WALL AND EDGE OF SLAB COORDINATES

INDICATES SEQUENCE OF PLACING BARS.
1 & 4 OUTER LAYERS
2 & 3 INNER LAYERS

1ST FLOOR INTERMEDIATE LANDING PART PLAN

SCALE: 3/16" = 1'-0"

STAIR E & J INTERMEDIATE LANDING PART PLAN

SCALE: 3/16" = 1'-0"

CONCRETE BEAM SCHEDULE

MARK	SIZE (WXD)	REINFORCING: CONTINUOUS BOTTOM	CONTINUOUS TOP	ADDITIONAL TOP	STIRRUPS: SIZE	TYPE	SPACING (in)	REMARKS
1B1	18x39	2-#11	2-#11	-	#4	Type 2	10	-
1B2	18x39	2-#11	2-#11	2-#11 At Wall	#4	Type 2	10	-
1B3	18x39	2-#11	2-#11	1-#11 At SW	#4	Type 2	10	Extend bars to end of cant & provide 90 degree hook
1B4	18x39	2-#11	2-#11	1-#11 At Col 43	#4	Type 2	10	-
1B5	18x39	2-#11	2-#11	1-#11 At Col 42	#4	Type 2	10	Extend bars to end of cant & provide 90 degree hook
1B6	56x24	6-#11	4-#8	-	#4	Type 4	4	-
1B7	16x24	5-#11	5-#11	4-#11 At Wall (2nd Layer)	#4	Type 4	6	Extend bars to end of cant & provide 90 degree hook
1B8	16x24	2-#11	2-#8	-	#4	Type 2	8	-
1B9	42x27.5/45.5	28-#11 (2 LAYERS)	10-#11	-	#4	Type 6	6	Provide skin reinf #5@10 EF
1B10	12x45.5	6-#11 (2 LAYERS)	2-#11	-	#4	Type 2	4	Provide skin reinf #5@10 EF
1B11	42x45.5/27.5	28-#11 (2 LAYERS)	10-#11	-	#4	Type 6	6	Provide skin reinf #5@10 EF
1B12	8x18	2-#9	2-#7	-	#3	Type 2	4	-
TB1	10x12	2-#9	2-#8	-	#4	Type 2	10	-
TB2	10x18	2-#9	2-#8	-	#4	Type 2	12	-
TB2A	12x18	2-#11	2-#8	-	#4	Type 2	12	-
TB2B	12x48	3-#11	2-#8	-	#4	Type 2	12	-
TB3	10x10	2-#8	2-#8	-	#3	Type 2	4	-
TB4	8x20	2-#8	2-#8	-	#3	Type 2	8	-

KEY PLAN

NOTES:

Number:	Date:	Revision:
15	09/22/2017	ISSUED TO DOB
14	09/06/2017	ISSUED TO TA
13	08/21/2017	ASI-008
12	06/14/2017	100% CD
11	03/31/2017	95% CD
10	01/20/2017	80% CD
9	01/06/2017	HUB SUBMISSION
8	11/11/2016	CORE AND SHELL BUY SET
7	10/19/2016	MTA APPROVAL
6	10/07/2016	CORE AND SHELL BID SET
5	09/09/2016	MTA APPROVAL
4	01/28/2016	FOUNDATION BID SET
3	01/06/2016	ISSUED TO DOB
2	06/24/2016	MTA APPROVAL
1	06/20/2016	100% DD SUBMISSION

Project:
130 WILLIAM STREET
130 WILLIAM STREET
NEW YORK, NY 10038

Client:
THE LIGHTSTONE GROUP
130 WILLIAM STREET PROPERTY OWNER LLC
460 PARK AVE. 13TH FLOOR
NEW YORK, NY 10022
(212) 616-9971

Architect:
HILL | WEST ARCHITECTS
11 BROADWAY
17TH FLOOR
NEW YORK, NY 10004
T. 212 213 8007

Creative Director
Adjaye Associates
415 Broadway, 3rd Fl.
New York, NY 10013
(212) 965-8477

Building Structures:
McNamara Salvia
62 West 45th Street, 11th Fl.
New York, NY 10036
(212) 246-9800

MEP Engineer:
Ventrop ECG, LLC
365 W 34th Street, 3rd Fl.
New York, NY 10001
(212) 244-5060

Exterior Facade Consultant:
Gilsanz Murray Steficek, LLP
129 West 27th Street, 5th Fl.
New York, NY 10001
(212) 254-0030

Landscape Architect:
Weintraub Diaz, LLC
19 New Street
Nyack, NY 10960
(845) 353-2500

Civil Engineer & Acoustic Consultant:
AKRF Engineering PC
440 Park Avenue South, 7th Fl.
New York, NY 10016
(646) 388-9829

IT & Security Consultant:
Anj Communications
133 Sunny Ridge Road
Harrison, New York 10528
(914) 967-1967

Pool Consultant:
Integrated Aquatics Engineering, Inc.
75 Shewell Ave
Doylestown, PA 18901
(215) 230-8623

Elevator Consultant:
Jenkins and Huntington
1251 Avenue of the Americas
New York, NY 10020
(212)-696-1818

DOB STAMPS & SIGNATURES:

STATE OF NEW YORK — MARTA A. SULLIVAN — 093540 — LICENSED PROFESSIONAL ENGINEER

DWG TITLE:
1ST FLOOR FRAMING PLAN

NB#121192903

SEAL & SIGNATURE:

DATE: 03/31/2017
PROJECT #: 16118.00
SCALE: As indicated
DWG NO. S-010.00

Clara Gomez — APPROVED — Under Directive 1 of 1975 — Date: 11/06/2017 — NYC Development Hub

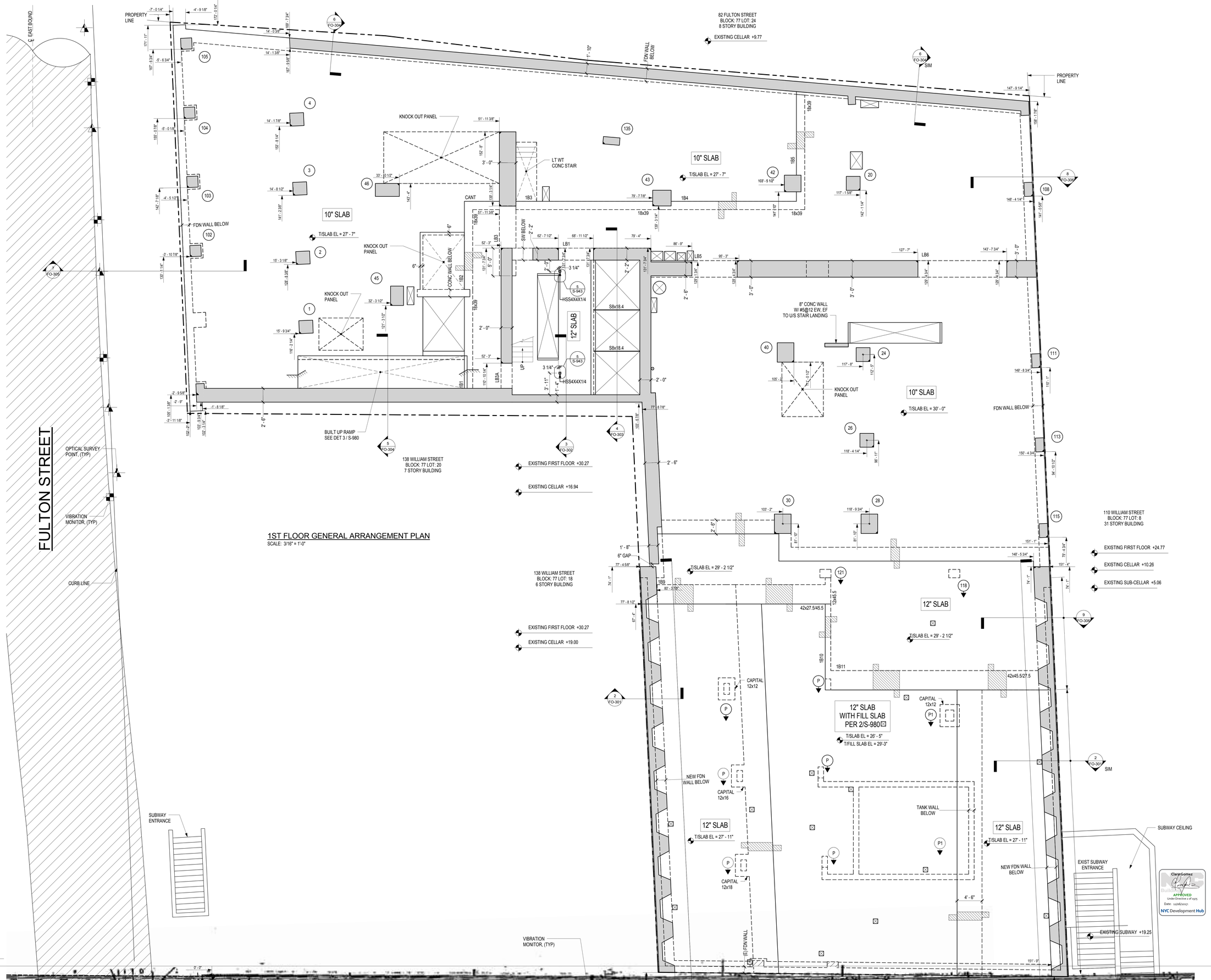

1ST FLOOR GENERAL ARRANGEMENT PLAN

SCALE: 3/16" = 1'-0"

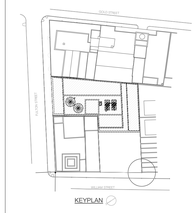

KEY PLAN

NOTES:

Number:	Date:	Revision:
4	09/22/2017	ISSUED TO DOB
3	08/21/2017	ASI-008
2	06/14/2017	100% CD
1	03/31/2017	95% CD

Project:
130 WILLIAM STREET
130 WILLIAM STREET
NEW YORK, NY 10038

Client:
THE LIGHTSTONE GROUP
130 WILLIAM STREET PROPERTY OWNER LLC
460 PARK AVE, 13TH FLOOR
NEW YORK, NY 10022
(212) 616-9971

Architect:
HILL | WEST ARCHITECTS
11 BROADWAY
17TH FLOOR
NEW YORK, NY 10004
T. 212 213 8007

Creative Director
Adjaye Associates
415 Broadway, 3rd Fl.
New York, NY 10013
(212) 965-8477

Building Structures:
McNamara Salvia
62 West 45th Street, 11th Fl.
New York, NY 10036
(212) 246-9800

MEP Engineer:
Ventrop ECG, LLC
365 W 34th Street, 3rd Fl.
New York, NY 10001
(212) 244-5060

Exterior Facade Consultant:
Gilsanz Murray Steficek, LLP
129 West 27th Street, 5th Fl.
New York, NY 10001
(212) 254-0030

Landscape Architect:
Weintraub Diaz, LLC
19 New Street
Nyack, NY 10960
(845) 353-2500

Civil Engineer & Acoustic Consultant:
AKRF Engineering PC
440 Park Avenue South, 7th Fl.
New York, NY 10016
(646) 388-9829

IT & Security Consultant:
Anj Communications
133 Sunny Ridge Road
Harrison, New York 10528
(914) 967-1967

Pool Consultant:
Integrated Aquatics Engineering, Inc.
75 Shewell Ave
Doylestown, PA 18901
(215) 230-8623

Elevator Consultant:
Jenkins and Huntington
1251 Avenue of the Americas
New York, NY 10020
(212)-696-1818

DOB STAMPS & SIGNATURES:

STATE OF NEW YORK
BART A. SULLIVAN
093540
LICENSED PROFESSIONAL ENGINEER

DWG TITLE:
1ST FLOOR GENERAL ARRANGEMENT PLAN

NB#121192903

SEAL & SIGNATURE:

DATE:	03/31/2017
PROJECT #:	16118.00
SCALE:	3/16" = 1'-0"
DWG NO.	S-011.00

Clara Gomez
APPROVED
Under Directive 2 of 1975
Date: 11/06/2017
NYC Development Hub

DEPT OF BLDGS 421320925 Job Number
E350445688B Scan Code

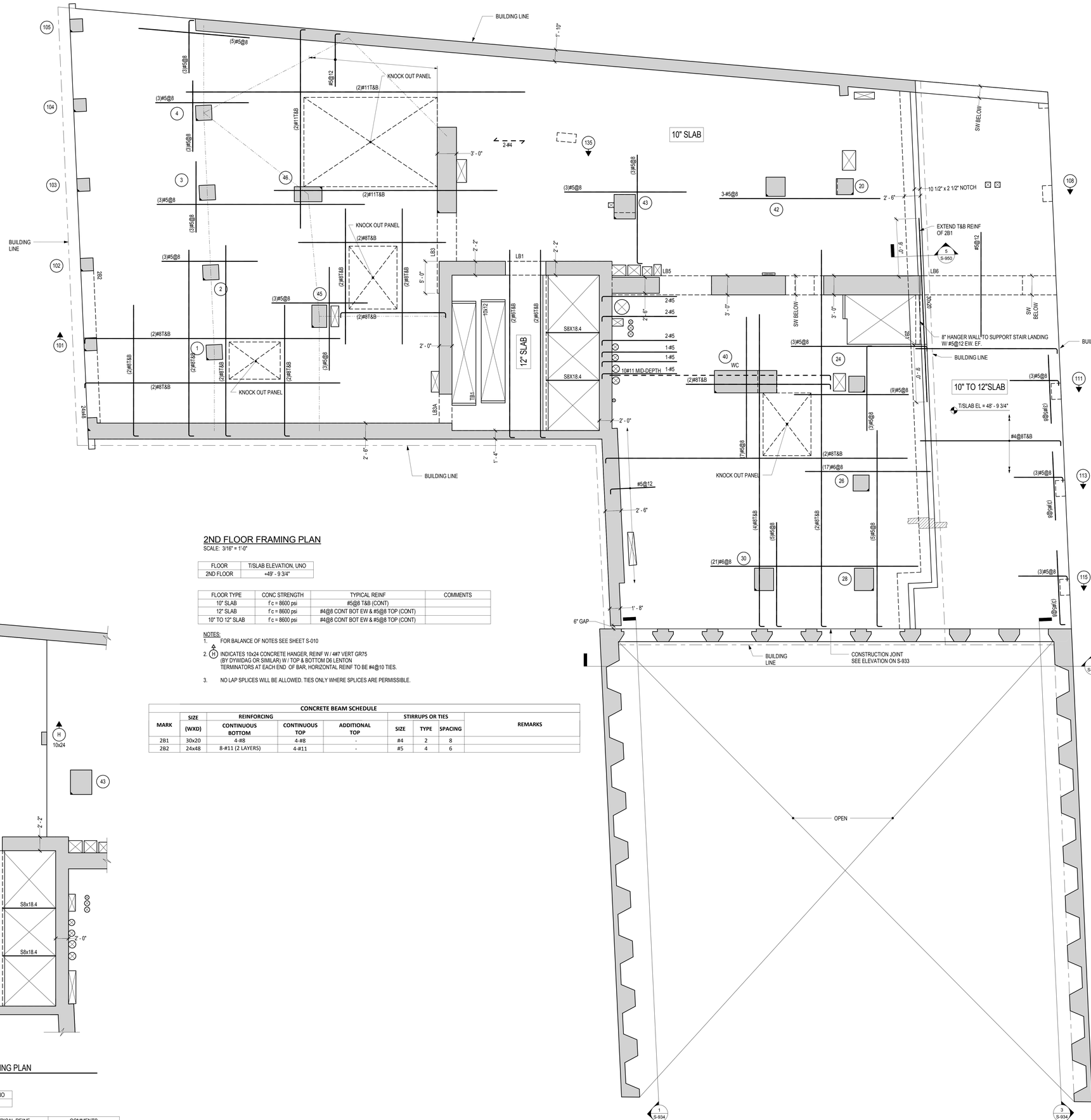

2ND FLOOR FRAMING PLAN

SCALE: 3/16" = 1'-0"

FLOOR	T/SLAB ELEVATION, UNO
2ND FLOOR	+49' - 9 3/4"

FLOOR TYPE	CONC STRENGTH	TYPICAL REINF	COMMENTS
10" SLAB	f'c = 8600 psi	#5@8 (CONT)	
12" SLAB	f'c = 8600 psi	#4@8 CONT BOT EW & #5@8 TOP (CONT)	
10" TO 12" SLAB	f'c = 8600 psi	#4@8 CONT BOT EW & #5@8 TOP (CONT)	

NOTES:
1. FOR BALANCE OF NOTES SEE SHEET S-010
2. (H) INDICATES 10x24 CONCRETE HANGER, REINF W / 4#7 VERT GR75 (BY DYWIDAG OR SIMILAR) W / TOP & BOTTOM D6 LENTON TERMINATORS AT EACH END OF BAR, HORIZONTAL REINF TO BE #4@10 TIES.
3. NO LAP SPLICES WILL BE ALLOWED. TIES ONLY WHERE SPLICES ARE PERMISSIBLE.

CONCRETE BEAM SCHEDULE

MARK	SIZE (WXD)	REINFORCING			STIRRUPS OR TIES			REMARKS
		CONTINUOUS BOTTOM	CONTINUOUS TOP	ADDITIONAL TOP	SIZE	TYPE	SPACING	
2B1	30x20	4-#8	4-#8	-	#4	2	8	
2B2	24x48	8-#11 (2 LAYERS)	4-#11	-	#5	4	6	

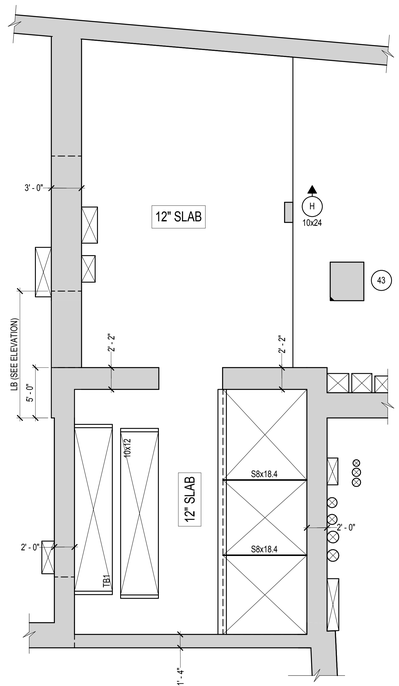

2ND FLOOR MEZZANINE PART FRAMING PLAN

2 / S-020 SCALE: 3/16" = 1'-0"

FLOOR	T/SLAB ELEVATION, UNO
2ND FLOOR MEZZ	+61' - 5 7/8"

FLOOR TYPE	CONC STRENGTH	TYPICAL REINF	COMMENTS
12" SLAB	f'c= 8600 psi	#5@8 CONT TOP & BOT EW	

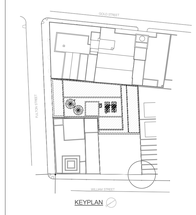

KEY PLAN

NOTES:

Number:	Date:	Revision:
10	09/22/2017	ISSUED TO DOB
9	08/21/2017	ASI-008
8	06/14/2017	100% CD
7	03/31/2017	95% CD
6	01/20/2017	80% CD
5	01/06/2017	HUB SUBMISSION
4	11/11/2016	CORE AND SHELL BUY SET
3	10/01/2016	CORE AND SHELL BID SET
2	07/06/2016	ISSUED TO DOB
1	06/20/2016	100% DD SUBMISSION

Project:
130 WILLIAM STREET
130 WILLIAM STREET
NEW YORK, NY 10038

Client:
THE LIGHTSTONE GROUP
130 WILLIAM STREET PROPERTY OWNER LLC
460 PARK AVE, 13TH FLOOR
NEW YORK, NY 10022
(212) 616-9971

Architect:
HILL | WEST ARCHITECTS
11 BROADWAY
17TH FLOOR
NEW YORK, NY 10004
T. 212 213 8007

Creative Director
Adjaye Associates
415 Broadway, 3rd Fl.
New York, NY 10013
(212) 965-8477

Building Structures:
McNamara Salvia
62 West 45th Street, 11th Fl.
New York, NY 10036
(212) 246-9800

MEP Engineer:
Ventrop ECG, LLC
365 W 34th Street, 3rd Fl.
New York, NY 10001
(212) 244-5060

Exterior Facade Consultant:
Gilsanz Murray Steficek, LLP
129 West 27th Street, 5th Fl.
New York, NY 10001
(212) 254-0030

Landscape Architect:
Weintraub Diaz, LLC
19 New Street
Nyack, NY 10960
(845) 353-2500

Civil Engineer & Acoustic Consultant:
AKRF Engineering PC
440 Park Avenue South, 7th Fl.
New York, NY 10016
(646) 388-9829

IT & Security Consultant:
Anj Communications
133 Sunny Ridge Road
Harrison, New York 10528
(914) 967-1967

Pool Consultant:
Integrated Aquatics Engineering, Inc.
75 Shewell Ave
Doylestown, PA 18901
(215) 230-8623

Elevator Consultant:
Jenkins and Huntington
1251 Avenue of the Americas
New York, NY 10020
(212)-696-1818

DOB STAMPS & SIGNATURES:

DWG TITLE:
2ND FLOOR FRAMING PLAN

NB#121192903

SEAL & SIGNATURE:

DATE:	03/31/2017
PROJECT #:	16118.00
SCALE:	As indicated
DWG NO.	S-020.00

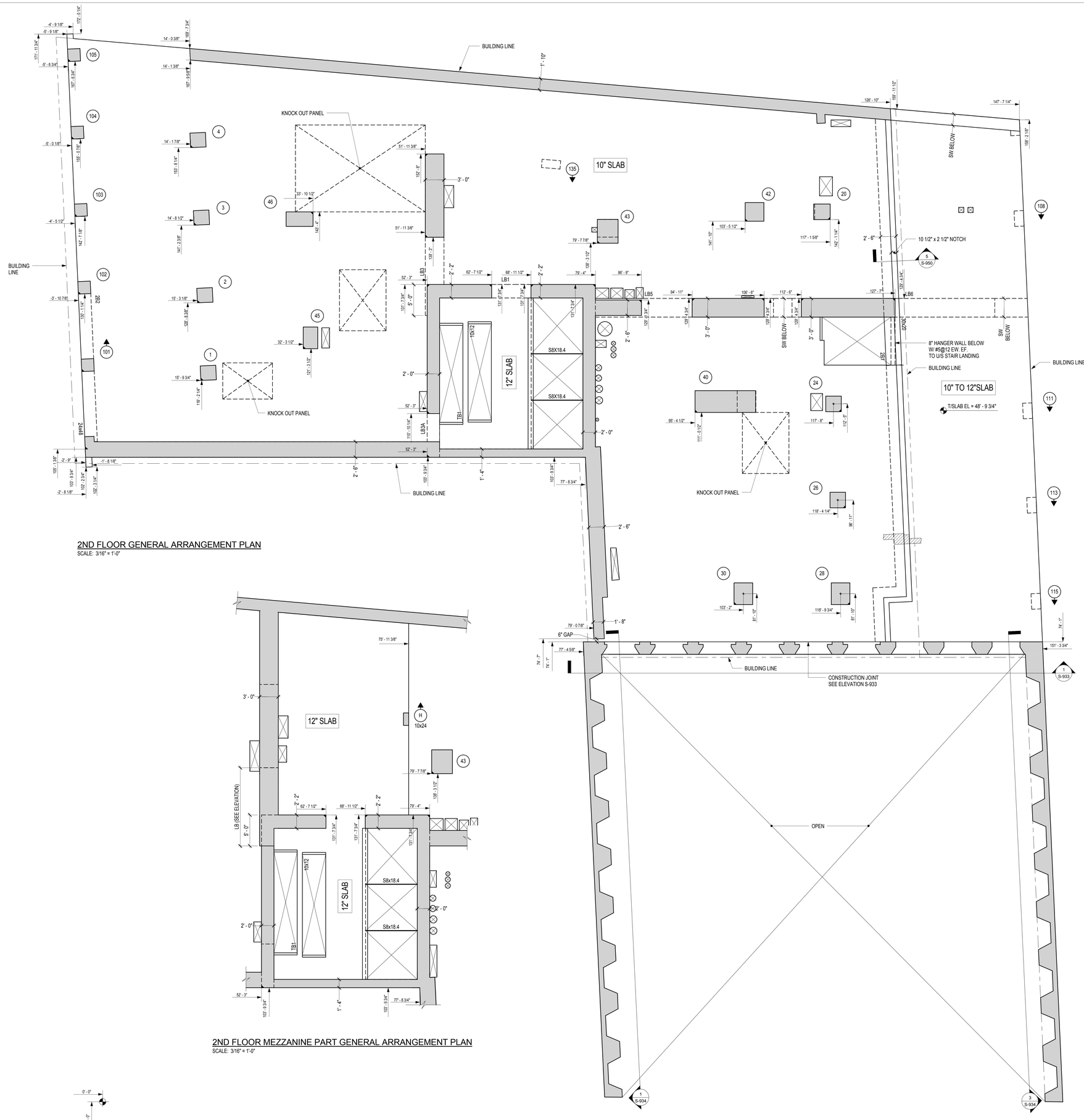

2ND FLOOR GENERAL ARRANGEMENT PLAN
SCALE: 3/16" = 1'-0"

2ND FLOOR MEZZANINE PART GENERAL ARRANGEMENT PLAN
SCALE: 3/16" = 1'-0"

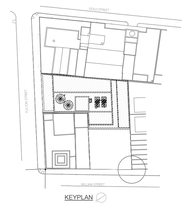

KEY PLAN

NOTES:

Number:	Date:	Revision:
4	09/22/2017	ISSUED TO DOB
3	08/21/2017	ASI-008
2	06/14/2017	100% CD
1	03/31/2017	95% CD

Project:
130 WILLIAM STREET
130 WILLIAM STREET
NEW YORK, NY 10038

Client:
THE LIGHTSTONE GROUP
130 WILLIAM STREET PROPERTY OWNER LLC
460 PARK AVE, 13TH FLOOR
NEW YORK, NY 10022
(212) 616-9971

Architect:
HILL | WEST ARCHITECTS
11 BROADWAY
17TH FLOOR
NEW YORK, NY 10004
T. 212 213 8007

Creative Director
Adjaye Associates
415 Broadway, 3rd Fl.
New York, NY 10013
(212) 965-8477

Building Structures:
McNamara Salvia
62 West 45th Street, 11th Fl.
New York, NY 10036
(212) 246-9800

MEP Engineer:
Ventrop ECG, LLC
365 W 34th Street, 3rd Fl.
New York, NY 10001
(212) 244-5060

Exterior Facade Consultant:
Gilsanz Murray Steficek, LLP
129 West 27th Street, 5th Fl.
New York, NY 10001
(212) 254-0030

Landscape Architect:
Weintraub Diaz, LLC
19 New Street
Nyack, NY 10960
(845) 353-2500

Civil Engineer & Acoustic Consultant:
AKRF Engineering PC
440 Park Avenue South, 7th Fl.
New York, NY 10016
(646) 388-9829

IT & Security Consultant:
Anj Communications
133 Sunny Ridge Road
Harrison, New York 10528
(914) 967-1967

Pool Consultant:
Integrated Aquatics Engineering, Inc.
75 Shewell Ave
Doylestown, PA 18901
(215) 230-8623

Elevator Consultant:
Jenkins and Huntington
1251 Avenue of the Americas
New York, NY 10020
(212)-696-1818

DOB STAMPS & SIGNATURES:

DWG TITLE:
2ND FLOOR GENERAL ARRANGEMENT PLAN

NB#121192903

SEAL & SIGNATURE:

DATE:	03/31/2017
PROJECT #:	16118.00
SCALE:	3/16" = 1'-0"
DWG NO.	S-021.00

Clara Gomez
APPROVED
Under Directive 2 of 1975
Date: 11/06/2017
NYC Development Hub

DEPT OF BLDGS 121192903 Job Number
ES9449290360 Scan Code

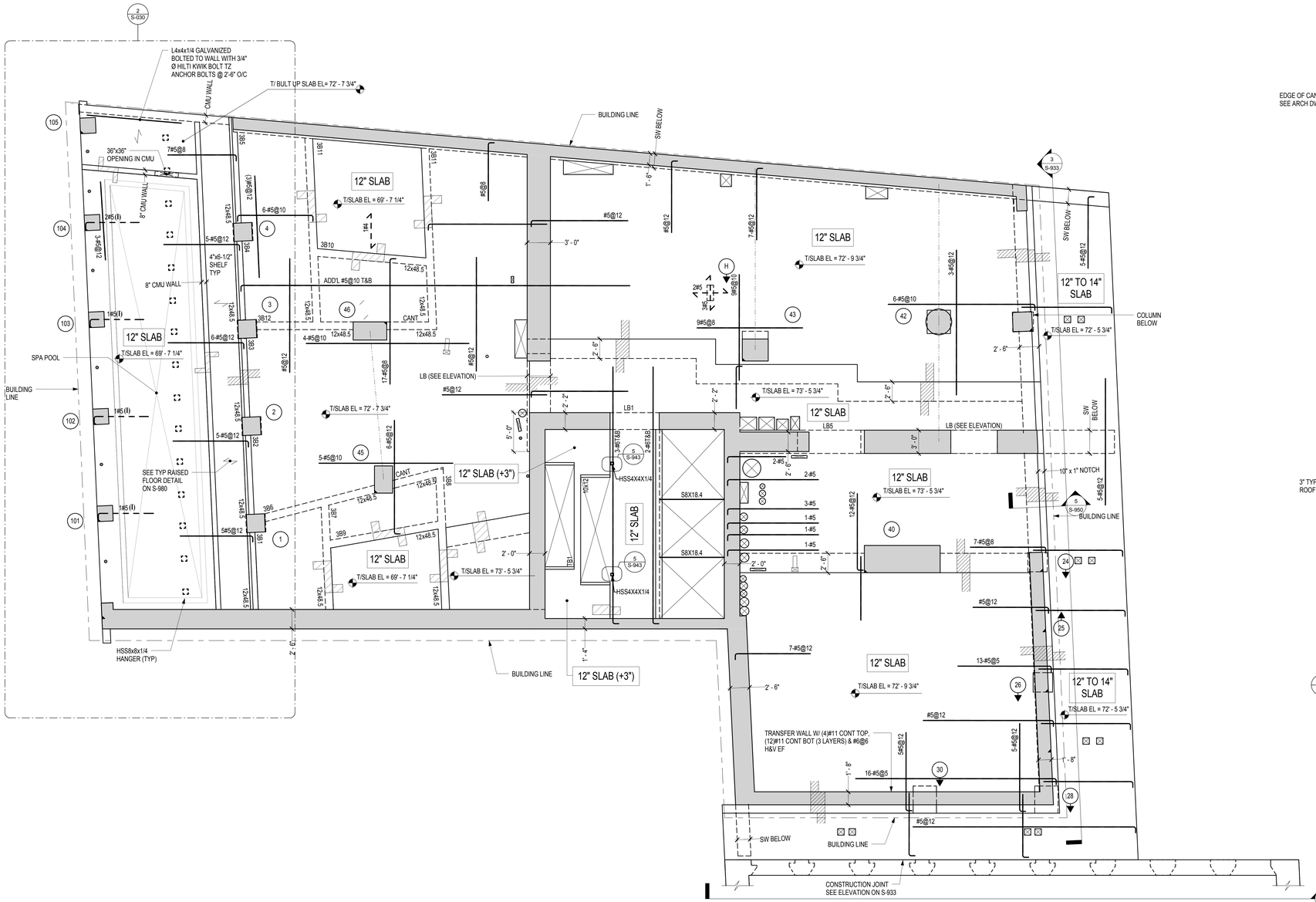

3RD FLOOR FRAMING PLAN

SCALE: 3/16" = 1'-0"

FLOOR	T/SLAB ELEVATION, UNO
3RD FLOOR	+73' - 5 3/4"

FLOOR TYPE	CONC STRENGTH	TYPICAL REINF	COMMENTS
10" SLAB	f`c = 8600 psi	#5@8 CONT TOP & BOT EW	
12" SLAB	f`c = 8600 psi	#5@10 CONT BOT EW, #5@8 CONT TOP EW	
12" TO 14" SLAB	f`c = 8600 psi	#5@10 CONT BOT EW, #5@8 CONT TOP EW	

NOTES:
1. FOR BALANCE OF NOTES SEE SHEET S-010
2. [X' - X"] INDICATES TOP OF STEAL BEAM MESURED FROM TOP OF SLAB

CONCRETE BEAM SCHEDULE

MARK	SIZE (WXD)	REINFORCING: CONTINUOUS BOTTOM	REINFORCING: CONTINUOUS TOP	REINFORCING: ADDITIONAL TOP	STIRRUPS: SIZE	STIRRUPS: TYPE	STIRRUPS: SPACING (in)	REMARKS
3B1	12x48.5	2-#11	2-#9	-	#4	Type 2	8	Provide skin Reinf. #5@10 E.F
3B2	12x48.5	2-#11	2-#9	-	#4	Type 2	8	Provide skin Reinf. #5@10 E.F
3B3	12x48.5	2-#11	2-#9	-	#4	Type 2	8	Provide skin Reinf. #5@10 E.F
3B4	12x48.5	2-#11	2-#9	-	#4	Type 2	8	Provide skin Reinf. #5@10 E.F
3B5	12x48.5	2-#11	2-#9	-	#4	Type 2	8	Provide skin Reinf. #5@10 E.F
3B6	12x48.5	2-#11	2-#9	2-#11 (2nd Layer at C45)	#4	Type 2	8	Provide skin Reinf. #5@10 E.F
3B7	12x48.5	2-#11	2-#9	-	#4	Type 2	8	Provide skin Reinf. #5@10 E.F
3B8	12x48.5	2-#11	2-#9	-	#4	Type 2	8	Provide skin Reinf. #5@10 E.F
3B9	12x48.5	2-#11	2-#9	-	#4	Type 2	8	Provide skin Reinf. #5@10 E.F
3B10	12x48.5	2-#11	2-#9	-	#4	Type 2	8	Provide skin Reinf. #5@10 E.F
3B11	12x48.5	2-#11	2-#9	-	#4	Type 2	8	Provide skin Reinf. #5@10 E.F
3B12	12x48.5	3-#11	2-#9	3-#11 (2nd Layer at C46)	#4	Type 2	8	Provide skin Reinf. #5@10 E.F

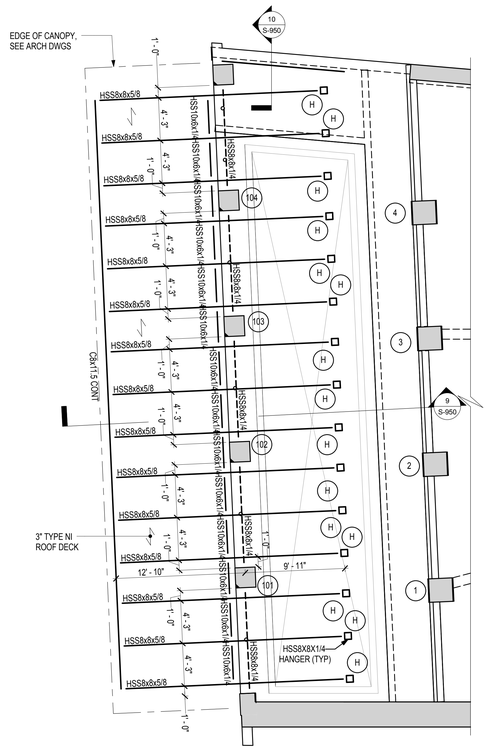

2 S-030 3RD FLOOR NORTH CANOPY PART PLAN
SCALE: 3/16" = 1'-0"

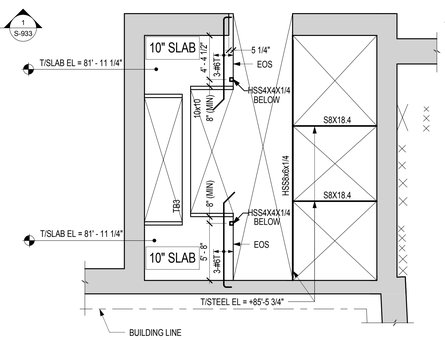

3 S-030 3RD FLOOR INTERMEDIATE LANDING FRAMING PLAN
SCALE: 3/16" = 1'-0"

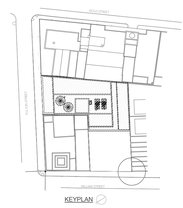

KEY PLAN

NOTES:

Number:	Date:	Revision:
10	09/22/2017	ISSUED TO DOB
9	08/21/2017	ASI-008
8	06/14/2017	100% CD
7	03/31/2017	95% CD
6	01/20/2017	80% CD
5	01/06/2017	HUB SUBMISSION
4	11/11/2016	CORE AND SHELL BLY SET
3	10/01/2016	CORE AND SHELL BD SET
2	07/06/2016	ISSUED TO DOB
1	06/20/2016	100% DD SUBMISSION

Project:
130 WILLIAM STREET
130 WILLIAM STREET
NEW YORK, NY 10038

Client:
THE LIGHTSTONE GROUP
130 WILLIAM STREET PROPERTY OWNER LLC
460 PARK AVE, 13TH FLOOR
NEW YORK, NY 10022
(212) 616-9971

Architect:
HILL | WEST ARCHITECTS
11 BROADWAY
17TH FLOOR
NEW YORK, NY 10004
T. 212 213 8007

Creative Director
Adjaye Associates
415 Broadway, 3rd Fl.
New York, NY 10013
(212) 965-8477

Building Structures:
McNamara Salvia
62 West 45th Street, 11th Fl.
New York, NY 10036
(212) 246-9800

MEP Engineer:
Ventrop ECG, LLC
365 W 34th Street, 3rd Fl.
New York, NY 10001
(212) 244-5060

Exterior Facade Consultant:
Gilsanz Murray Steficek, LLP
129 West 27th Street, 5th Fl.
New York, NY 10001
(212) 254-0030

Landscape Architect:
Weintraub Diaz, LLC
19 New Street
Nyack, NY 10960
(845) 353-2500

Civil Engineer & Acoustic Consultant:
AKRF Engineering PC
440 Park Avenue South, 7th Fl.
New York, NY 10016
(646) 388-9829

IT & Security Consultant:
Anj Communications
133 Sunny Ridge Road
Harrison, New York 10528
(914) 967-1967

Pool Consultant:
Integrated Aquatics Engineering, Inc.
75 Shewell Ave
Doylestown, PA 18901
(215) 230-8623

Elevator Consultant:
Jenkins and Huntington
1251 Avenue of the Americas
New York, NY 10020
(212)-696-1818

DOB STAMPS & SIGNATURES:

STATE OF NEW YORK — MARK A. SULLIVAN — 093540 — LICENSED PROFESSIONAL ENGINEER

DWG TITLE:
3RD CONSTRUCTION FLOOR FRAMING PLAN
(8TH MARKETING FLOOR)

NB#121192903

SEAL & SIGNATURE:

DATE:	03/31/2017
PROJECT #:	16118.00
SCALE:	3/16" = 1'-0"
DWG NO.	S-030.00

ClaraGomez — APPROVED — Under Directive 1 of 1975 — Date: 11/06/2017 — NYC Development Hub

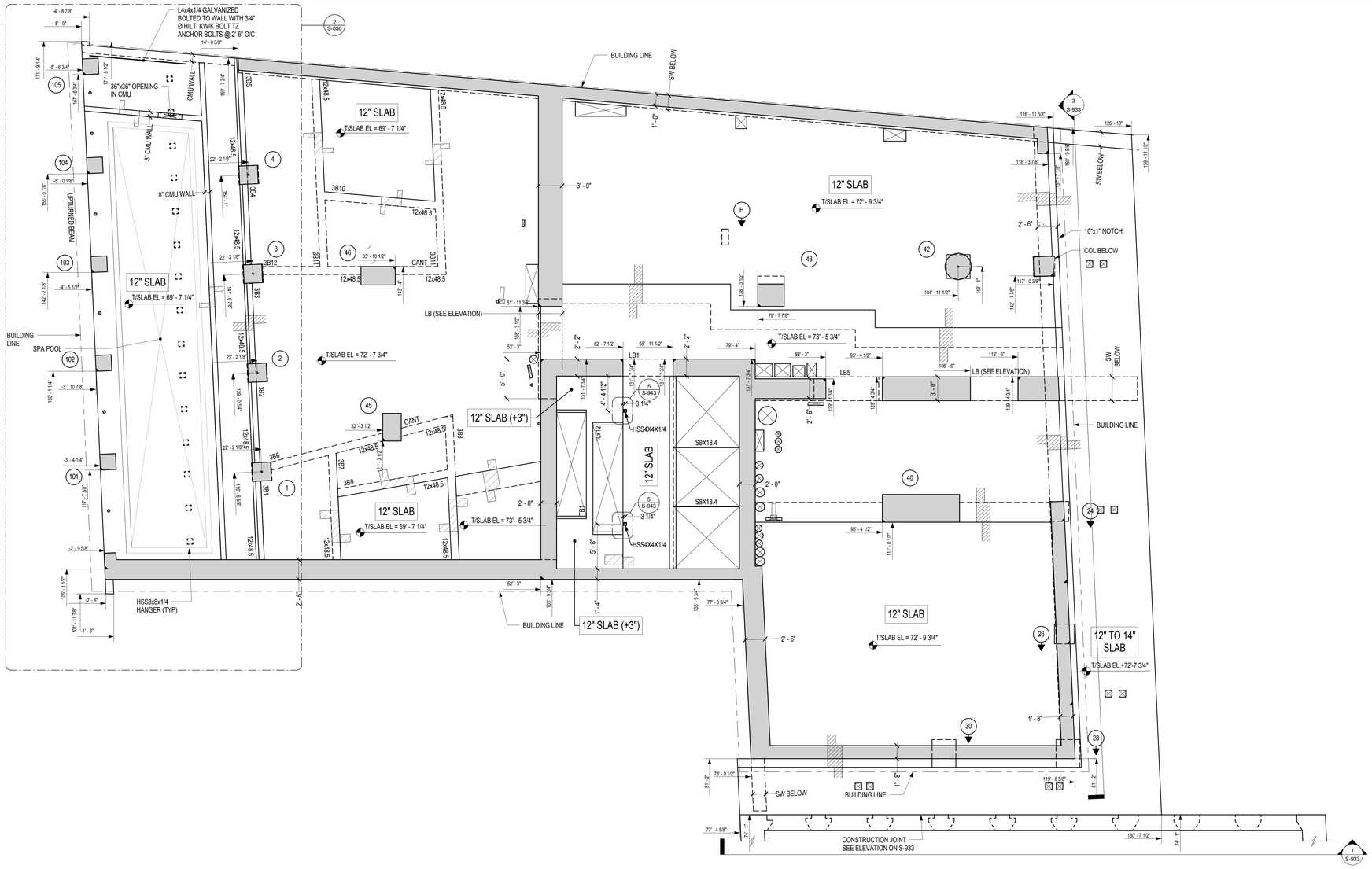

3RD FLOOR GENERAL ARRANGEMENT PLAN

SCALE: 3/16" = 1'-0"

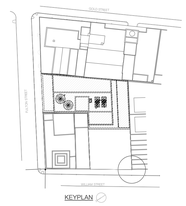

KEY PLAN

NOTES:

Number:	Date:	Revision:
4	09/22/2017	ISSUED TO DOB
3	08/21/2017	ASI-008
2	06/14/2017	100% CD
1	03/31/2017	95% CD

Project:

130 WILLIAM STREET
130 WILLIAM STREET
NEW YORK, NY 10038

Client:

THE LIGHTSTONE GROUP
130 WILLIAM STREET PROPERTY OWNER LLC
460 PARK AVE, 13TH FLOOR
NEW YORK, NY 10022
(212) 616-9971

Architect:

HILL | WEST ARCHITECTS
11 BROADWAY
17TH FLOOR
NEW YORK, NY 10004
T. 212 213 8007

Creative Director
Adjaye Associates
415 Broadway, 3rd Fl.
New York, NY 10013
(212) 965-8477

Building Structures:
McNamara Salvia
62 West 45th Street, 11th Fl.
New York, NY 10036
(212) 246-9800

MEP Engineer:
Ventrop ECG, LLC
365 W 34th Street, 3rd Fl.
New York, NY 10001
(212) 244-5060

Exterior Facade Consultant:
Gilsanz Murray Steficek, LLP
129 West 27th Street, 5th Fl.
New York, NY 10001
(212) 254-0030

Landscape Architect:
Weintraub Diaz, LLC
19 New Street
Nyack, NY 10960
(845) 353-2500

Civil Engineer & Acoustic Consultant:
AKRF Engineering PC
440 Park Avenue South, 7th Fl.
New York, NY 10016
(646) 388-9829

IT & Security Consultant:
Anj Communications
133 Sunny Ridge Road
Harrison, New York 10528
(914) 967-1967

Pool Consultant:
Integrated Aquatics Engineering, Inc.
75 Shewell Ave
Doylestown, PA 18901
(215) 230-8623

Elevator Consultant:
Jenkins and Huntington
1251 Avenue of the Americas
New York, NY 10020
(212)-696-1818

DOB STAMPS & SIGNATURES:

DWG TITLE:

3RD CONSTRUCTION FLOOR GENERAL ARRANGEMENT PLAN (8TH MARKETING FLOOR)

NB#121192903

SEAL & SIGNATURE:

DATE:	03/31/2017
PROJECT #:	16118.00
SCALE:	3/16" = 1'-0"
DWG NO.	S-031.00

Clara Gomez
APPROVED
Under Directive 2 of 1975
Date: 11/06/2017
NYC Development Hub

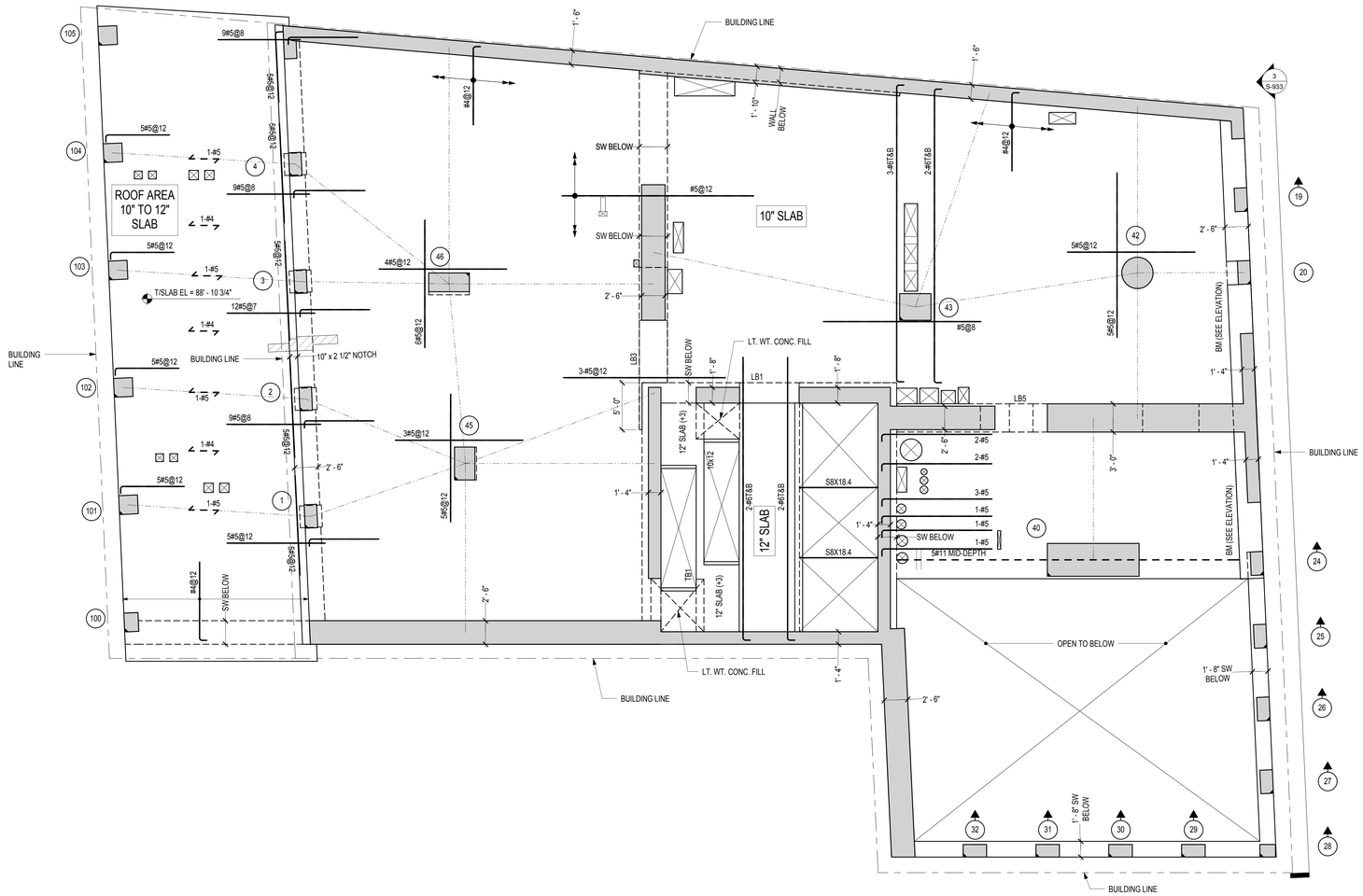

4TH FLOOR FRAMING PLAN

SCALE: 3/16" = 1'-0"

FLOOR	T/SLAB ELEVATION, UNO
4TH FLOOR	+89' - 10 3/4"

FLOOR TYPE	CONC STRENGTH	TYPICAL REINF	COMMENTS
10" SLAB	f'c= 8600 psi	#4@10 CONT BOT EW, #4@8 CONT TOP EW	
12" SLAB	f'c= 8600 psi	#5@10 CONT BOT EW, #4@8 CONT TOP EW	
10" TO 12" SLAB	f'c= 8600 psi	#4@10 CONT BOT EW, #4@8 CONT TOP EW	

NOTES:
1. FOR BALANCE OF NOTES SEE SHEET S-010
2. [X' - X"] INDICATES TOP OF STEEL BEAM MEASURED FROM TOP OF SLAB

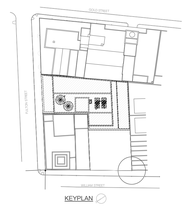

KEY PLAN

NOTES:

Number:	Date:	Revision:
10	09/22/2017	ISSUED TO DOB
9	08/21/2017	AS-008
8	06/14/2017	100% CD
7	03/31/2017	95% CD
6	01/20/2017	80% CD
5	01/06/2017	HUB SUBMISSION
4	11/11/2016	CORE AND SHELL BUY SET
3	10/07/2016	CORE AND SHELL BID SET
2	07/06/2016	ISSUED TO DOB
1	06/20/2016	100% DD SUBMISSION

Project:
130 WILLIAM STREET
130 WILLIAM STREET
NEW YORK, NY 10038

Client:
THE LIGHTSTONE GROUP
130 WILLIAM STREET PROPERTY OWNER LLC
460 PARK AVE, 13TH FLOOR
NEW YORK, NY 10022
(212) 616-9971

Architect:
HILL | WEST
ARCHITECTS
11 BROADWAY
17TH FLOOR
NEW YORK, NY 10004
T. 212 213 8007

Creative Director
Adjaye Associates
415 Broadway, 3rd Fl.
New York, NY 10013
(212) 965-8477

Building Structures:
McNamara Salvia
62 West 45th Street, 11th Fl.
New York, NY 10036
(212) 246-9800

MEP Engineer:
Ventrop ECG, LLC
365 W 34th Street, 3rd Fl.
New York, NY 10001
(212) 244-5060

Exterior Facade Consultant:
Gilsanz Murray Steficek, LLP
129 West 27th Street, 5th Fl.
New York, NY 10001
(212) 254-0030

Landscape Architect:
Weintraub Diaz, LLC
19 New Street
Nyack, NY 10960
(845) 353-2500

Civil Engineer & Acoustic Consultant:
AKRF Engineering PC
440 Park Avenue South, 7th Fl.
New York, NY 10016
(646) 388-9829

IT & Security Consultant:
Anj Communications
133 Sunny Ridge Road
Harrison, New York 10528
(914) 967-1967

Pool Consultant:
Integrated Aquatics Engineering, Inc.
75 Shewell Ave
Doylestown, PA 18901
(215) 230-8623

Elevator Consultant:
Jenkins and Huntington
1251 Avenue of the Americas
New York, NY 10020
(212)-696-1818

DOB STAMPS & SIGNATURES:

DWG TITLE:
4TH CONSTRUCTION FLOOR FRAMING PLAN
(9TH MARKETING FLOOR)
NB#121192903

SEAL & SIGNATURE:

DATE:	03/31/2017
PROJECT #:	16118.00
SCALE:	As indicated
DWG NO.	S-040.00

Clara Gomez
APPROVED
Under Directive 2 of 1975
Date: 11/06/2017
NYC Development Hub

DEPT OF BLDGS 121192903 Job Number
ES903412702 Scan Code

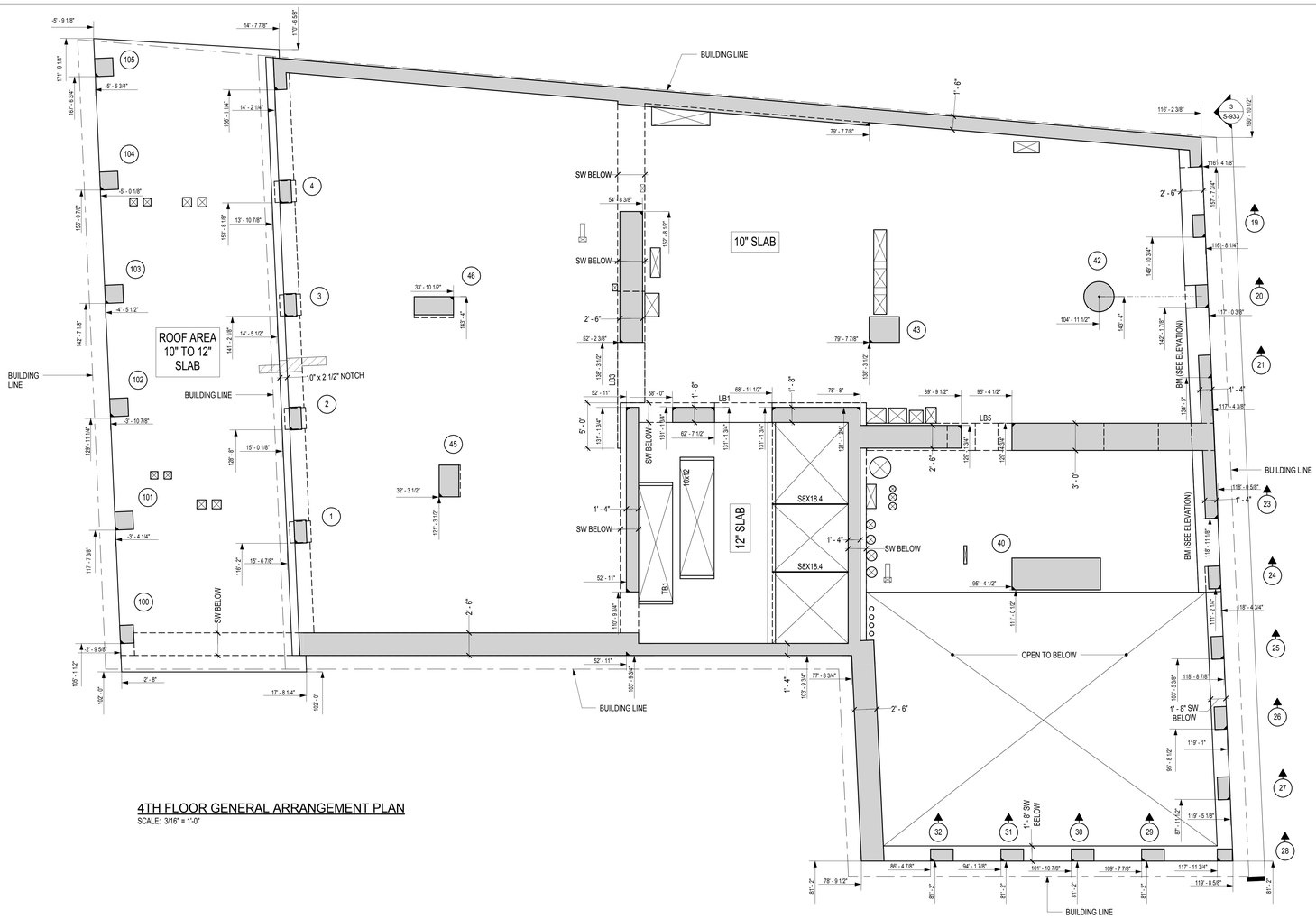

4TH FLOOR GENERAL ARRANGEMENT PLAN
SCALE: 3/16" = 1'-0"

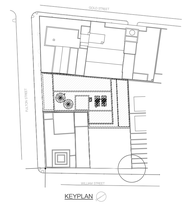

KEY PLAN

NOTES:

Number:	Date:	Revision:
4	09/22/2017	ISSUED TO DOB
3	08/21/2017	ASI-008
2	06/14/2017	100% CD
1	03/31/2017	95% CD

Project:
130 WILLIAM STREET
130 WILLIAM STREET
NEW YORK, NY 10038

Client:
THE LIGHTSTONE GROUP
130 WILLIAM STREET PROPERTY OWNER LLC
460 PARK AVE, 13TH FLOOR
NEW YORK, NY 10022
(212) 616-9971

Architect:
HILL | WEST
ARCHITECTS
11 BROADWAY
17TH FLOOR
NEW YORK, NY 10004
T. 212 213 8007

Creative Director
Adjaye Associates
415 Broadway, 3rd Fl.
New York, NY 10013
(212) 965-8477

Building Structures:
McNamara Salvia
62 West 45th Street, 11th Fl.
New York, NY 10036
(212) 246-9800

MEP Engineer:
Ventrop ECG, LLC
365 W 34th Street, 3rd Fl.
New York, NY 10001
(212) 244-5060

Exterior Facade Consultant:
Gilsanz Murray Steficek, LLP
129 West 27th Street, 5th Fl.
New York, NY 10001
(212) 254-0030

Landscape Architect:
Weintraub Diaz, LLC
19 New Street
Nyack, NY 10960
(845) 353-2500

Civil Engineer & Acoustic Consultant:
AKRF Engineering PC
440 Park Avenue South, 7th Fl.
New York, NY 10016
(646) 388-9829

IT & Security Consultant:
Anj Communications
133 Sunny Ridge Road
Harrison, New York 10528
(914) 967-1967

Pool Consultant:
Integrated Aquatics Engineering, Inc.
75 Shewell Ave
Doylestown, PA 18901
(215) 230-8623

Elevator Consultant:
Jenkins and Huntington
1251 Avenue of the Americas
New York, NY 10020
(212)-696-1818

DOB STAMPS & SIGNATURES:

DWG TITLE:
4TH CONSTRUCTION FLOOR GENERAL ARRANGEMENT PLAN (9TH MARKETING FLOOR)
NB#121192903

SEAL & SIGNATURE:

DATE:	03/31/2017
PROJECT #:	16118.00
SCALE:	3/16" = 1'-0"
DWG NO.	S-041.00

ClaraGomez
APPROVED
Under Directive 2 of 1975
Date: 11/06/2017
NYC Development Hub

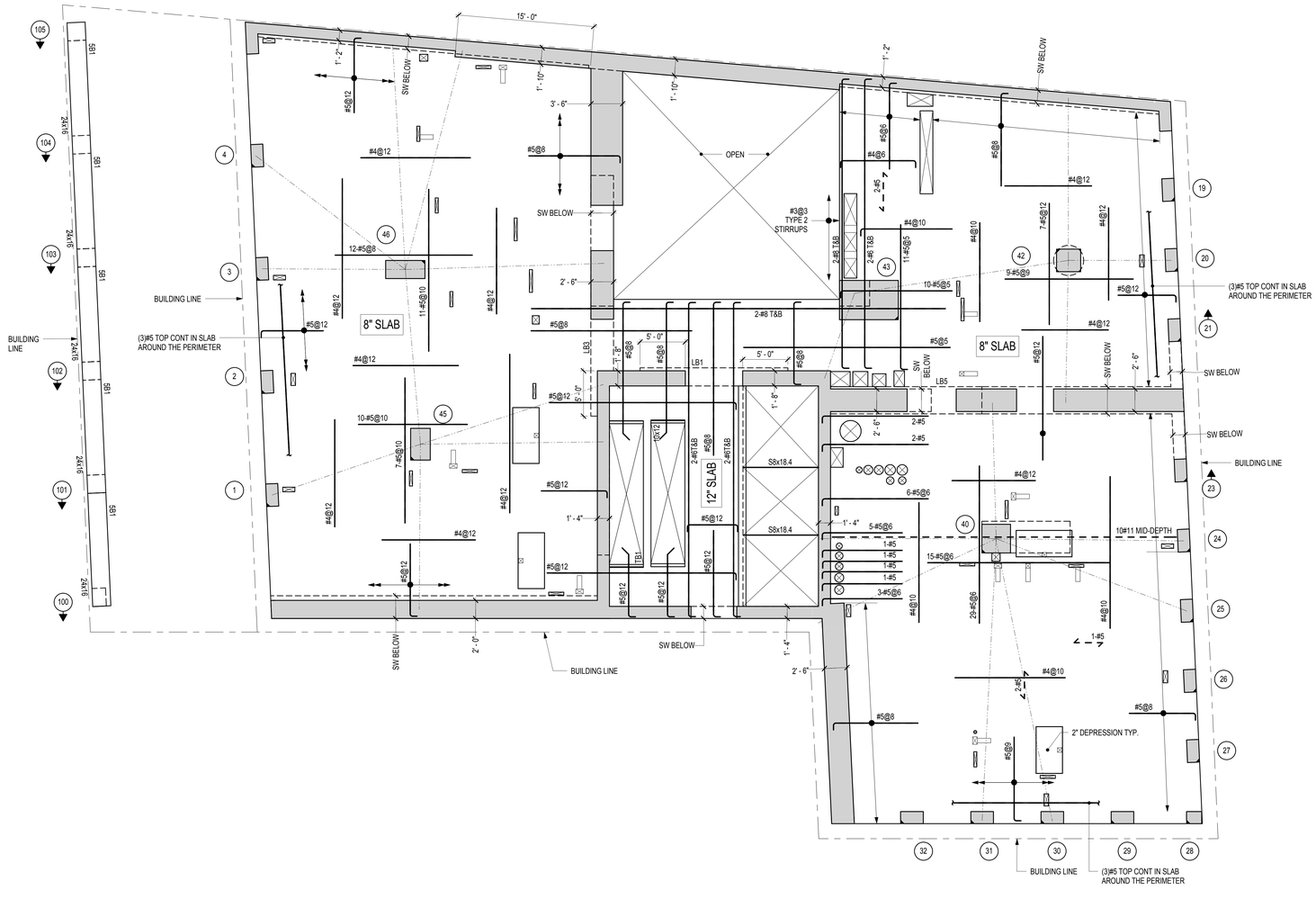

5TH FLOOR FRAMING PLAN

SCALE: 3/16" = 1'-0"

FLOOR	T/SLAB ELEVATION, UNO
5TH FLOOR	+102' - 4 3/4"

FLOOR TYPE	CONC STRENGTH	TYPICAL REINF	COMMENTS
8" SLAB	f'c= 8600 psi	#4@12 CONT BOT EW	
12" SLAB	f'c= 8600 psi	#5@12 CONT BOT EW	

CONCRETE BEAM SCHEDULE

MARK	SIZE	REINFORCING			STIRRUPS OR TIES			REMARKS
	(WXD)	CONTINUOUS BOTTOM	CONTINUOUS TOP	ADDITIONAL TOP	SIZE	TYPE	SPACING	
5B1	24x16	3-#7	3-#7	-	#4	2	6	

NOTES:
1. FOR BALANCE OF NOTES SEE SHEET S-010
2. [X' - X"] INDICATES TOP OF STEEL BEAM MEASURED FROM TOP OF SLAB

Clara Gomez
APPROVED
Under Directive 2 of 1975
Date: 11/06/2017
NYC Development Hub

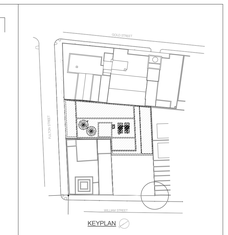

KEY PLAN

NOTES:

Number:	Date:	Revision:
9	09/22/2017	ISSUED TO DOB
8	06/14/2017	100% CD
7	03/31/2017	95% CD
6	01/20/2017	80% CD
5	01/06/2017	HUB SUBMISSION
4	11/11/2016	CORE AND SHELL BUY SET
3	10/07/2016	CORE AND SHELL BID SET
2	07/06/2016	ISSUED TO DOB
1	06/20/2016	100% DD SUBMISSION

Project:
130 WILLIAM STREET
130 WILLIAM STREET
NEW YORK, NY 10038

Client:
THE LIGHTSTONE GROUP
130 WILLIAM STREET PROPERTY OWNER LLC
460 PARK AVE, 13TH FLOOR
NEW YORK, NY 10022
(212) 616-9971

Architect:
HILL | WEST ARCHITECTS
11 BROADWAY
17TH FLOOR
NEW YORK, NY 10004
T. 212 213 8007

Creative Director
Adjaye Associates
415 Broadway, 3rd Fl.
New York, NY 10013
(212) 965-8477

Building Structures:
McNamara Salvia
62 West 45th Street, 11th Fl.
New York, NY 10036
(212) 246-9800

MEP Engineer:
Ventrop ECG, LLC
365 W 34th Street, 3rd Fl.
New York, NY 10001
(212) 244-5060

Exterior Facade Consultant:
Gilsanz Murray Steficek, LLP
129 West 27th Street, 5th Fl.
New York, NY 10001
(212) 254-0030

Landscape Architect:
Weintraub Diaz, LLC
19 New Street
Nyack, NY 10960
(845) 353-2500

Civil Engineer & Acoustic Consultant:
AKRF Engineering PC
440 Park Avenue South, 7th Fl.
New York, NY 10016
(646) 388-9829

IT & Security Consultant:
Anj Communications
133 Sunny Ridge Road
Harrison, New York 10528
(914) 967-1967

Pool Consultant:
Integrated Aquatics Engineering, Inc.
75 Shewell Ave
Doylestown, PA 18901
(215) 230-8623

Elevator Consultant:
Jenkins and Huntington
1251 Avenue of the Americas
New York, NY 10020
(212)-696-1818

DOB STAMPS & SIGNATURES:

DWG TITLE:
5TH CONSTRUCTION FLOOR FRAMING PLAN
(11TH MARKETING FLOOR)
NB#121192903

SEAL & SIGNATURE:

DATE:	03/31/2017
PROJECT #:	16118.00
SCALE:	As indicated
DWG NO.	S-050.00

DEPT OF BLDGS 421309825 Job Number

B2021300689 Scan Code

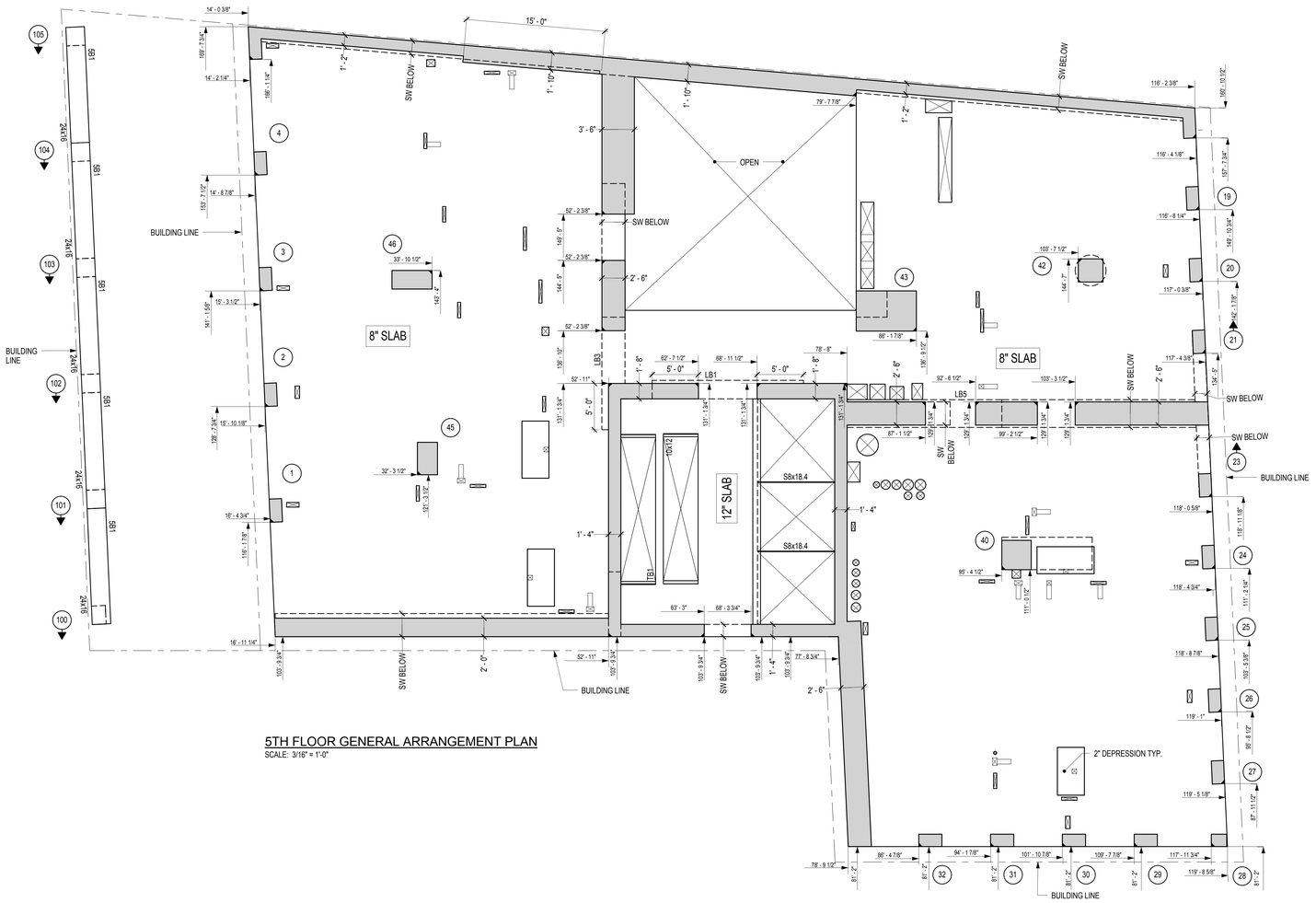

5TH FLOOR GENERAL ARRANGEMENT PLAN

SCALE: 3/16" = 1'-0"

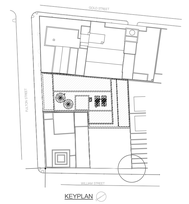

KEY PLAN

NOTES:

4	09/22/2017	ISSUED TO DOB
3	08/30/2017	ASI – LINK BEAM REVISIONS
2	06/14/2017	100% CD
1	03/31/2017	95% CD
Number:	Date:	Revision:

Project:

130 WILLIAM STREET
130 WILLIAM STREET
NEW YORK, NY 10038

Client:
THE LIGHTSTONE GROUP
130 WILLIAM STREET PROPERTY OWNER LLC
460 PARK AVE, 13TH FLOOR
NEW YORK, NY 10022
(212) 616-9971

Architect:
HILL | WEST ARCHITECTS
11 BRODAWAY
17TH FLOOR
NEW YORK, NY 10004
T. 212 213 8007

Creative Director
Adjaye Associates
415 Broadway, 3rd Fl.
New York, NY 10013
(212) 965-8477

Building Structures:
McNamara Salvia
62 West 45th Street, 11th Fl.
New York, NY 10036
(212) 246-9800

MEP Engineer:
Ventrop ECG, LLC
365 W 34th Street, 3rd Fl.
New York, NY 10001
(212) 244-5060

Exterior Facade Consultant:
Gilsanz Murray Steficek, LLP
129 West 27th Street, 5th Fl.
New York, NY 10001
(212) 254-0030

Landscape Architect:
Weintraub Diaz, LLC
19 New Street
Nyack, NY 10960
(845) 353-2500

Civil Engineer & Acoustic Consultant:
AKRF Engineering PC
440 Park Avenue South, 7th Fl.
New York, NY 10016
(646) 388-9829

IT & Security Consultant:
Anj Communications
133 Sunny Ridge Road
Harrison, New York 10528
(914) 967-1967

Pool Consultant:
Integrated Aquatics Engineering, Inc.
75 Shewell Ave
Doylestown, PA 18901
(215) 230-8623

Elevator Consultant:
Jenkins and Huntington
1251 Avenue of the Americas
New York, NY 10020
(212)-696-1818

DOB STAMPS & SIGNATURES:

DWG TITLE:

5TH CONSTRUCTION FLOOR GENERAL ARRANGEMENT PLAN (11TH MARKETING FLOOR)

NB#121192903

SEAL & SIGNATURE:

DATE:	03/31/2017
PROJECT #:	16118.00
SCALE:	3/16" = 1'-0"
DWG NO.	S-051.00

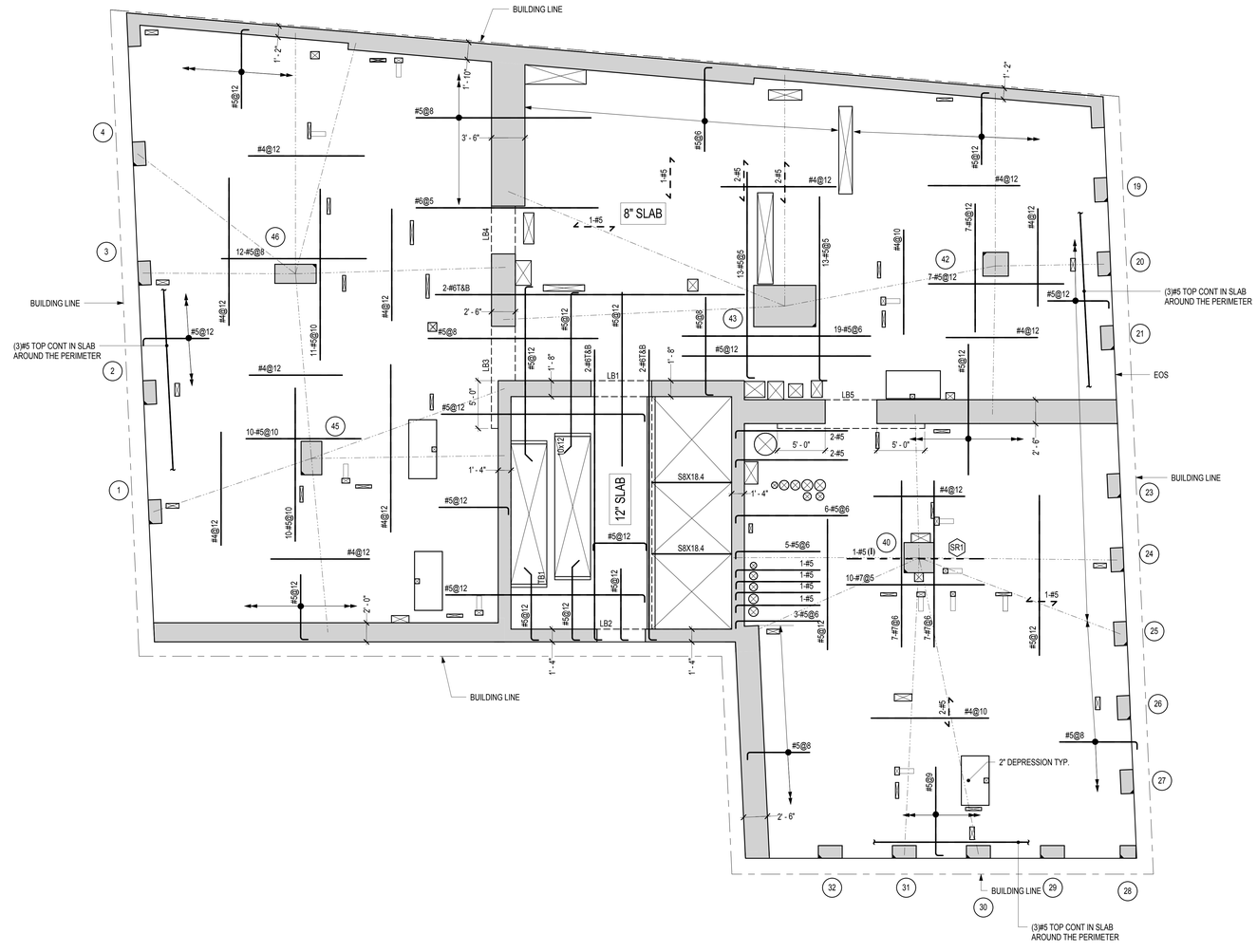

6TH FLOOR PART FRAMING PLAN

SCALE: 3/16" = 1'-0"

FLOOR	T/SLAB ELEVATION, UNO
6TH FLOOR	+113' - 0 3/4"

FLOOR TYPE	CONC STRENGTH	TYPICAL REINF	COMMENTS
8" SLAB	f'c= 8600 psi	#4@12 CONT BOT EW	
12" SLAB	f'c= 8600 psi	#5@12 CONT BOT EW	

NOTES:
1. FOR BALANCE OF NOTES SEE SHEET S-010
2. [X' - X"] INDICATES TOP OF STEEL BEAM MEASURED FROM TOP OF SLAB

Clara Gomez
APPROVED
Under Directive 2 of 1975
Date: 11/06/2017
NYC Development Hub

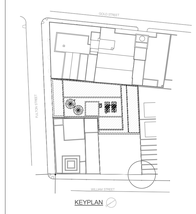

KEY PLAN

NOTES:

Number:	Date:	Revision:
3	09/22/2017	ISSUED TO DOB
2	06/14/2017	100% CD
1	03/31/2017	95% CD

Project:
130 WILLIAM STREET
130 WILLIAM STREET
NEW YORK, NY 10038

Client:
THE LIGHTSTONE GROUP
130 WILLIAM STREET PROPERTY OWNER LLC
460 PARK AVE, 13TH FLOOR
NEW YORK, NY 10022
(212) 616-9971

Architect:
HILL | WEST ARCHITECTS
11 BROADWAY
17TH FLOOR
NEW YORK, NY 10004
T. 212 213 8007

Creative Director
Adjaye Associates
415 Broadway, 3rd Fl.
New York, NY 10013
(212) 965-8477

Building Structures:
McNamara Salvia
62 West 45th Street, 11th Fl.
New York, NY 10036
(212) 246-9800

MEP Engineer:
Ventrop ECG, LLC
365 W 34th Street, 3rd Fl.
New York, NY 10001
(212) 244-5060

Exterior Facade Consultant:
Gilsanz Murray Steficek, LLP
129 West 27th Street, 5th Fl.
New York, NY 10001
(212) 254-0030

Landscape Architect:
Weintraub Diaz, LLC
19 New Street
Nyack, NY 10960
(845) 353-2500

Civil Engineer & Acoustic Consultant:
AKRF Engineering PC
440 Park Avenue South, 7th Fl.
New York, NY 10016
(646) 388-9829

IT & Security Consultant:
Anj Communications
133 Sunny Ridge Road
Harrison, New York 10528
(914) 967-1967

Pool Consultant:
Integrated Aquatics Engineering, Inc.
75 Shewell Ave
Doylestown, PA 18901
(215) 230-8623

Elevator Consultant:
Jenkins and Huntington
1251 Avenue of the Americas
New York, NY 10020
(212)-696-1818

DOB STAMPS & SIGNATURES:

DWG TITLE:
6TH CONSTRUCTION FLOOR FRAMING PLAN
(12TH MARKETING FLOOR)
NB#121192903

SEAL & SIGNATURE:

DATE:	03/31/2017
PROJECT #:	16118.00
SCALE:	As indicated
DWG NO.	S-060.00

DEPT OF BLDGS 121192903 Job Number
E3895653084 Scan Code

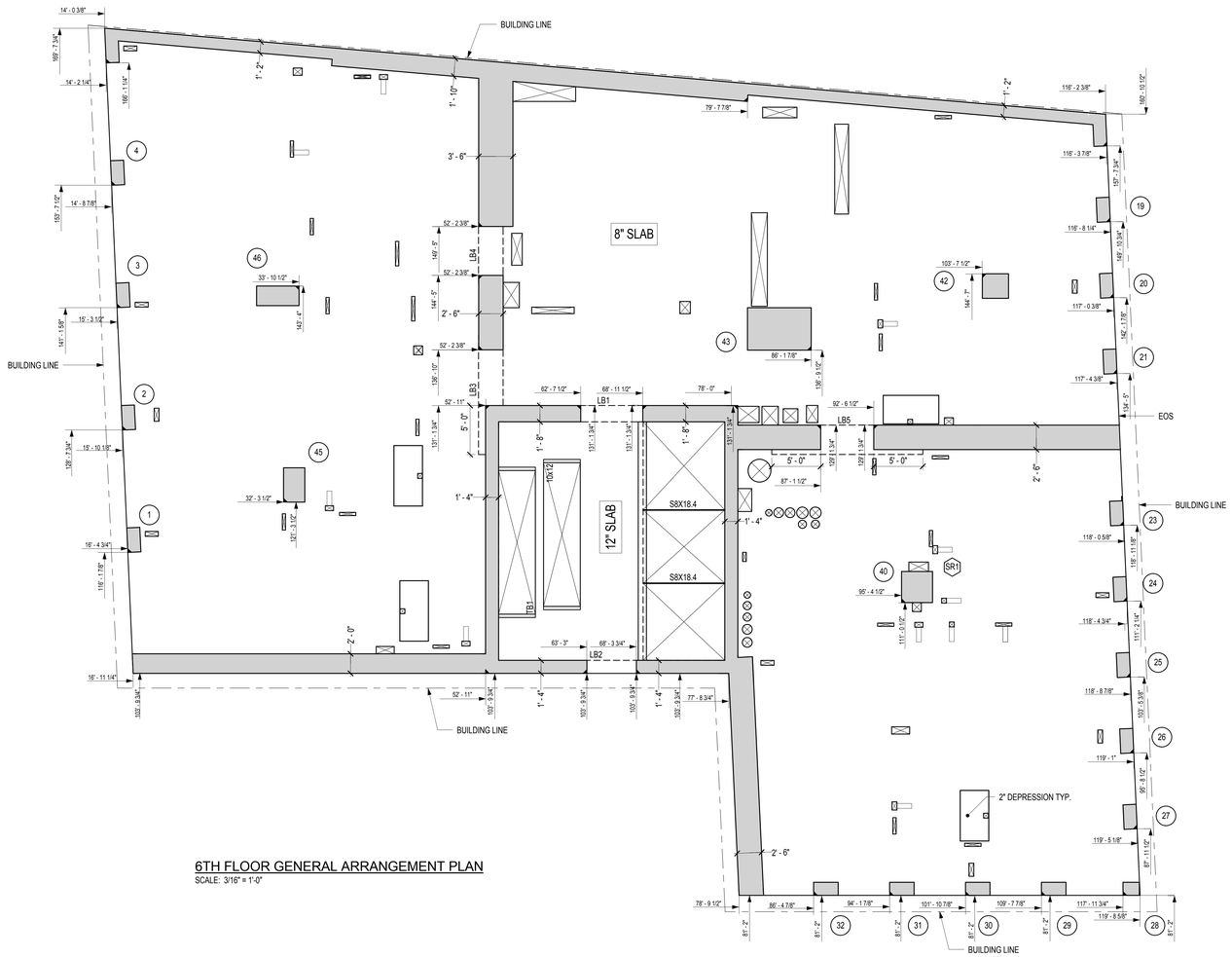

6TH FLOOR GENERAL ARRANGEMENT PLAN

SCALE: 3/16" = 1'-0"

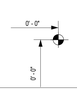

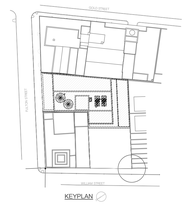

KEY PLAN

NOTES:

Number:	Date:	Revision:
3	09/22/2017	ISSUED TO DOB
2	06/14/2017	100% CD
1	03/31/2017	95% CD

Project:
130 WILLIAM STREET
130 WILLIAM STREET
NEW YORK, NY 10038

Client:
THE LIGHTSTONE GROUP
130 WILLIAM STREET PROPERTY OWNER LLC
460 PARK AVE. 13TH FLOOR
NEW YORK, NY 10022
(212) 616-9971

Architect:
HILL | WEST ARCHITECTS
11 BROADWAY
17TH FLOOR
NEW YORK, NY 10004
T. 212 213 8007

Creative Director
Adjaye Associates
415 Broadway, 3rd Fl.
New York, NY 10013
(212) 965-8477

Building Structures:
McNamara Salvia
62 West 45th Street, 11th Fl.
New York, NY 10036
(212) 246-9800

MEP Engineer:
Ventrop ECG, LLC
365 W 34th Street, 3rd Fl.
New York, NY 10001
(212) 244-5060

Exterior Facade Consultant:
Gilsanz Murray Steficek, LLP
129 West 27th Street, 5th Fl.
New York, NY 10001
(212) 254-0030

Landscape Architect:
Weintraub Diaz, LLC
19 New Street
Nyack, NY 10960
(845) 353-2500

Civil Engineer & Acoustic Consultant:
AKRF Engineering PC
440 Park Avenue South, 7th Fl.
New York, NY 10016
(646) 388-9829

IT & Security Consultant:
Anj Communications
133 Sunny Ridge Road
Harrison, New York 10528
(914) 967-1967

Pool Consultant:
Integrated Aquatics Engineering, Inc.
75 Shewell Ave
Doylestown, PA 18901
(215) 230-8623

Elevator Consultant:
Jenkins and Huntington
1251 Avenue of the Americas
New York, NY 10020
(212)-696-1818

DOB STAMPS & SIGNATURES:

DWG TITLE:
6TH CONSTRUCTION FLOOR GENERAL ARRANGEMENT PLAN (12TH MARKETING FLOOR)
NB#121192903

SEAL & SIGNATURE:

DATE:	03/31/2017
PROJECT #:	15118.00
SCALE:	3/16" = 1'-0"
DWG NO.	S-061.00

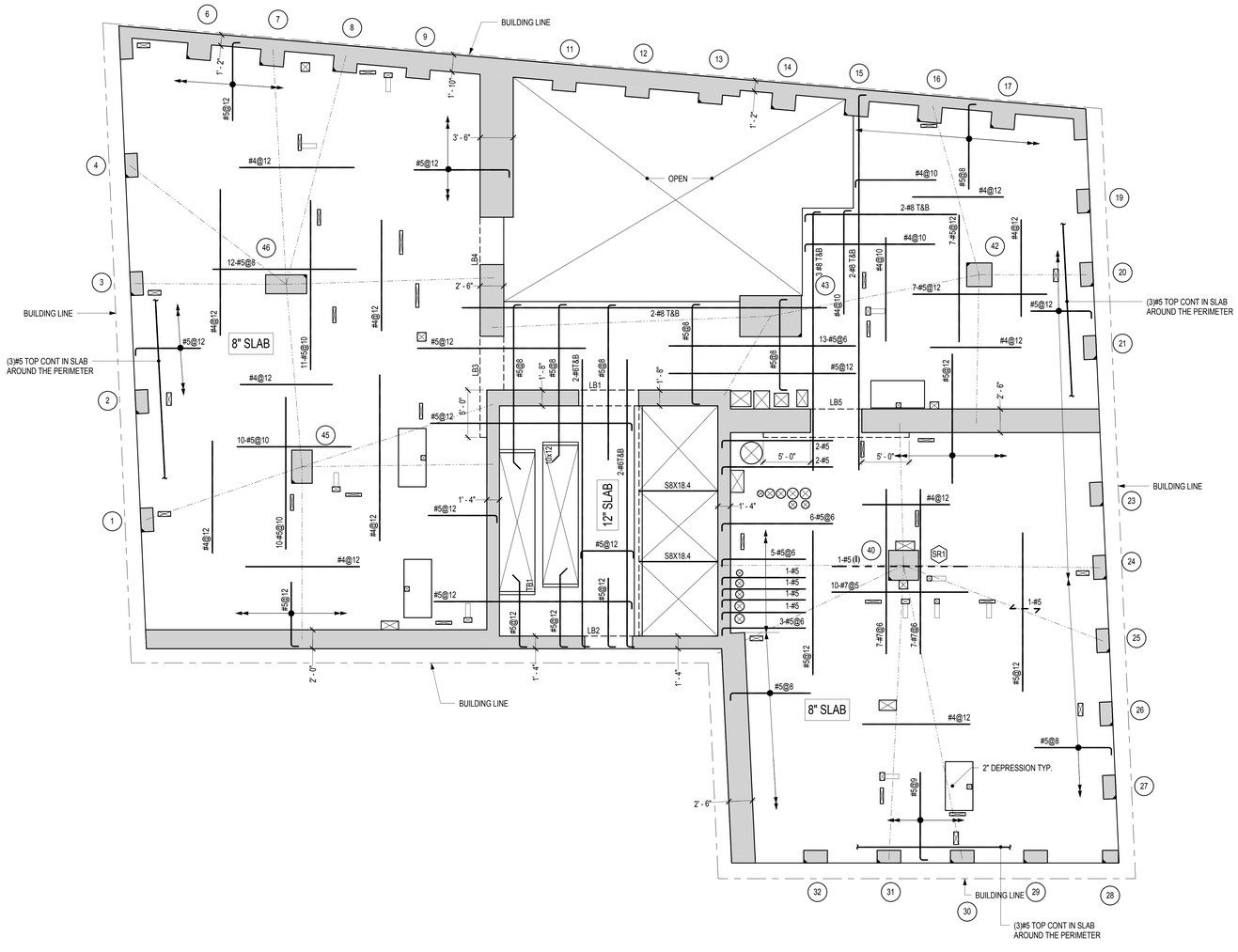

7TH & 8TH FLOOR FRAMING PLAN

SCALE: 3/16" = 1'-0"

FLOOR	T/SLAB ELEVATION, UNO
7TH FLOOR	+123' - 8 3/4"
8TH FLOOR	+134' - 4 3/4"

FLOOR TYPE	CONC STRENGTH	TYPICAL REINF	COMMENTS
8" SLAB	f'c= 8600 psi	#4@12 CONT BOT EW	
12" SLAB	f'c= 8600 psi	#5@12 CONT BOT EW	

NOTES:
1. FOR BALANCE OF NOTES SEE SHEET S-010
2. [X' - X"] INDICATES TOP OF STEEL BEAM MEASURED FROM TOP OF SLAB

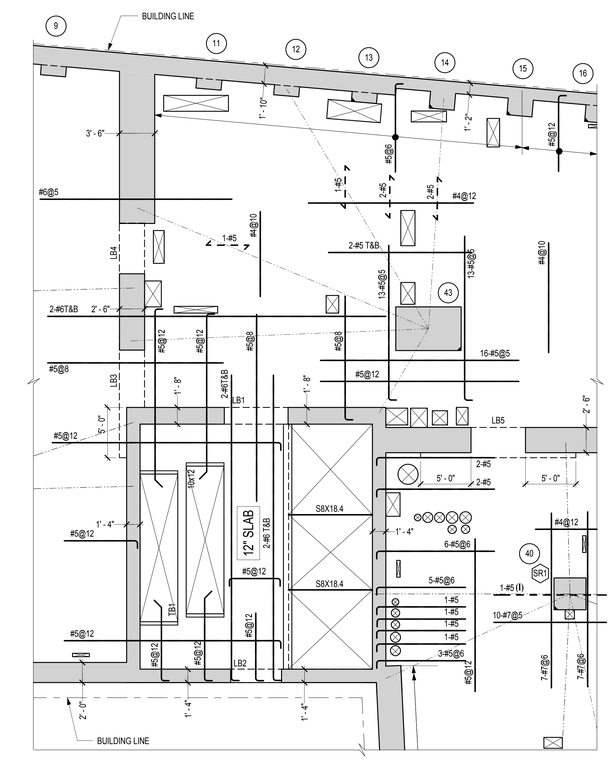

8TH FLOOR PART FRAMING PLAN

SCALE: 3/16" = 1'-0"

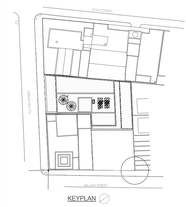

KEY PLAN

NOTES:

Number:	Date:	Revision:
3	09/22/2017	ISSUED TO DOB
2	06/14/2017	100% CD
1	03/31/2017	95% CD

Project:
130 WILLIAM STREET
130 WILLIAM STREET
NEW YORK, NY 10038

Client:
THE LIGHTSTONE GROUP
130 WILLIAM STREET PROPERTY OWNER LLC
460 PARK AVE, 13TH FLOOR
NEW YORK, NY 10022
(212) 616-9971

Architect:
HILL | WEST ARCHITECTS
11 BROADWAY
17TH FLOOR
NEW YORK, NY 10004
T. 212 213 8007

Creative Director
Adjaye Associates
415 Broadway, 3rd Fl.
New York, NY 10013
(212) 965-8477

Building Structures:
McNamara Salvia
62 West 45th Street, 11th Fl.
New York, NY 10036
(212) 246-9800

MEP Engineer:
Ventrop ECG, LLC
365 W 34th Street, 3rd Fl.
New York, NY 10001
(212) 244-5060

Exterior Facade Consultant:
Gilsanz Murray Steficek, LLP
129 West 27th Street, 5th Fl.
New York, NY 10001
(212) 254-0030

Landscape Architect:
Weintraub Diaz, LLC
19 New Street
Nyack, NY 10960
(845) 353-2500

Civil Engineer & Acoustic Consultant:
AKRF Engineering PC
440 Park Avenue South, 7th Fl.
New York, NY 10016
(646) 388-9829

IT & Security Consultant:
Anj Communications
133 Sunny Ridge Road
Harrison, New York 10528
(914) 967-1967

Pool Consultant:
Integrated Aquatics Engineering, Inc.
75 Shewell Ave
Doylestown, PA 18901
(215) 230-8623

Elevator Consultant:
Jenkins and Huntington
1251 Avenue of the Americas
New York, NY 10020
(212)-696-1818

DOB STAMPS & SIGNATURES:

DWG TITLE:
7TH - 8TH CONSTRUCTION FLOOR FRAMING PLAN
(14TH - 15TH MARKETING FLOOR)
NB#121192903

SEAL & SIGNATURE:

DATE:	03/31/2017
PROJECT #:	16118.00
SCALE:	As indicated
DWG NO.	S-070.00

DEPT OF BLDGS 421300903 Job Number

E340506029 78 Scan Code

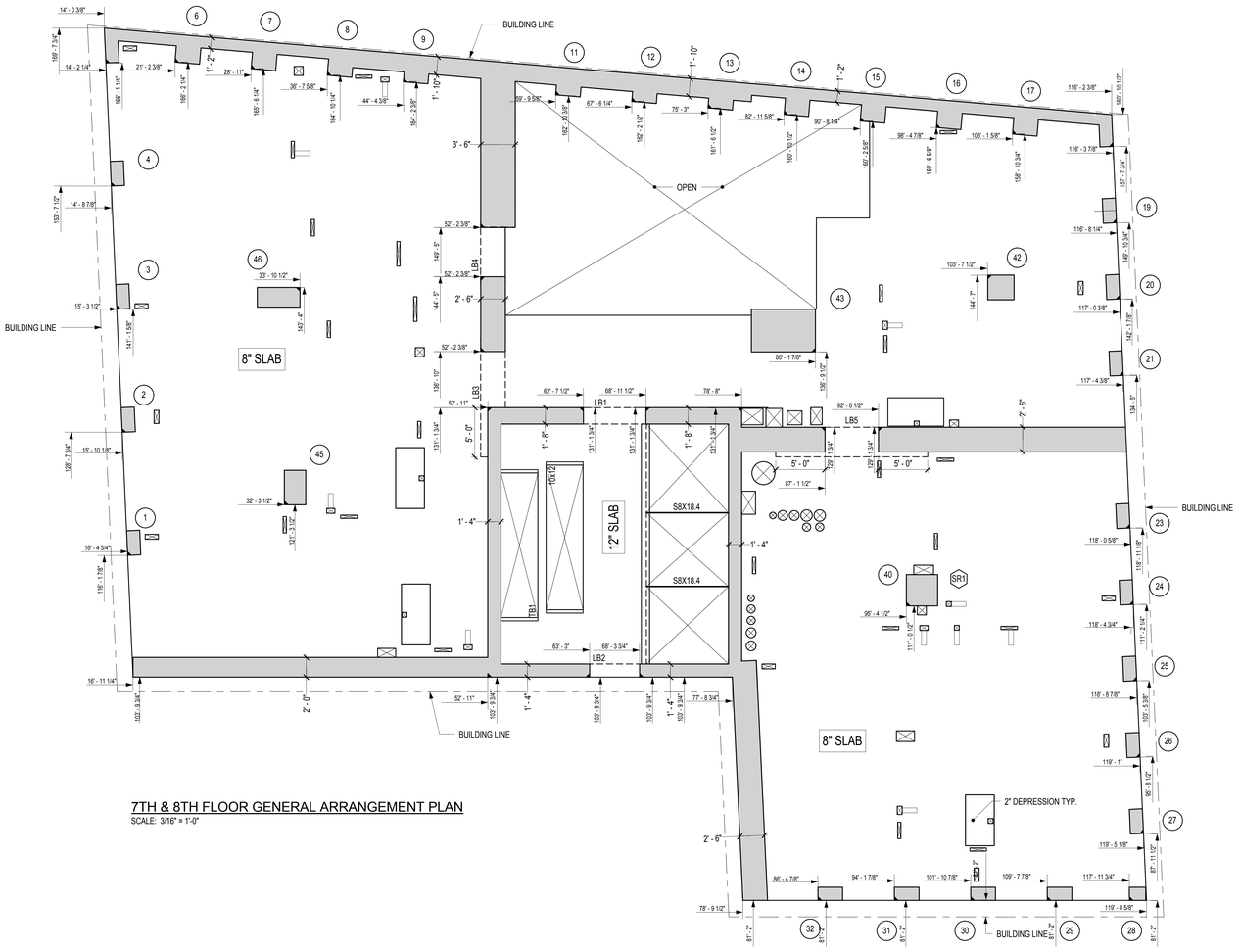

7TH & 8TH FLOOR GENERAL ARRANGEMENT PLAN
SCALE: 3/16" = 1'-0"

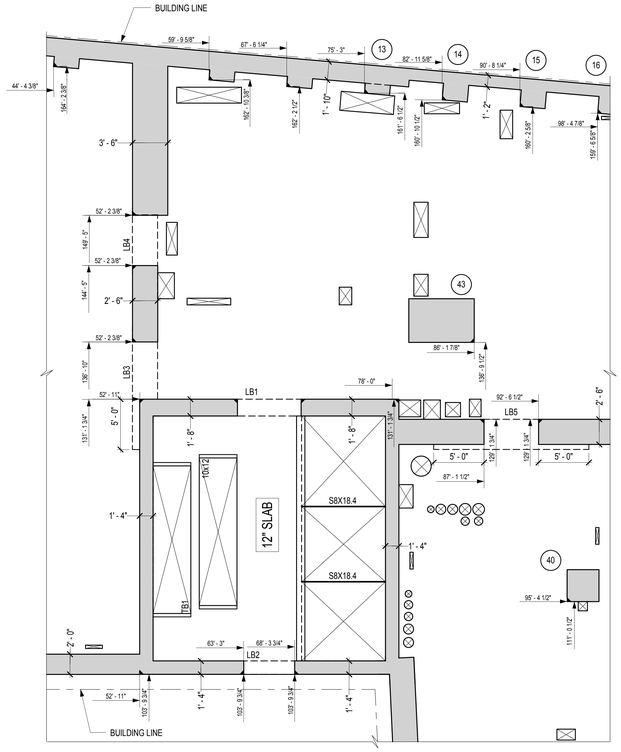

8TH FLOOR GENERAL ARRANGEMENT PART PLAN
SCALE: 3/16" = 1'-0"

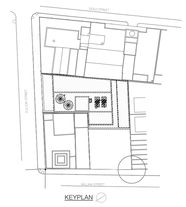

KEY PLAN

NOTES:

Number:	Date:	Revision:
3	09/22/2017	ISSUED TO DOB
2	06/14/2017	100% CD
1	03/31/2017	95% CD

Project:
130 WILLIAM STREET
130 WILLIAM STREET
NEW YORK, NY 10038

Client:
THE LIGHTSTONE GROUP
130 WILLIAM STREET PROPERTY OWNER LLC
460 PARK AVE, 13TH FLOOR
NEW YORK, NY 10022
(212) 616-9971

Architect:
HILL | WEST ARCHITECTS
11 BRODWAY
17TH FLOOR
NEW YORK, NY 10004
T. 212 213 8007

Creative Director
Adjaye Associates
415 Broadway, 3rd Fl.
New York, NY 10013
(212) 965-8477

Building Structures:
McNamara Salvia
62 West 45th Street, 11th Fl.
New York, NY 10036
(212) 246-9800

MEP Engineer:
Ventrop ECG, LLC
365 W 34th Street, 3rd Fl.
New York, NY 10001
(212) 244-5060

Exterior Facade Consultant:
Gilsanz Murray Steficek, LLP
129 West 27th Street, 5th Fl.
New York, NY 10001
(212) 254-0030

Landscape Architect:
Weintraub Diaz, LLC
19 New Street
Nyack, NY 10960
(845) 353-2500

Civil Engineer & Acoustic Consultant:
AKRF Engineering PC
440 Park Avenue South, 7th Fl.
New York, NY 10016
(646) 388-9829

IT & Security Consultant:
Anj Communications
133 Sunny Ridge Road
Harrison, New York 10528
(914) 967-1967

Pool Consultant:
Integrated Aquatics Engineering, Inc.
75 Shewell Ave
Doylestown, PA 18901
(215) 230-8623

Elevator Consultant:
Jenkins and Huntington
1251 Avenue of the Americas
New York, NY 10020
(212)-696-1818

DOB STAMPS & SIGNATURES:

DWG TITLE:
7TH - 8TH CONSTRUCTION FLOOR GENERAL ARRANGEMENT PLAN (14TH-15TH MARKETING FL)

NB#121192903

SEAL & SIGNATURE:

DATE:	03/31/2017
PROJECT #:	16118.00
SCALE:	3/16" = 1'-0"
DWG NO.	S-071.00

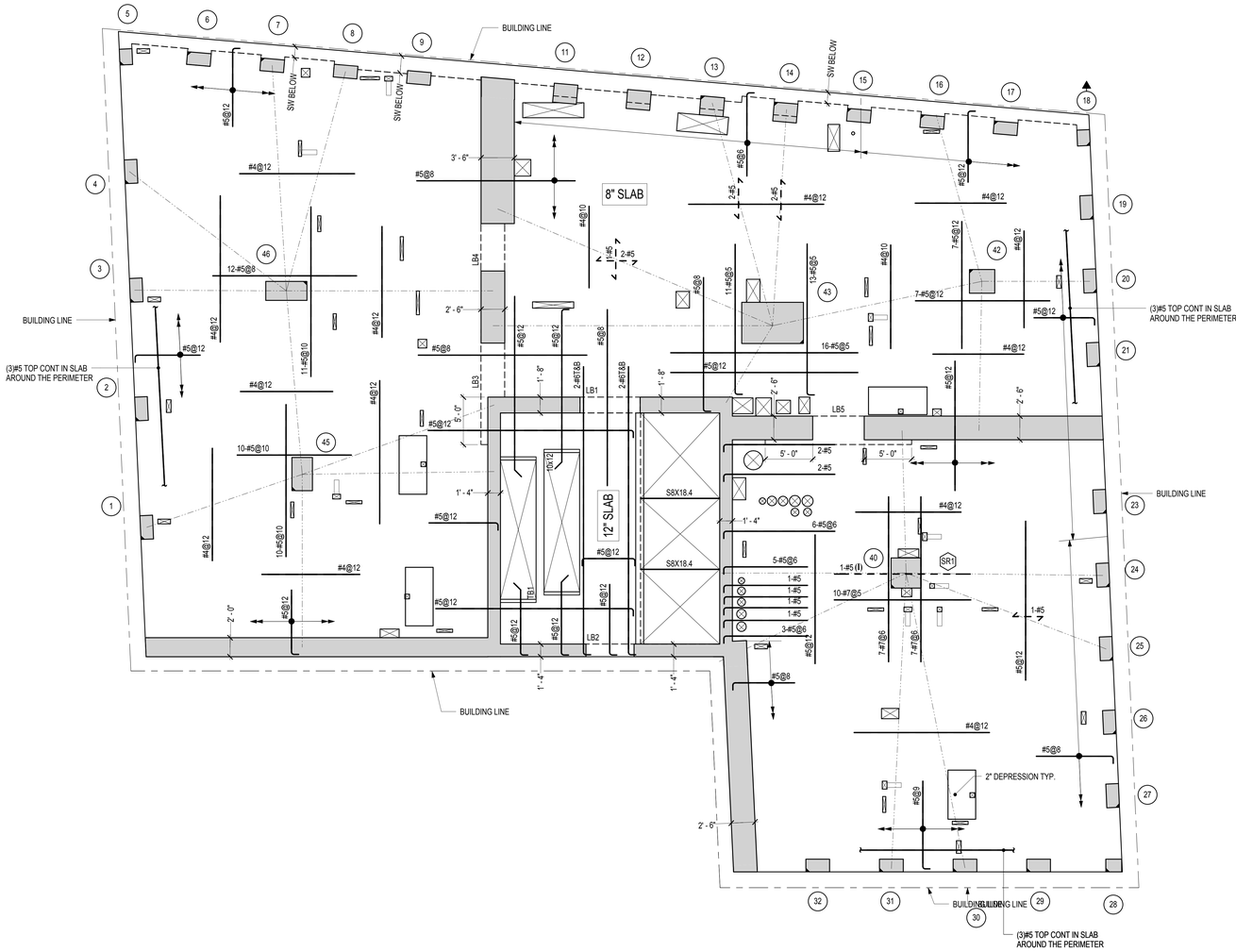

9TH & 10TH FLOOR FRAMING PLAN

SCALE: 3/16" = 1'-0"

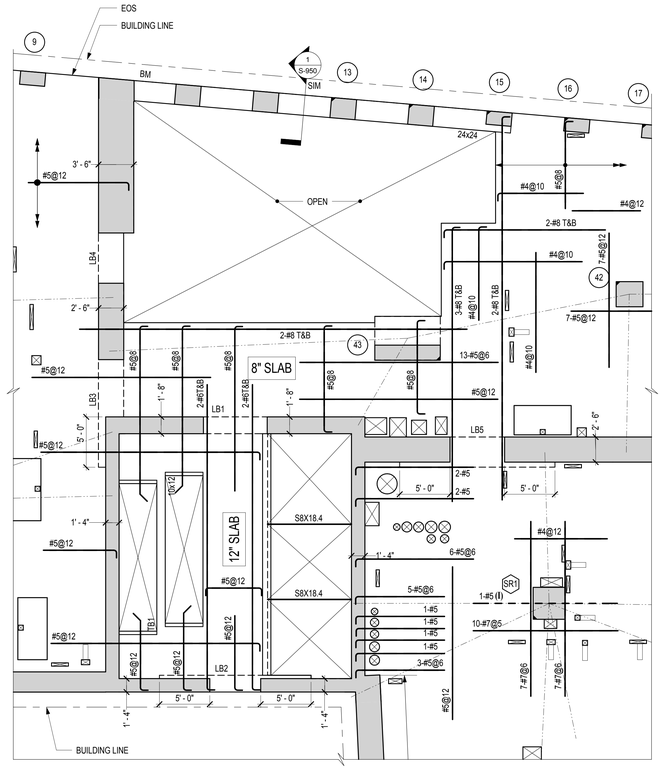

10TH FLOOR PART FRAMING PLAN

SCALE: 3/16" = 1'-0"

FLOOR	T/SLAB ELEVATION, UNO
9TH FLOOR	+145' - 0 3/4"
10TH FLOOR	+155' - 8 3/4"

FLOOR TYPE	CONC STRENGTH	TYPICAL REINF	COMMENTS
8" SLAB	f'c= 8600 psi	#4@12 CONT BOT EW	
12" SLAB	f'c= 8600 psi	#5@12 CONT BOT EW	

NOTES:
1. FOR BALANCE OF NOTES SEE SHEET S-010
2. [X' - X"] INDICATES TOP OF STEEL BEAM MEASURED FROM TOP OF SLAB

Clara Gomez
APPROVED
Under Directive 2 of 1975
Date: 11/06/2017
NYC Development Hub

KEY PLAN

NOTES:

Number:	Date:	Revision:
3	09/22/2017	ISSUED TO DOB
2	06/14/2017	100% CD
1	03/31/2017	95% CD

Project:
130 WILLIAM STREET
130 WILLIAM STREET
NEW YORK, NY 10038

Client:
THE LIGHTSTONE GROUP
130 WILLIAM STREET PROPERTY OWNER LLC
460 PARK AVE, 13TH FLOOR
NEW YORK, NY 10022
(212) 616-9971

Architect:
HILL | WEST ARCHITECTS
11 BROADWAY
17TH FLOOR
NEW YORK, NY 10004
T. 212 213 8007

Creative Director
Adjaye Associates
415 Broadway, 3rd Fl.
New York, NY 10013
(212) 965-8477

Building Structures:
McNamara Salvia
62 West 45th Street, 11th Fl.
New York, NY 10036
(212) 246-9800

MEP Engineer:
Ventrop ECG, LLC
365 W 34th Street, 3rd Fl.
New York, NY 10001
(212) 244-5060

Exterior Facade Consultant:
Gilsanz Murray Steficek, LLP
129 West 27th Street, 5th Fl.
New York, NY 10001
(212) 254-0030

Landscape Architect:
Weintraub Diaz, LLC
19 New Street
Nyack, NY 10960
(845) 353-2500

Civil Engineer & Acoustic Consultant:
AKRF Engineering PC
440 Park Avenue South, 7th Fl.
New York, NY 10016
(646) 388-9829

IT & Security Consultant:
Anj Communications
133 Sunny Ridge Road
Harrison, New York 10528
(914) 967-1967

Pool Consultant:
Integrated Aquatics Engineering, Inc.
75 Shewell Ave
Doylestown, PA 18901
(215) 230-8623

Elevator Consultant:
Jenkins and Huntington
1251 Avenue of the Americas
New York, NY 10020
(212)-696-1818

DOB STAMPS & SIGNATURES:

DWG TITLE:
9TH - 10TH CONSTRUCTION FLOOR FRAMING PLAN
(16TH - 17TH MARKETING FLOOR)
NB#121192903

SEAL & SIGNATURE:

DATE:	03/31/2017
PROJECT #:	16118.00
SCALE:	As indicated
DWG NO.	S-090.00

DEPT OF BLDGS 121192903 Job Number
E320516380SC Scan Code

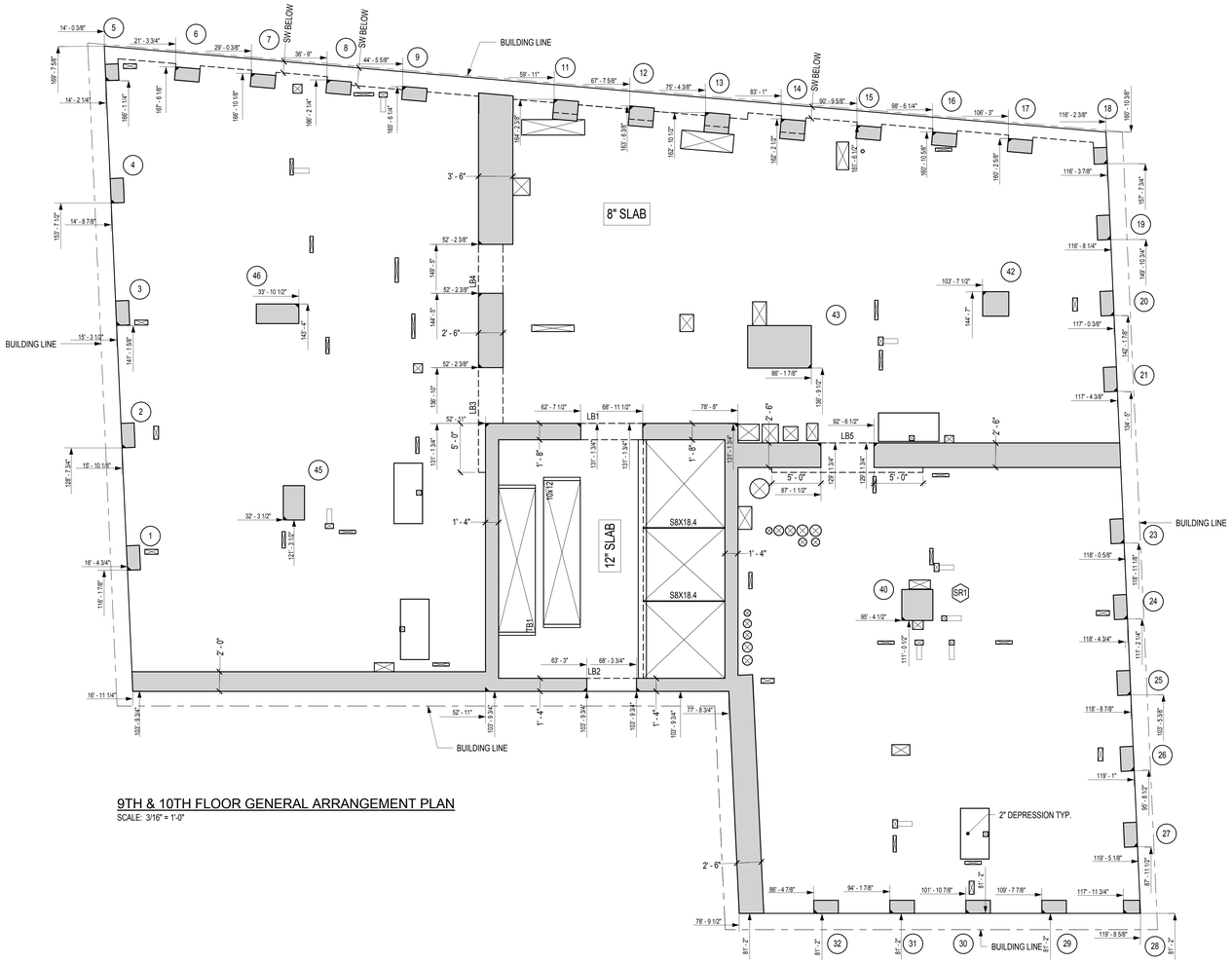

9TH & 10TH FLOOR GENERAL ARRANGEMENT PLAN
SCALE: 3/16" = 1'-0"

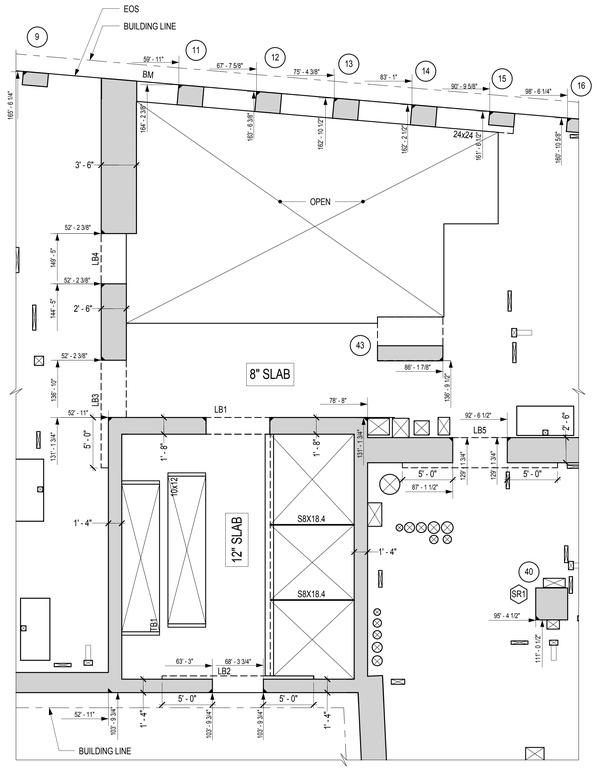

10TH FLOOR GENERAL ARRANGEMENT PART PLAN
SCALE: 3/16" = 1'-0"

Clare Gomez
APPROVED
Under Directive 2 of 1975
Date: 11/16/2017
NYC Development Hub

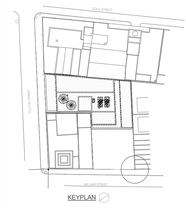

KEY PLAN

NOTES:

Number:	Date:	Revision:
3	09/22/2017	ISSUED TO DOB
2	06/14/2017	100% CD
1	03/31/2017	95% CD

Project:
130 WILLIAM STREET
130 WILLIAM STREET
NEW YORK, NY 10038

Client:
THE LIGHTSTONE GROUP
130 WILLIAM STREET PROPERTY OWNER LLC
460 PARK AVE. 13TH FLOOR
NEW YORK, NY 10022
(212) 616-9971

Architect:
HILL | WEST ARCHITECTS
11 BROADWAY
17TH FLOOR
NEW YORK, NY 10004
T. 212 213 8007

Creative Director
Adjaye Associates
415 Broadway, 3rd Fl.
New York, NY 10013
(212) 965-8477

Building Structures:
McNamara Salvia
62 West 45th Street, 11th Fl.
New York, NY 10036
(212) 246-9800

MEP Engineer:
Ventrop ECG, LLC
365 W 34th Street, 3rd Fl.
New York, NY 10001
(212) 244-5060

Exterior Facade Consultant:
Gilsanz Murray Steficek, LLP
129 West 27th Street, 5th Fl.
New York, NY 10001
(212) 254-0030

Landscape Architect:
Weintraub Diaz, LLC
19 New Street
Nyack, NY 10960
(845) 353-2500

Civil Engineer & Acoustic Consultant:
AKRF Engineering PC
440 Park Avenue South, 7th Fl.
New York, NY 10016
(646) 388-9829

IT & Security Consultant:
Anj Communications
133 Sunny Ridge Road
Harrison, New York 10528
(914) 967-1967

Pool Consultant:
Integrated Aquatics Engineering, Inc.
75 Shewell Ave
Doylestown, PA 18901
(215) 230-8623

Elevator Consultant:
Jenkins and Huntington
1251 Avenue of the Americas
New York, NY 10020
(212)-696-1818

DOB STAMPS & SIGNATURES:

DWG TITLE:
9TH - 10TH CONST FL GN ARRANGEMENT PLAN
(16TH - 17TH MARKETING FLOOR)
NB#121192903

SEAL & SIGNATURE:

DATE:	03/31/2017
PROJECT #:	16118.00
SCALE:	3/16" = 1'-0"
DWG NO.	S-091.00

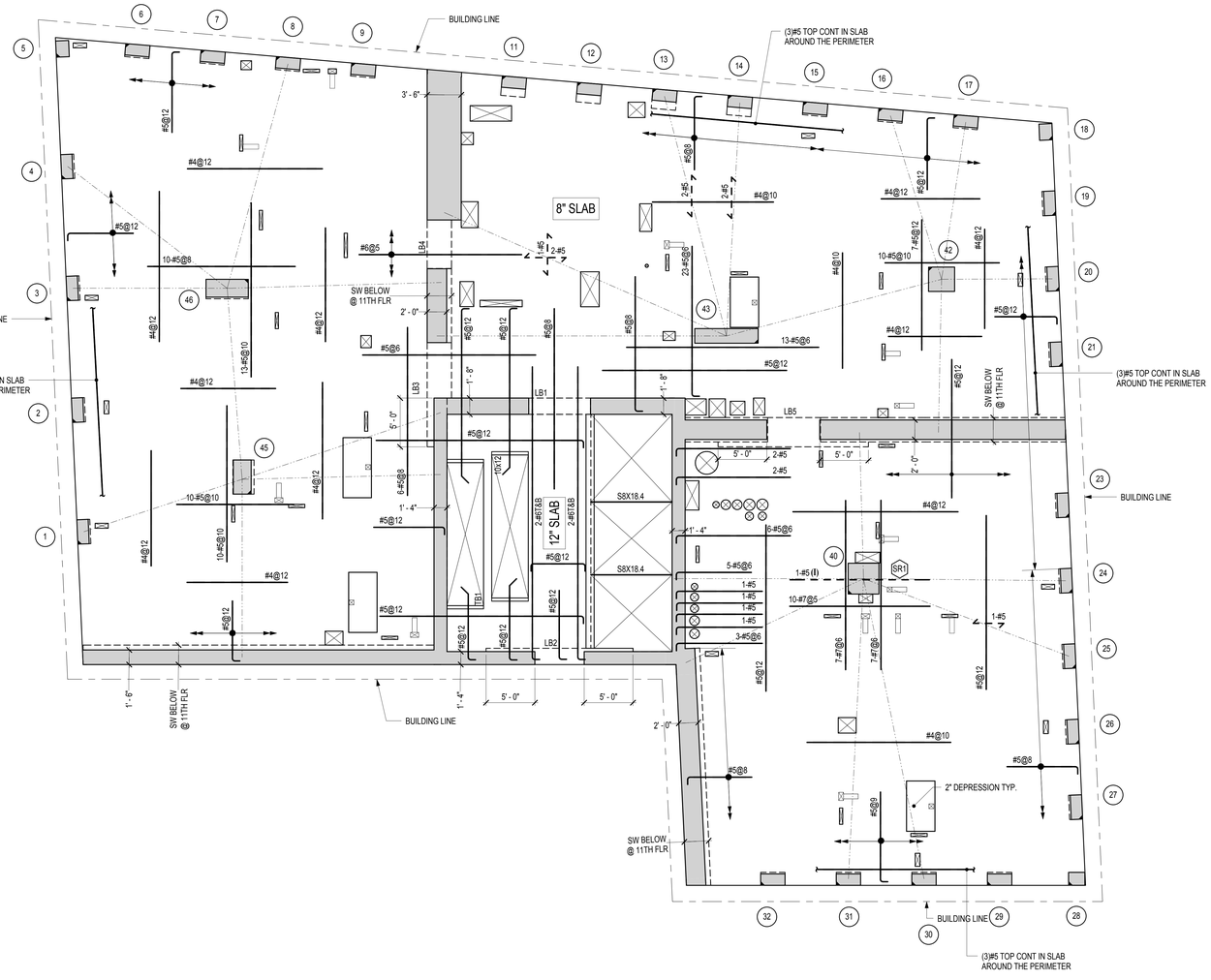

11TH - 13TH FLOOR FRAMING PLAN

SCALE: 3/16" = 1'-0"

FLOOR	T/SLAB ELEVATION, UNO
11TH FLOOR	+166' - 4 3/4"
12TH FLOOR	+177' - 0 3/4"
13TH FLOOR	+187' - 8 3/4"

FLOOR TYPE	CONC STRENGTH	TYPICAL REINF	COMMENTS
8" SLAB	f'c= 8600 psi	#4@12 BOT MIN EW	
12" SLAB	f'c= 8600 psi	#5@12 BOT MIN EW	

NOTES:
1. FOR BALANCE OF NOTES SEE SHEET S-010
2. [X' - X"] INDICATES TOP OF STEEL BEAM MEASURED FROM TOP OF SLAB

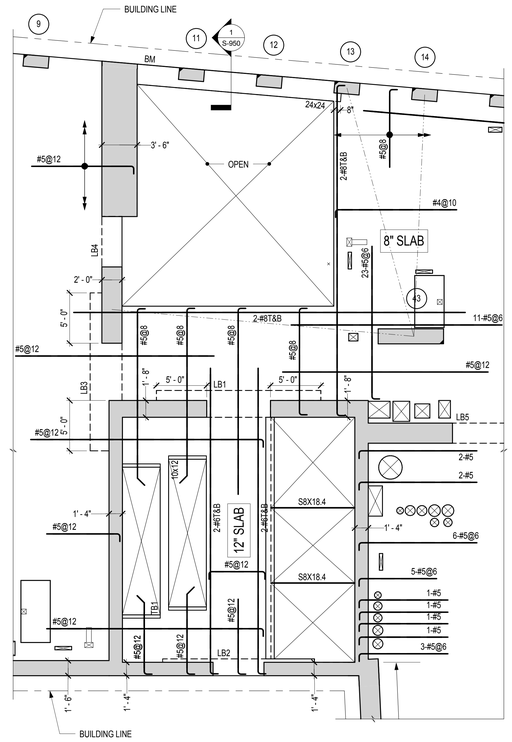

12TH FLOOR PART PLAN

SCALE: 3/16" = 1'-0"

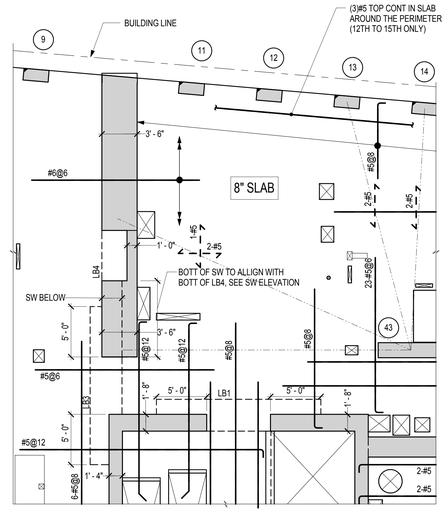

13TH FLOOR PART PLAN

SCALE: 3/16" = 1'-0"

Clara Gomez
APPROVED
Under Directive 2 of 1975
Date: 11/06/2017
NYC Development Hub

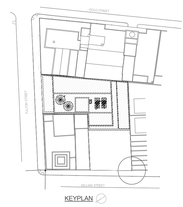

KEY PLAN

NOTES:

Number:	Date:	Revision:
10	09/22/2017	ISSUED TO DOB
9	08/30/2017	ASI – LINK BEAM REVISIONS
8	06/14/2017	100% CD
7	03/31/2017	95% CD
6	01/20/2017	80% CD
5	01/06/2017	HUB SUBMISSION
4	11/11/2016	CORE AND SHELL BUY SET
3	10/07/2016	CORE AND SHELL BID SET
2	07/06/2016	ISSUED TO DOB
1	06/20/2016	100% DD SUBMISSION

Project:
130 WILLIAM STREET
130 WILLIAM STREET
NEW YORK, NY 10038

Client:
THE LIGHTSTONE GROUP
130 WILLIAM STREET PROPERTY OWNER LLC
460 PARK AVE, 13TH FLOOR
NEW YORK, NY 10022
(212) 616-9971

Architect:
HILL | WEST ARCHITECTS
11 BROADWAY
17TH FLOOR
NEW YORK, NY 10004
T. 212 213 8007

Creative Director
Adjaye Associates
415 Broadway, 3rd Fl.
New York, NY 10013
(212) 965-8477

Building Structures:
McNamara Salvia
62 West 45th Street, 11th Fl.
New York, NY 10036
(212) 246-9800

MEP Engineer:
Ventrop ECG, LLC
365 W 34th Street, 3rd Fl.
New York, NY 10001
(212) 244-5060

Exterior Facade Consultant:
Gilsanz Murray Steficek, LLP
129 West 27th Street, 5th Fl.
New York, NY 10001
(212) 254-0030

Landscape Architect:
Weintraub Diaz, LLC
19 New Street
Nyack, NY 10960
(845) 353-2500

Civil Engineer & Acoustic Consultant:
AKRF Engineering PC
440 Park Avenue South, 7th Fl.
New York, NY 10016
(646) 388-9829

IT & Security Consultant:
Anj Communications
133 Sunny Ridge Road
Harrison, New York 10528
(914) 967-1967

Pool Consultant:
Integrated Aquatics Engineering, Inc.
75 Shewell Ave
Doylestown, PA 18901
(215) 230-8623

Elevator Consultant:
Jenkins and Huntington
1251 Avenue of the Americas
New York, NY 10020
(212)-696-1818

DOB STAMPS & SIGNATURES:

DWG TITLE:
11TH - 13TH CONSTRUCTION FLOOR FRAMING PLAN (18TH - 20TH MARKETING FLOOR)
NB#121192903

SEAL & SIGNATURE:

DATE:	03/31/2017
PROJECT #:	16118.00
SCALE:	As indicated
DWG NO.	S-110.00

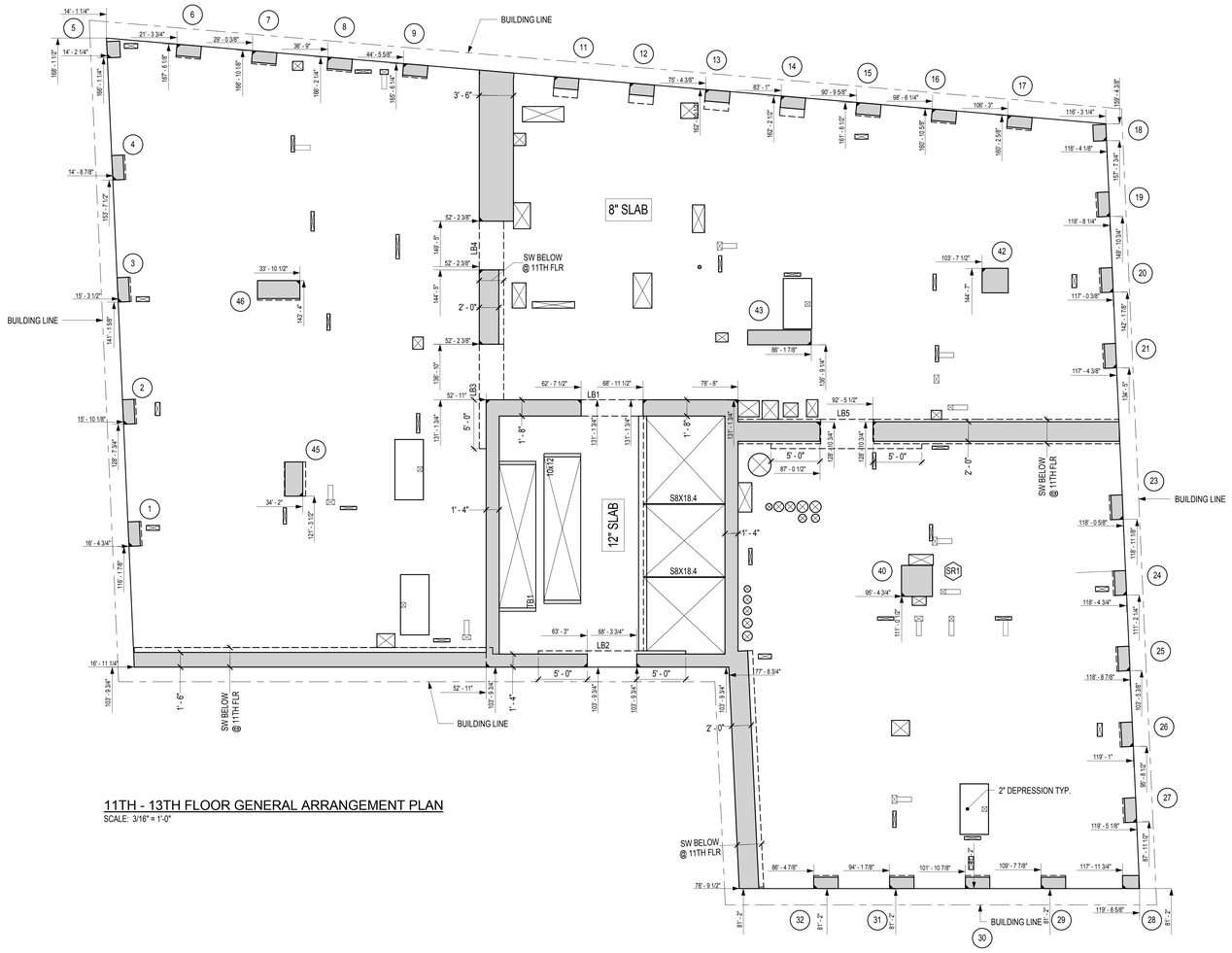

11TH - 13TH FLOOR GENERAL ARRANGEMENT PLAN
SCALE: 3/16" = 1'-0"

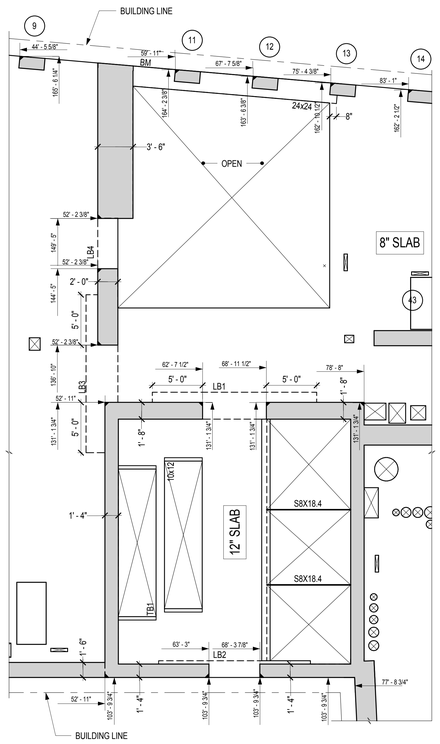

12TH FLOOR GENERAL ARRANGEMENT PART PLAN
SCALE: 3/16" = 1'-0"

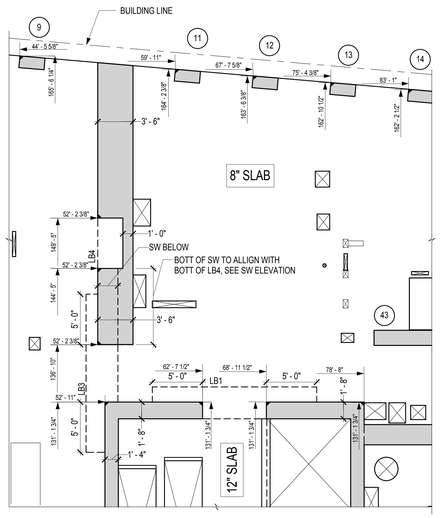

13TH FLOOR GENERAL ARRANGEMENT PART PLAN
SCALE: 3/16" = 1'-0"

KEY PLAN

NOTES:

Number:	Date:	Revision:
4	09/22/2017	ISSUED TO DOB
3	08/30/2017	ASI - LINK BEAM REVISIONS
2	06/14/2017	100% CD
1	03/31/2017	95% CD

Project:
130 WILLIAM STREET
130 WILLIAM STREET
NEW YORK, NY 10038

Client:
THE LIGHTSTONE GROUP
130 WILLIAM STREET PROPERTY OWNER LLC
460 PARK AVE, 13TH FLOOR
NEW YORK, NY 10022
(212) 616-9971

Architect:
HILL | WEST ARCHITECTS
11 BROADWAY
17TH FLOOR
NEW YORK, NY 10004
T. 212 213 8007

Creative Director
Adjaye Associates
415 Broadway, 3rd Fl.
New York, NY 10013
(212) 965-8477

Building Structures:
McNamara Salvia
62 West 45th Street, 11th Fl.
New York, NY 10036
(212) 246-9800

MEP Engineer:
Ventrop ECG, LLC
365 W 34th Street, 3rd Fl.
New York, NY 10001
(212) 244-5060

Exterior Facade Consultant:
Gilsanz Murray Steficek, LLP
129 West 27th Street, 5th Fl.
New York, NY 10001
(212) 254-0030

Landscape Architect:
Weintraub Diaz, LLC
19 New Street
Nyack, NY 10960
(845) 353-2500

Civil Engineer & Acoustic Consultant:
AKRF Engineering PC
440 Park Avenue South, 7th Fl.
New York, NY 10016
(646) 388-9829

IT & Security Consultant:
Anj Communications
133 Sunny Ridge Road
Harrison, New York 10528
(914) 967-1967

Pool Consultant:
Integrated Aquatics Engineering, Inc.
75 Shewell Ave
Doylestown, PA 18901
(215) 230-8623

Elevator Consultant:
Jenkins and Huntington
1251 Avenue of the Americas
New York, NY 10020
(212)-696-1818

DOB STAMPS & SIGNATURES:

DWG TITLE:
11TH-13TH CONST FL GN ARRANGEMENT PLAN
(18TH - 20TH MARKETING FLOOR)
NB#121192903

SEAL & SIGNATURE:

DATE:	03/31/2017
PROJECT #:	16118.00
SCALE:	3/16" = 1'-0"
DWG NO.	S-111.00

Clara Gomez
APPROVED
Under Directive 2 of 1975
Date: 11/06/2017
NYC Development Hub

DEPT OF BLDGS 421309825 Job Number
B32312400745 Scan Code

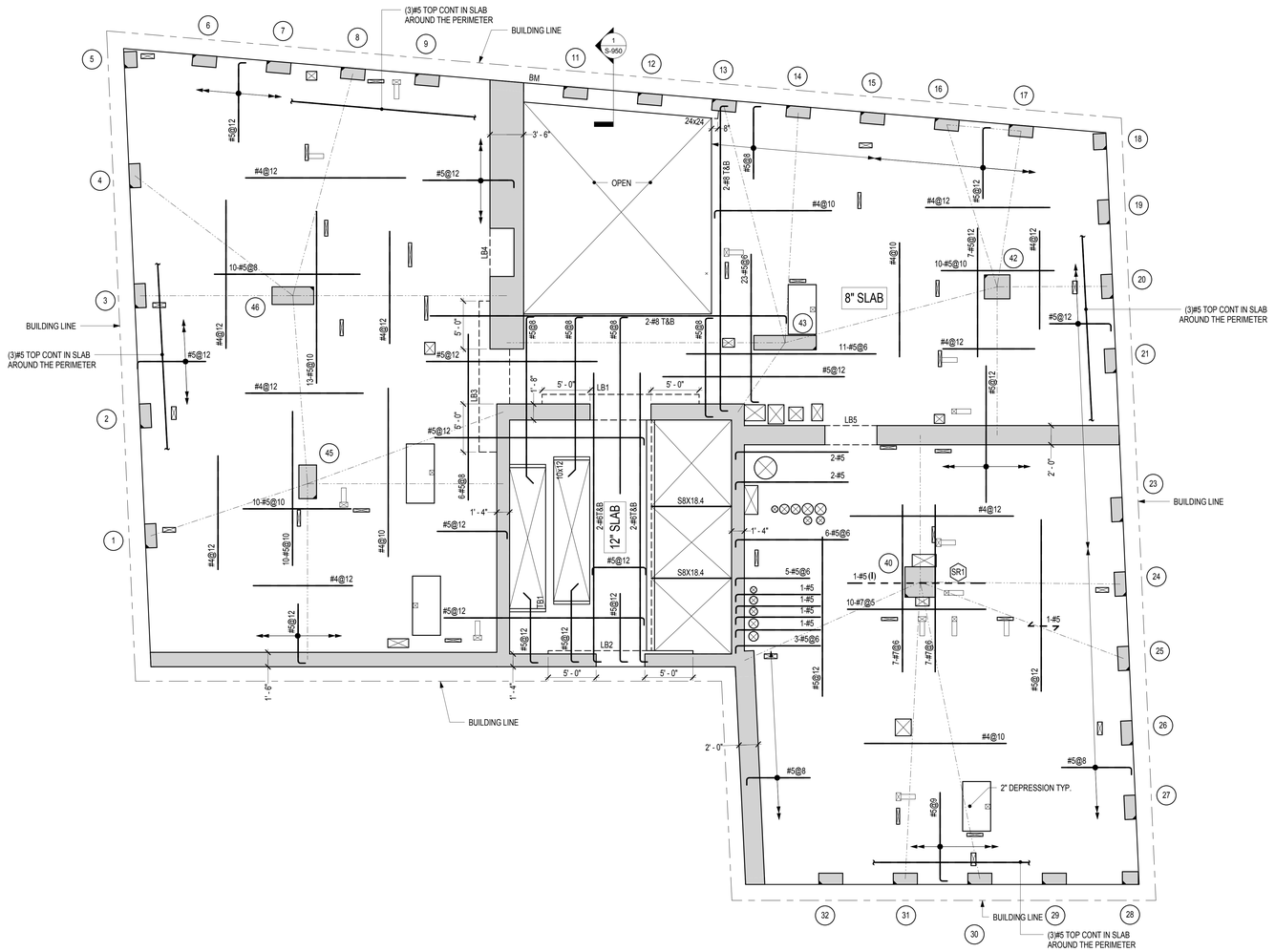

14TH FLOOR FRAMING PLAN

SCALE: 3/16" = 1'-0"

FLOOR	T/SLAB ELEVATION, UNO
14TH FLOOR	+198' - 4 3/4"

FLOOR TYPE	CONC STRENGTH	TYPICAL REINF	COMMENTS
8" SLAB	f'c= 8600 psi	#4@12 BOT MIN EW	
12" SLAB	f'c= 8600 psi	#5@12 BOT MIN EW	

NOTES:
1. FOR BALANCE OF NOTES SEE SHEET S-010
2. [X' - X"] INDICATES TOP OF STEEL BEAM MEASURED FROM TOP OF SLAB

ClaireGomez
APPROVED
Under Directive 1 of 1975
Date: 11/06/2017
NYC Development Hub

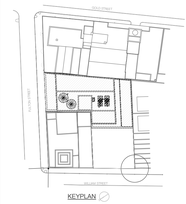

KEY PLAN

NOTES:

Number:	Date:	Revision:
4	09/22/2017	ISSUED TO DOB
3	08/30/2017	ASI – LINK BEAM REVISIONS
2	06/14/2017	100% CD
1	03/31/2017	95% CD

Project:
130 WILLIAM STREET
130 WILLIAM STREET
NEW YORK, NY 10038

Client:
THE LIGHTSTONE GROUP
130 WILLIAM STREET PROPERTY OWNER LLC
460 PARK AVE, 13TH FLOOR
NEW YORK, NY 10022
(212) 616-9971

Architect:
HILL | WEST ARCHITECTS
11 BRODAWAY
17TH FLOOR
NEW YORK, NY 10004
T. 212 213 8007

Creative Director
Adjaye Associates
415 Broadway, 3rd Fl.
New York, NY 10013
(212) 965-8477

Building Structures:
McNamara Salvia
62 West 45th Street, 11th Fl.
New York, NY 10036
(212) 246-9800

MEP Engineer:
Ventrop ECG, LLC
365 W 34th Street, 3rd Fl.
New York, NY 10001
(212) 244-5060

Exterior Facade Consultant:
Gilsanz Murray Steficek, LLP
129 West 27th Street, 5th Fl.
New York, NY 10001
(212) 254-0030

Landscape Architect:
Weintraub Diaz, LLC
19 New Street
Nyack, NY 10960
(845) 353-2500

Civil Engineer & Acoustic Consultant:
AKRF Engineering PC
440 Park Avenue South, 7th Fl.
New York, NY 10016
(646) 388-9829

IT & Security Consultant:
Anj Communications
133 Sunny Ridge Road
Harrison, New York 10528
(914) 967-1967

Pool Consultant:
Integrated Aquatics Engineering, Inc.
75 Shewell Ave
Doylestown, PA 18901
(215) 230-8623

Elevator Consultant:
Jenkins and Huntington
1251 Avenue of the Americas
New York, NY 10020
(212)-696-1818

DOB STAMPS & SIGNATURES:

STATE OF NEW YORK
ROBERT A. SULLIVAN
093540
REGISTERED PROFESSIONAL ENGINEER

DWG TITLE:
14TH CONSTRUCTION FLOOR FRAMING PLAN
(21ST MARKETING FLOOR)
NB#121192903

SEAL & SIGNATURE:

DATE:	03/31/2017
PROJECT #:	16118.00
SCALE:	As indicated
DWG NO.	S-140.00

DEPT OF BLDGS 421300903 Job Number
E-DOB-2594436 Scan Code

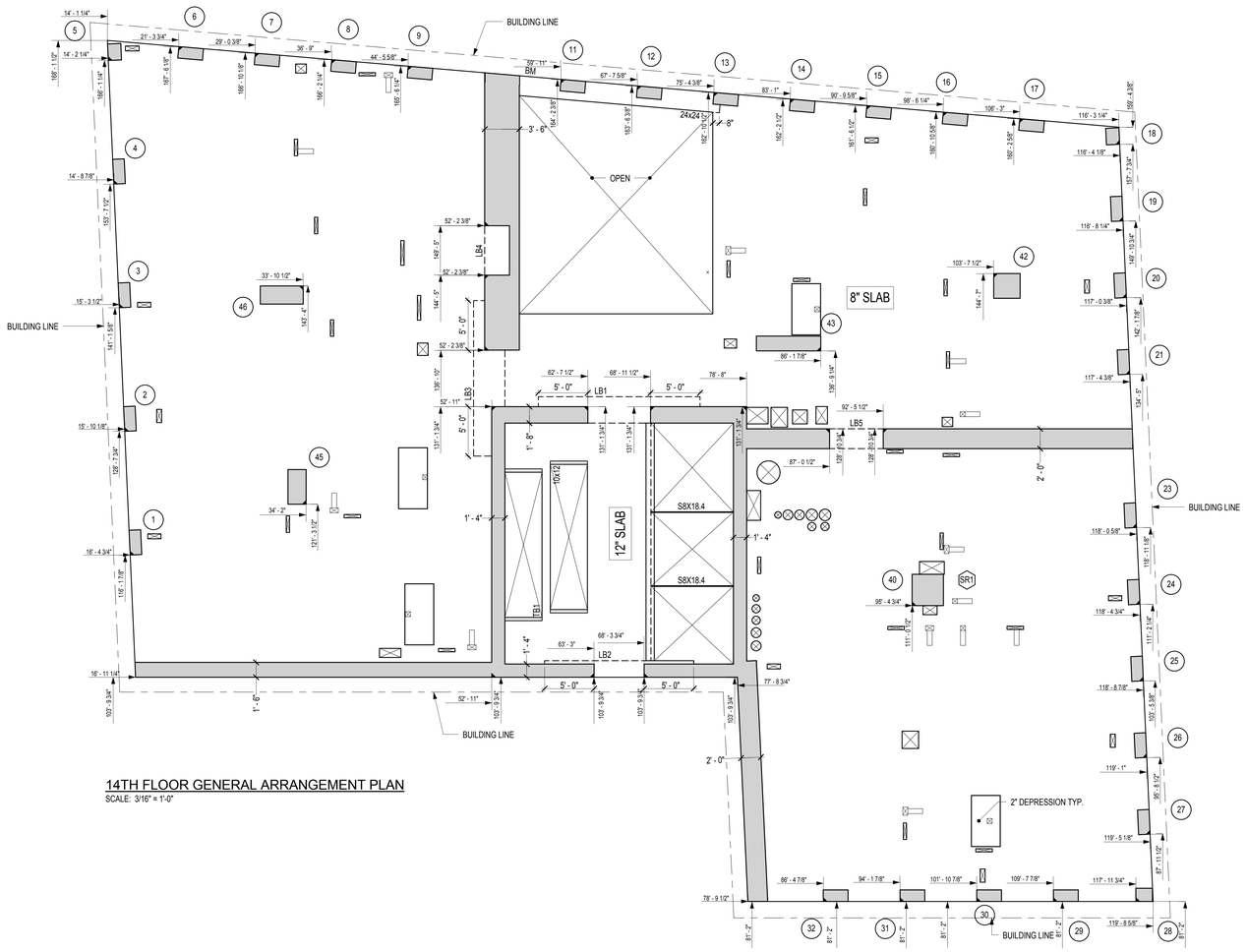

14TH FLOOR GENERAL ARRANGEMENT PLAN
SCALE: 3/16" = 1'-0"

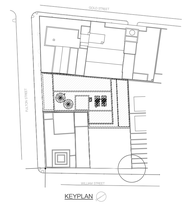

KEY PLAN

NOTES:

Number:	Date:	Revision:
4	09/22/2017	ISSUED TO DOB
3	08/30/2017	ASI - LINK BEAM REVISIONS
2	06/14/2017	100% CD
1	03/31/2017	95% CD

Project:
130 WILLIAM STREET
130 WILLIAM STREET
NEW YORK, NY 10038

Client:
THE LIGHTSTONE GROUP
130 WILLIAM STREET PROPERTY OWNER LLC
460 PARK AVE, 13TH FLOOR
NEW YORK, NY 10022
(212) 616-9971

Architect:
HILL | WEST ARCHITECTS
11 BROADWAY
17TH FLOOR
NEW YORK, NY 10004
T. 212 213 8007

Creative Director
Adjaye Associates
415 Broadway, 3rd Fl.
New York, NY 10013
(212) 965-8477

Building Structures:
McNamara Salvia
62 West 45th Street, 11th Fl.
New York, NY 10036
(212) 246-9800

MEP Engineer:
Ventrop ECG, LLC
365 W 34th Street, 3rd Fl.
New York, NY 10001
(212) 244-5060

Exterior Facade Consultant:
Gilsanz Murray Steficek, LLP
129 West 27th Street, 5th Fl.
New York, NY 10001
(212) 254-0030

Landscape Architect:
Weintraub Diaz, LLC
19 New Street
Nyack, NY 10960
(845) 353-2500

Civil Engineer & Acoustic Consultant:
AKRF Engineering PC
440 Park Avenue South, 7th Fl.
New York, NY 10016
(646) 388-9829

IT & Security Consultant:
Anj Communications
133 Sunny Ridge Road
Harrison, New York 10528
(914) 967-1967

Pool Consultant:
Integrated Aquatics Engineering, Inc.
75 Shewell Ave
Doylestown, PA 18901
(215) 230-8623

Elevator Consultant:
Jenkins and Huntington
1251 Avenue of the Americas
New York, NY 10020
(212)-696-1818

DOB STAMPS & SIGNATURES:

STATE OF NEW YORK ROBERT A. SULLIVAN 093540 LICENSED PROFESSIONAL ENGINEER

DWG TITLE:
14TH CONSTRUCTION FLOOR GENERAL ARRANGEMENT PLAN (21ST MARKETING FLOOR)

NB#121192903

SEAL & SIGNATURE:

DATE:	03/31/2017
PROJECT #:	16118.00
SCALE:	3/16" = 1'-0"
DWG NO.	S-141.00

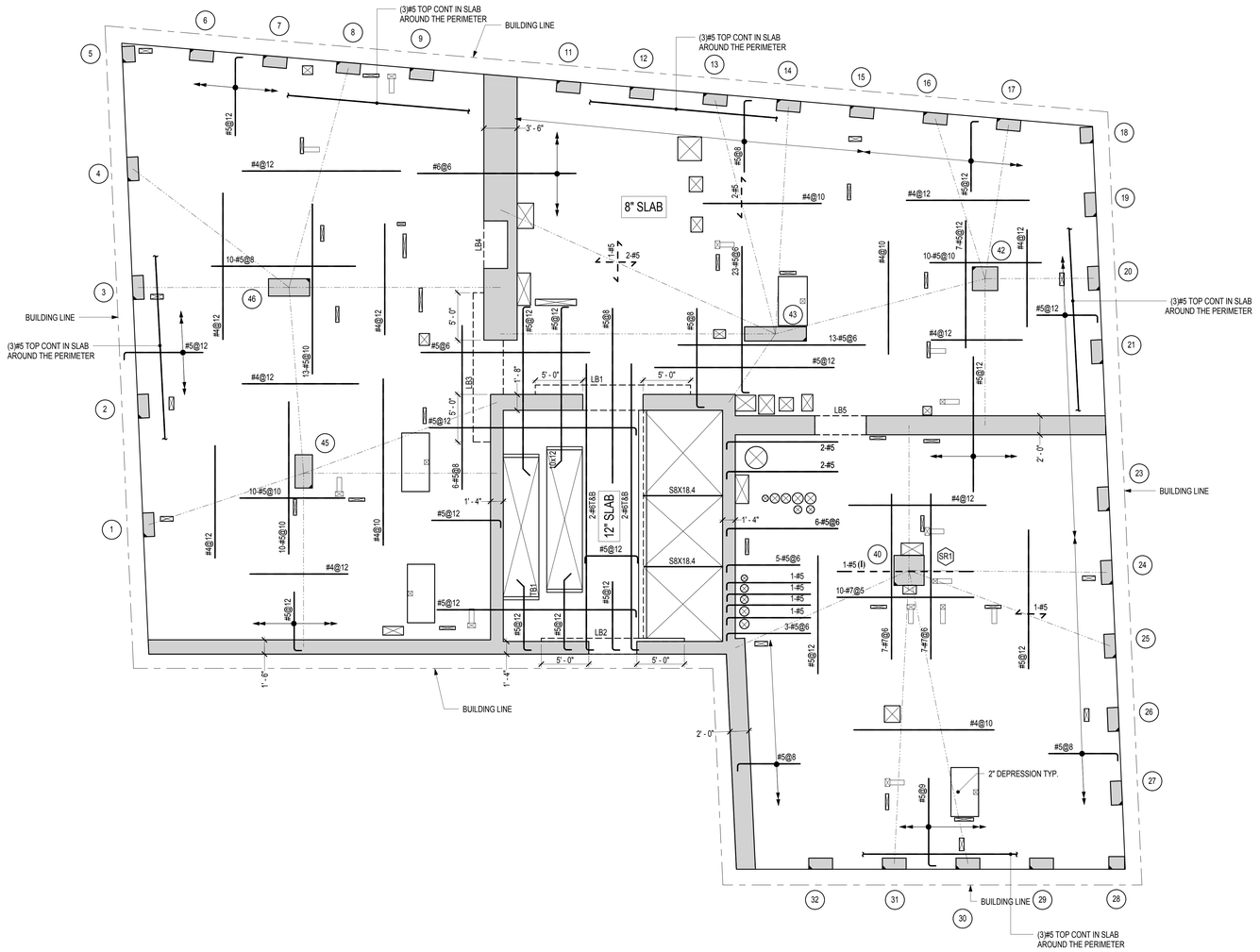

15TH FLOOR FRAMING PLAN

SCALE: 3/16" = 1'-0"

FLOOR	T/SLAB ELEVATION, UNO
15TH FLOOR	+209' - 0 3/4"

FLOOR TYPE	CONC STRENGTH	TYPICAL REINF	COMMENTS
8" SLAB	f'c= 8600 psi	#4@12 BOT MIN EW	
12" SLAB	f'c= 8600 psi	#5@12 BOT MIN EW	

NOTES:
1. FOR BALANCE OF NOTES SEE SHEET S-010
2. [X' - X"] INDICATES TOP OF STEEL BEAM MEASURED FROM TOP OF SLAB

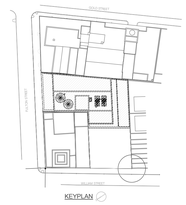

KEY PLAN

NOTES:

Number:	Date:	Revision:
4	09/22/2017	ISSUED TO DOB
3	08/30/2017	ASI - LINK BEAM REVISIONS
2	06/14/2017	100% CD
1	03/31/2017	95% CD

Project:
130 WILLIAM STREET
130 WILLIAM STREET
NEW YORK, NY 10038

Client:
THE LIGHTSTONE GROUP
130 WILLIAM STREET PROPERTY OWNER LLC
460 PARK AVE, 13TH FLOOR
NEW YORK, NY 10022
(212) 616-9971

Architect:
HILL | WEST ARCHITECTS
11 BROADWAY
17TH FLOOR
NEW YORK, NY 10004
T. 212 213 8007

Creative Director
Adjaye Associates
415 Broadway, 3rd Fl.
New York, NY 10013
(212) 965-8477

Building Structures:
McNamara Salvia
62 West 45th Street, 11th Fl.
New York, NY 10036
(212) 246-9800

MEP Engineer:
Ventrop ECG, LLC
365 W 34th Street, 3rd Fl.
New York, NY 10001
(212) 244-5060

Exterior Facade Consultant:
Gilsanz Murray Steficek, LLP
129 West 27th Street, 5th Fl.
New York, NY 10001
(212) 254-0030

Landscape Architect:
Weintraub Diaz, LLC
19 New Street
Nyack, NY 10960
(845) 353-2500

Civil Engineer & Acoustic Consultant:
AKRF Engineering PC
440 Park Avenue South, 7th Fl.
New York, NY 10016
(646) 388-9829

IT & Security Consultant:
Anj Communications
133 Sunny Ridge Road
Harrison, New York 10528
(914) 967-1967

Pool Consultant:
Integrated Aquatics Engineering, Inc.
75 Shewell Ave
Doylestown, PA 18901
(215) 230-8623

Elevator Consultant:
Jenkins and Huntington
1251 Avenue of the Americas
New York, NY 10020
(212)-696-1818

DOB STAMPS & SIGNATURES:

DWG TITLE:
15TH CONSTRUCTION FLOOR FRAMING PLAN
(22ND MARKETING FLOOR)
NB#121192903

SEAL & SIGNATURE:

DATE:	03/31/2017
PROJECT #:	16118.00
SCALE:	As indicated
DWG NO.	S-150.00

Clara Gomez
Building
APPROVED
Under Directive 2 of 1975
Date: 11/06/2017
NYC Development Hub

DEPT OF BLDGS 121192903 Job Number
ES800800534 Scan Code

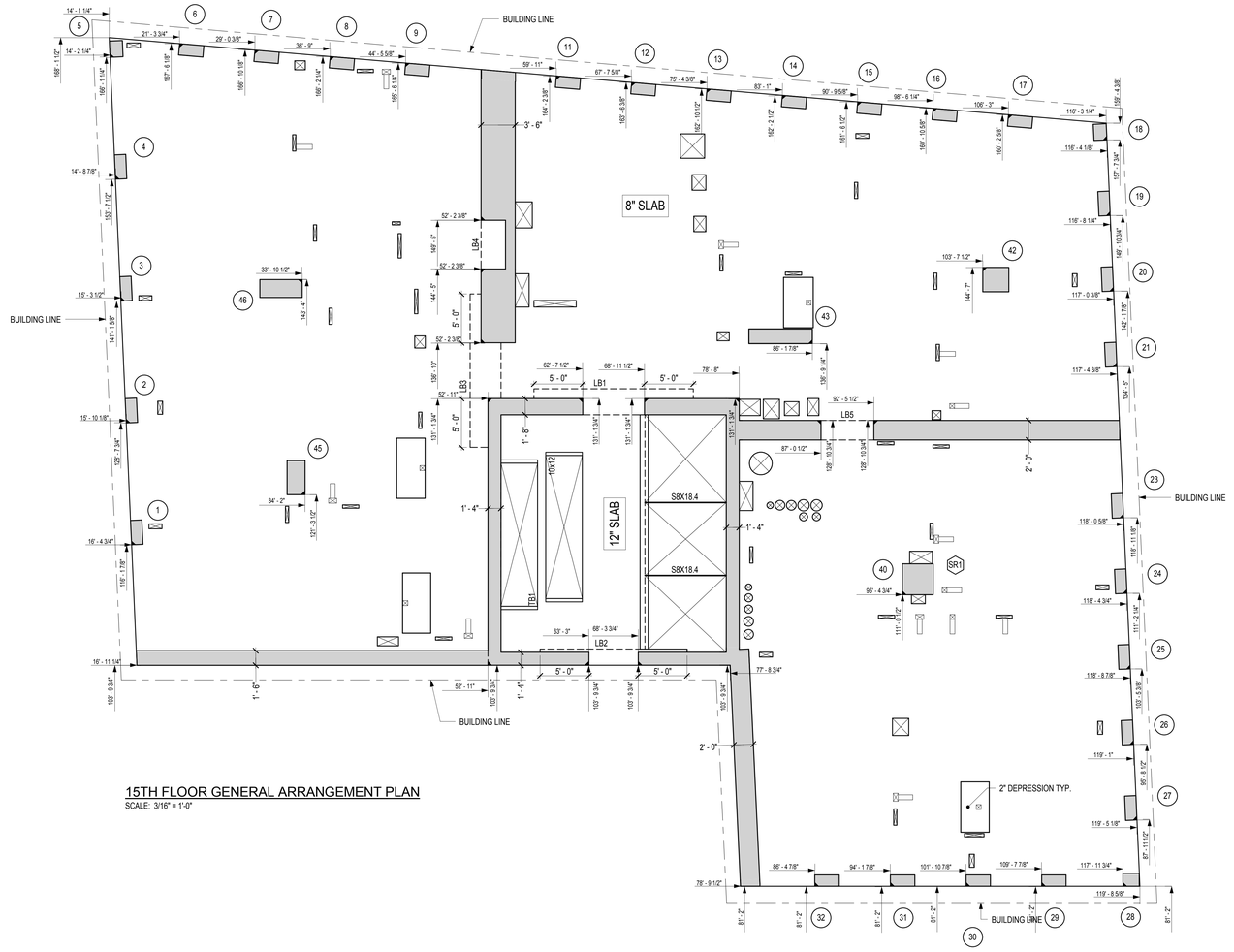

15TH FLOOR GENERAL ARRANGEMENT PLAN
SCALE: 3/16" = 1'-0"

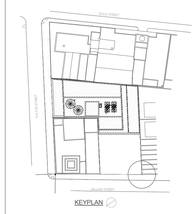

KEY PLAN

NOTES:

Number:	Date:	Revision:
4	09/22/2017	ISSUED TO DOB
3	08/30/2017	ASI – LINK BEAM REVISIONS
2	06/14/2017	100% CD
1	03/31/2017	95% CD

Project:
130 WILLIAM STREET
130 WILLIAM STREET
NEW YORK, NY 10038

Client:
THE LIGHTSTONE GROUP
130 WILLIAM STREET PROPERTY OWNER LLC
460 PARK AVE, 13TH FLOOR
NEW YORK, NY 10022
(212) 616-9971

Architect:
HILL | WEST ARCHITECTS
11 BROADWAY
17TH FLOOR
NEW YORK, NY 10004
T. 212 213 8007

Creative Director
Adjaye Associates
415 Broadway, 3rd Fl.
New York, NY 10013
(212) 965-8477

Building Structures:
McNamara Salvia
62 West 45th Street, 11th Fl.
New York, NY 10036
(212) 246-9800

MEP Engineer:
Ventrop ECG, LLC
365 W 34th Street, 3rd Fl.
New York, NY 10001
(212) 244-5060

Exterior Facade Consultant:
Gilsanz Murray Steficek, LLP
129 West 27th Street, 5th Fl.
New York, NY 10001
(212) 254-0030

Landscape Architect:
Weintraub Diaz, LLC
19 New Street
Nyack, NY 10960
(845) 353-2500

Civil Engineer & Acoustic Consultant:
AKRF Engineering PC
440 Park Avenue South, 7th Fl.
New York, NY 10016
(646) 388-9829

IT & Security Consultant:
Anj Communications
133 Sunny Ridge Road
Harrison, New York 10528
(914) 967-1967

Pool Consultant:
Integrated Aquatics Engineering, Inc.
75 Shewell Ave
Doylestown, PA 18901
(215) 230-8623

Elevator Consultant:
Jenkins and Huntington
1251 Avenue of the Americas
New York, NY 10020
(212)-696-1818

DOB STAMPS & SIGNATURES:

DWG TITLE:
15TH CONSTRUCTION FLOOR GENERAL ARRANGEMENT PLAN (22ND MARKETING FLOOR)
NB#121192903

SEAL & SIGNATURE:

DATE:	03/31/2017
PROJECT #:	16118.00
SCALE:	3/16" = 1'-0"
DWG NO.	S-151.00

DEPT OF BLDGS 421309923 Job Number
E350063437 85 Scan Code

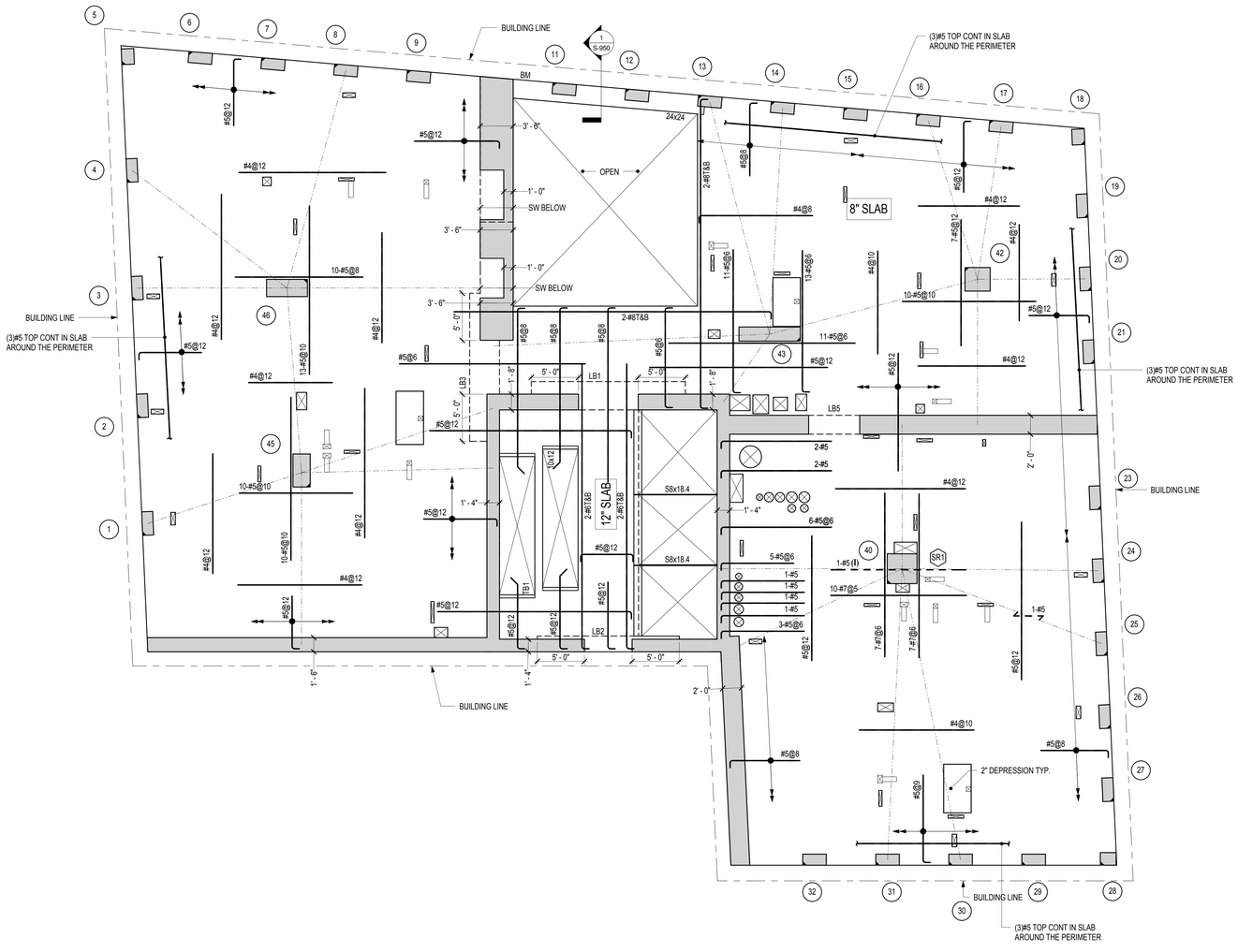

16TH - 17TH FLOOR FRAMING PLAN
SCALE: 3/16" = 1'-0"

FLOOR	T/SLAB ELEVATION, UNO
16TH FLOOR	+219' - 8 3/4"
17TH FLOOR	+230' - 4 3/4"

FLOOR TYPE	CONC STRENGTH	TYPICAL REINF	COMMENTS
8" SLAB	f'c= 8600 psi	#4@12 BOT MIN EW	
12" SLAB	f'c= 8600 psi	#5@12 BOT MIN EW	

NOTES:
1. FOR BALANCE OF NOTES SEE SHEET S-010
2. [X' - X"] INDICATES TOP OF STEEL BEAM MEASURED FROM TOP OF SLAB

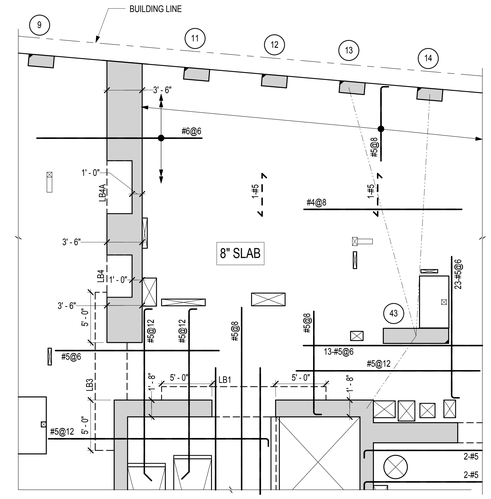

17TH FLOOR FRAMING PART PLAN
SCALE: 3/16" = 1'-0"

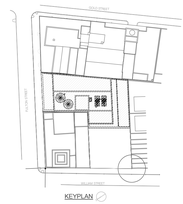

KEY PLAN

NOTES:

Number:	Date:	Revision:
10	09/22/2017	ISSUED TO DOB
9	08/30/2017	ASI - LINK BEAM REVISIONS
8	06/14/2017	100% CD
7	03/31/2017	95% CD
6	01/20/2017	80% CD
5	01/06/2017	HUB SUBMISSION
4	11/11/2016	CORE AND SHELL BUY SET
3	10/01/2016	CORE AND SHELL BID SET
2	07/06/2016	ISSUED TO DOB
1	06/20/2016	100% DD SUBMISSION

Project:
130 WILLIAM STREET
130 WILLIAM STREET
NEW YORK, NY 10038

Client:
THE LIGHTSTONE GROUP
130 WILLIAM STREET PROPERTY OWNER LLC
460 PARK AVE, 13TH FLOOR
NEW YORK, NY 10022
(212) 616-9971

Architect:
HILL | WEST ARCHITECTS
11 BROADWAY
17TH FLOOR
NEW YORK, NY 10004
T. 212 213 8007

Creative Director
Adjaye Associates
415 Broadway, 3rd Fl.
New York, NY 10013
(212) 965-8477

Building Structures:
McNamara Salvia
62 West 45th Street, 11th Fl.
New York, NY 10036
(212) 246-9800

MEP Engineer:
Ventrop ECG, LLC
365 W 34th Street, 3rd Fl.
New York, NY 10001
(212) 244-5060

Exterior Facade Consultant:
Gilsanz Murray Steficek, LLP
129 West 27th Street, 5th Fl.
New York, NY 10001
(212) 254-0030

Landscape Architect:
Weintraub Diaz, LLC
19 New Street
Nyack, NY 10960
(845) 353-2500

Civil Engineer & Acoustic Consultant:
AKRF Engineering PC
440 Park Avenue South, 7th Fl.
New York, NY 10016
(646) 388-9829

IT & Security Consultant:
Anj Communications
133 Sunny Ridge Road
Harrison, New York 10528
(914) 967-1967

Pool Consultant:
Integrated Aquatics Engineering, Inc.
75 Shewell Ave
Doylestown, PA 18901
(215) 230-8623

Elevator Consultant:
Jenkins and Huntington
1251 Avenue of the Americas
New York, NY 10020
(212)-696-1818

DOB STAMPS & SIGNATURES:

STATE OF NEW YORK
ROBERT A. SULLIVAN
093540
LICENSED PROFESSIONAL ENGINEER

DWG TITLE:
16TH - 17TH CONSTRUCTION FLOOR FRAMING PLAN (23RD - 24TH MARKETING FLOOR)

NB#121192903

SEAL & SIGNATURE:

DATE:	03/31/2017
PROJECT #:	15118.00
SCALE:	As indicated
DWG NO.	S-160.00

Clara Gomez
APPROVED
Under Directive 2 of 1975
Date: 11/16/2017
NYC Development Hub

DEPT OF BLDGS 421300925 Job Number
B1&R1&R2&R3&R4 Scan Code

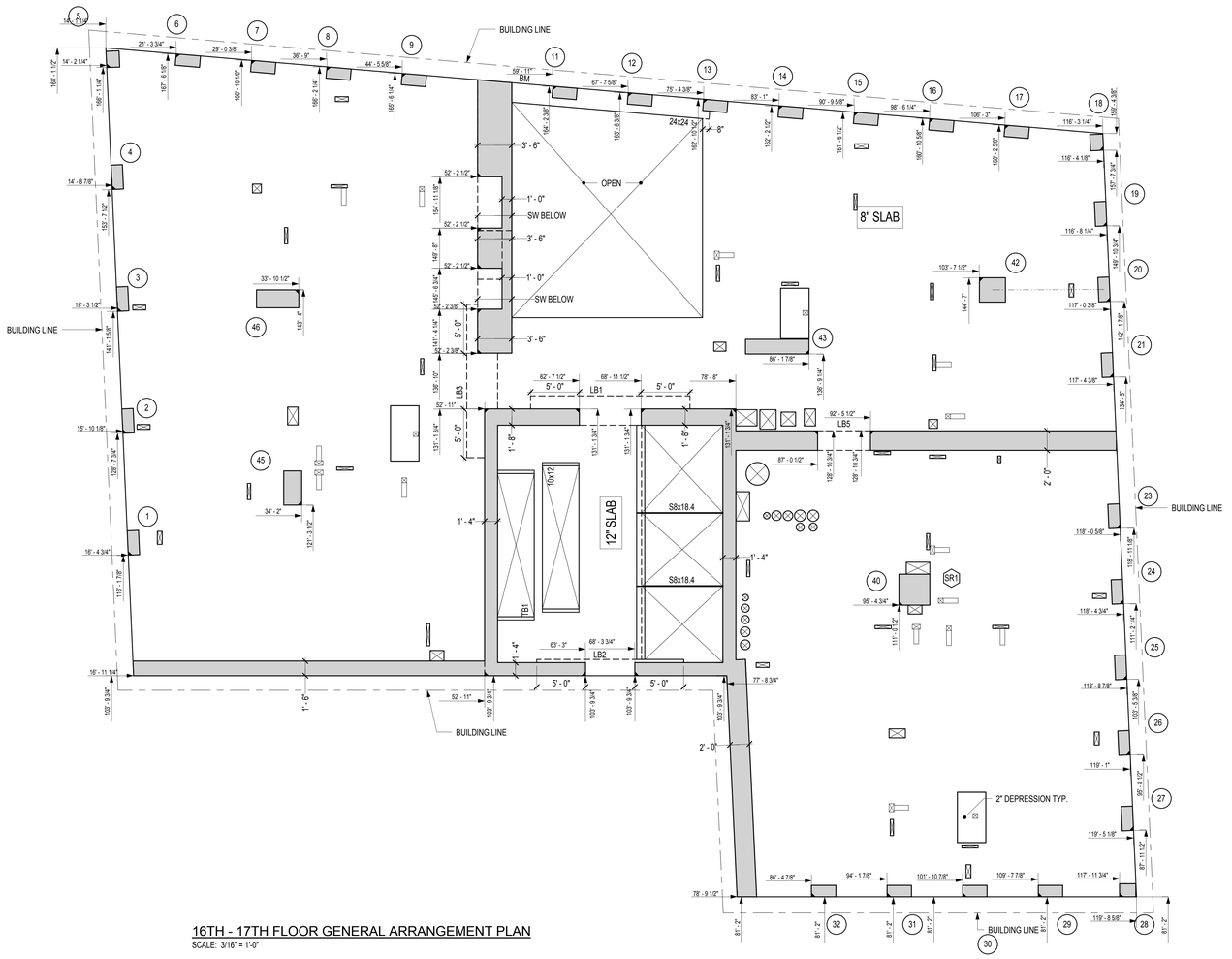

16TH - 17TH FLOOR GENERAL ARRANGEMENT PLAN
SCALE: 3/16" = 1'-0"

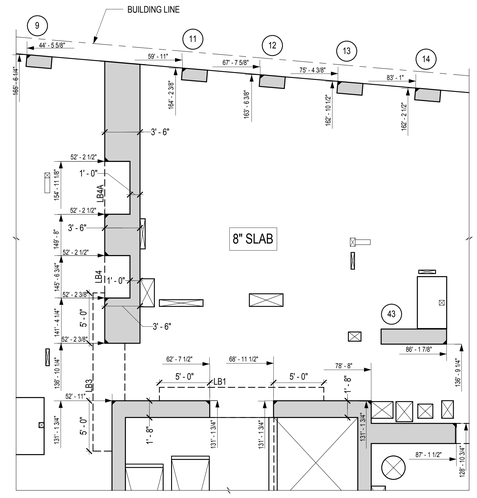

17TH FLOOR FRAMING PART PLAN
SCALE: 3/16" = 1'-0"

KEY PLAN

NOTES:

Number:	Date:	Revision:
4	09/22/2017	ISSUED TO DOB
3	08/30/2017	ASI – LINK BEAM REVISIONS
2	06/14/2017	100% CD
1	03/31/2017	95% CD

Project:
130 WILLIAM STREET
130 WILLIAM STREET
NEW YORK, NY 10038

Client:
THE LIGHTSTONE GROUP
130 WILLIAM STREET PROPERTY OWNER LLC
460 PARK AVE., 13TH FLOOR
NEW YORK, NY 10022
(212) 616-9971

Architect:
HILL | WEST ARCHITECTS
11 BROADWAY
17TH FLOOR
NEW YORK, NY 10004
T. 212 213 8007

Creative Director
Adjaye Associates
415 Broadway, 3rd Fl.
New York, NY 10013
(212) 965-8477

Building Structures:
McNamara Salvia
62 West 45th Street, 11th Fl.
New York, NY 10036
(212) 246-9800

MEP Engineer:
Ventrop ECG, LLC
365 W 34th Street, 3rd Fl.
New York, NY 10001
(212) 244-5060

Exterior Facade Consultant:
Gilsanz Murray Steficek, LLP
129 West 27th Street, 5th Fl.
New York, NY 10001
(212) 254-0030

Landscape Architect:
Weintraub Diaz, LLC
19 New Street
Nyack, NY 10960
(845) 353-2500

Civil Engineer & Acoustic Consultant:
AKRF Engineering PC
440 Park Avenue South, 7th Fl.
New York, NY 10016
(646) 388-9829

IT & Security Consultant:
Anj Communications
133 Sunny Ridge Road
Harrison, New York 10528
(914) 967-1967

Pool Consultant:
Integrated Aquatics Engineering, Inc.
75 Shewell Ave
Doylestown, PA 18901
(215) 230-8623

Elevator Consultant:
Jenkins and Huntington
1251 Avenue of the Americas
New York, NY 10020
(212)-696-1818

DOB STAMPS & SIGNATURES:

STATE OF NEW YORK — MARTIN A. SULLIVAN — 093540 — LICENSED PROFESSIONAL ENGINEER

DWG TITLE:
16TH - 17TH CONST FL GN ARRANGEMENT PLAN
(23RD - 24TH MARKETING FLOOR)
NB#121192903

SEAL & SIGNATURE:

DATE:	03/31/2017
PROJECT #:	16118.00
SCALE:	3/16" = 1'-0"
DWG NO.	S-161.00

Clara Gomez — APPROVED — Under Directive 1 of 1975 — Date: 11/06/2017 — NYC Development Hub

0' - 0" 6'

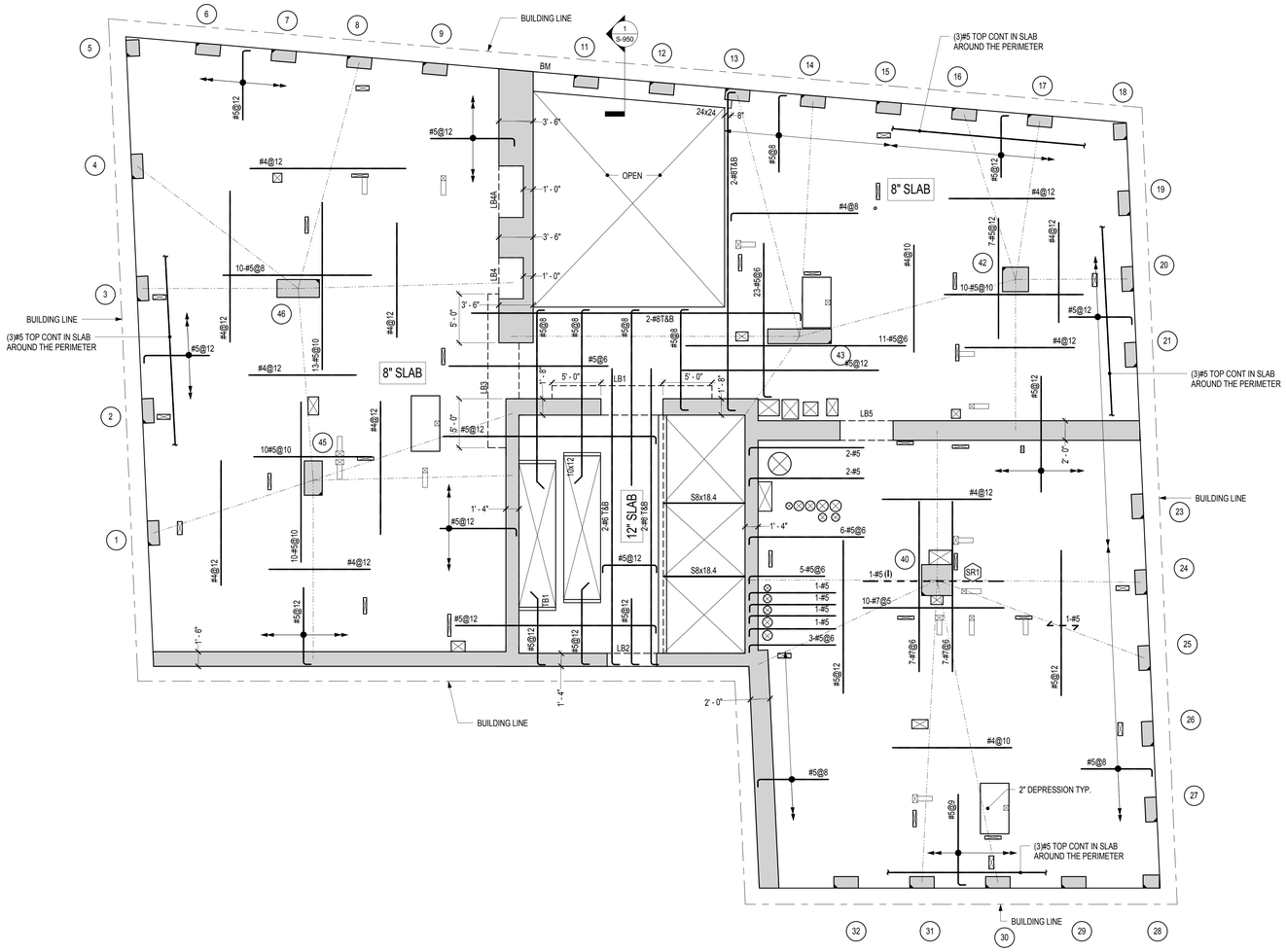

18TH FLOOR FRAMING PLAN

SCALE: 3/16" = 1'-0"

FLOOR	T/SLAB ELEVATION, UNO
18TH FLOOR	+241' - 0 3/4"

FLOOR TYPE	CONC STRENGTH	TYPICAL REINF	COMMENTS
8" SLAB	f'c= 8600 psi	#4@12 BOT MIN EW	
12" SLAB	f'c= 8600 psi	#5@12 BOT MIN EW	

NOTES:
1. FOR BALANCE OF NOTES SEE SHEET S-010
2. [X' - X"] INDICATES TOP OF STEEL BEAM MEASURED FROM TOP OF SLAB

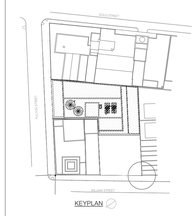

KEY PLAN

NOTES:

Number:	Date:	Revision:
10	09/22/2017	ISSUED TO DOB
9	08/30/2017	ASI – LINK BEAM REVISIONS
8	06/14/2017	100% CD
7	03/31/2017	95% CD
6	01/20/2017	80% CD
5	01/06/2017	HUB SUBMISSION
4	11/11/2016	CORE AND SHELL BUY SET
3	10/07/2016	CORE AND SHELL BID SET
2	07/06/2016	ISSUED TO DOB
1	06/20/2016	100% DD SUBMISSION

Project:
130 WILLIAM STREET
130 WILLIAM STREET
NEW YORK, NY 10038

Client:
THE LIGHTSTONE GROUP
130 WILLIAM STREET PROPERTY OWNER LLC
460 PARK AVE, 13TH FLOOR
NEW YORK, NY 10022
(212) 616-9971

Architect:
HILL | WEST ARCHITECTS
11 BROADWAY
17TH FLOOR
NEW YORK, NY 10004
T. 212 213 8007

Creative Director
Adjaye Associates
415 Broadway, 3rd Fl.
New York, NY 10013
(212) 965-8477

Building Structures:
McNamara Salvia
62 West 45th Street, 11th Fl.
New York, NY 10036
(212) 246-9800

MEP Engineer:
Ventrop ECG, LLC
365 W 34th Street, 3rd Fl.
New York, NY 10001
(212) 244-5060

Exterior Facade Consultant:
Gilsanz Murray Steficek, LLP
129 West 27th Street, 5th Fl.
New York, NY 10001
(212) 254-0030

Landscape Architect:
Weintraub Diaz, LLC
19 New Street
Nyack, NY 10960
(845) 353-2500

Civil Engineer & Acoustic Consultant:
AKRF Engineering PC
440 Park Avenue South, 7th Fl.
New York, NY 10016
(646) 388-9829

IT & Security Consultant:
Anj Communications
133 Sunny Ridge Road
Harrison, New York 10528
(914) 967-1967

Pool Consultant:
Integrated Aquatics Engineering, Inc.
75 Shewell Ave
Doylestown, PA 18901
(215) 230-8623

Elevator Consultant:
Jenkins and Huntington
1251 Avenue of the Americas
New York, NY 10020
(212)-696-1818

DOB STAMPS & SIGNATURES:

DWG TITLE:
18TH CONSTRUCTION FLOOR FRAMING PLAN
(25TH MARKETING FLOOR)
NB#121192903

SEAL & SIGNATURE:

DATE:	03/31/2017
PROJECT #:	16118.00
SCALE:	As indicated
DWG NO.	S-180.00

DEPT OF BLDGS 121192903 Job Number
Scan Code

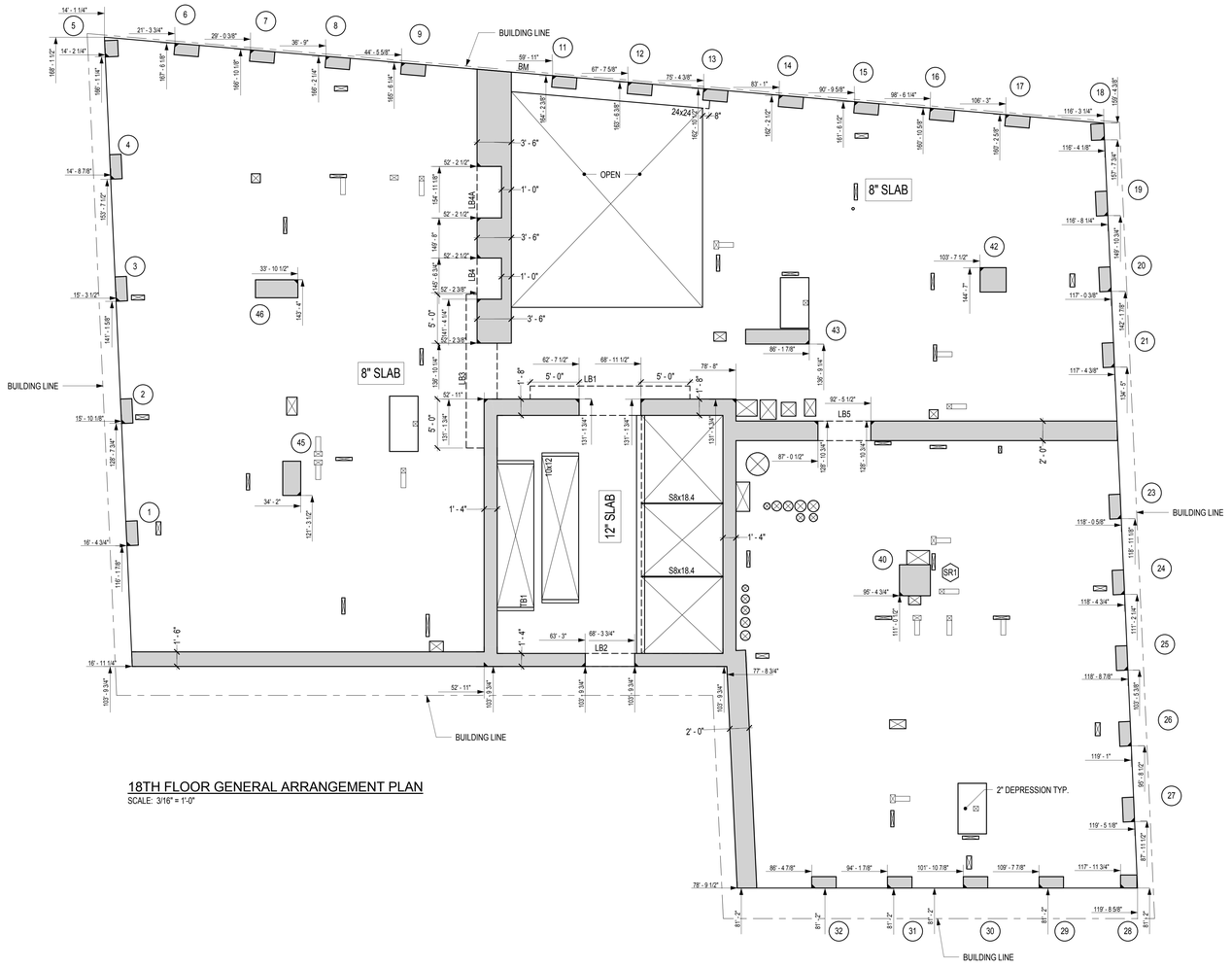

18TH FLOOR GENERAL ARRANGEMENT PLAN
SCALE: 3/16" = 1'-0"

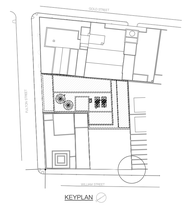

KEY PLAN

NOTES:

Number:	Date:	Revision:
4	09/22/2017	ISSUED TO DOB
3	08/30/2017	ASI – LINK BEAM REVISIONS
2	06/14/2017	100% CD
1	03/31/2017	95% CD

Project:
130 WILLIAM STREET
130 WILLIAM STREET
NEW YORK, NY 10038

Client:
THE LIGHTSTONE GROUP
130 WILLIAM STREET PROPERTY OWNER LLC
460 PARK AVE, 13TH FLOOR
NEW YORK, NY 10022
(212) 616-9971

Architect:
HILL | WEST ARCHITECTS
11 BROADWAY
17TH FLOOR
NEW YORK, NY 10004
T. 212 213 8007

Creative Director
Adjaye Associates
415 Broadway, 3rd Fl.
New York, NY 10013
(212) 965-8477

Building Structures:
McNamara Salvia
62 West 45th Street, 11th Fl.
New York, NY 10036
(212) 246-9800

MEP Engineer:
Ventrop ECG, LLC
365 W 34th Street, 3rd Fl.
New York, NY 10001
(212) 244-5060

Exterior Facade Consultant:
Gilsanz Murray Steficek, LLP
129 West 27th Street, 5th Fl.
New York, NY 10001
(212) 254-0030

Landscape Architect:
Weintraub Diaz, LLC
19 New Street
Nyack, NY 10960
(845) 353-2500

Civil Engineer & Acoustic Consultant:
AKRF Engineering PC
440 Park Avenue South, 7th Fl.
New York, NY 10016
(646) 388-9829

IT & Security Consultant:
Anj Communications
133 Sunny Ridge Road
Harrison, New York 10528
(914) 967-1967

Pool Consultant:
Integrated Aquatics Engineering, Inc.
75 Shewell Ave
Doylestown, PA 18901
(215) 230-8623

Elevator Consultant:
Jenkins and Huntington
1251 Avenue of the Americas
New York, NY 10020
(212)-696-1818

DOB STAMPS & SIGNATURES:

STATE OF NEW YORK
ROBERT A. SULLIVAN
093540
LICENSED PROFESSIONAL ENGINEER

DWG TITLE:
18TH CONSTRUCTION FLOOR GENERAL ARRANGEMENT PLAN (25TH MARKETING FLOOR)

NB#121192903

SEAL & SIGNATURE:

DATE:	03/31/2017
PROJECT #:	16118.00
SCALE:	3/16" = 1'-0"
DWG NO.	S-181.00

Clara Gomez
APPROVED
Under Directive 1 of 1975
Date: 11/06/2017
NYC Development Hub

0' - 0"
0' - 0"

DEPT OF BLDGS 421300923 Job Number
E3485695776 Scan Code

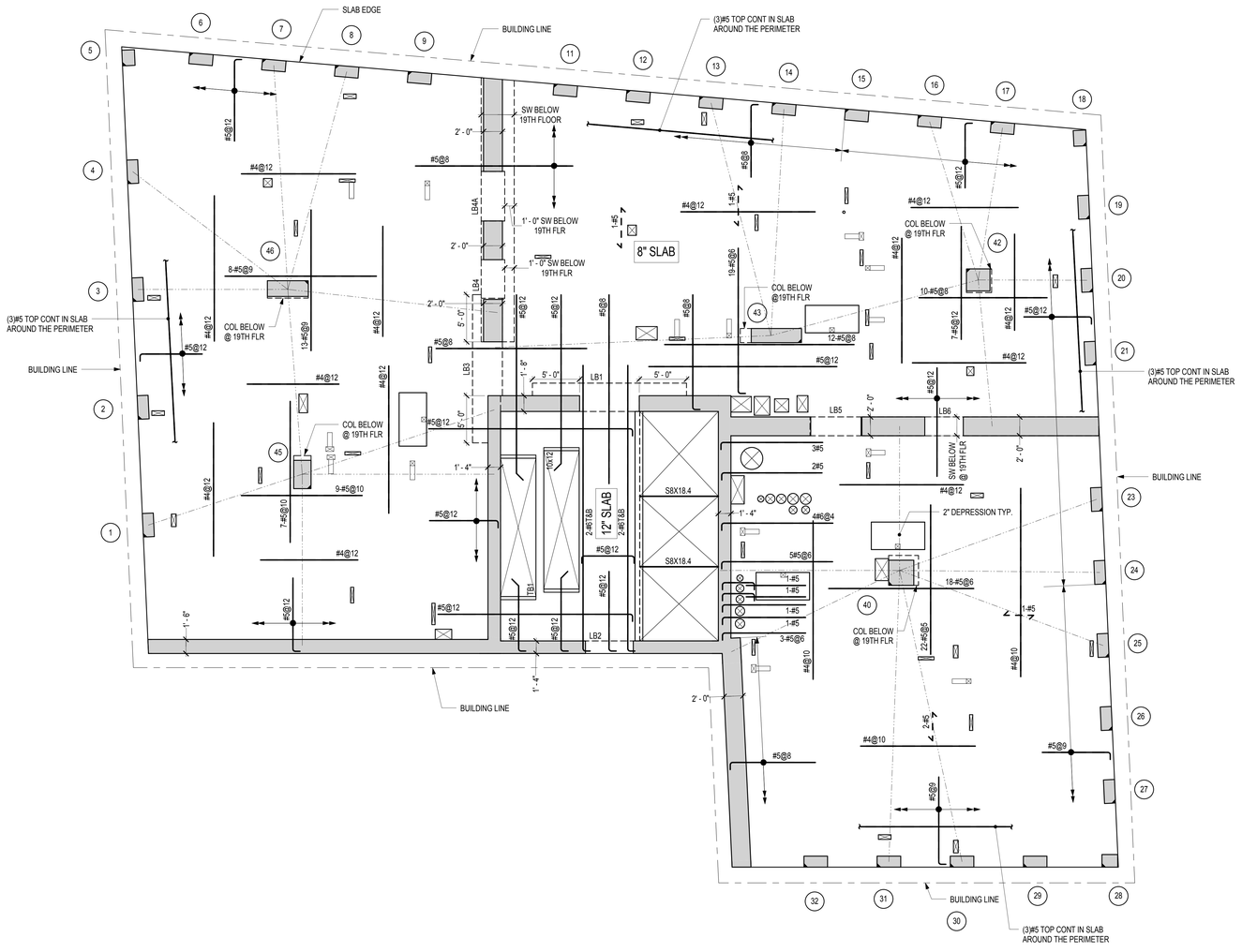

19TH - 25TH FLOOR FRAMING PLAN

SCALE: 3/16" = 1'-0"

FLOOR	T/SLAB ELEVATION, UNO
19TH FLOOR	+251' - 8 3/4"
20TH FLOOR	+262' - 4 3/4"
21ST FLOOR	+273' - 0 3/4"
22ND FLOOR	+283' - 8 3/4"
23RD FLOOR	+294' - 4 3/4"
24TH FLOOR	+305' - 0 3/4"
25TH FLOOR	+315' - 8 3/4"

FLOOR TYPE	CONC STRENGTH	TYPICAL REINF	COMMENTS
8" SLAB	f`c= 8600 psi	#4@12 BOT MIN EW	
12" SLAB	f`c= 8600 psi	#5@12 BOT MIN EW	

NOTES:
1. FOR BALANCE OF NOTES SEE SHEET S-010
2. [X' - X"] INDICATES TOP OF STEEL BEAM MEASURED FROM TOP OF SLAB

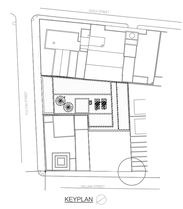

KEY PLAN

NOTES:

Number:	Date:	Revision:
10	09/22/2017	ISSUED TO DOB
9	08/30/2017	ASI - LINK BEAM REVISIONS
8	06/14/2017	100% CD
7	03/31/2017	95% CD
6	01/20/2017	80% CD
5	01/06/2017	HUB SUBMISSION
4	11/11/2016	CORE AND SHELL BLY SET
3	10/01/2016	CORE AND SHELL BD SET
2	07/06/2016	ISSUED TO DOB
1	06/20/2016	100% DD SUBMISSION

Project:
130 WILLIAM STREET
130 WILLIAM STREET
NEW YORK, NY 10038

Client:
THE LIGHTSTONE GROUP
130 WILLIAM STREET PROPERTY OWNER LLC
460 PARK AVE, 13TH FLOOR
NEW YORK, NY 10022
(212) 616-9971

Architect:
HILL | WEST ARCHITECTS
11 BROADWAY
17TH FLOOR
NEW YORK, NY 10004
T. 212 213 8007

Creative Director
Adjaye Associates
415 Broadway, 3rd Fl.
New York, NY 10013
(212) 965-8477

Building Structures:
McNamara Salvia
62 West 45th Street, 11th Fl.
New York, NY 10036
(212) 246-9800

MEP Engineer:
Ventrop ECG, LLC
365 W 34th Street, 3rd Fl.
New York, NY 10001
(212) 244-5060

Exterior Facade Consultant:
Gilsanz Murray Steficek, LLP
129 West 27th Street, 5th Fl.
New York, NY 10001
(212) 254-0030

Landscape Architect:
Weintraub Diaz, LLC
19 New Street
Nyack, NY 10960
(845) 353-2500

Civil Engineer & Acoustic Consultant:
AKRF Engineering PC
440 Park Avenue South, 7th Fl.
New York, NY 10016
(646) 388-9829

IT & Security Consultant:
Anj Communications
133 Sunny Ridge Road
Harrison, New York 10528
(914) 967-1967

Pool Consultant:
Integrated Aquatics Engineering, Inc.
75 Shewell Ave
Doylestown, PA 18901
(215) 230-8623

Elevator Consultant:
Jenkins and Huntington
1251 Avenue of the Americas
New York, NY 10020
(212)-696-1818

DOB STAMPS & SIGNATURES:

DWG TITLE:
19TH - 25TH CONSTRUCTION FLOOR FRAMING PLAN (26TH - 32ND MARKETING FLOOR)
NB#121192903

SEAL & SIGNATURE:

DATE: 03/31/2017
PROJECT #: 16118.00
SCALE: As indicated
S-190.00
DWG NO.

DEPT OF BLDGS 121192903 Job Number
E5342017704 Scan Code

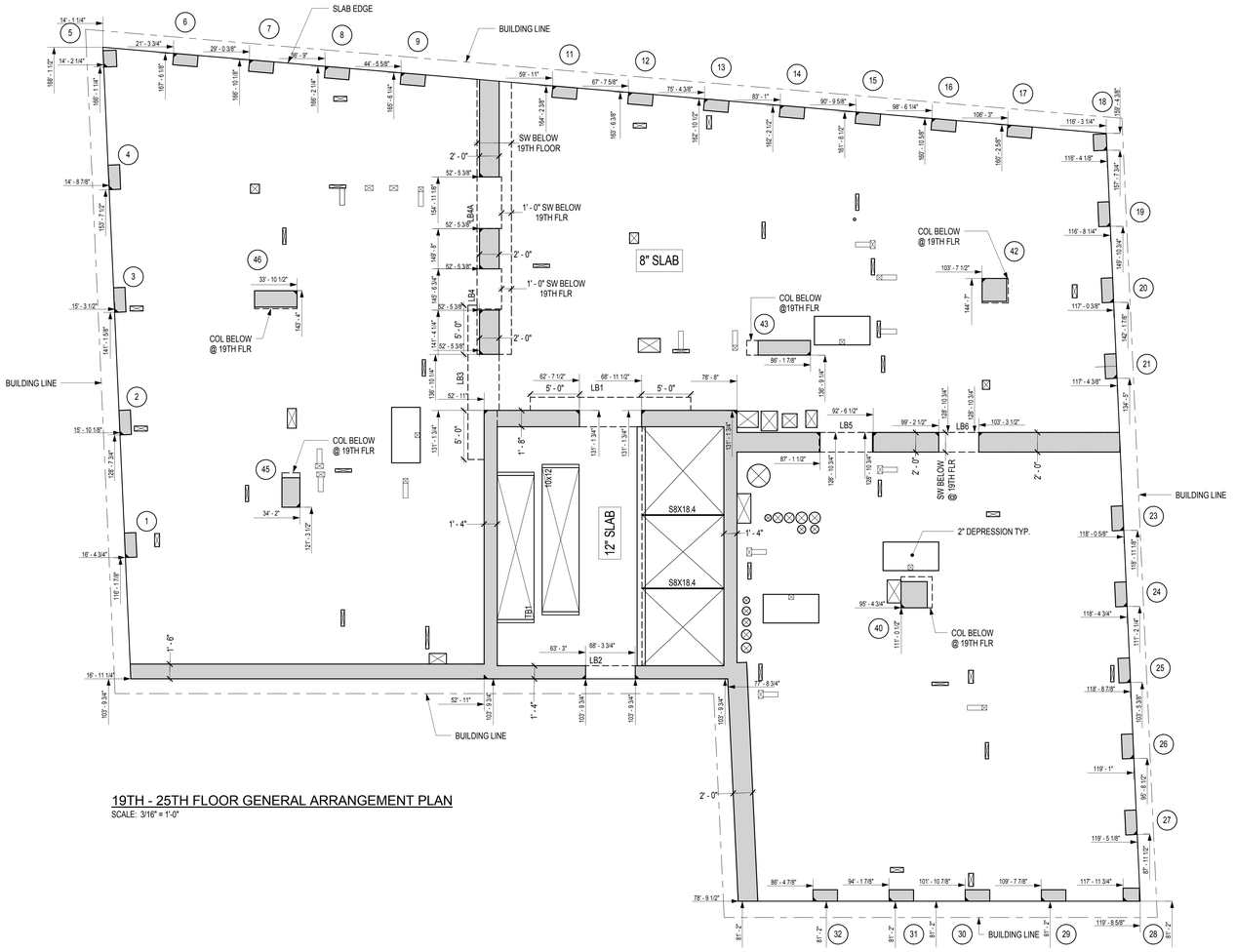

19TH - 25TH FLOOR GENERAL ARRANGEMENT PLAN
SCALE: 3/16" = 1'-0"

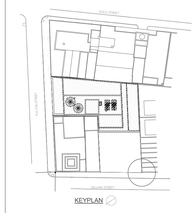

KEY PLAN

NOTES:

Number:	Date:	Revision:
4	09/22/2017	ISSUED TO DOB
3	08/30/2017	ASI - LINK BEAM REVISIONS
2	06/14/2017	100% CD
1	03/31/2017	95% CD

Project:
130 WILLIAM STREET
130 WILLIAM STREET
NEW YORK, NY 10038

Client:
THE LIGHTSTONE GROUP
130 WILLIAM STREET PROPERTY OWNER LLC
460 PARK AVE, 13TH FLOOR
NEW YORK, NY 10022
(212) 616-9971

Architect:
HILL | WEST ARCHITECTS
11 BROADWAY
17TH FLOOR
NEW YORK, NY 10004
T. 212 213 8007

Creative Director
Adjaye Associates
415 Broadway, 3rd Fl.
New York, NY 10013
(212) 965-8477

Building Structures:
McNamara Salvia
62 West 45th Street, 11th Fl.
New York, NY 10036
(212) 246-9800

MEP Engineer:
Ventrop ECG, LLC
365 W 34th Street, 3rd Fl.
New York, NY 10001
(212) 244-5060

Exterior Facade Consultant:
Gilsanz Murray Steficek, LLP
129 West 27th Street, 5th Fl.
New York, NY 10001
(212) 254-0030

Landscape Architect:
Weintraub Diaz, LLC
19 New Street
Nyack, NY 10960
(845) 353-2500

Civil Engineer & Acoustic Consultant:
AKRF Engineering PC
440 Park Avenue South, 7th Fl.
New York, NY 10016
(646) 388-9829

IT & Security Consultant:
Anj Communications
133 Sunny Ridge Road
Harrison, New York 10528
(914) 967-1967

Pool Consultant:
Integrated Aquatics Engineering, Inc.
75 Shewell Ave
Doylestown, PA 18901
(215) 230-8623

Elevator Consultant:
Jenkins and Huntington
1251 Avenue of the Americas
New York, NY 10020
(212)-696-1818

DOB STAMPS & SIGNATURES:

DWG TITLE:
19TH - 25TH CONST FL GN ARRANGEMENT PLAN
(26TH - 32ND MARKETING FLOOR)
NB#121192903

SEAL & SIGNATURE:

DATE:	03/31/2017
PROJECT #:	16118.00
SCALE:	3/16" = 1'-0"
DWG NO.	S-191.00

Clara Gomez
APPROVED
Under Directive 2 of 1975
Date: 11/06/2017
NYC Development Hub

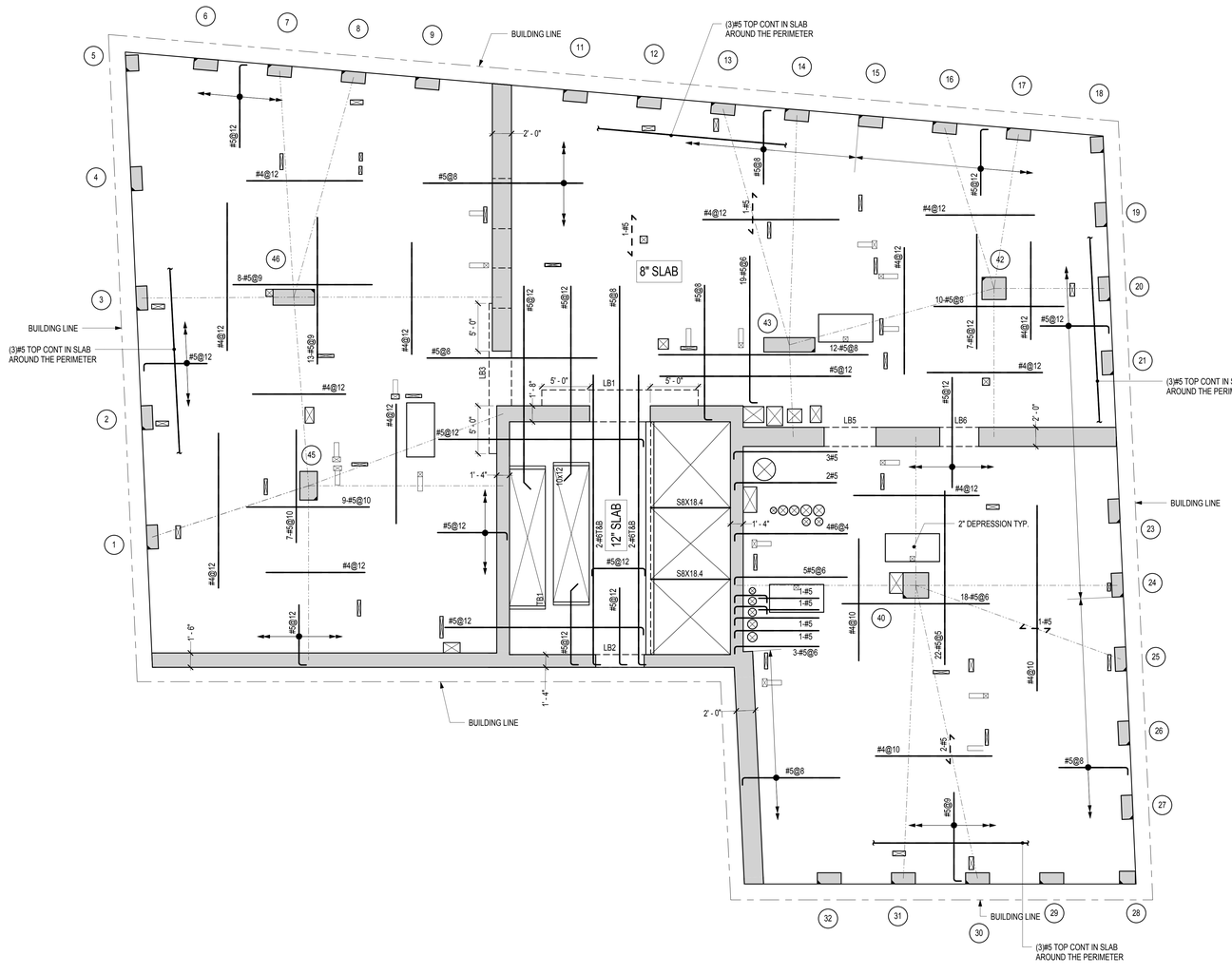

26TH FLOOR FRAMING PLAN

SCALE: 3/16" = 1'-0"

FLOOR	T/SLAB ELEVATION, UNO
26TH FLOOR	+326' - 4 3/4"

FLOOR TYPE	CONC STRENGTH	TYPICAL REINF	COMMENTS
8" SLAB	f'c= 8600 psi	#4@12 BOT MIN EW	
12" SLAB	f'c= 8600 psi	#5@12 BOT MIN EW	

NOTES:
1. FOR BALANCE OF NOTES SEE SHEET S-010
2. [X' - X"] INDICATES TOP OF STEEL BEAM MEASURED FROM TOP OF SLAB

Clara Gomez
APPROVED
Under Directive 2 of 1975
Date: 11/06/2017
NYC Development Hub

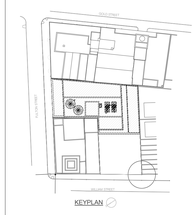

KEY PLAN

NOTES:

Number:	Date:	Revision:
8	09/22/2017	ISSUED TO DOB
7	08/30/2017	ASI – LINK BEAM REVISIONS
6	06/14/2017	100% CD
5	03/31/2017	95% CD
4	01/20/2017	80% CD
3	01/06/2017	HUB SUBMISSION
2	11/11/2016	CORE AND SHELL BUY SET
1	10/07/2016	CORE AND SHELL BID SET

Project:
130 WILLIAM STREET
130 WILLIAM STREET
NEW YORK, NY 10038

Client:
THE LIGHTSTONE GROUP
130 WILLIAM STREET PROPERTY OWNER LLC
460 PARK AVE, 13TH FLOOR
NEW YORK, NY 10022
(212) 616-9971

Architect:
HILL | WEST ARCHITECTS
11 BROADWAY
17TH FLOOR
NEW YORK, NY 10004
T. 212 213 8007

Creative Director
Adjaye Associates
415 Broadway, 3rd Fl.
New York, NY 10013
(212) 965-8477

Building Structures:
McNamara Salvia
62 West 45th Street, 11th Fl.
New York, NY 10036
(212) 246-9800

MEP Engineer:
Ventrop ECG, LLC
365 W 34th Street, 3rd Fl.
New York, NY 10001
(212) 244-5060

Exterior Facade Consultant:
Gilsanz Murray Steficek, LLP
129 West 27th Street, 5th Fl.
New York, NY 10001
(212) 254-0030

Landscape Architect:
Weintraub Diaz, LLC
19 New Street
Nyack, NY 10960
(845) 353-2500

Civil Engineer & Acoustic Consultant:
AKRF Engineering PC
440 Park Avenue South, 7th Fl.
New York, NY 10016
(646) 388-9829

IT & Security Consultant:
Anj Communications
133 Sunny Ridge Road
Harrison, New York 10528
(914) 967-1967

Pool Consultant:
Integrated Aquatics Engineering, Inc.
75 Shewell Ave
Doylestown, PA 18901
(215) 230-8623

Elevator Consultant:
Jenkins and Huntington
1251 Avenue of the Americas
New York, NY 10020
(212)-696-1818

DOB STAMPS & SIGNATURES:

DWG TITLE:
26TH CONSTRUCTION FLOOR FRAMING PLAN
(33RD MARKETING FLOOR)
NB#121192903

SEAL & SIGNATURE:

DATE:	03/31/2017
PROJECT #:	16118.00
SCALE:	As indicated
DWG NO.	S-260.00

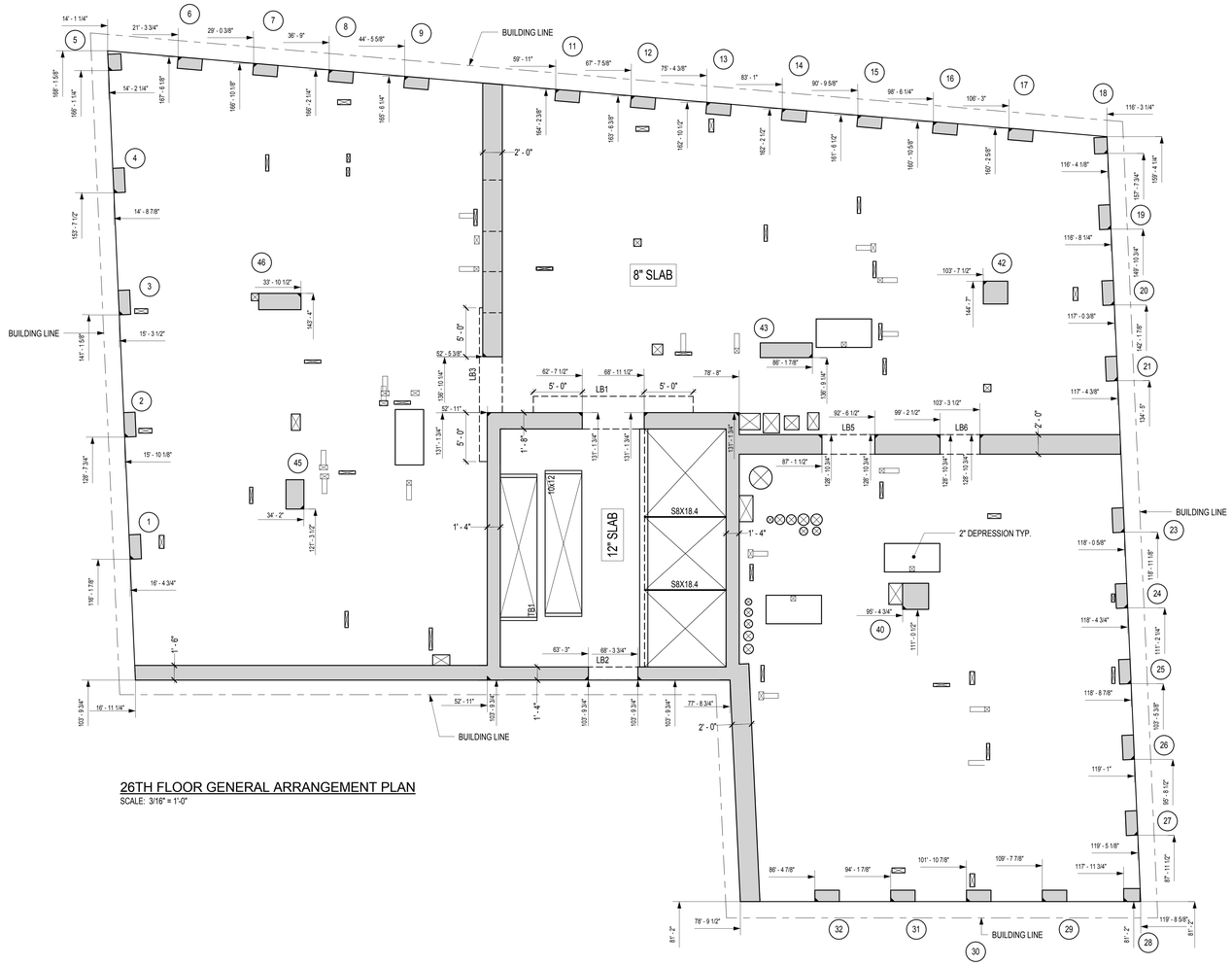

26TH FLOOR GENERAL ARRANGEMENT PLAN
SCALE: 3/16" = 1'-0"

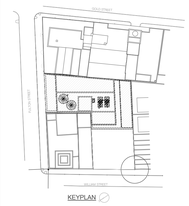

KEY PLAN

NOTES:

Number:	Date:	Revision:
4	09/22/2017	ISSUED TO DOB
3	08/30/2017	ASI - LINK BEAM REVISIONS
2	06/14/2017	100% CD
1	03/31/2017	95% CD

Project:
130 WILLIAM STREET
130 WILLIAM STREET
NEW YORK, NY 10038

Client:
THE LIGHTSTONE GROUP
130 WILLIAM STREET PROPERTY OWNER LLC
460 PARK AVE, 13TH FLOOR
NEW YORK, NY 10022
(212) 616-9971

Architect:
HILL | WEST ARCHITECTS
11 BROADWAY
17TH FLOOR
NEW YORK, NY 10004
T. 212 213 8007

Creative Director
Adjaye Associates
415 Broadway, 3rd Fl.
New York, NY 10013
(212) 965-8477

Building Structures:
McNamara Salvia
62 West 45th Street, 11th Fl.
New York, NY 10036
(212) 246-9800

MEP Engineer:
Ventrop ECG, LLC
365 W 34th Street, 3rd Fl.
New York, NY 10001
(212) 244-5060

Exterior Facade Consultant:
Gilsanz Murray Steficek, LLP
129 West 27th Street, 5th Fl.
New York, NY 10001
(212) 254-0030

Landscape Architect:
Weintraub Diaz, LLC
19 New Street
Nyack, NY 10960
(845) 353-2500

Civil Engineer & Acoustic Consultant:
AKRF Engineering PC
440 Park Avenue South, 7th Fl.
New York, NY 10016
(646) 388-9829

IT & Security Consultant:
Anj Communications
133 Sunny Ridge Road
Harrison, New York 10528
(914) 967-1967

Pool Consultant:
Integrated Aquatics Engineering, Inc.
75 Shewell Ave
Doylestown, PA 18901
(215) 230-8623

Elevator Consultant:
Jenkins and Huntington
1251 Avenue of the Americas
New York, NY 10020
(212)-696-1818

DOB STAMPS & SIGNATURES:

DWG TITLE:
26TH CONSTRUCTION FLOOR GENERAL ARRANGEMENT PLAN (33RD MARKETING FLOOR)
NB#121192903

SEAL & SIGNATURE:

DATE:	03/31/2017
PROJECT #:	16118.00
SCALE:	3/16" = 1'-0"
DWG NO.	S-261.00

Clara Gomez
Building
APPROVED
Under Directive 2 of 1975
Date: 11/06/2017
NYC Development Hub

DEPT OF BLDGS 121192903 Job Number
ES127444689 Scan Code

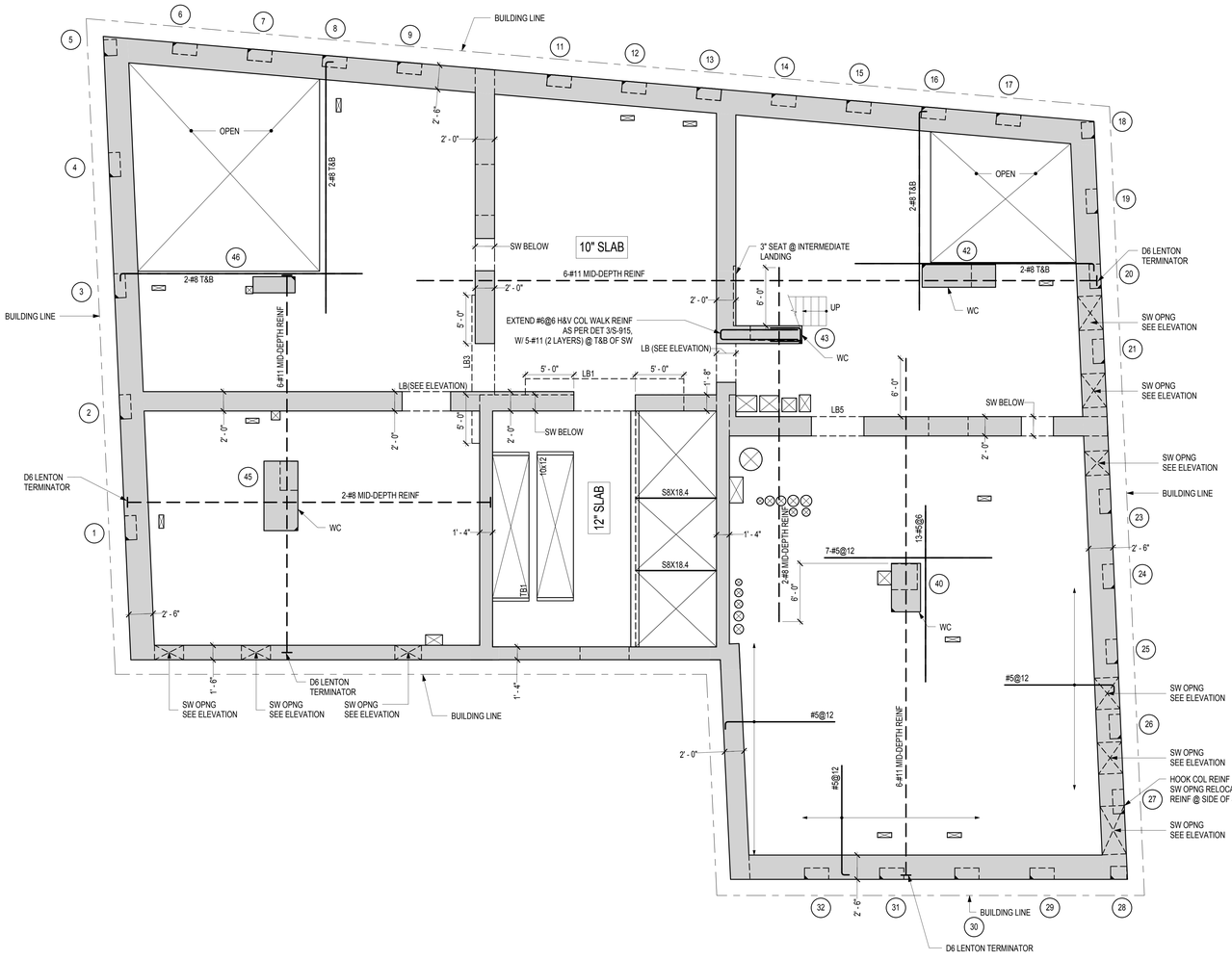

27TH FLOOR FRAMING PLAN

SCALE: 3/16" = 1'-0"

FLOOR	T/SLAB ELEVATION, UNO
27TH FLOOR	+337' - 0 3/4"

FLOOR TYPE	CONC STRENGTH	TYPICAL REINF	COMMENTS
8" SLAB	f`c= 8600 psi	N/A SEE PLAN	
10" SLAB	f`c= 8600 psi	#5@8 CONT TOP & BOT EW	
12" SLAB	f`c= 8600 psi	#5@8 CONT TOP & BOT EW	

NOTES:
1. FOR BALANCE OF NOTES SEE SHEET S-010
2. [X' - X"] INDICATES TOP OF STEEL BEAM MEASURED FROM TOP OF SLAB

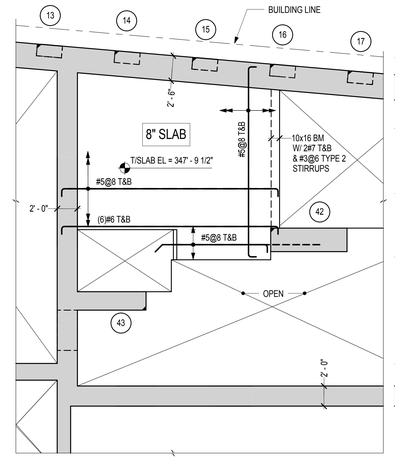

2 S-270 27TH FLOOR MEZZANINE PART PLAN
SCALE: 3/16" = 1'-0"

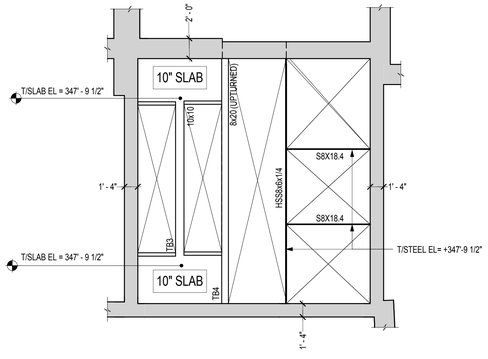

3 S-270 27TH FLOOR INTERMEDIATE LANDING PART PLAN
SCALE: 3/16" = 1'-0"

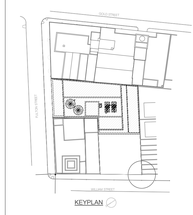

KEY PLAN

NOTES:

Number:	Date:	Revision:
10	09/22/2017	ISSUED TO DOB
9	08/30/2017	ASI - LINK BEAM REVISIONS
8	06/14/2017	100% CD
7	03/31/2017	95% CD
6	01/20/2017	80% CD
5	01/06/2017	HUB SUBMISSION
4	11/11/2016	CORE AND SHELL BLY SET
3	10/01/2016	CORE AND SHELL BD SET
2	07/06/2016	ISSUED TO DOB
1	06/20/2016	100% DD SUBMISSION

Project:
130 WILLIAM STREET
130 WILLIAM STREET
NEW YORK, NY 10038

Client:
THE LIGHTSTONE GROUP
130 WILLIAM STREET PROPERTY OWNER LLC
460 PARK AVE, 13TH FLOOR
NEW YORK, NY 10022
(212) 616-9971

Architect:
HILL | WEST ARCHITECTS
11 BROADWAY
17TH FLOOR
NEW YORK, NY 10004
T. 212 213 8007

Creative Director
Adjaye Associates
415 Broadway, 3rd Fl.
New York, NY 10013
(212) 965-8477

Building Structures:
McNamara Salvia
62 West 45th Street, 11th Fl.
New York, NY 10036
(212) 246-9800

MEP Engineer:
Ventrop ECG, LLC
365 W 34th Street, 3rd Fl.
New York, NY 10001
(212) 244-5060

Exterior Facade Consultant:
Gilsanz Murray Steficek, LLP
129 West 27th Street, 5th Fl.
New York, NY 10001
(212) 254-0030

Landscape Architect:
Weintraub Diaz, LLC
19 New Street
Nyack, NY 10960
(845) 353-2500

Civil Engineer & Acoustic Consultant:
AKRF Engineering PC
440 Park Avenue South, 7th Fl.
New York, NY 10016
(646) 388-9829

IT & Security Consultant:
Anj Communications
133 Sunny Ridge Road
Harrison, New York 10528
(914) 967-1967

Pool Consultant:
Integrated Aquatics Engineering, Inc.
75 Shewell Ave
Doylestown, PA 18901
(215) 230-8623

Elevator Consultant:
Jenkins and Huntington
1251 Avenue of the Americas
New York, NY 10020
(212)-696-1818

DOB STAMPS & SIGNATURES:

STATE OF NEW YORK — ROBERT A. SUTTON — LICENSED PROFESSIONAL ENGINEER — 093540

Clara Gomez — Building Code — APPROVED — Under Directive 1 of 1975 — Date: 11/06/2017 — NYC Development Hub

DWG TITLE:
27TH CONSTRUCTION FLOOR FRAMING PLAN
(34TH MARKETING FLOOR)
NB#121192903

SEAL & SIGNATURE:

DATE:	03/31/2017
PROJECT #:	16118.00
SCALE:	As indicated
DWG NO.	S-270.00

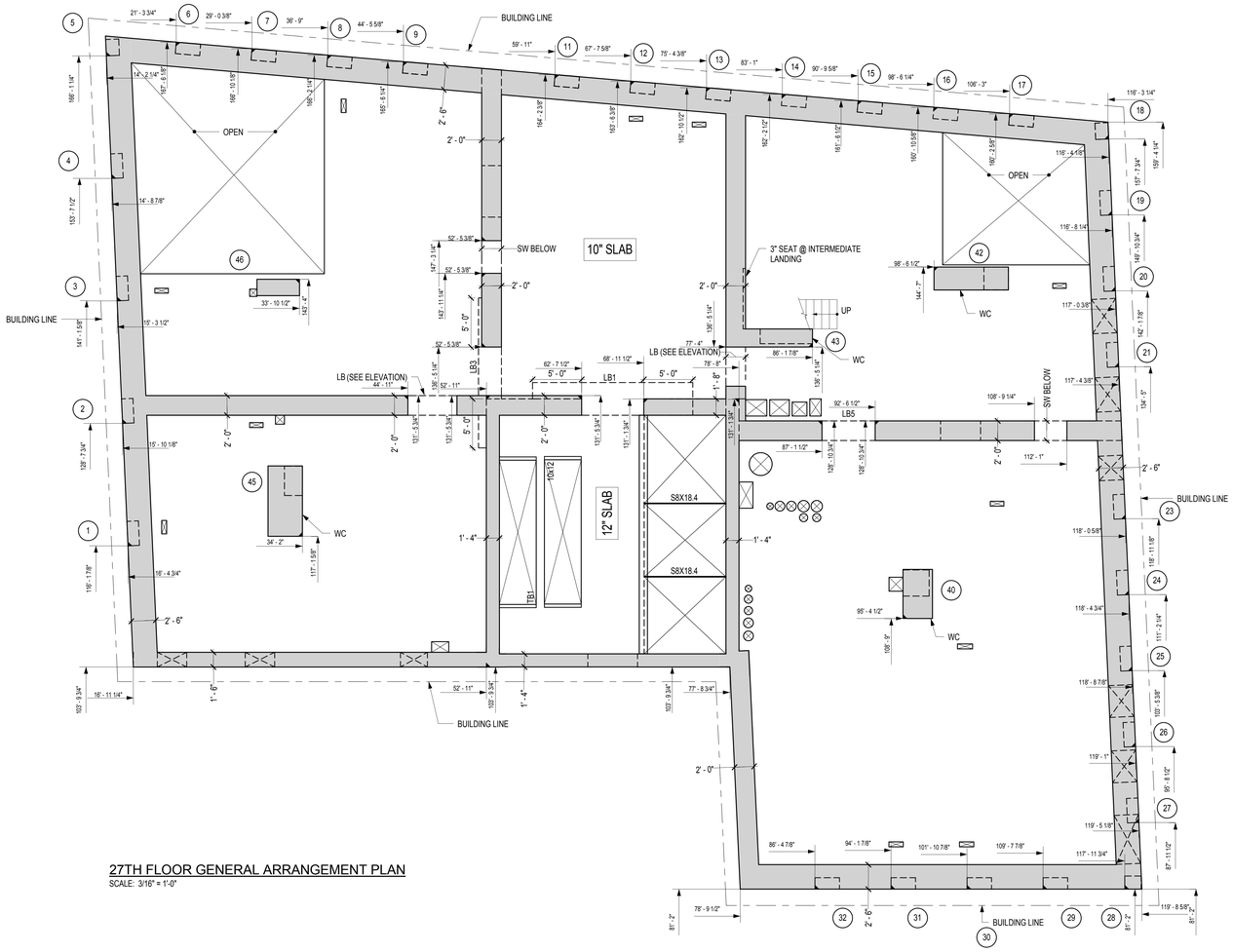

27TH FLOOR GENERAL ARRANGEMENT PLAN
SCALE: 3/16" = 1'-0"

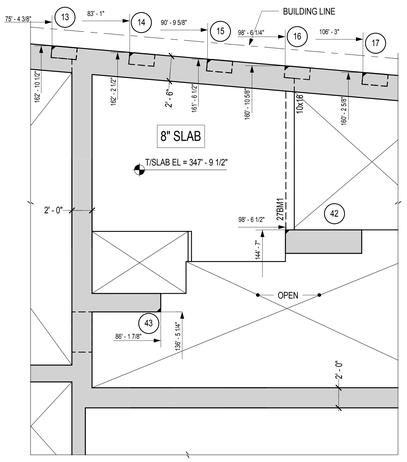

27TH FLOOR MEZZANINE PART PLAN
SCALE: 3/16" = 1'-0"

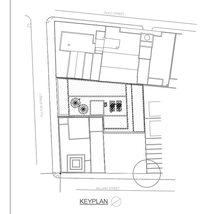

KEY PLAN

NOTES:

Number:	Date:	Revision:
4	09/22/2017	ISSUED TO DOB
3	08/30/2017	ASI - LINK BEAM REVISIONS
2	06/14/2017	100% CD
1	03/31/2017	95% CD

Project:
130 WILLIAM STREET
130 WILLIAM STREET
NEW YORK, NY 10038

Client:
THE LIGHTSTONE GROUP
130 WILLIAM STREET PROPERTY OWNER LLC
460 PARK AVE, 13TH FLOOR
NEW YORK, NY 10022
(212) 616-9971

Architect:
HILL | WEST ARCHITECTS
11 BROADWAY
17TH FLOOR
NEW YORK, NY 10004
T. 212 213 8007

Creative Director
Adjaye Associates
415 Broadway, 3rd Fl.
New York, NY 10013
(212) 965-8477

Building Structures:
McNamara Salvia
62 West 45th Street, 11th Fl.
New York, NY 10036
(212) 246-9800

MEP Engineer:
Ventrop ECG, LLC
365 W 34th Street, 3rd Fl.
New York, NY 10001
(212) 244-5060

Exterior Facade Consultant:
Gilsanz Murray Steficek, LLP
129 West 27th Street, 5th Fl.
New York, NY 10001
(212) 254-0030

Landscape Architect:
Weintraub Diaz, LLC
19 New Street
Nyack, NY 10960
(845) 353-2500

Civil Engineer & Acoustic Consultant:
AKRF Engineering PC
440 Park Avenue South, 7th Fl.
New York, NY 10016
(646) 388-9829

IT & Security Consultant:
Anj Communications
133 Sunny Ridge Road
Harrison, New York 10528
(914) 967-1967

Pool Consultant:
Integrated Aquatics Engineering, Inc.
75 Shewell Ave
Doylestown, PA 18901
(215) 230-8623

Elevator Consultant:
Jenkins and Huntington
1251 Avenue of the Americas
New York, NY 10020
(212)-696-1818

DOB STAMPS & SIGNATURES:

DWG TITLE:
27TH CONSTRUCTION FLOOR GENERAL ARRANGEMENT PLAN (34TH MARKETING FLOOR)
NB#121192903

SEAL & SIGNATURE:

DATE:	03/31/2017
PROJECT #:	16118.00
SCALE:	3/16" = 1'-0"
DWG NO.	S-271.00

Clara Gomez
APPROVED
Under Directive 2 of 1975
Date: 11/06/2017
NYC Development Hub

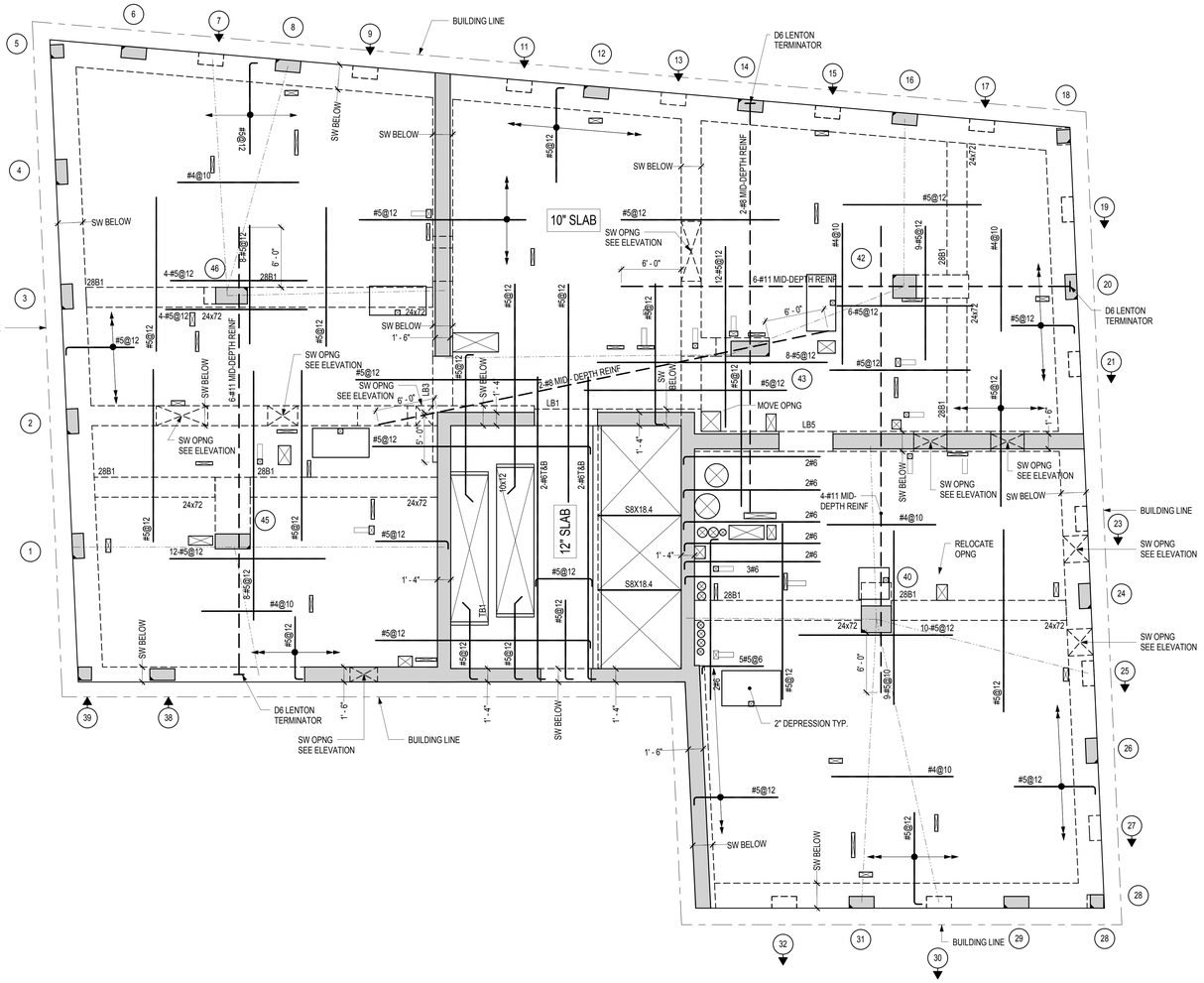

28TH FLOOR FRAMING PLAN

SCALE: 3/16" = 1'-0"

FLOOR	T/SLAB ELEVATION, UNO
28TH FLOOR	+358' - 4 3/4"

FLOOR TYPE	CONC STRENGTH	TYPICAL REINF	COMMENTS
10" SLAB	f'c= 8600 psi	#4@10 BOT MIN EW	
12" SLAB	f'c= 8600 psi	#5@12 BOT MIN EW	

NOTES:
1. FOR BALANCE OF NOTES SEE SHEET S-010
2. [X' - X"] INDICATES TOP OF STEEL BEAM MEASURED FROM TOP OF SLAB

CONCRETE BEAM SCHEDULE								
MARK	SIZE	REINFORCING			STIRRUPS			REMARKS
	(WXD)	BOTTOM	CONTINUOUS TOP	ADDITIONAL TOP	SIZE	TYPE	SPACING (in)	
28B1	24x72	15#11 (3Layers)	15#11 (3Layers)	-	#5	Type 2	5	6#9 SKIN REINF EF

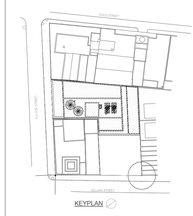

KEY PLAN

NOTES:

Number:	Date:	Revision:
10	09/22/2017	ISSUED TO DOB
9	08/30/2017	ASI – LINK BEAM REVISIONS
8	06/14/2017	100% CD
7	03/31/2017	95% CD
6	01/20/2017	80% CD
5	01/06/2017	HUB SUBMISSION
4	11/11/2016	CORE AND SHELL BUY SET
3	10/07/2016	CORE AND SHELL BID SET
2	07/06/2016	ISSUED TO DOB
1	06/20/2016	100% DD SUBMISSION

Project:
130 WILLIAM STREET
130 WILLIAM STREET
NEW YORK, NY 10038

Client:
THE LIGHTSTONE GROUP
130 WILLIAM STREET PROPERTY OWNER LLC
460 PARK AVE, 13TH FLOOR
NEW YORK, NY 10022
(212) 616-9971

Architect:
HILL | WEST ARCHITECTS
11 BROADWAY
17TH FLOOR
NEW YORK, NY 10004
T. 212 213 8007

Creative Director
Adjaye Associates
415 Broadway, 3rd Fl.
New York, NY 10013
(212) 965-8477

Building Structures:
McNamara Salvia
62 West 45th Street, 11th Fl.
New York, NY 10036
(212) 246-9800

MEP Engineer:
Ventrop ECG, LLC
365 W 34th Street, 3rd Fl.
New York, NY 10001
(212) 244-5060

Exterior Facade Consultant:
Gilsanz Murray Steficek, LLP
129 West 27th Street, 5th Fl.
New York, NY 10001
(212) 254-0030

Landscape Architect:
Weintraub Diaz, LLC
19 New Street
Nyack, NY 10960
(845) 353-2500

Civil Engineer & Acoustic Consultant:
AKRF Engineering PC
440 Park Avenue South, 7th Fl.
New York, NY 10016
(646) 388-9829

IT & Security Consultant:
Anj Communications
133 Sunny Ridge Road
Harrison, New York 10528
(914) 967-1967

Pool Consultant:
Integrated Aquatics Engineering, Inc.
75 Shewell Ave
Doylestown, PA 18901
(215) 230-8623

Elevator Consultant:
Jenkins and Huntington
1251 Avenue of the Americas
New York, NY 10020
(212)-696-1818

DOB STAMPS & SIGNATURES:

DWG TITLE:
28TH CONSTRUCTION FLOOR FRAMING PLAN
(37TH MARKETING FLOOR)
NB#121192903

SEAL & SIGNATURE:

DATE:	03/31/2017
PROJECT #:	16118.00
SCALE:	As indicated
DWG NO.	S-280.00

Clara Gomez
Building
APPROVED
Under Directive 2 of 1975
Date: 11/06/2017
NYC Development Hub

DEPT OF BLDGS 421300925 Job Number
B2025053A0LBS Scan Code

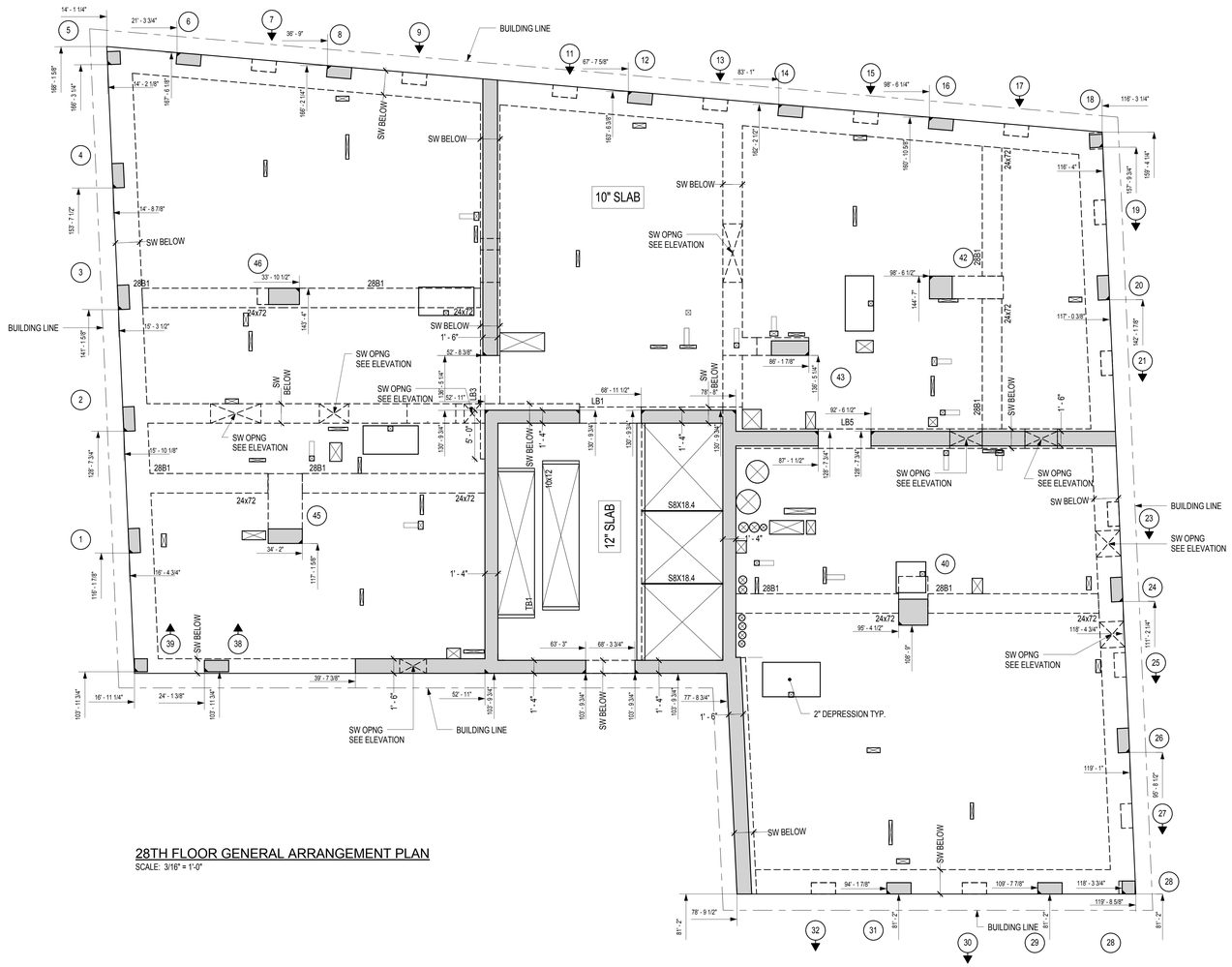

28TH FLOOR GENERAL ARRANGEMENT PLAN
SCALE: 3/16" = 1'-0"

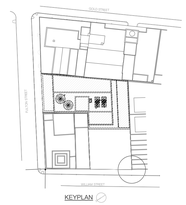

KEY PLAN

NOTES:

Number:	Date:	Revision:
4	09/22/2017	ISSUED TO DOB
3	08/30/2017	ASI - LINK BEAM REVISIONS
2	06/14/2017	100% CD
1	03/31/2017	95% CD

Project:
130 WILLIAM STREET
130 WILLIAM STREET
NEW YORK, NY 10038

Client:
THE LIGHTSTONE GROUP
130 WILLIAM STREET PROPERTY OWNER LLC
460 PARK AVE, 13TH FLOOR
NEW YORK, NY 10022
(212) 616-9971

Architect:
HILL | WEST ARCHITECTS
11 BROADWAY
17TH FLOOR
NEW YORK, NY 10004
T. 212 213 8007

Creative Director
Adjaye Associates
415 Broadway, 3rd Fl.
New York, NY 10013
(212) 965-8477

Building Structures:
McNamara Salvia
62 West 45th Street, 11th Fl.
New York, NY 10036
(212) 246-9800

MEP Engineer:
Ventrop ECG, LLC
365 W 34th Street, 3rd Fl.
New York, NY 10001
(212) 244-5060

Exterior Facade Consultant:
Gilsanz Murray Steficek, LLP
129 West 27th Street, 5th Fl.
New York, NY 10001
(212) 254-0030

Landscape Architect:
Weintraub Diaz, LLC
19 New Street
Nyack, NY 10960
(845) 353-2500

Civil Engineer & Acoustic Consultant:
AKRF Engineering PC
440 Park Avenue South, 7th Fl.
New York, NY 10016
(646) 388-9829

IT & Security Consultant:
Anj Communications
133 Sunny Ridge Road
Harrison, New York 10528
(914) 967-1967

Pool Consultant:
Integrated Aquatics Engineering, Inc.
75 Shewell Ave
Doylestown, PA 18901
(215) 230-8623

Elevator Consultant:
Jenkins and Huntington
1251 Avenue of the Americas
New York, NY 10020
(212)-696-1818

DOB STAMPS & SIGNATURES:

DWG TITLE:
28TH CONSTRUCTION FLOOR GENERAL ARRANGEMENT PLAN (37TH MARKETING FLOOR)
NB#121192903

SEAL & SIGNATURE:

DATE:	03/31/2017
PROJECT #:	16118.00
SCALE:	3/16" = 1'-0"
DWG NO.	S-281.00

DEPT OF BLDGS 121192903 Job Number
ES417575509 Scan Code

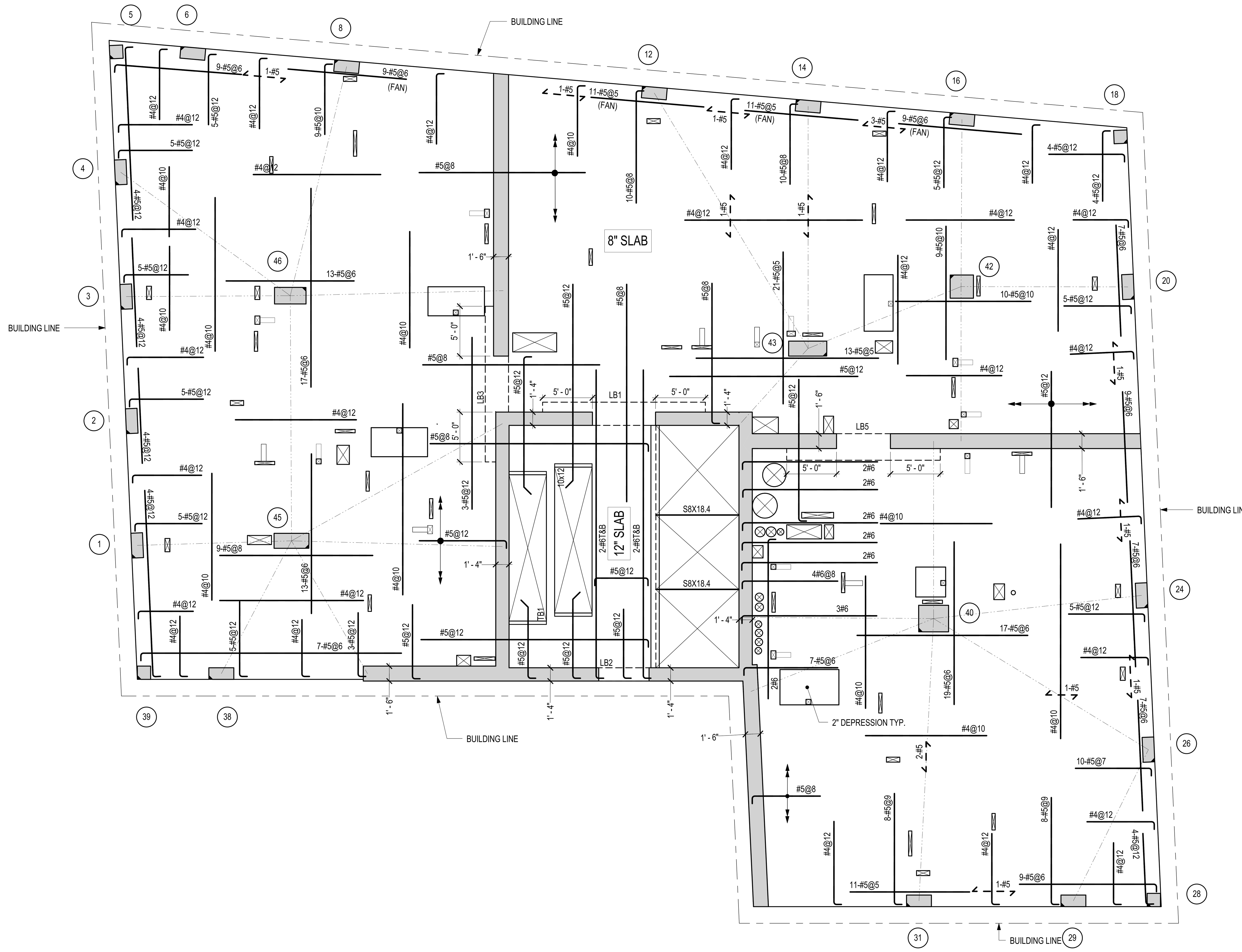

29TH - 36TH FLOOR FRAMING PLAN

SCALE: 3/16" = 1'-0"

FLOOR	T/SLAB ELEVATION, UNO
29TH FLOOR	+369' - 0 3/4"
30TH FLOOR	+379' - 8 3/4"
31ST FLOOR	+390' - 4 3/4"
32ND FLOOR	+401' - 0 3/4"
33RD FLOOR	+411' - 8 3/4"
34TH FLOOR	+422' - 4 3/4"
35TH FLOOR	+433' - 0 3/4"
36TH FLOOR	+443' - 8 3/4"

FLOOR TYPE	CONC STRENGTH	TYPICAL REINF	COMMENTS
8" SLAB	f'c= 8600 psi	#4@12 BOT MIN EW	
12" SLAB	f'c= 8600 psi	#5@12 BOT MIN EW	

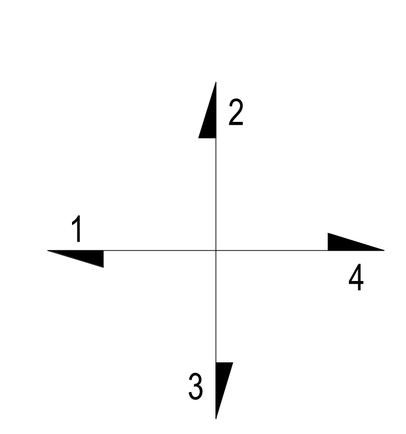

INDICATES SEQUENCE OF PLACING BARS

1&4 OUTER LAYERS
2&3 INNER LAYERS

NOTES:
1. FOR BALANCE OF NOTES SEE SHEET S-010
2. [X' - X"] INDICATES TOP OF STEEL BEAM MEASURED FROM TOP OF SLAB

Clara Gomez
APPROVED
Under Directive 2 of 1975
Date: 11/06/2017:
NYC Development Hub

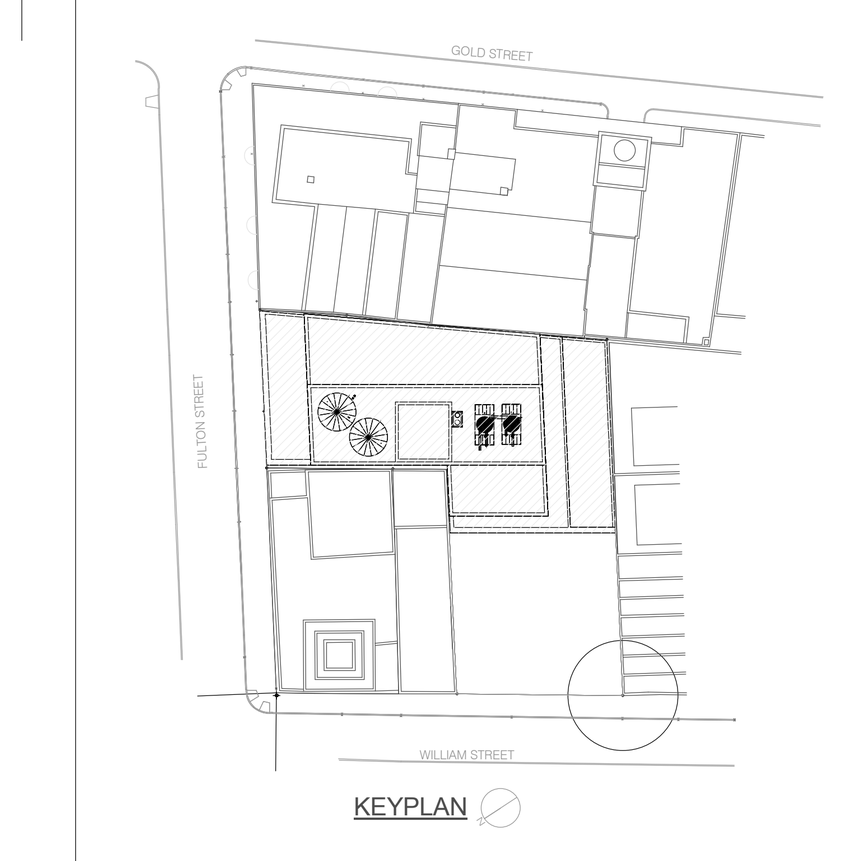

KEY PLAN

NOTES:

Number:	Date:	Revision:
9	09/22/2017	ISSUED TO DOB
8	08/30/2017	ASI – LINK BEAM REVISIONS
7	06/14/2017	100% CD
6	03/31/2017	95% CD
5	01/20/2017	80% CD
4	01/06/2017	HUB SUBMISSION
3	11/11/2016	CORE AND SHELL BUY SET
2	10/07/2016	CORE AND SHELL BID SET
1	07/06/2016	ISSUED TO DOB

Project:
130 WILLIAM STREET
130 WILLIAM STREET
NEW YORK, NY 10038

Client:
THE LIGHTSTONE GROUP
130 WILLIAM STREET PROPERTY OWNER LLC
460 PARK AVE, 13TH FLOOR
NEW YORK, NY 10022
(212) 616-9971

Architect:
HILL | WEST ARCHITECTS
11 BROADWAY
17TH FLOOR
NEW YORK, NY 10004
T. 212 213 8007

Creative Director
Adjaye Associates
415 Broadway, 3rd Fl.
New York, NY 10013
(212) 965-8477

Building Structures:
McNamara Salvia
62 West 45th Street, 11th Fl.
New York, NY 10036
(212) 246-9800

MEP Engineer:
Ventrop ECG, LLC
365 W 34th Street, 3rd Fl.
New York, NY 10001
(212) 244-5060

Exterior Facade Consultant:
Gilsanz Murray Steficek, LLP
129 West 27th Street, 5th Fl.
New York, NY 10001
(212) 254-0030

Landscape Architect:
Weintraub Diaz, LLC
19 New Street
Nyack, NY 10960
(845) 353-2500

Civil Engineer & Acoustic Consultant:
AKRF Engineering PC
440 Park Avenue South, 7th Fl.
New York, NY 10016
(646) 388-9829

IT & Security Consultant:
Anj Communications
133 Sunny Ridge Road
Harrison, New York 10528
(914) 967-1967

Pool Consultant:
Integrated Aquatics Engineering, Inc.
75 Shewell Ave
Doylestown, PA 18901
(215) 230-8623

Elevator Consultant:
Jenkins and Huntington
1251 Avenue of the Americas
New York, NY 10020
(212)-696-1818

DOB STAMPS & SIGNATURES:

STATE OF NEW YORK · BART A. SULLIVAN · 093540 · LICENSED PROFESSIONAL ENGINEER

DWG TITLE:
29TH - 36TH CONSTRUCTION FLOOR FRAMING PLAN (38TH - 45TH MARKETING FLOOR)
NB#121192903

SEAL & SIGNATURE:

DATE: 03/31/2017
PROJECT #: 16118.00
SCALE: As indicated
DWG NO. S-290.00

DEPT OF BLDGS 121192903 Job Number
E-5958258955 Scan Code

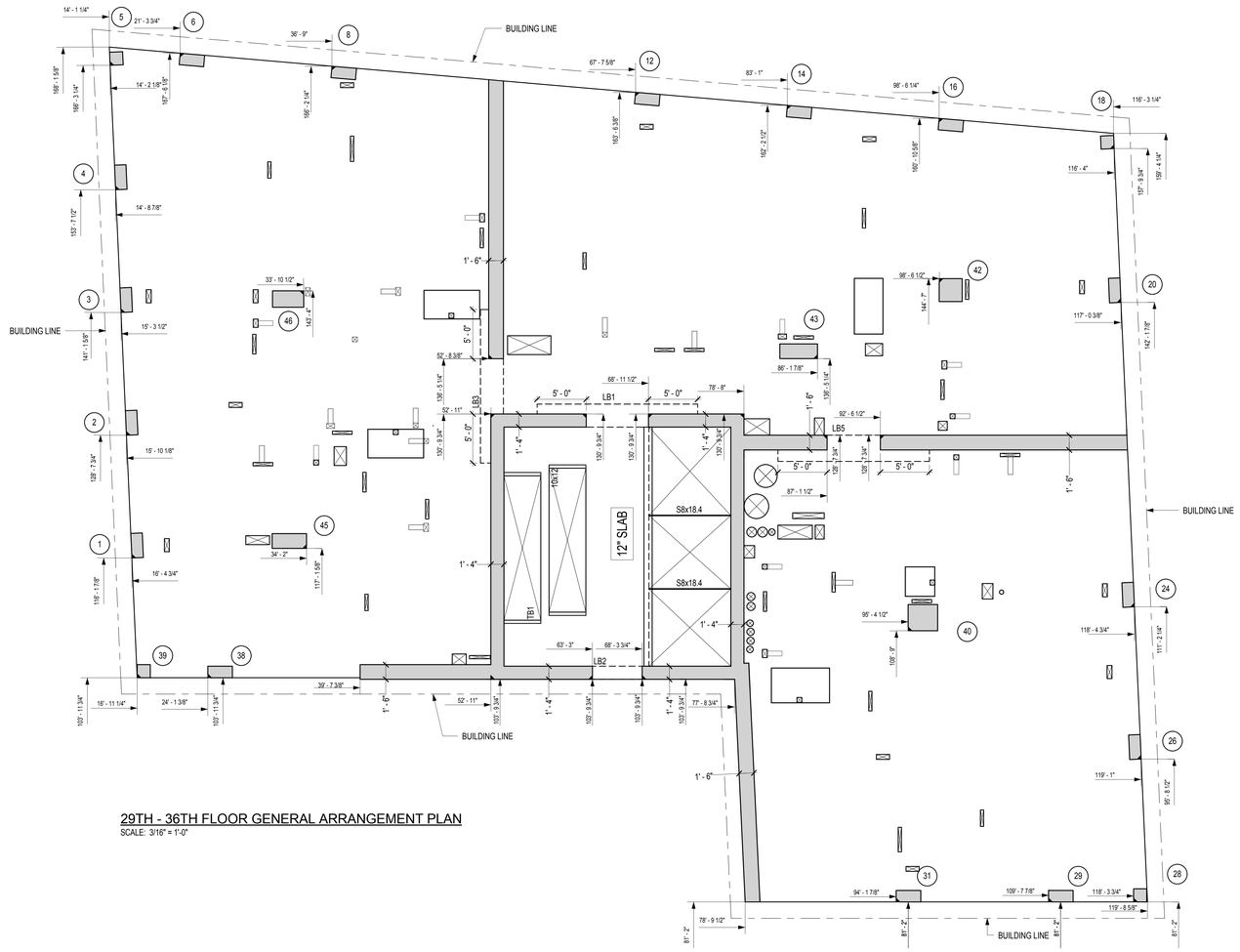

29TH - 36TH FLOOR GENERAL ARRANGEMENT PLAN
SCALE: 3/16" = 1'-0"

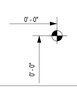

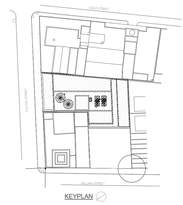

KEY PLAN

NOTES:

Number:	Date:	Revision:
4	09/22/2017	ISSUED TO DOB
3	08/30/2017	ASI - LINK BEAM REVISIONS
2	06/14/2017	100% CD
1	03/31/2017	95% CD

Project:
130 WILLIAM STREET
130 WILLIAM STREET
NEW YORK, NY 10038

Client:
THE LIGHTSTONE GROUP
130 WILLIAM STREET PROPERTY OWNER LLC
460 PARK AVE, 13TH FLOOR
NEW YORK, NY 10022
(212) 616-9971

Architect:
HILL | WEST ARCHITECTS
11 BROADWAY
17TH FLOOR
NEW YORK, NY 10004
T. 212 213 8007

Creative Director
Adjaye Associates
415 Broadway, 3rd Fl.
New York, NY 10013
(212) 965-8477

Building Structures:
McNamara Salvia
62 West 45th Street, 11th Fl.
New York, NY 10036
(212) 246-9800

MEP Engineer:
Ventrop ECG, LLC
365 W 34th Street, 3rd Fl.
New York, NY 10001
(212) 244-5060

Exterior Facade Consultant:
Gilsanz Murray Steficek, LLP
129 West 27th Street, 5th Fl.
New York, NY 10001
(212) 254-0030

Landscape Architect:
Weintraub Diaz, LLC
19 New Street
Nyack, NY 10960
(845) 353-2500

Civil Engineer & Acoustic Consultant:
AKRF Engineering PC
440 Park Avenue South, 7th Fl.
New York, NY 10016
(646) 388-9829

IT & Security Consultant:
Anj Communications
133 Sunny Ridge Road
Harrison, New York 10528
(914) 967-1967

Pool Consultant:
Integrated Aquatics Engineering, Inc.
75 Shewell Ave
Doylestown, PA 18901
(215) 230-8623

Elevator Consultant:
Jenkins and Huntington
1251 Avenue of the Americas
New York, NY 10020
(212)-696-1818

DOB STAMPS & SIGNATURES:

STATE OF NEW YORK
ROBERT A. SULLIVAN
LICENSED PROFESSIONAL ENGINEER
092540

Clare Gomez
APPROVED
Under Directive 3 of 1975
Date: 11/06/2017
NYC Development Hub

DWG TITLE:
29TH - 36TH CONST FL GN ARRANGEMENT PLAN
(38TH - 45TH MARKETING FLOOR)
NB#121192903

SEAL & SIGNATURE:

DATE:	03/31/2017
PROJECT #:	16118.00
SCALE:	3/16" = 1'-0"
DWG NO.	S-291.00

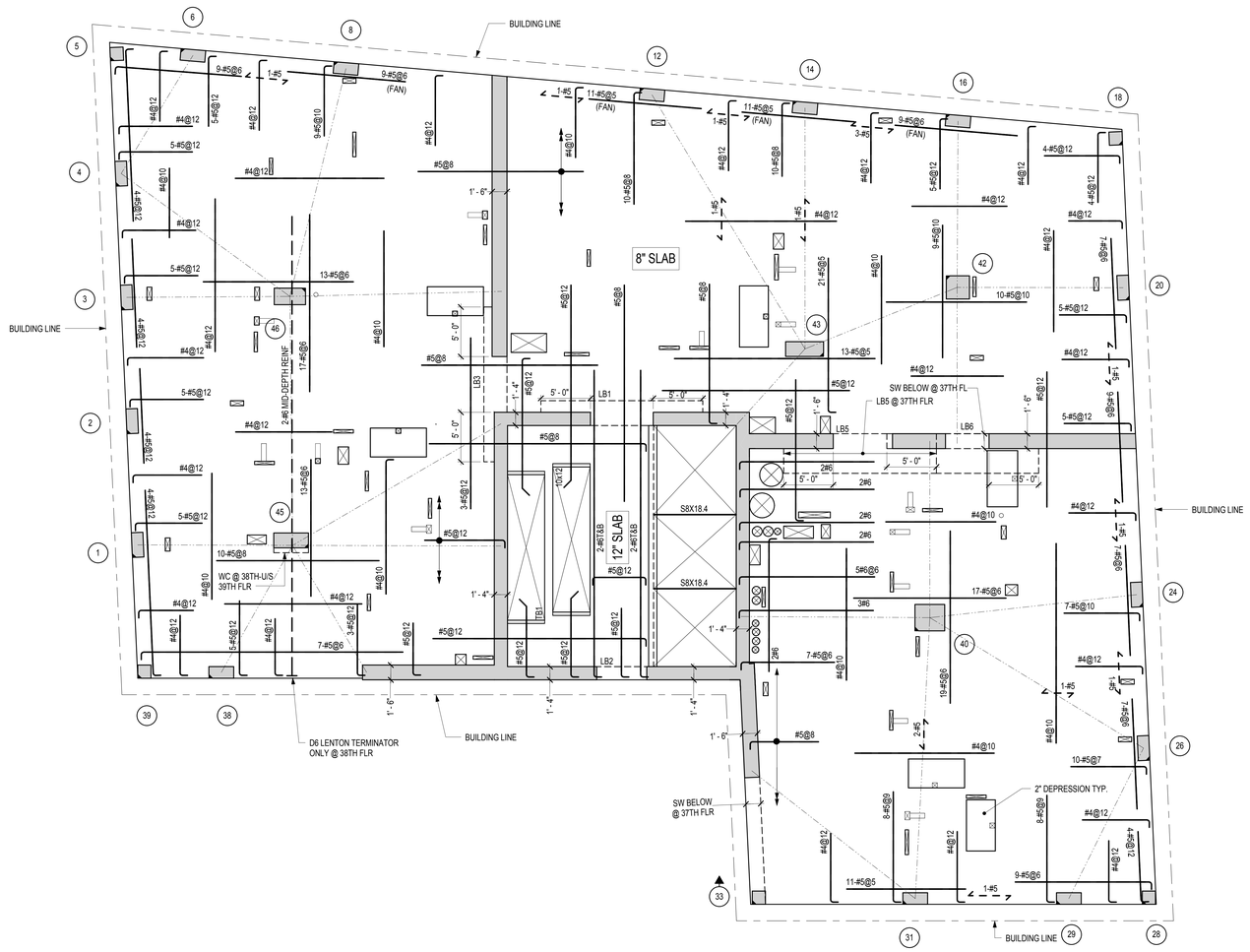

37TH - 38TH FLOOR FRAMING PLAN

SCALE: 3/16" = 1'-0"

FLOOR	T/SLAB ELEVATION, UNO
37TH FLOOR	+454' - 4 3/4"
38TH FLOOR	+465' - 0 3/4"

FLOOR TYPE	CONC STRENGTH	TYPICAL REINF	COMMENTS
8" SLAB	f`c= 8600 psi	#4@12 BOT MIN EW	
12" SLAB	f`c= 8600 psi	#5@12 BOT MIN EW	

NOTES:
1. FOR BALANCE OF NOTES SEE SHEET S-010
2. [X' - X"] INDICATES TOP OF STEEL BEAM MEASURED FROM TOP OF SLAB

DEPT OF BLDGS 421300925 Job Number
E3475843257 Scan Code

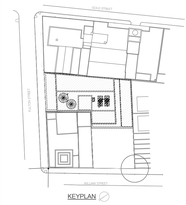

KEY PLAN

NOTES:

Number:	Date:	Revision:
8	09/22/2017	ISSUED TO DOB
7	08/30/2017	ASI - LINK BEAM REVISIONS
6	06/14/2017	100% CD
5	03/31/2017	95% CD
4	01/20/2017	80% CD
3	01/06/2017	HUB SUBMISSION
2	11/11/2016	CORE AND SHELL BUY SET
1	10/07/2016	CORE AND SHELL BID SET

Project:
130 WILLIAM STREET
130 WILLIAM STREET
NEW YORK, NY 10038

Client:
THE LIGHTSTONE GROUP
130 WILLIAM STREET PROPERTY OWNER LLC
460 PARK AVE, 13TH FLOOR
NEW YORK, NY 10022
(212) 616-9971

Architect:
HILL | WEST ARCHITECTS
11 BROADWAY
17TH FLOOR
NEW YORK, NY 10004
T. 212 213 8007

Creative Director
Adjaye Associates
415 Broadway, 3rd Fl.
New York, NY 10013
(212) 965-8477

Building Structures:
McNamara Salvia
62 West 45th Street, 11th Fl.
New York, NY 10036
(212) 246-9800

MEP Engineer:
Ventrop ECG, LLC
365 W 34th Street, 3rd Fl.
New York, NY 10001
(212) 244-5060

Exterior Facade Consultant:
Gilsanz Murray Steficek, LLP
129 West 27th Street, 5th Fl.
New York, NY 10001
(212) 254-0030

Landscape Architect:
Weintraub Diaz, LLC
19 New Street
Nyack, NY 10960
(845) 353-2500

Civil Engineer & Acoustic Consultant:
AKRF Engineering PC
440 Park Avenue South, 7th Fl.
New York, NY 10016
(646) 388-9829

IT & Security Consultant:
Anj Communications
133 Sunny Ridge Road
Harrison, New York 10528
(914) 967-1967

Pool Consultant:
Integrated Aquatics Engineering, Inc.
75 Shewell Ave
Doylestown, PA 18901
(215) 230-8623

Elevator Consultant:
Jenkins and Huntington
1251 Avenue of the Americas
New York, NY 10020
(212)-696-1818

DOB STAMPS & SIGNATURES:

DWG TITLE:
37TH -38TH CONSTRUCTION FLOOR FRAMING PLAN (46TH - 47TH MARKETING FLOOR)
NB#121192903

SEAL & SIGNATURE:

DATE:	03/31/2017
PROJECT #:	16118.00
SCALE:	As indicated
DWG NO.	S-370.00

DEPT OF BLDGS 421300925 Job Number
ES1443126SK Scan Code

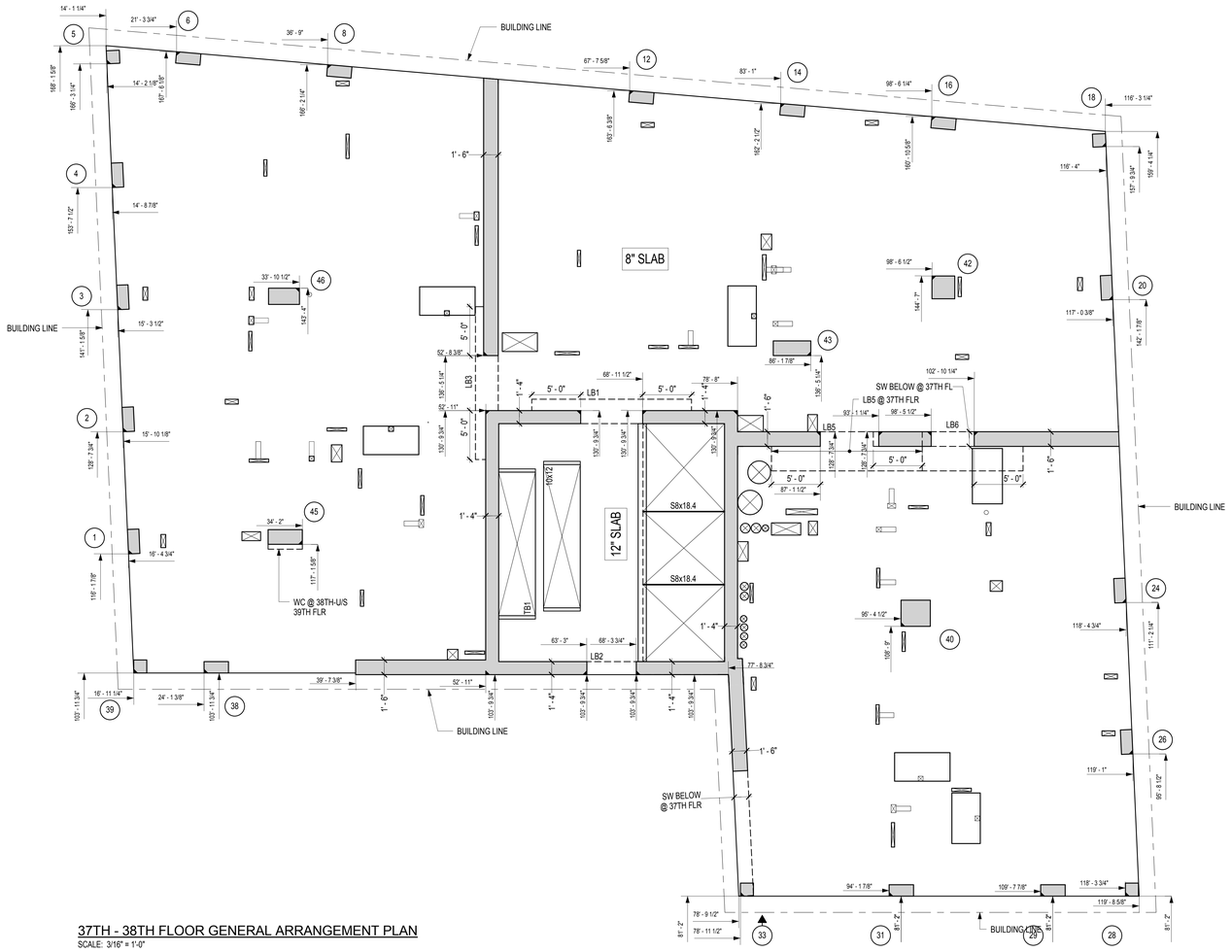

37TH - 38TH FLOOR GENERAL ARRANGEMENT PLAN

SCALE: 3/16" = 1'-0"

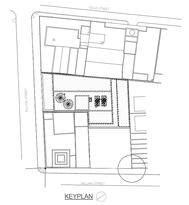

KEY PLAN

NOTES:

Number:	Date:	Revision:
4	09/22/2017	ISSUED TO DOB
3	08/30/2017	ASI – LINK BEAM REVISIONS
2	06/14/2017	100% CD
1	03/31/2017	95% CD

Project:
130 WILLIAM STREET
130 WILLIAM STREET
NEW YORK, NY 10038

Client:
THE LIGHTSTONE GROUP
130 WILLIAM STREET PROPERTY OWNER LLC
460 PARK AVE, 13TH FLOOR
NEW YORK, NY 10022
(212) 616-9971

Architect:
HILL | WEST ARCHITECTS
11 BROADWAY
17TH FLOOR
NEW YORK, NY 10004
T. 212 213 8007

Creative Director
Adjaye Associates
415 Broadway, 3rd Fl.
New York, NY 10013
(212) 965-8477

Building Structures:
McNamara Salvia
62 West 45th Street, 11th Fl.
New York, NY 10036
(212) 246-9800

MEP Engineer:
Ventrop ECG, LLC
365 W 34th Street, 3rd Fl.
New York, NY 10001
(212) 244-5060

Exterior Facade Consultant:
Gilsanz Murray Steficek, LLP
129 West 27th Street, 5th Fl.
New York, NY 10001
(212) 254-0030

Landscape Architect:
Weintraub Diaz, LLC
19 New Street
Nyack, NY 10960
(845) 353-2500

Civil Engineer & Acoustic Consultant:
AKRF Engineering PC
440 Park Avenue South, 7th Fl.
New York, NY 10016
(646) 388-9829

IT & Security Consultant:
Anj Communications
133 Sunny Ridge Road
Harrison, New York 10528
(914) 967-1967

Pool Consultant:
Integrated Aquatics Engineering, Inc.
75 Shewell Ave
Doylestown, PA 18901
(215) 230-8623

Elevator Consultant:
Jenkins and Huntington
1251 Avenue of the Americas
New York, NY 10020
(212)-696-1818

DOB STAMPS & SIGNATURES:

STATE OF NEW YORK
ROBERT A. SULLIVAN
093540
LICENSED PROFESSIONAL ENGINEER

Clare Gomez
APPROVED
Under Directive 2 of 1975
Date: 11/16/2017
NYC Development Hub

DWG TITLE:
37TH - 38TH CONST FL GN ARRANGEMENT PLAN
(46TH - 47TH MARKETING FLOOR)
NB#121192903

SEAL & SIGNATURE:

DATE:	03/31/2017
PROJECT #:	16118.00
SCALE:	3/16" = 1'-0"
DWG NO.	S-371.00

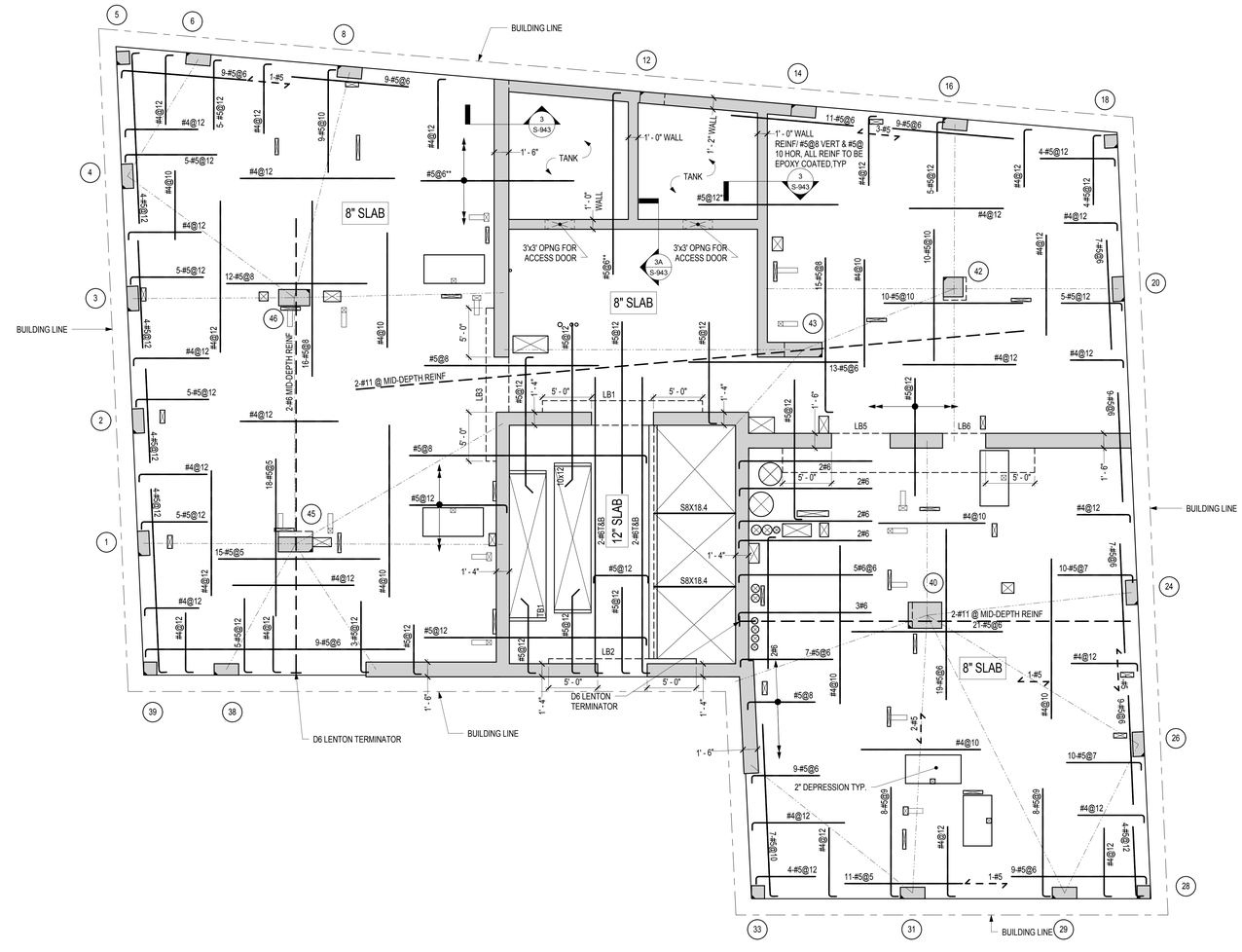

39TH FLOOR FRAMING PLAN

SCALE: 3/16" = 1'-0"

FLOOR	T/SLAB ELEVATION, UNO
39TH FLOOR	+475' - 8 3/4"

FLOOR TYPE	CONC STRENGTH	TYPICAL REINF	COMMENTS
8" SLAB	f'c= 8600 psi	#4@12 BOT MIN EW	
12" SLAB	f'c= 8600 psi	#5@12 BOT MIN EW	

NOTES:
1. FOR BALANCE OF NOTES SEE SHEET S-010
2. [X' - X"] INDICATES TOP OF STEEL BEAM MEASURED FROM TOP OF SLAB

Clara Gomez
APPROVED
Under Directive 2 of 1975
Date: 11/06/2017
NYC Development Hub

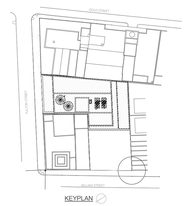

KEY PLAN

NOTES:

Number:	Date:	Revision:
10	09/22/2017	ISSUED TO DOB
9	08/30/2017	ASI – LINK BEAM REVISIONS
8	06/14/2017	100% CD
7	03/31/2017	95% CD
6	01/20/2017	80% CD
5	01/06/2017	HUB SUBMISSION
4	11/11/2016	CORE AND SHELL BUY SET
3	10/07/2016	CORE AND SHELL BID SET
2	07/06/2016	ISSUED TO DOB
1	06/20/2016	100% DD SUBMISSION

Project:
130 WILLIAM STREET
130 WILLIAM STREET
NEW YORK, NY 10038

Client:
THE LIGHTSTONE GROUP
130 WILLIAM STREET PROPERTY OWNER LLC
460 PARK AVE, 13TH FLOOR
NEW YORK, NY 10022
(212) 616-9971

Architect:
HILL | WEST
ARCHITECTS
11 BROADWAY
17TH FLOOR
NEW YORK, NY 10004
T. 212 213 8007

Creative Director
Adjaye Associates
415 Broadway, 3rd Fl.
New York, NY 10013
(212) 965-8477

Building Structures:
McNamara Salvia
62 West 45th Street, 11th Fl.
New York, NY 10036
(212) 246-9800

MEP Engineer:
Ventrop ECG, LLC
365 W 34th Street, 3rd Fl.
New York, NY 10001
(212) 244-5060

Exterior Facade Consultant:
Gilsanz Murray Steficek, LLP
129 West 27th Street, 5th Fl.
New York, NY 10001
(212) 254-0030

Landscape Architect:
Weintraub Diaz, LLC
19 New Street
Nyack, NY 10960
(845) 353-2500

Civil Engineer & Acoustic Consultant:
AKRF Engineering PC
440 Park Avenue South, 7th Fl.
New York, NY 10016
(646) 388-9829

IT & Security Consultant:
Anj Communications
133 Sunny Ridge Road
Harrison, New York 10528
(914) 967-1967

Pool Consultant:
Integrated Aquatics Engineering, Inc.
75 Shewell Ave
Doylestown, PA 18901
(215) 230-8623

Elevator Consultant:
Jenkins and Huntington
1251 Avenue of the Americas
New York, NY 10020
(212)-696-1818

DOB STAMPS & SIGNATURES:

DWG TITLE:
39TH CONSTRUCTION FLOOR FRAMING PLAN
(48TH MARKETING FLOOR)
NB#121192903

SEAL & SIGNATURE:

DATE:	03/31/2017
PROJECT #:	16118.00
SCALE:	As indicated
DWG NO.	S-390.00

DEPT OF BLDGS 421300923 Job Number
E3591B7SCDS4 Scan Code

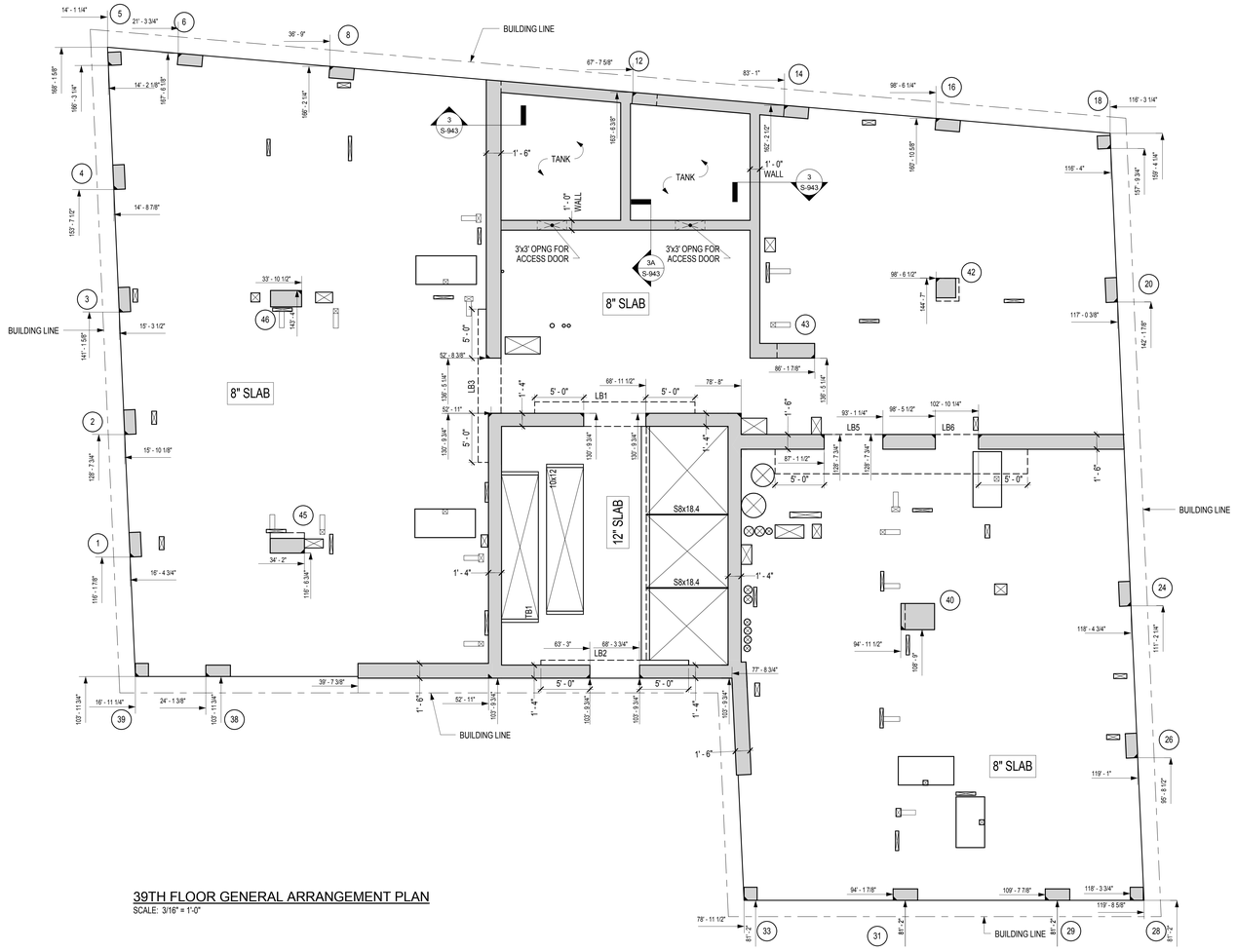

39TH FLOOR GENERAL ARRANGEMENT PLAN
SCALE: 3/16" = 1'-0"

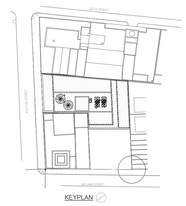

KEY PLAN

NOTES:

Number:	Date:	Revision:
4	09/22/2017	ISSUED TO DOB
3	08/30/2017	ASI – LINK BEAM REVISIONS
2	06/14/2017	100% CD
1	03/31/2017	95% CD

Project:
130 WILLIAM STREET
130 WILLIAM STREET
NEW YORK, NY 10038

Client:
THE LIGHTSTONE GROUP
130 WILLIAM STREET PROPERTY OWNER LLC
460 PARK AVE, 13TH FLOOR
NEW YORK, NY 10022
(212) 616-9971

Architect:
HILL | WEST ARCHITECTS
11 BROADWAY
17TH FLOOR
NEW YORK, NY 10004
T. 212 213 8007

Creative Director
Adjaye Associates
415 Broadway, 3rd Fl.
New York, NY 10013
(212) 965-8477

Building Structures:
McNamara Salvia
62 West 45th Street, 11th Fl.
New York, NY 10036
(212) 246-9800

MEP Engineer:
Vertrop ECG, LLC
365 W 34th Street, 3rd Fl.
New York, NY 10001
(212) 244-5060

Exterior Facade Consultant:
Gilsanz Murray Steficek, LLP
129 West 27th Street, 5th Fl.
New York, NY 10001
(212) 254-0030

Landscape Architect:
Weintraub Diaz, LLC
19 New Street
Nyack, NY 10960
(845) 353-2500

Civil Engineer & Acoustic Consultant:
AKRF Engineering PC
440 Park Avenue South, 7th Fl.
New York, NY 10016
(646) 388-9829

IT & Security Consultant:
Anj Communications
133 Sunny Ridge Road
Harrison, New York 10528
(914) 967-1967

Pool Consultant:
Integrated Aquatics Engineering, Inc.
75 Shewell Ave
Doylestown, PA 18901
(215) 230-8623

Elevator Consultant:
Jenkins and Huntington
1251 Avenue of the Americas
New York, NY 10020
(212) 696-1818

DOB STAMPS & SIGNATURES:

ROBERT A. SULLIVAN LICENSED PROFESSIONAL ENGINEER STATE OF NEW YORK 093540

DWG TITLE:
39TH CONSTRUCTION FLOOR GENERAL ARRANGEMENT PLAN (48TH MARKETING FLOOR)

NB#121192903

SEAL & SIGNATURE:

DATE:	03/31/2017
PROJECT #:	15118.00
SCALE:	3/16" = 1'-0"
DWG NO.	S-391.00

Clara Gomez
APPROVED
Under Directive 2 of 1975
Date: 10/06/2017
NYC Development Hub

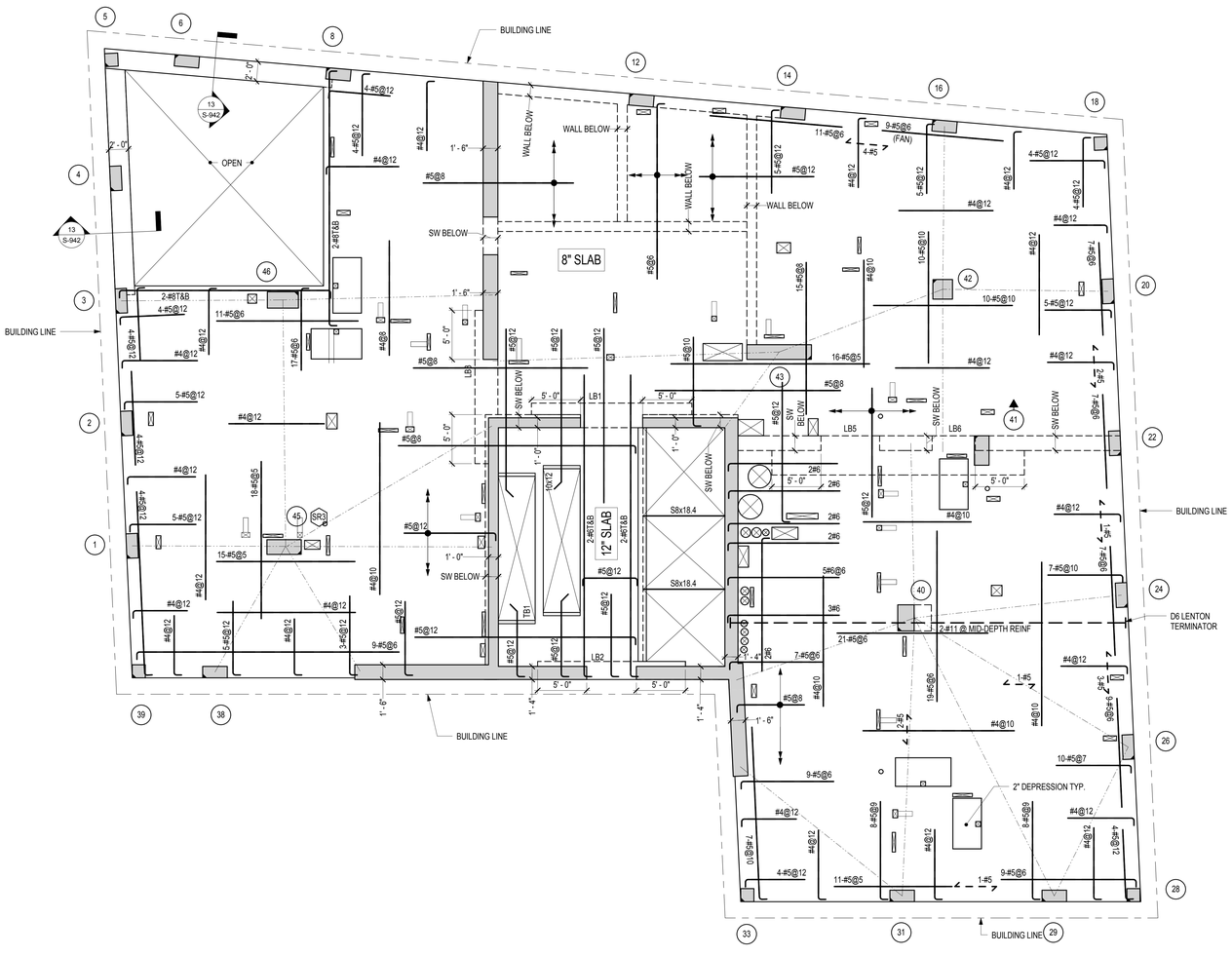

40TH FLOOR FRAMING PLAN

SCALE: 3/16" = 1'-0"

FLOOR	T/SLAB ELEVATION, UNO
40TH FLOOR	+486' - 4 3/4"

FLOOR TYPE	CONC STRENGTH	TYPICAL REINF	COMMENTS
8" SLAB	f'c= 8600 psi	#4@12 BOT MIN EW	
12" SLAB	f'c= 8600 psi	#5@12 BOT MIN EW	

NOTES:
1. FOR BALANCE OF NOTES SEE SHEET S-010
2. [X' - X"] INDICATES TOP OF STEEL BEAM MEASURED FROM TOP OF SLAB

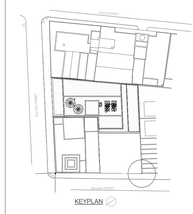

KEY PLAN

NOTES:

Number:	Date:	Revision:
10	09/22/2017	ISSUED TO DOB
9	08/30/2017	ASI – LINK BEAM REVISIONS
8	06/14/2017	100% CD
7	03/31/2017	95% CD
6	01/20/2017	80% CD
5	01/06/2017	HUB SUBMISSION
4	11/11/2016	CORE AND SHELL BUY SET
3	10/07/2016	CORE AND SHELL BID SET
2	07/06/2016	ISSUED TO DOB
1	06/20/2016	100% DD SUBMISSION

Project:
130 WILLIAM STREET
130 WILLIAM STREET
NEW YORK, NY 10038

Client:
THE LIGHTSTONE GROUP
130 WILLIAM STREET PROPERTY OWNER LLC
460 PARK AVE, 13TH FLOOR
NEW YORK, NY 10022
(212) 616-9971

Architect:
HILL | WEST ARCHITECTS
11 BROADWAY
17TH FLOOR
NEW YORK, NY 10004
T. 212 213 8007

Creative Director
Adjaye Associates
415 Broadway, 3rd Fl.
New York, NY 10013
(212) 965-8477

Building Structures:
McNamara Salvia
62 West 45th Street, 11th Fl.
New York, NY 10036
(212) 246-9800

MEP Engineer:
Ventrop ECG, LLC
365 W 34th Street, 3rd Fl.
New York, NY 10001
(212) 244-5060

Exterior Facade Consultant:
Gilsanz Murray Steficek, LLP
129 West 27th Street, 5th Fl.
New York, NY 10001
(212) 254-0030

Landscape Architect:
Weintraub Diaz, LLC
19 New Street
Nyack, NY 10960
(845) 353-2500

Civil Engineer & Acoustic Consultant:
AKRF Engineering PC
440 Park Avenue South, 7th Fl.
New York, NY 10016
(646) 388-9829

IT & Security Consultant:
Anj Communications
133 Sunny Ridge Road
Harrison, New York 10528
(914) 967-1967

Pool Consultant:
Integrated Aquatics Engineering, Inc.
75 Shewell Ave
Doylestown, PA 18901
(215) 230-8623

Elevator Consultant:
Jenkins and Huntington
1251 Avenue of the Americas
New York, NY 10020
(212)-696-1818

DOB STAMPS & SIGNATURES:

DWG TITLE:
40TH CONSTRUCTION FLOOR FRAMING PLAN
(49TH MARKETING FLOOR)
NB#121192903

SEAL & SIGNATURE:

DATE:	03/31/2017
PROJECT #:	16118.00
SCALE:	As indicated
DWG NO.	S-400.00

Clara Gomez
Building
APPROVED
Under Directive 2 of 1975
Date: 11/06/2017
NYC Development Hub

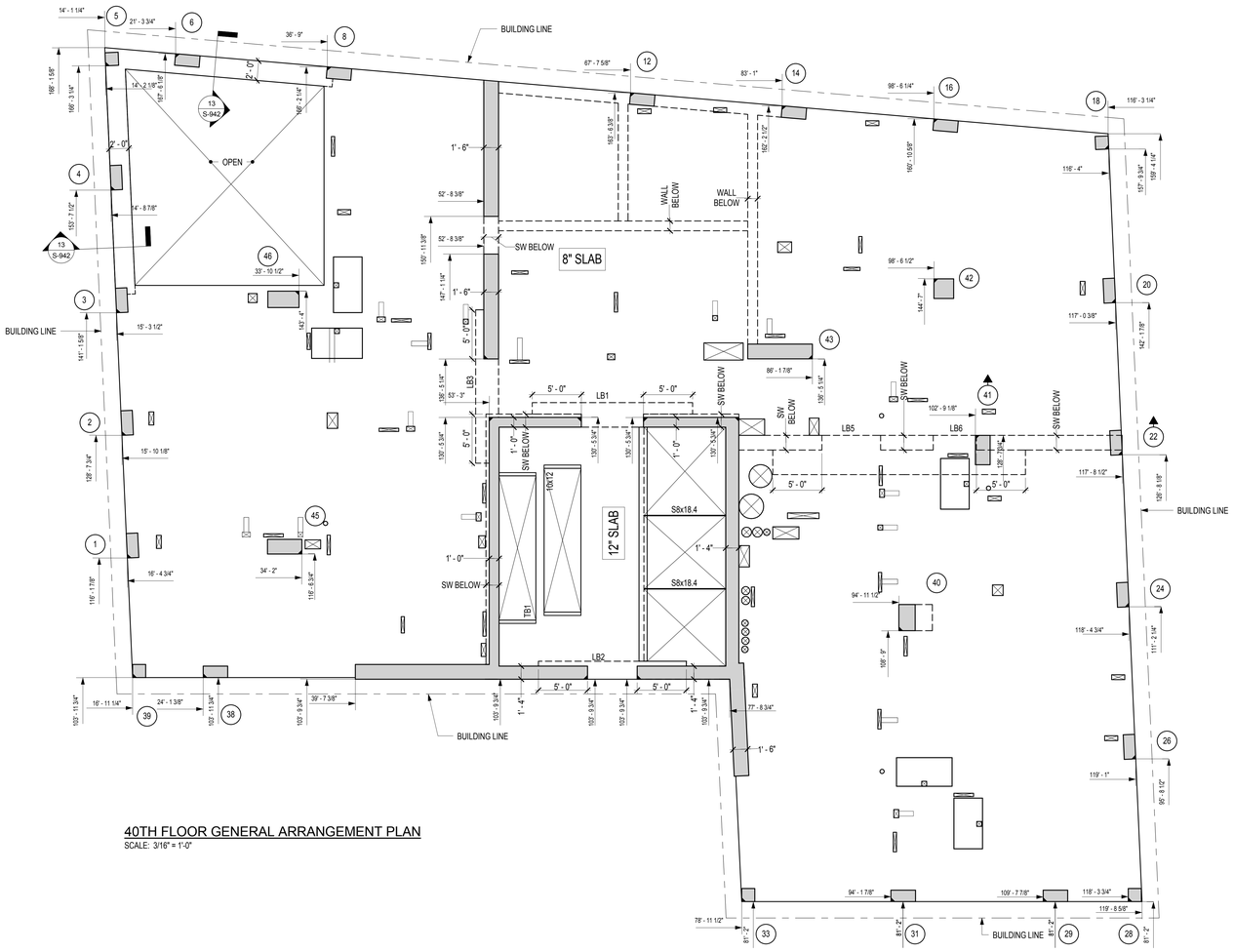

40TH FLOOR GENERAL ARRANGEMENT PLAN
SCALE: 3/16" = 1'-0"

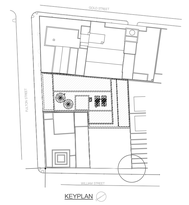

KEY PLAN

NOTES:

Number:	Date:	Revision:
4	09/22/2017	ISSUED TO DOB
3	08/30/2017	ASI - LINK BEAM REVISIONS
2	06/14/2017	100% CD
1	03/31/2017	95% CD

Project:
130 WILLIAM STREET
130 WILLIAM STREET
NEW YORK, NY 10038

Client:
THE LIGHTSTONE GROUP
130 WILLIAM STREET PROPERTY OWNER LLC
460 PARK AVE, 13TH FLOOR
NEW YORK, NY 10022
(212) 616-9971

Architect:
HILL | WEST ARCHITECTS
11 BROADWAY
17TH FLOOR
NEW YORK, NY 10004
T. 212 213 8007

Creative Director
Adjaye Associates
415 Broadway, 3rd Fl.
New York, NY 10013
(212) 965-8477

Building Structures:
McNamara Salvia
62 West 45th Street, 11th Fl.
New York, NY 10036
(212) 246-9800

MEP Engineer:
Ventrop ECG, LLC
365 W 34th Street, 3rd Fl.
New York, NY 10001
(212) 244-5060

Exterior Facade Consultant:
Gilsanz Murray Steficek, LLP
129 West 27th Street, 5th Fl.
New York, NY 10001
(212) 254-0030

Landscape Architect:
Weintraub Diaz, LLC
19 New Street
Nyack, NY 10960
(845) 353-2500

Civil Engineer & Acoustic Consultant:
AKRF Engineering PC
440 Park Avenue South, 7th Fl.
New York, NY 10016
(646) 388-9829

IT & Security Consultant:
Anj Communications
133 Sunny Ridge Road
Harrison, New York 10528
(914) 967-1967

Pool Consultant:
Integrated Aquatics Engineering, Inc.
75 Shewell Ave
Doylestown, PA 18901
(215) 230-8623

Elevator Consultant:
Jenkins and Huntington
1251 Avenue of the Americas
New York, NY 10020
(212)-696-1818

DOB STAMPS & SIGNATURES:

DWG TITLE:
40TH CONSTRUCTION FLOOR GENERAL ARRANGEMENT PLAN (49TH MARKETING FLOOR)
NB#121192903

SEAL & SIGNATURE:

DATE:	03/31/2017
PROJECT #:	16118.00
SCALE:	3/16" = 1'-0"
DWG NO.	S-401.00

Clara Gomez
APPROVED
Under Directive 2 of 1975
Date: 11/06/2017
NYC Development Hub

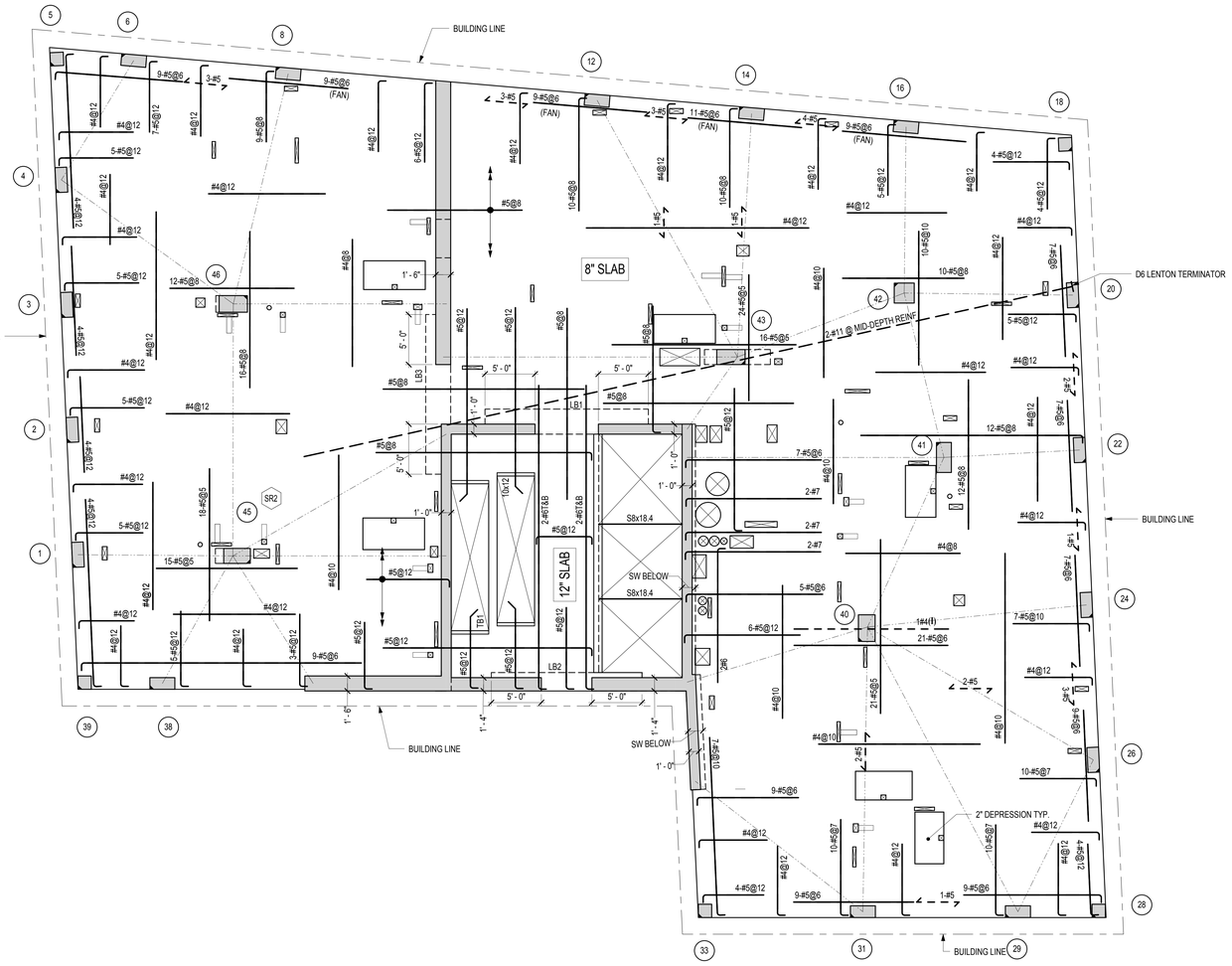

41ST FLOOR FRAMING PLAN

SCALE: 3/16" = 1'-0"

FLOOR	T/SLAB ELEVATION, UNO
41ST FLOOR	+497' - 0 3/4"

FLOOR TYPE	CONC STRENGTH	TYPICAL REINF	COMMENTS
8" SLAB	f'c= 8600 psi	#4@12 BOT MIN EW	
12" SLAB	f'c= 8600 psi	#5@12 BOT MIN EW	

NOTES:
1. FOR BALANCE OF NOTES SEE SHEET S-010
2. [X' - X"] INDICATES TOP OF STEEL BEAM MEASURED FROM TOP OF SLAB

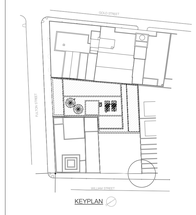

KEY PLAN

NOTES:

Number:	Date:	Revision:
10	09/22/2017	ISSUED TO DOB
9	08/30/2017	ASI – LINK BEAM REVISIONS
8	06/14/2017	100% CD
7	03/31/2017	95% CD
6	01/20/2017	80% CD
5	01/06/2017	HUB SUBMISSION
4	11/11/2016	CORE AND SHELL BUY SET
3	10/07/2016	CORE AND SHELL BID SET
2	07/06/2016	ISSUED TO DOB
1	06/20/2016	100% DD SUBMISSION

Project:
130 WILLIAM STREET
130 WILLIAM STREET
NEW YORK, NY 10038

Client:
THE LIGHTSTONE GROUP
130 WILLIAM STREET PROPERTY OWNER LLC
460 PARK AVE, 13TH FLOOR
NEW YORK, NY 10022
(212) 616-9971

Architect:
HILL | WEST ARCHITECTS
11 BROADWAY
17TH FLOOR
NEW YORK, NY 10004
T. 212 213 8007

Creative Director
Adjaye Associates
415 Broadway, 3rd Fl.
New York, NY 10013
(212) 965-8477

Building Structures:
McNamara Salvia
62 West 45th Street, 11th Fl.
New York, NY 10036
(212) 246-9800

MEP Engineer:
Ventrop ECG, LLC
365 W 34th Street, 3rd Fl.
New York, NY 10001
(212) 244-5060

Exterior Facade Consultant:
Gilsanz Murray Steficek, LLP
129 West 27th Street, 5th Fl.
New York, NY 10001
(212) 254-0030

Landscape Architect:
Weintraub Diaz, LLC
19 New Street
Nyack, NY 10960
(845) 353-2500

Civil Engineer & Acoustic Consultant:
AKRF Engineering PC
440 Park Avenue South, 7th Fl.
New York, NY 10016
(646) 388-9829

IT & Security Consultant:
Anj Communications
133 Sunny Ridge Road
Harrison, New York 10528
(914) 967-1967

Pool Consultant:
Integrated Aquatics Engineering, Inc.
75 Shewell Ave
Doylestown, PA 18901
(215) 230-8623

Elevator Consultant:
Jenkins and Huntington
1251 Avenue of the Americas
New York, NY 10020
(212)-696-1818

DOB STAMPS & SIGNATURES:

DWG TITLE:
41ST CONSTRUCTION FLOOR FRAMING PLAN
(50TH MARKETING FLOOR)
NB#121192903

SEAL & SIGNATURE:

DATE:	03/31/2017
PROJECT #:	16118.00
SCALE:	As indicated
DWG NO.	S-410.00

Clara Gomez
APPROVED
Under Directive 2 of 1975
Date: 11/06/2017
NYC Development Hub

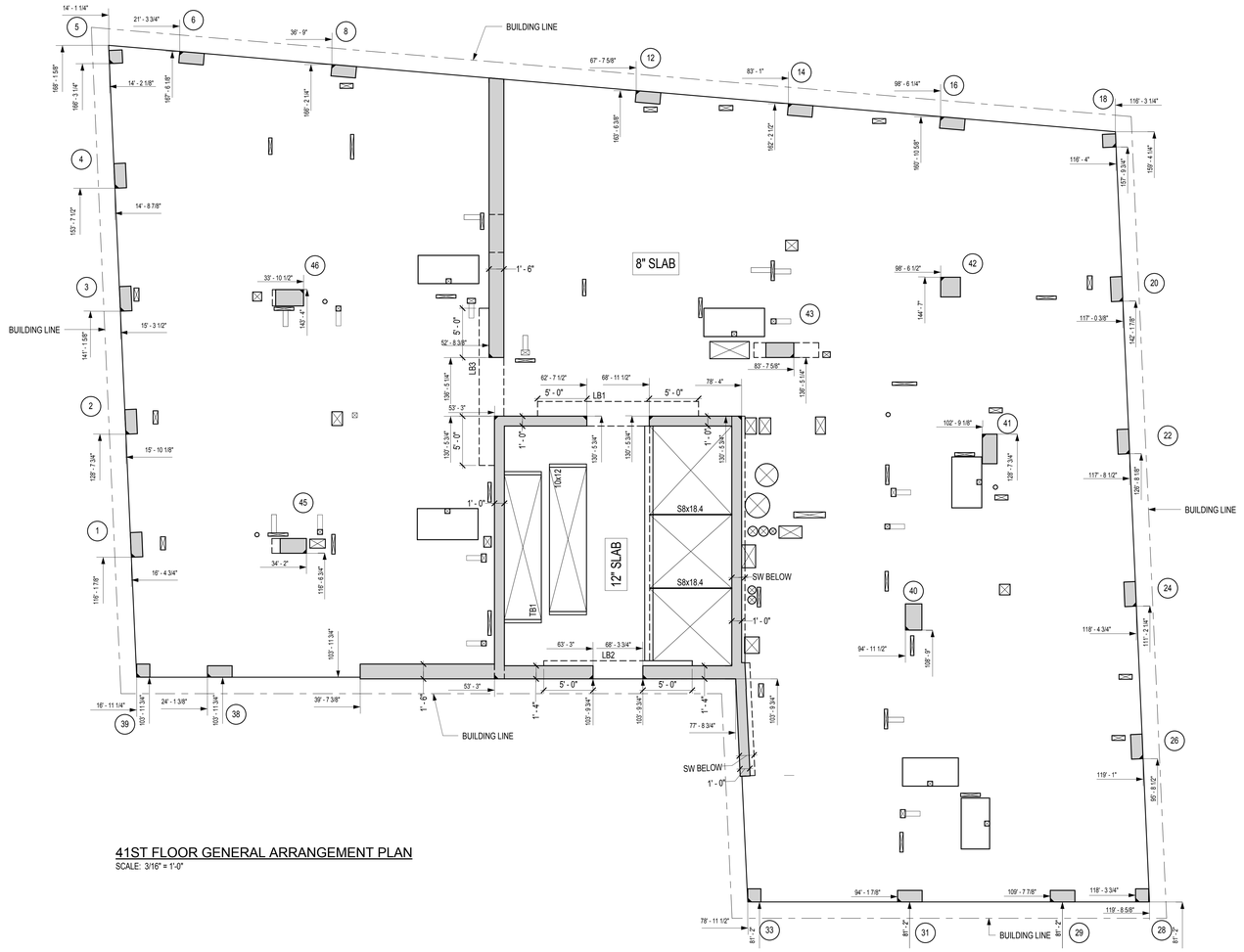

41ST FLOOR GENERAL ARRANGEMENT PLAN
SCALE: 3/16" = 1'-0"

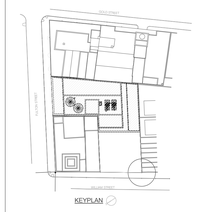

KEY PLAN

NOTES:

Number:	Date:	Revision:
4	09/22/2017	ISSUED TO DOB
3	08/30/2017	ASI - LINK BEAM REVISIONS
2	06/14/2017	100% CD
1	03/31/2017	95% CD

Project:
130 WILLIAM STREET
130 WILLIAM STREET
NEW YORK, NY 10038

Client:
THE LIGHTSTONE GROUP
130 WILLIAM STREET PROPERTY OWNER LLC
460 PARK AVE, 13TH FLOOR
NEW YORK, NY 10022
(212) 616-9971

Architect:
HILL | WEST ARCHITECTS
11 BROADWAY
17TH FLOOR
NEW YORK, NY 10004
T. 212 213 8007

Creative Director
Adjaye Associates
415 Broadway, 3rd Fl.
New York, NY 10013
(212) 965-8477

Building Structures:
McNamara Salvia
62 West 45th Street, 11th Fl.
New York, NY 10036
(212) 246-9800

MEP Engineer:
Ventrop ECG, LLC
365 W 34th Street, 3rd Fl.
New York, NY 10001
(212) 244-5060

Exterior Facade Consultant:
Gilsanz Murray Steficek, LLP
129 West 27th Street, 5th Fl.
New York, NY 10001
(212) 254-0030

Landscape Architect:
Weintraub Diaz, LLC
19 New Street
Nyack, NY 10960
(845) 353-2500

Civil Engineer & Acoustic Consultant:
AKRF Engineering PC
440 Park Avenue South, 7th Fl.
New York, NY 10016
(646) 388-9829

IT & Security Consultant:
Anj Communications
133 Sunny Ridge Road
Harrison, New York 10528
(914) 967-1967

Pool Consultant:
Integrated Aquatics Engineering, Inc.
75 Shewell Ave
Doylestown, PA 18901
(215) 230-8623

Elevator Consultant:
Jenkins and Huntington
1251 Avenue of the Americas
New York, NY 10020
(212)-696-1818

DOB STAMPS & SIGNATURES:

DWG TITLE:
41ST CONSTRUCTION FLOOR GENERAL ARRANGEMENT PLAN (50TH MARKETING FLOOR)
NB#121192903

SEAL & SIGNATURE:

DATE:	03/31/2017
PROJECT #:	16118.00
SCALE:	3/16" = 1'-0"
DWG NO.	S-411.00

Clara Gomez
Building Inspector
APPROVED
Under Directive 2 of 1975
Date: 11/06/2017
NYC Development Hub

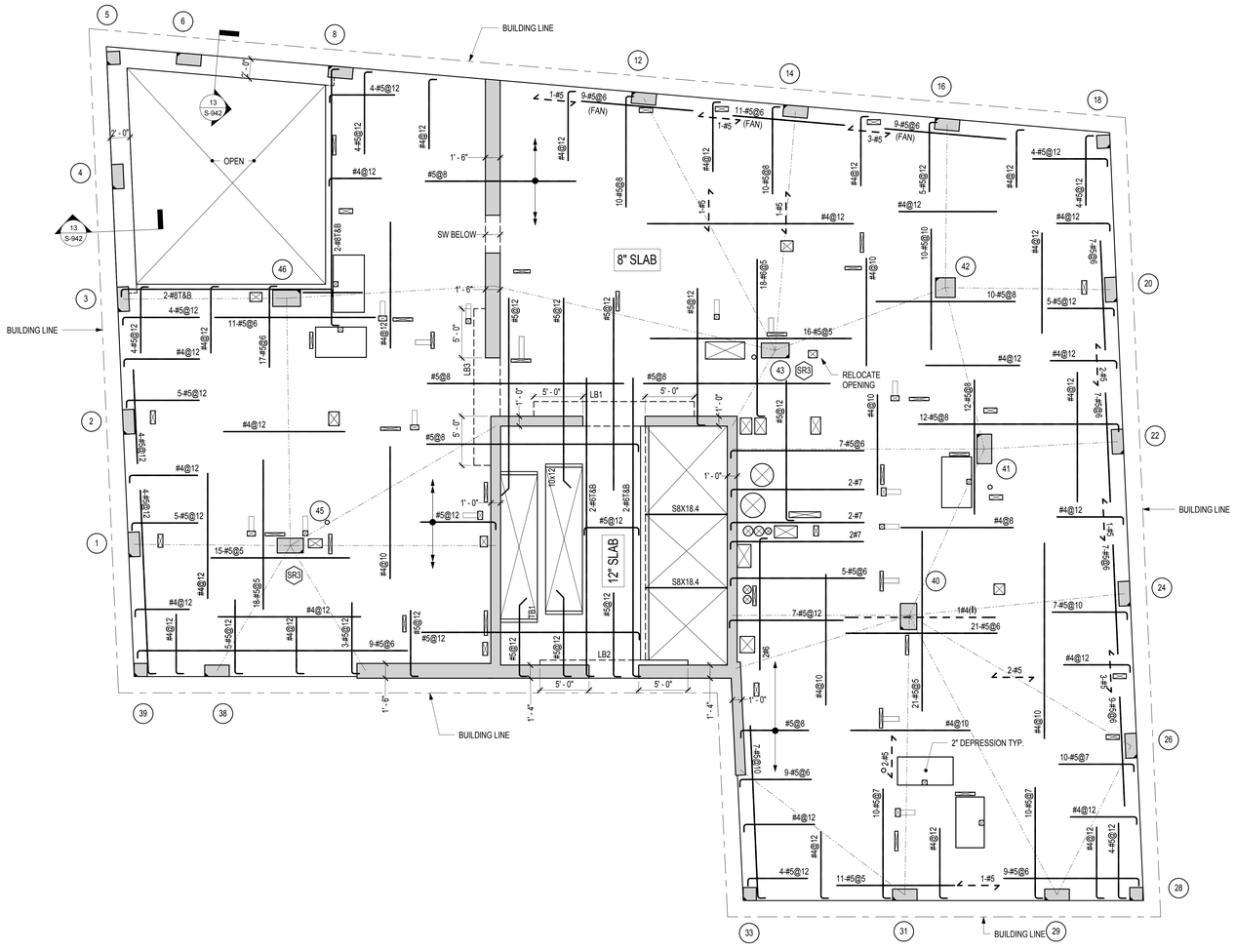

42ND FLOOR FRAMING PLAN

SCALE: 3/16" = 1'-0"

FLOOR	T/SLAB ELEVATION, UNO
42ND FLOOR	+507' - 8 3/4"

FLOOR TYPE	CONC STRENGTH	TYPICAL REINF	COMMENTS
8" SLAB	f'c= 8600 psi	#4@12 BOT MIN EW	
12" SLAB	f'c= 8600 psi	#5@12 BOT MIN EW	

NOTES:
1. FOR BALANCE OF NOTES SEE SHEET S-010
2. [X' - X"] INDICATES TOP OF STEEL BEAM MEASURED FROM TOP OF SLAB

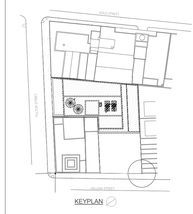

KEY PLAN

NOTES:

Number:	Date:	Revision:
10	09/22/2017	ISSUED TO DOB
9	08/30/2017	ASI – LINK BEAM REVISIONS
8	06/14/2017	100% CD
7	03/31/2017	95% CD
6	01/20/2017	80% CD
5	01/06/2017	HUB SUBMISSION
4	11/11/2016	CORE AND SHELL BUY SET
3	10/07/2016	CORE AND SHELL BID SET
2	07/06/2016	ISSUED TO DOB
1	06/20/2016	100% DD SUBMISSION

Project:
130 WILLIAM STREET
130 WILLIAM STREET
NEW YORK, NY 10038

Client:
THE LIGHTSTONE GROUP
130 WILLIAM STREET PROPERTY OWNER LLC
460 PARK AVE, 13TH FLOOR
NEW YORK, NY 10022
(212) 616-9971

Architect:
HILL | WEST ARCHITECTS
11 BROADWAY
17TH FLOOR
NEW YORK, NY 10004
T. 212 213 8007

Creative Director
Adjaye Associates
415 Broadway, 3rd Fl.
New York, NY 10013
(212) 965-8477

Building Structures:
McNamara Salvia
62 West 45th Street, 11th Fl.
New York, NY 10036
(212) 246-9800

MEP Engineer:
Ventrop ECG, LLC
365 W 34th Street, 3rd Fl.
New York, NY 10001
(212) 244-5060

Exterior Facade Consultant:
Gilsanz Murray Steficek, LLP
129 West 27th Street, 5th Fl.
New York, NY 10001
(212) 254-0030

Landscape Architect:
Weintraub Diaz, LLC
19 New Street
Nyack, NY 10960
(845) 353-2500

Civil Engineer & Acoustic Consultant:
AKRF Engineering PC
440 Park Avenue South, 7th Fl.
New York, NY 10016
(646) 388-9829

IT & Security Consultant:
Anj Communications
133 Sunny Ridge Road
Harrison, New York 10528
(914) 967-1967

Pool Consultant:
Integrated Aquatics Engineering, Inc.
75 Shewell Ave
Doylestown, PA 18901
(215) 230-8623

Elevator Consultant:
Jenkins and Huntington
1251 Avenue of the Americas
New York, NY 10020
(212)-696-1818

DOB STAMPS & SIGNATURES:

DWG TITLE:
42ND CONSTRUCTION FLOOR FRAMING PLAN
(51ST MARKETING FLOOR)
NB#121192903

SEAL & SIGNATURE:

DATE:	03/31/2017
PROJECT #:	16118.00
SCALE:	As indicated
DWG NO.	S-420.00

Clara Gomez
APPROVED
Under Directive 2 of 1975
Date: 11/06/2017
NYC Development Hub

DEPT OF BLDGS 421309925 Job Number
ES1849620421 Scan Code

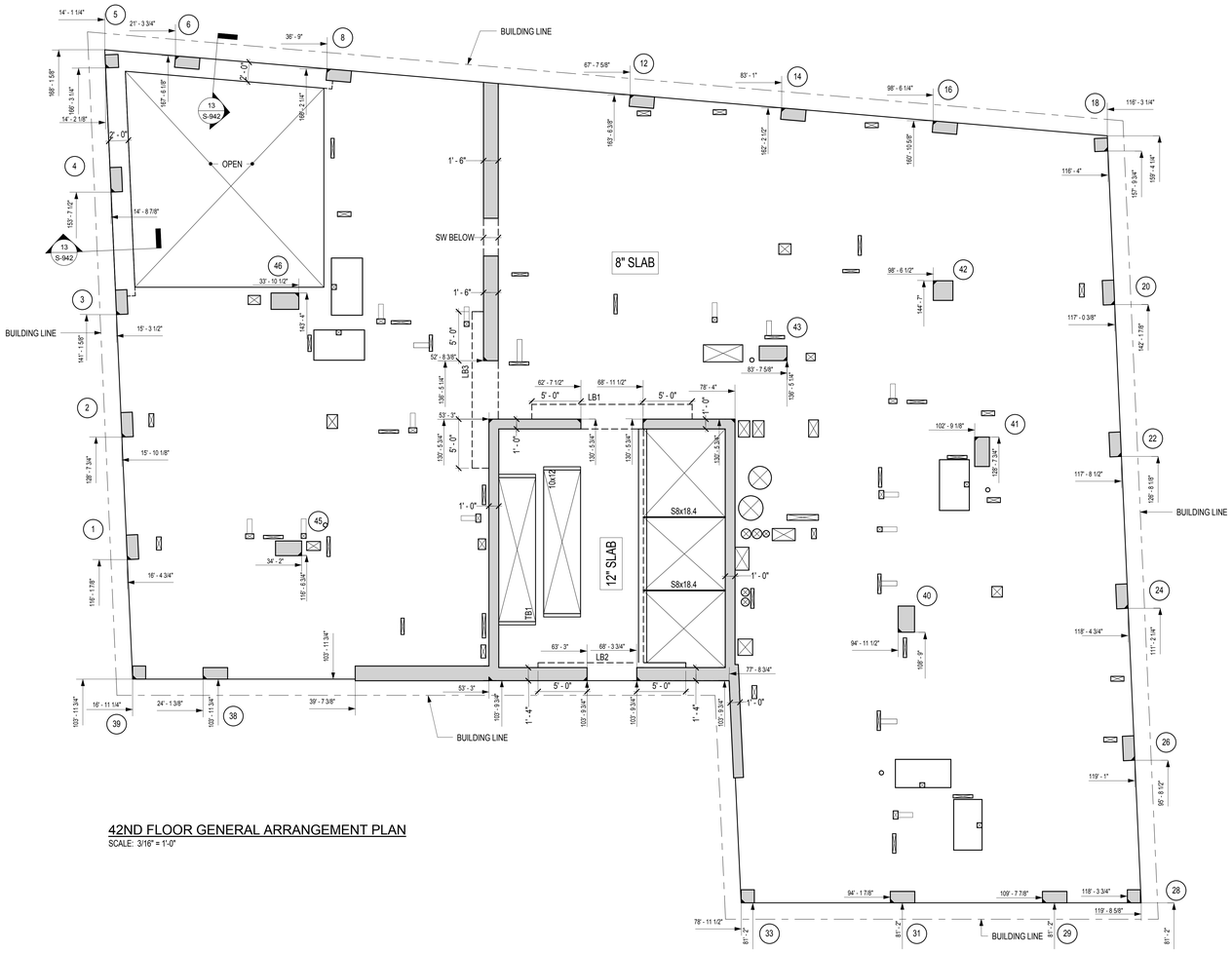

42ND FLOOR GENERAL ARRANGEMENT PLAN

SCALE: 3/16" = 1'-0"

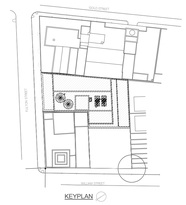

KEY PLAN

NOTES:

Number:	Date:	Revision:
4	09/22/2017	ISSUED TO DOB
3	08/30/2017	ASI – LINK BEAM REVISIONS
2	06/14/2017	100% CD
1	03/31/2017	95% CD

Project:
130 WILLIAM STREET
130 WILLIAM STREET
NEW YORK, NY 10038

Client:
THE LIGHTSTONE GROUP
130 WILLIAM STREET PROPERTY OWNER LLC
460 PARK AVE, 13TH FLOOR
NEW YORK, NY 10022
(212) 616-9971

Architect:
HILL | WEST ARCHITECTS
11 BROADWAY
17TH FLOOR
NEW YORK, NY 10004
T. 212 213 8007

Creative Director
Adjaye Associates
415 Broadway, 3rd Fl.
New York, NY 10013
(212) 965-8477

Building Structures:
McNamara Salvia
62 West 45th Street, 11th Fl.
New York, NY 10036
(212) 246-9800

MEP Engineer:
Ventrop ECG, LLC
365 W 34th Street, 3rd Fl.
New York, NY 10001
(212) 244-5060

Exterior Facade Consultant:
Gilsanz Murray Steficek, LLP
129 West 27th Street, 5th Fl.
New York, NY 10001
(212) 254-0030

Landscape Architect:
Weintraub Diaz, LLC
19 New Street
Nyack, NY 10960
(845) 353-2500

Civil Engineer & Acoustic Consultant:
AKRF Engineering PC
440 Park Avenue South, 7th Fl.
New York, NY 10016
(646) 388-9829

IT & Security Consultant:
Anj Communications
133 Sunny Ridge Road
Harrison, New York 10528
(914) 967-1967

Pool Consultant:
Integrated Aquatics Engineering, Inc.
75 Shewell Ave
Doylestown, PA 18901
(215) 230-8623

Elevator Consultant:
Jenkins and Huntington
1251 Avenue of the Americas
New York, NY 10020
(212)-696-1818

DOB STAMPS & SIGNATURES:

STATE OF NEW YORK · ROBERT A. SULLIVAN · 092540 · LICENSED PROFESSIONAL ENGINEER

Clare Gomez
APPROVED
Under Directive 2 of 1975
Date: 11/06/2017
NYC Development Hub

DWG TITLE:
42ND CONSTRUCTION FLOOR GENERAL ARRANGEMENT PLAN (51ST MARKETING FLOOR)

NB#121192903

SEAL & SIGNATURE:

DATE:	03/31/2017
PROJECT #:	16118.00
SCALE:	3/16" = 1'-0"
DWG NO.	S-421.00

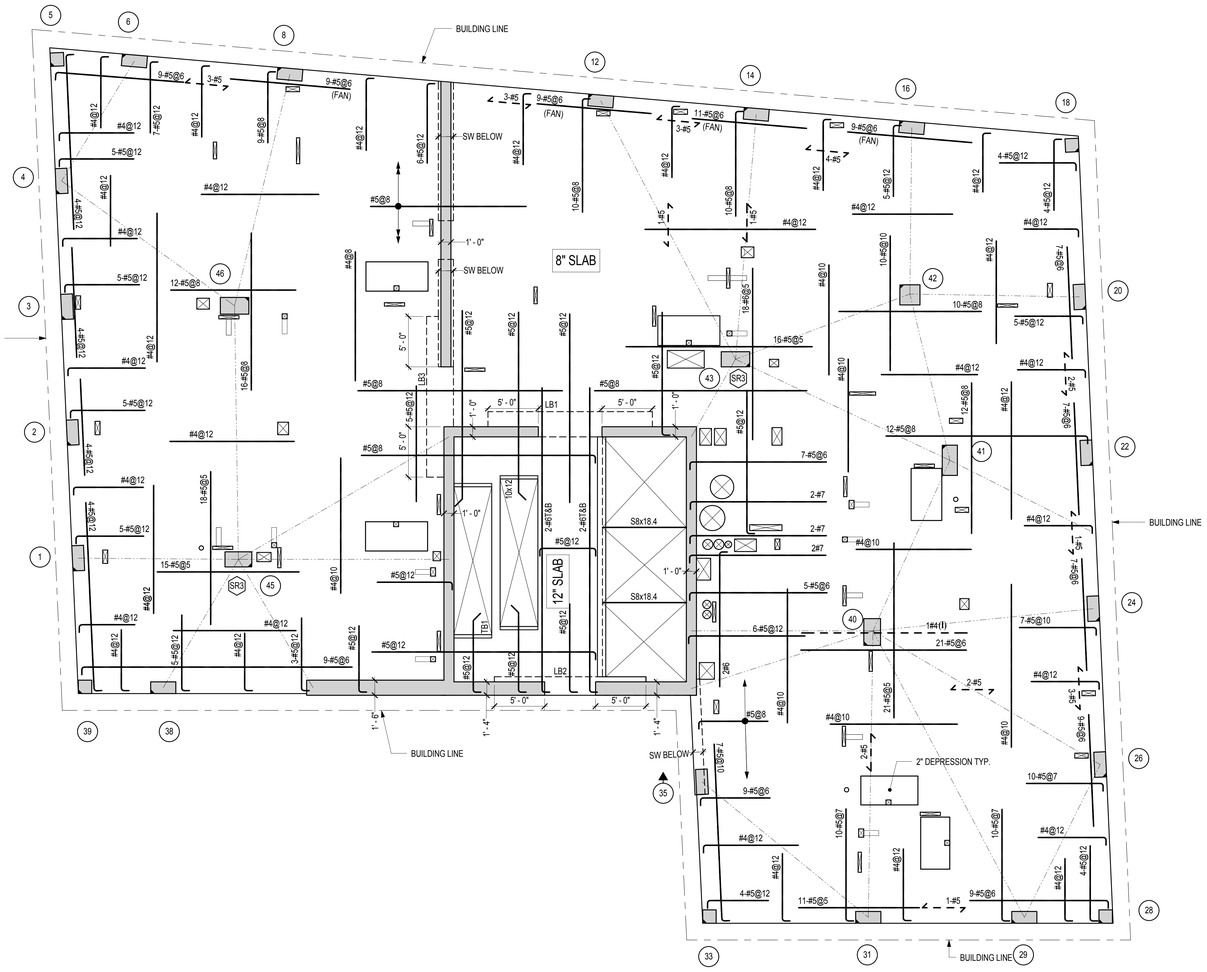

43RD FLOOR FRAMING PLAN

SCALE: 3/16" = 1'-0"

FLOOR	T/SLAB ELEVATION, UNO
43RD FLOOR	+518' - 4 3/4"

FLOOR TYPE	CONC STRENGTH	TYPICAL REINF	COMMENTS
8" SLAB	f'c= 8600 psi	#4@12 BOT MIN EW	
12" SLAB	f'c= 8600 psi	#5@12 BOT MIN EW	

NOTES:
1. FOR BALANCE OF NOTES SEE SHEET S-010
2. [X' - X"] INDICATES TOP OF STEEL BEAM MEASURED FROM TOP OF SLAB

KEY PLAN

NOTES:

Number:	Date:	Revision:
10	09/22/2017	ISSUED TO DOB
9	08/30/2017	ASI – LINK BEAM REVISIONS
8	06/14/2017	100% CD
7	03/31/2017	95% CD
6	01/20/2017	80% CD
5	01/06/2017	HUB SUBMISSION
4	11/11/2016	CORE AND SHELL BUY SET
3	10/07/2016	CORE AND SHELL BID SET
2	07/06/2016	ISSUED TO DOB
1	06/20/2016	100% DD SUBMISSION

Project:
130 WILLIAM STREET
130 WILLIAM STREET
NEW YORK, NY 10038

Client:
THE LIGHTSTONE GROUP
130 WILLIAM STREET PROPERTY OWNER LLC
460 PARK AVE, 13TH FLOOR
NEW YORK, NY 10022
(212) 616-9971

Architect:
HILL | WEST
ARCHITECTS
11 BROADWAY
17TH FLOOR
NEW YORK, NY 10004
T. 212 213 8007

Creative Director
Adjaye Associates
415 Broadway, 3rd Fl.
New York, NY 10013
(212) 965-8477

Building Structures:
McNamara Salvia
62 West 45th Street, 11th Fl.
New York, NY 10036
(212) 246-9800

MEP Engineer:
Ventrop ECG, LLC
365 W 34th Street, 3rd Fl.
New York, NY 10001
(212) 244-5060

Exterior Facade Consultant:
Gilsanz Murray Steficek, LLP
129 West 27th Street, 5th Fl.
New York, NY 10001
(212) 254-0030

Landscape Architect:
Weintraub Diaz, LLC
19 New Street
Nyack, NY 10960
(845) 353-2500

Civil Engineer & Acoustic Consultant:
AKRF Engineering PC
440 Park Avenue South, 7th Fl.
New York, NY 10016
(646) 388-9829

IT & Security Consultant:
Anj Communications
133 Sunny Ridge Road
Harrison, New York 10528
(914) 967-1967

Pool Consultant:
Integrated Aquatics Engineering, Inc.
75 Shewell Ave
Doylestown, PA 18901
(215) 230-8623

Elevator Consultant:
Jenkins and Huntington
1251 Avenue of the Americas
New York, NY 10020
(212)-696-1818

DOB STAMPS & SIGNATURES:

DWG TITLE:
43RD CONSTRUCTION FLOOR FRAMING PLAN
(52ND MARKETING FLOOR)
NB#121192903

SEAL & SIGNATURE:

DATE:	03/31/2017
PROJECT #:	16118.00
SCALE:	As indicated
DWG NO.	S-430.00

Clara Gomez
APPROVED
Under Directive 2 of 1975
Date: 11/06/2017
NYC Development Hub

DEPT OF BLDGS 121192903 Job Number
ES185116403 Scan Code

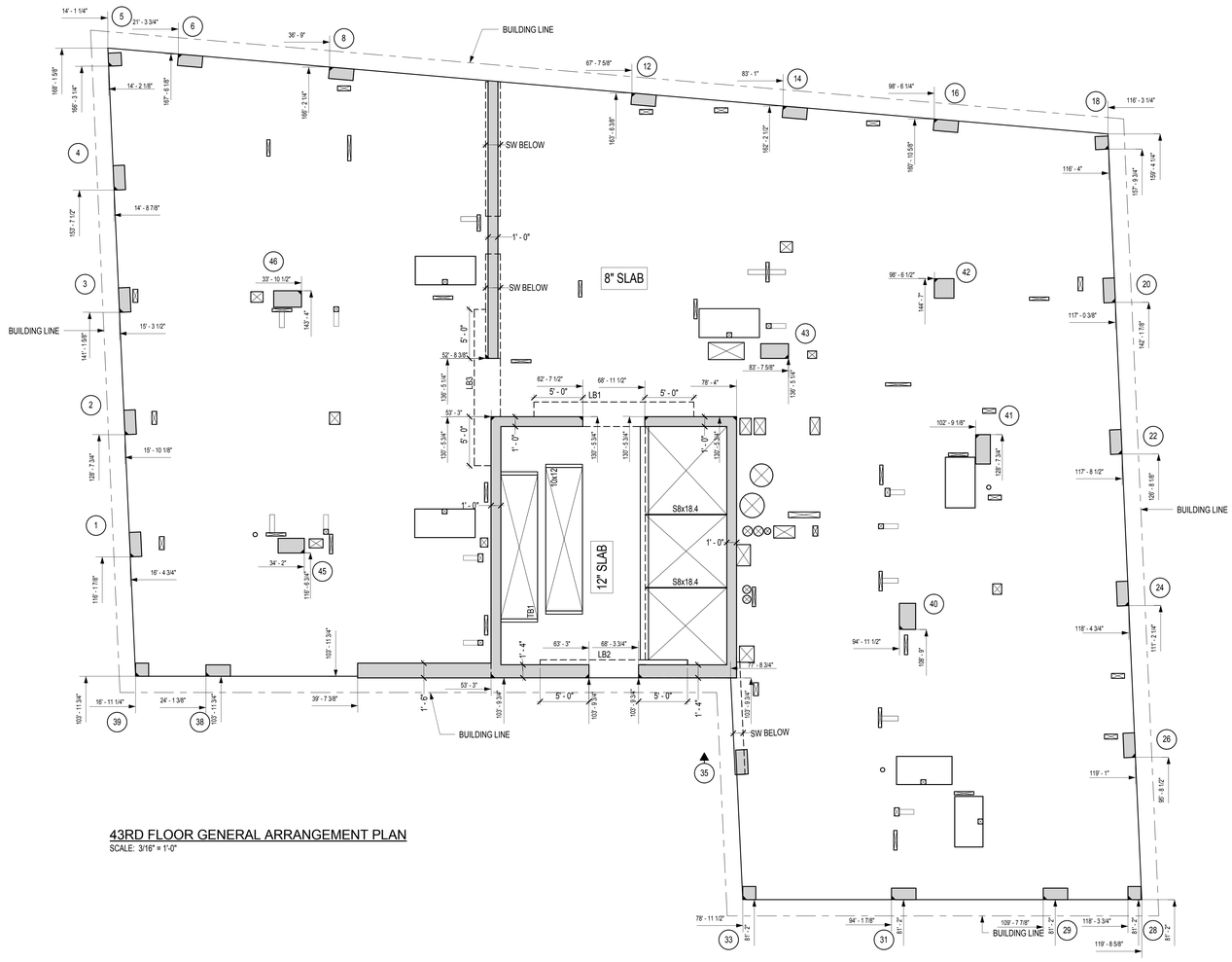

43RD FLOOR GENERAL ARRANGEMENT PLAN
SCALE: 3/16" = 1'-0"

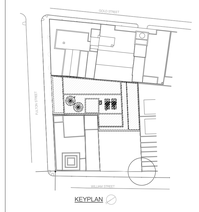

KEY PLAN

NOTES:

Number:	Date:	Revision:
4	09/22/2017	ISSUED TO DOB
3	08/30/2017	ASI - LINK BEAM REVISIONS
2	06/14/2017	100% CD
1	03/31/2017	95% CD

Project:
130 WILLIAM STREET
130 WILLIAM STREET
NEW YORK, NY 10038

Client:
THE LIGHTSTONE GROUP
130 WILLIAM STREET PROPERTY OWNER LLC
460 PARK AVE, 13TH FLOOR
NEW YORK, NY 10022
(212) 616-9971

Architect:
HILL | WEST ARCHITECTS
11 BROADWAY
17TH FLOOR
NEW YORK, NY 10004
T. 212 213 8007

Creative Director
Adjaye Associates
415 Broadway, 3rd Fl.
New York, NY 10013
(212) 965-8477

Building Structures:
McNamara Salvia
62 West 45th Street, 11th Fl.
New York, NY 10036
(212) 246-9800

MEP Engineer:
Ventrop ECG, LLC
365 W 34th Street, 3rd Fl.
New York, NY 10001
(212) 244-5060

Exterior Facade Consultant:
Gilsanz Murray Steficek, LLP
129 West 27th Street, 5th Fl.
New York, NY 10001
(212) 254-0030

Landscape Architect:
Weintraub Diaz, LLC
19 New Street
Nyack, NY 10960
(845) 353-2500

Civil Engineer & Acoustic Consultant:
AKRF Engineering PC
440 Park Avenue South, 7th Fl.
New York, NY 10016
(646) 388-9829

IT & Security Consultant:
Anj Communications
133 Sunny Ridge Road
Harrison, New York 10528
(914) 967-1967

Pool Consultant:
Integrated Aquatics Engineering, Inc.
75 Shewell Ave
Doylestown, PA 18901
(215) 230-8623

Elevator Consultant:
Jenkins and Huntington
1251 Avenue of the Americas
New York, NY 10020
(212)-696-1818

DOB STAMPS & SIGNATURES:

DWG TITLE:
43RD CONSTRUCTION FLOOR GENERAL ARRANGEMENT PLAN (52ND MARKETING FLOOR)
NB#121192903

SEAL & SIGNATURE:

DATE:	03/31/2017
PROJECT #:	16118.00
SCALE:	3/16" = 1'-0"
DWG NO.	S-431.00

Clara Gomez
Building
APPROVED
Under Directive 2 of 1975
Date: 11/06/2017
NYC Development Hub

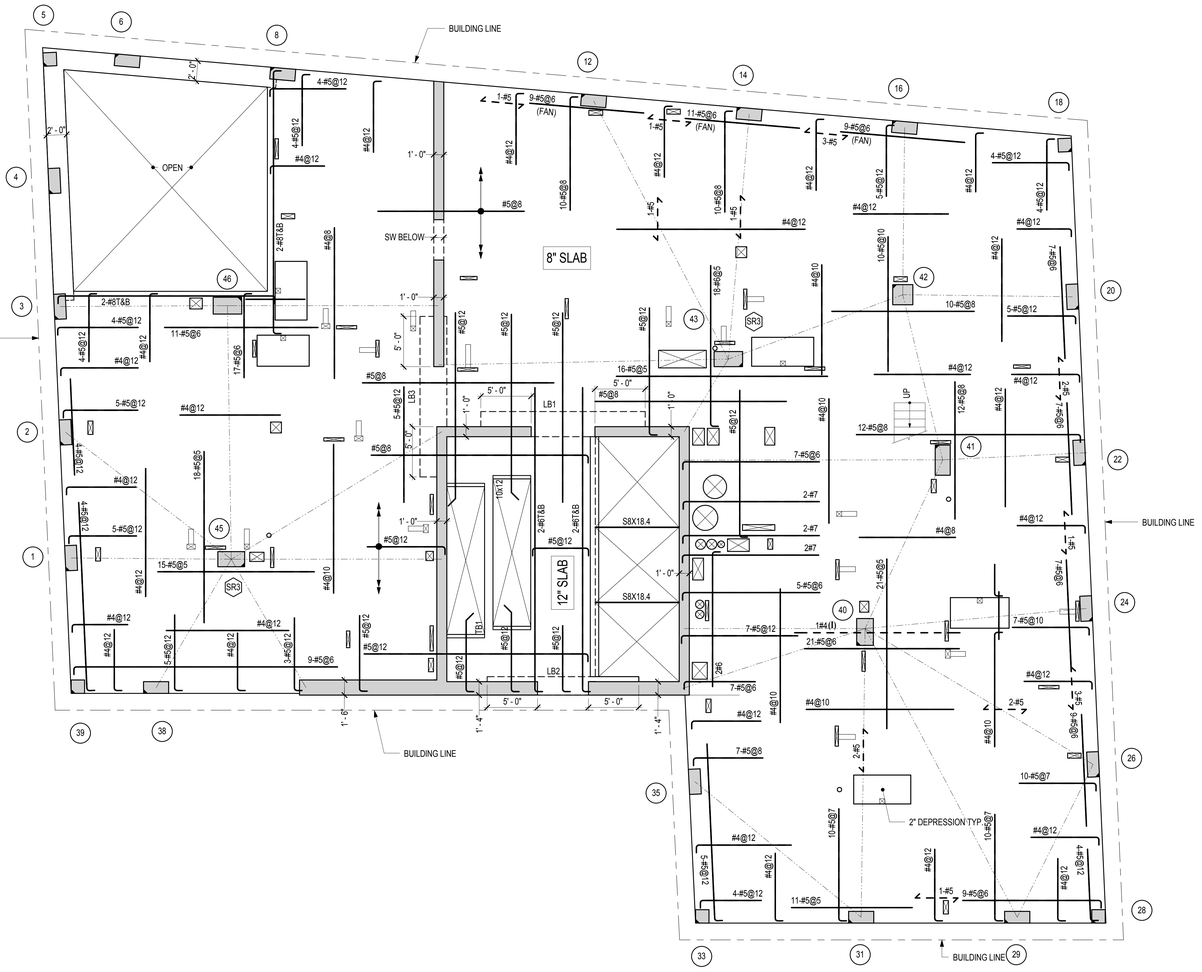

44TH, 46TH, 48TH FLOOR FRAMING PLAN

SCALE: 3/16" = 1'-0"

FLOOR	T/SLAB ELEVATION, UNO
44TH FLOOR	+529' - 0 3/4"
46TH FLOOR	+550' - 4 3/4"
48TH FLOOR	+571' - 8 3/4"

FLOOR TYPE	CONC STRENGTH	TYPICAL REINF	COMMENTS
8" SLAB	f'c= 8600 psi	#4@12 CONT BOT EW	
12" SLAB	f'c= 8600 psi	#5@12 CONT BOT EW	

NOTES:
1. FOR BALANCE OF NOTES SEE SHEET S-010
2. [X' - X"] INDICATES TOP OF STEEL BEAM MEASURED FROM TOP OF SLAB

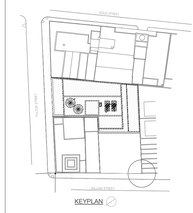

KEY PLAN

NOTES:

Number:	Date:	Revision:
10	09/22/2017	ISSUED TO DOB
9	08/30/2017	AS – LINK BEAM REVISIONS
8	06/14/2017	100% CD
7	03/31/2017	95% CD
6	01/20/2017	80% CD
5	01/06/2017	HUB SUBMISSION
4	11/11/2016	CORE AND SHELL BUY SET
3	10/07/2016	CORE AND SHELL BID SET
2	07/06/2016	ISSUED TO DOB
1	06/20/2016	100% DD SUBMISSION

Project:
130 WILLIAM STREET
130 WILLIAM STREET
NEW YORK, NY 10038

Client:
THE LIGHTSTONE GROUP
130 WILLIAM STREET PROPERTY OWNER LLC
460 PARK AVE, 13TH FLOOR
NEW YORK, NY 10022
(212) 616-9971

Architect:
HILL | WEST ARCHITECTS
11 BROADWAY
17TH FLOOR
NEW YORK, NY 10004
T. 212 213 8007

Creative Director
Adjaye Associates
415 Broadway, 3rd Fl.
New York, NY 10013
(212) 965-8477

Building Structures:
McNamara Salvia
62 West 45th Street, 11th Fl.
New York, NY 10036
(212) 246-9800

MEP Engineer:
Ventrop ECG, LLC
365 W 34th Street, 3rd Fl.
New York, NY 10001
(212) 244-5060

Exterior Facade Consultant:
Gilsanz Murray Steficek, LLP
129 West 27th Street, 5th Fl.
New York, NY 10001
(212) 254-0030

Landscape Architect:
Weintraub Diaz, LLC
19 New Street
Nyack, NY 10960
(845) 353-2500

Civil Engineer & Acoustic Consultant:
AKRF Engineering PC
440 Park Avenue South, 7th Fl.
New York, NY 10016
(646) 388-9829

IT & Security Consultant:
Anj Communications
133 Sunny Ridge Road
Harrison, New York 10528
(914) 967-1967

Pool Consultant:
Integrated Aquatics Engineering, Inc.
75 Shewell Ave
Doylestown, PA 18901
(215) 230-8623

Elevator Consultant:
Jenkins and Huntington
1251 Avenue of the Americas
New York, NY 10020
(212)-696-1818

DOB STAMPS & SIGNATURES:

DWG TITLE:
44TH, 46TH, & 48TH CONST FL FRAMING PLAN
(53RD, 55TH & 57TH MARKETING FLOOR)
NB#121192903

SEAL & SIGNATURE:

DATE:	03/31/2017
PROJECT #:	16118.00
SCALE:	As indicated
DWG NO.	S-440.00

Clara Gomez
APPROVED
Under Directive 2 of 1975
Date: 11/06/2017
NYC Development Hub

DEPT OF BLDGS 121192903 Job Number
ES11100A0S0 Scan Code

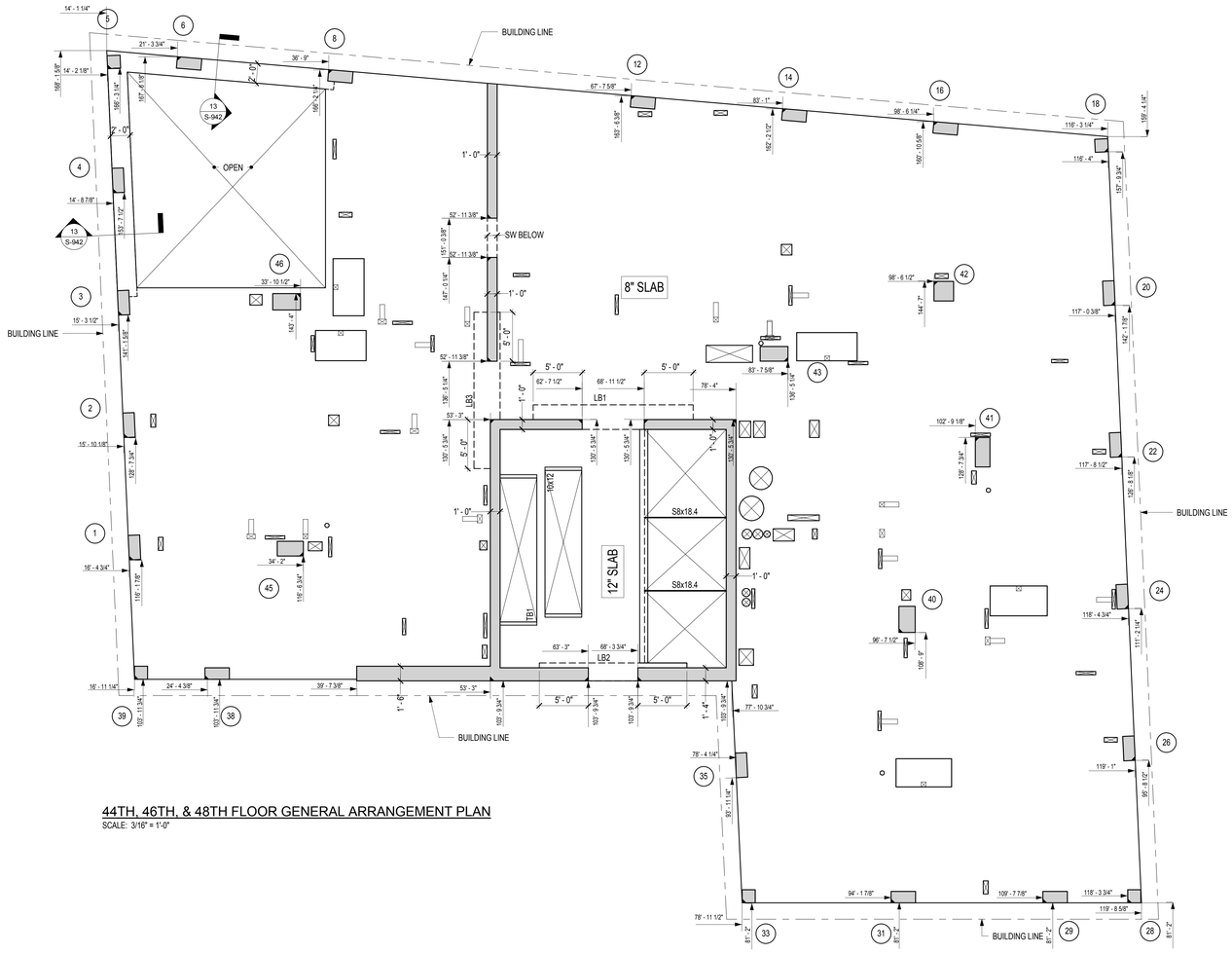

44TH, 46TH, & 48TH FLOOR GENERAL ARRANGEMENT PLAN

SCALE: 3/16" = 1'-0"

0' - 0"
0' - 0"

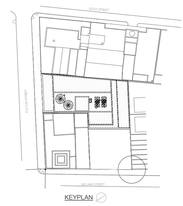

KEY PLAN

NOTES:

4	09/22/2017	ISSUED TO DOB
3	08/30/2017	ASI - LINK BEAM REVISIONS
2	06/14/2017	100% CD
1	03/31/2017	95% CD
Number:	Date:	Revision:

Project:
130 WILLIAM STREET
130 WILLIAM STREET
NEW YORK, NY 10038

Client:
THE LIGHTSTONE GROUP
130 WILLIAM STREET PROPERTY OWNER LLC
460 PARK AVE, 13TH FLOOR
NEW YORK, NY 10022
(212) 616-9971

Architect:
HILL | WEST ARCHITECTS
11 BRODAWAY
17TH FLOOR
NEW YORK, NY 10004
T. 212 213 8007

Creative Director
Adjaye Associates
415 Broadway, 3rd Fl.
New York, NY 10013
(212) 965-8477

Building Structures:
McNamara Salvia
62 West 45th Street, 11th Fl.
New York, NY 10036
(212) 246-9800

MEP Engineer:
Vertrop ECG, LLC
365 W 34th Street, 3rd Fl.
New York, NY 10001
(212) 244-5060

Exterior Facade Consultant:
Gilsanz Murray Steficek, LLP
129 West 27th Street, 5th Fl.
New York, NY 10001
(212) 254-0030

Landscape Architect:
Weintraub Diaz, LLC
19 New Street
Nyack, NY 10960
(845) 353-2500

Civil Engineer & Acoustic Consultant:
AKRF Engineering PC
440 Park Avenue South, 7th Fl.
New York, NY 10016
(646) 388-9829

IT & Security Consultant:
Anj Communications
133 Sunny Ridge Road
Harrison, New York 10528
(914) 967-1967

Pool Consultant:
Integrated Aquatics Engineering, Inc.
75 Shewell Ave
Doylestown, PA 18901
(215) 230-8623

Elevator Consultant:
Jenkins and Huntington
1251 Avenue of the Americas
New York, NY 10020
(212)-696-1818

DOB STAMPS & SIGNATURES:

STATE OF NEW YORK · ROBERT A. SUTTON · LICENSED PROFESSIONAL ENGINEER · 093540

Clara Gomez
APPROVED
Under Directive 1 of 1975
Date: 11/06/2017
NYC Development Hub

DWG TITLE:
44TH, 46TH, & 48TH CONST FL GN ARRANGEMENT PLAN (53RD, 55TH & 57TH MARKETING FLOOR)

NB#121192903

SEAL & SIGNATURE:

DATE:	03/31/2017
PROJECT #:	16118.00
SCALE:	3/16" = 1'-0"
DWG NO.	S-441.00

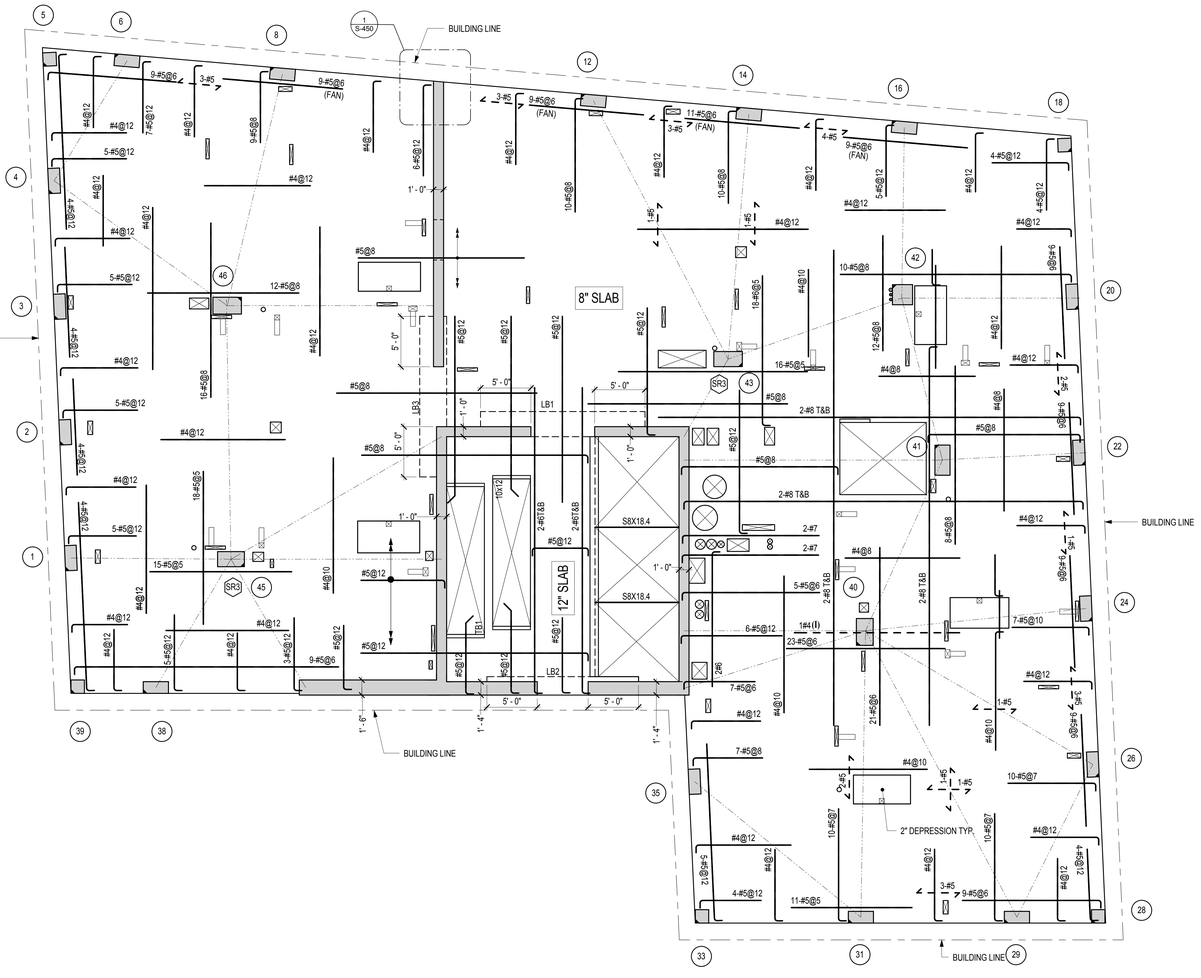

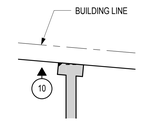

1 S-450 49TH FLOOR PART PLAN
SCALE: 3/16" = 1'-0"

45TH, 47TH, 49TH FLOOR FRAMING PLAN

SCALE: 3/16" = 1'-0"

FLOOR	T/SLAB ELEVATION, UNO
45TH FLOOR	+539' - 8 3/4"
47TH FLOOR	+561' - 0 3/4"
49TH FLOOR	+582' - 4 3/4"

FLOOR TYPE	CONC STRENGTH	TYPICAL REINF	COMMENTS
8" SLAB	f'c=8600 psi	#4@12 BOT MIN EW	
12" SLAB	f'c= 8600 psi	#5@12 BOT MIN EW	

NOTES:
1. FOR BALANCE OF NOTES SEE SHEET S-010
2. [X' - X"] INDICATES TOP OF STEEL BEAM MEASURED FROM TOP OF SLAB

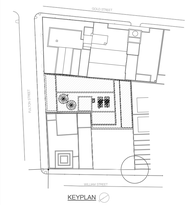

KEY PLAN

NOTES:

Number:	Date:	Revision:
10	09/22/2017	ISSUED TO DOB
9	08/30/2017	ASI – LINK BEAM REVISIONS
8	06/14/2017	100% CD
7	03/31/2017	95% CD
6	01/20/2017	80% CD
5	01/06/2017	HUB SUBMISSION
4	11/11/2016	CORE AND SHELL BUY SET
3	10/07/2016	CORE AND SHELL BID SET
2	07/06/2016	ISSUED TO DOB
1	06/20/2016	100% DD SUBMISSION

Project:
130 WILLIAM STREET
130 WILLIAM STREET
NEW YORK, NY 10038

Client:
THE LIGHTSTONE GROUP
130 WILLIAM STREET PROPERTY OWNER LLC
460 PARK AVE, 13TH FLOOR
NEW YORK, NY 10022
(212) 616-9971

Architect:
HILL | WEST ARCHITECTS
11 BROADWAY
17TH FLOOR
NEW YORK, NY 10004
T. 212 213 8007

Creative Director
Adjaye Associates
415 Broadway, 3rd Fl.
New York, NY 10013
(212) 965-8477

Building Structures:
McNamara Salvia
62 West 45th Street, 11th Fl.
New York, NY 10036
(212) 246-9800

MEP Engineer:
Ventrop ECG, LLC
365 W 34th Street, 3rd Fl.
New York, NY 10001
(212) 244-5060

Exterior Facade Consultant:
Gilsanz Murray Steficek, LLP
129 West 27th Street, 5th Fl.
New York, NY 10001
(212) 254-0030

Landscape Architect:
Weintraub Diaz, LLC
19 New Street
Nyack, NY 10960
(845) 353-2500

Civil Engineer & Acoustic Consultant:
AKRF Engineering PC
440 Park Avenue South, 7th Fl.
New York, NY 10016
(646) 388-9829

IT & Security Consultant:
Anj Communications
133 Sunny Ridge Road
Harrison, New York 10528
(914) 967-1967

Pool Consultant:
Integrated Aquatics Engineering, Inc.
75 Shewell Ave
Doylestown, PA 18901
(215) 230-8623

Elevator Consultant:
Jenkins and Huntington
1251 Avenue of the Americas
New York, NY 10020
(212)-696-1818

DOB STAMPS & SIGNATURES:

DWG TITLE:
45TH, 47TH, & 49TH CONST FL FRAMING PLAN
(54TH, 56TH & 58TH MARKETING FLOOR)
NB#121192903

SEAL & SIGNATURE:

DATE:	03/31/2017
PROJECT #:	16118.00
SCALE:	As indicated
DWG NO.	S-450.00

Clara Gomez
Building
APPROVED
Under Directive 2 of 1975
Date: 11/06/2017
NYC Development Hub

DEPT OF BLDGS 421300923 Job Number
E350273270165 Scan Code

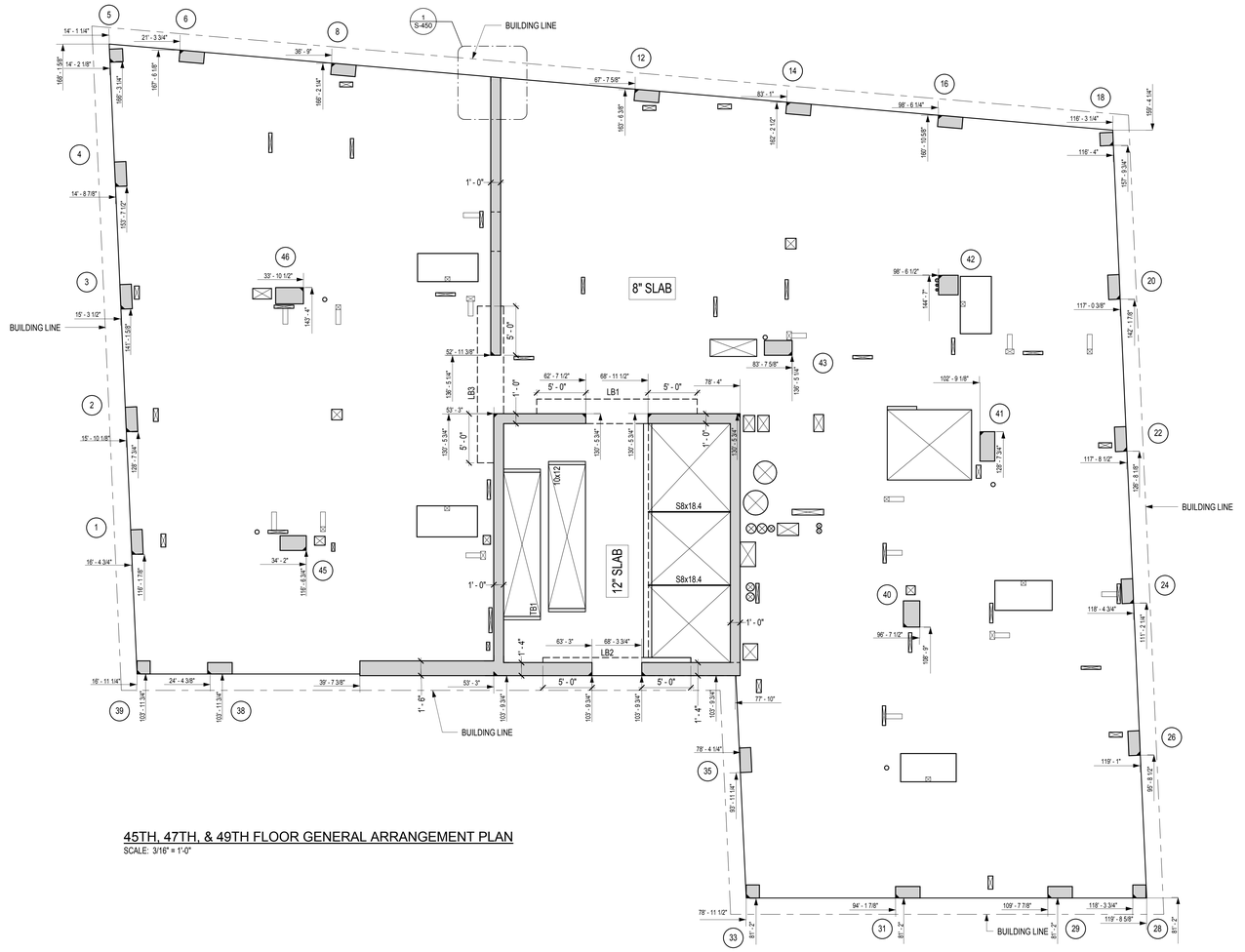

45TH, 47TH, & 49TH FLOOR GENERAL ARRANGEMENT PLAN
SCALE: 3/16" = 1'-0"

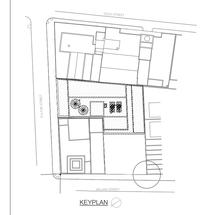

KEY PLAN

NOTES:

Number:	Date:	Revision:
4	09/22/2017	ISSUED TO DOB
3	08/30/2017	ASI – LINK BEAM REVISIONS
2	06/14/2017	100% CD
1	03/31/2017	95% CD

Project:
130 WILLIAM STREET
130 WILLIAM STREET
NEW YORK, NY 10038

Client:
THE LIGHTSTONE GROUP
130 WILLIAM STREET PROPERTY OWNER LLC
460 PARK AVE, 13TH FLOOR
NEW YORK, NY 10022
(212) 616-9971

Architect:
HILL | WEST ARCHITECTS
11 BROADWAY
17TH FLOOR
NEW YORK, NY 10004
T. 212 213 8007

Creative Director
Adjaye Associates
415 Broadway, 3rd Fl.
New York, NY 10013
(212) 965-8477

Building Structures:
McNamara Salvia
62 West 45th Street, 11th Fl.
New York, NY 10036
(212) 246-9800

MEP Engineer:
Ventrop ECG, LLC
365 W 34th Street, 3rd Fl.
New York, NY 10001
(212) 244-5060

Exterior Facade Consultant:
Gilsanz Murray Steficek, LLP
129 West 27th Street, 5th Fl.
New York, NY 10001
(212) 254-0030

Landscape Architect:
Weintraub Diaz, LLC
19 New Street
Nyack, NY 10960
(845) 353-2500

Civil Engineer & Acoustic Consultant:
AKRF Engineering PC
440 Park Avenue South, 7th Fl.
New York, NY 10016
(646) 388-9829

IT & Security Consultant:
Anj Communications
133 Sunny Ridge Road
Harrison, New York 10528
(914) 967-1967

Pool Consultant:
Integrated Aquatics Engineering, Inc.
75 Shewell Ave
Doylestown, PA 18901
(215) 230-8623

Elevator Consultant:
Jenkins and Huntington
1251 Avenue of the Americas
New York, NY 10020
(212)-696-1818

DOB STAMPS & SIGNATURES:

DWG TITLE:
45TH, 47TH, & 49TH CONST FL GN ARRANGEMENT PLAN (54TH, 56TH & 58TH MARKETING FLOOR)
NB#121192903

SEAL & SIGNATURE:

DATE:	03/31/2017
PROJECT #:	16118.00
SCALE:	3/16" = 1'-0"
DWG NO.	S-451.00

ClaireGomez
APPROVED
Under Directive 1 of 1975
Date: 11/06/2017
NYC Development Hub

DEPT OF BLDGS 121192903 Job Number
E-5001556900-03 Scan Code

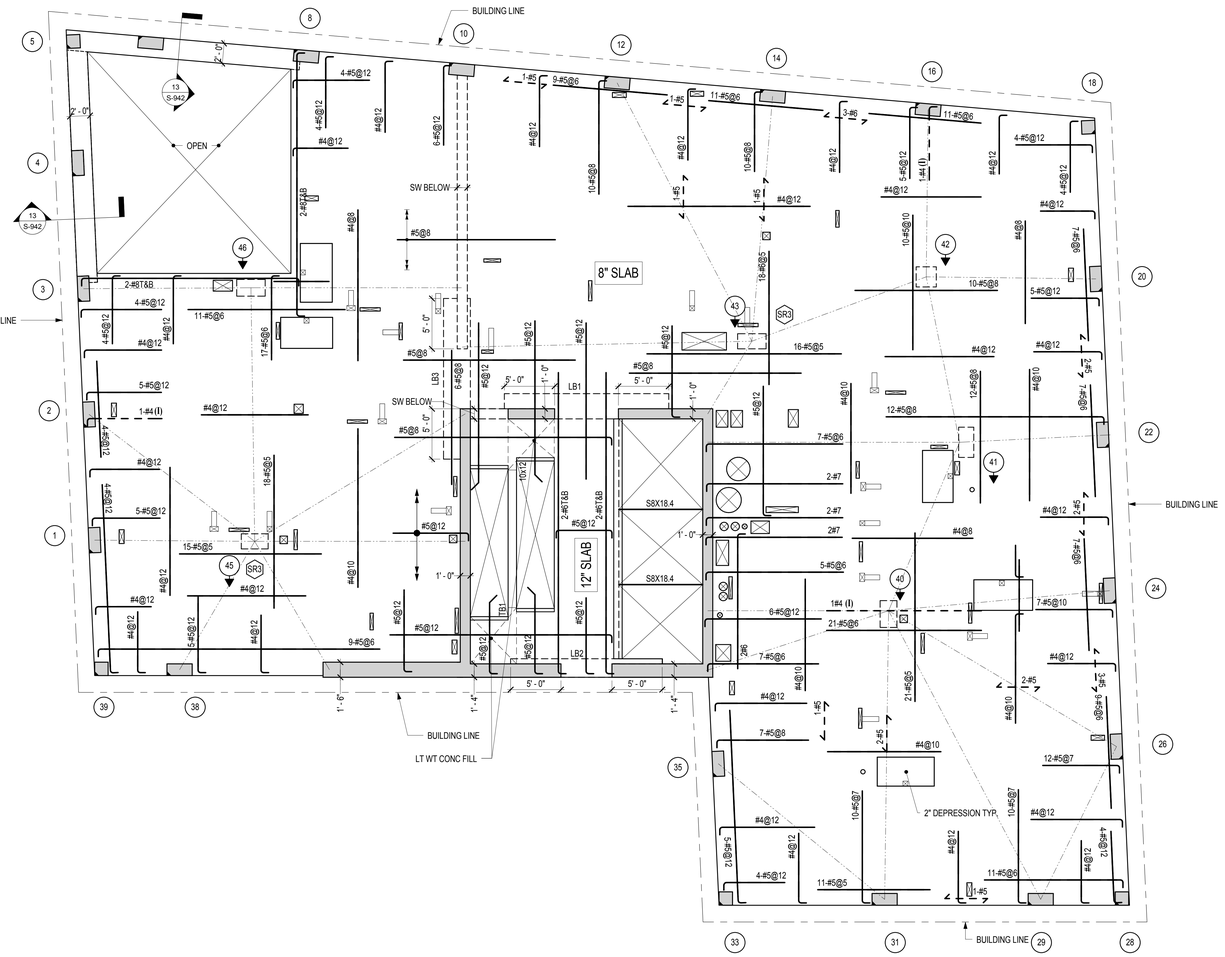

50TH FLOOR FRAMING PLAN

SCALE: 3/16" = 1'-0"

FLOOR	T/SLAB ELEVATION, UNO
50TH FLOOR	+593' - 0 3/4"

FLOOR TYPE	CONC STRENGTH	TYPICAL REINF	COMMENTS
8" SLAB	f`c= 8600 psi	#4@12 BOT MIN EW	
12" SLAB	f`c= 8600 psi	#5@12 BOT MIN EW	

NOTES:
1. FOR BALANCE OF NOTES SEE SHEET S-010
2. [X' - X"] INDICATES TOP OF STEEL BEAM MEASURED FROM TOP OF SLAB

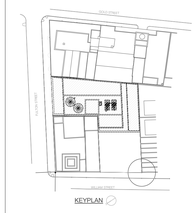

KEY PLAN

NOTES:

Number:	Date:	Revision:
10	09/22/2017	ISSUED TO DOB
9	08/30/2017	ASI - LINK BEAM REVISIONS
8	06/14/2017	100% CD
7	03/31/2017	95% CD
6	01/20/2017	80% CD
5	01/06/2017	HUB SUBMISSION
4	11/11/2016	CORE AND SHELL BLY SET
3	10/01/2016	CORE AND SHELL BD SET
2	07/06/2016	ISSUED TO DOB
1	06/20/2016	100% DD SUBMISSION

Project:
130 WILLIAM STREET
130 WILLIAM STREET
NEW YORK, NY 10038

Client:
THE LIGHTSTONE GROUP
130 WILLIAM STREET PROPERTY OWNER LLC
460 PARK AVE, 13TH FLOOR
NEW YORK, NY 10022
(212) 616-9971

Architect:
HILL | WEST ARCHITECTS
11 BROADWAY
17TH FLOOR
NEW YORK, NY 10004
T. 212 213 8007

Creative Director
Adjaye Associates
415 Broadway, 3rd Fl.
New York, NY 10013
(212) 965-8477

Building Structures:
McNamara Salvia
62 West 45th Street, 11th Fl.
New York, NY 10036
(212) 246-9800

MEP Engineer:
Ventrop ECG, LLC
365 W 34th Street, 3rd Fl.
New York, NY 10001
(212) 244-5060

Exterior Facade Consultant:
Gilsanz Murray Steficek, LLP
129 West 27th Street, 5th Fl.
New York, NY 10001
(212) 254-0030

Landscape Architect:
Weintraub Diaz, LLC
19 New Street
Nyack, NY 10960
(845) 353-2500

Civil Engineer & Acoustic Consultant:
AKRF Engineering PC
440 Park Avenue South, 7th Fl.
New York, NY 10016
(646) 388-9829

IT & Security Consultant:
Anj Communications
133 Sunny Ridge Road
Harrison, New York 10528
(914) 967-1967

Pool Consultant:
Integrated Aquatics Engineering, Inc.
75 Shewell Ave
Doylestown, PA 18901
(215) 230-8623

Elevator Consultant:
Jenkins and Huntington
1251 Avenue of the Americas
New York, NY 10020
(212)-696-1818

DOB STAMPS & SIGNATURES:

STATE OF NEW YORK — ROBERT A. SUTTON — 093540 — LICENSED PROFESSIONAL ENGINEER

DWG TITLE:
50TH CONSTRUCTION FLOOR FRAMING PLAN
(59TH MARKETING FLOOR)
NB#121192903

SEAL & SIGNATURE:

DATE:	03/31/2017
PROJECT #:	16118.00
SCALE:	As indicated
DWG NO.	S-500.00

Clare Gomez — NYS Building Code — APPROVED — Under Directive 2 of 1975 — Date: 11/06/2017 — NYC Development Hub

DEPT OF BLDGS 421309903 Job Number
ES4345505857 Scan Code

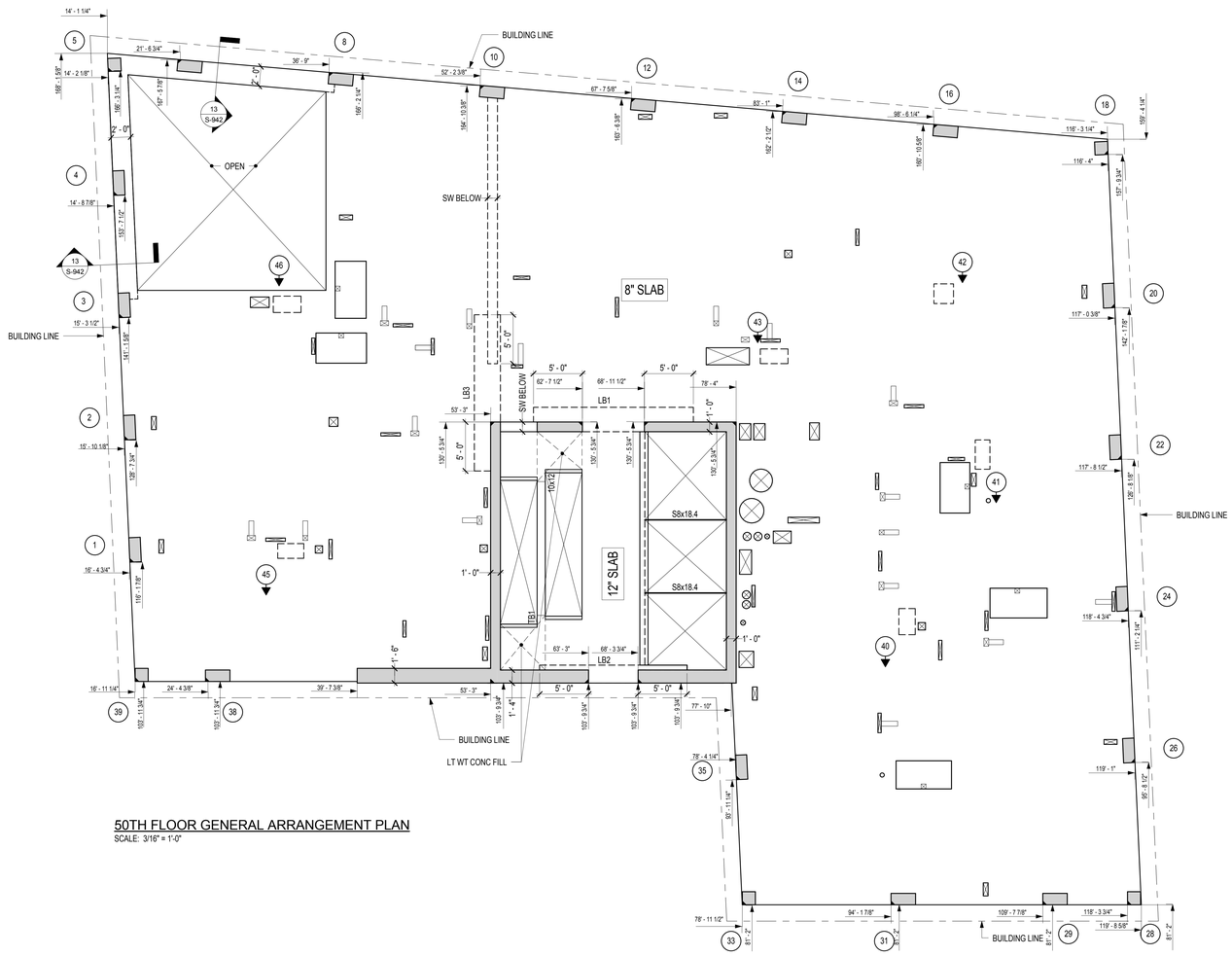

50TH FLOOR GENERAL ARRANGEMENT PLAN
SCALE: 3/16" = 1'-0"

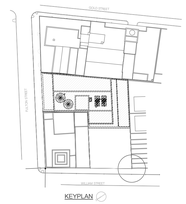

KEY PLAN

NOTES:

Number:	Date:	Revision:
4	09/22/2017	ISSUED TO DOB
3	08/30/2017	ASI – LINK BEAM REVISIONS
2	06/14/2017	100% CD
1	03/31/2017	95% CD

Project:
130 WILLIAM STREET
130 WILLIAM STREET
NEW YORK, NY 10038

Client:
THE LIGHTSTONE GROUP
130 WILLIAM STREET PROPERTY OWNER LLC
460 PARK AVE, 13TH FLOOR
NEW YORK, NY 10022
(212) 616-9971

Architect:
HILL | WEST ARCHITECTS
11 BROADWAY
17TH FLOOR
NEW YORK, NY 10004
T. 212 213 8007

Creative Director
Adjaye Associates
415 Broadway, 3rd Fl.
New York, NY 10013
(212) 965-8477

Building Structures:
McNamara Salvia
62 West 45th Street, 11th Fl.
New York, NY 10036
(212) 246-9800

MEP Engineer:
Ventrop ECG, LLC
365 W 34th Street, 3rd Fl.
New York, NY 10001
(212) 244-5060

Exterior Facade Consultant:
Gilsanz Murray Steficek, LLP
129 West 27th Street, 5th Fl.
New York, NY 10001
(212) 254-0030

Landscape Architect:
Weintraub Diaz, LLC
19 New Street
Nyack, NY 10960
(845) 353-2500

Civil Engineer & Acoustic Consultant:
AKRF Engineering PC
440 Park Avenue South, 7th Fl.
New York, NY 10016
(646) 388-9829

IT & Security Consultant:
Anj Communications
133 Sunny Ridge Road
Harrison, New York 10528
(914) 967-1967

Pool Consultant:
Integrated Aquatics Engineering, Inc.
75 Shewell Ave
Doylestown, PA 18901
(215) 230-8623

Elevator Consultant:
Jenkins and Huntington
1251 Avenue of the Americas
New York, NY 10020
(212)-696-1818

DOB STAMPS & SIGNATURES:

DWG TITLE:
50TH CONSTRUCTION FLOOR GENERAL ARRANGEMENT PLAN (59TH MARKETING FLOOR)
NB#121192903

SEAL & SIGNATURE:

DATE:	03/31/2017
PROJECT #:	16118.00
SCALE:	3/16" = 1'-0"
DWG NO.	S-501.00

DEPT OF BLDGS 121192903 Job Number
E509052385R Scan Code

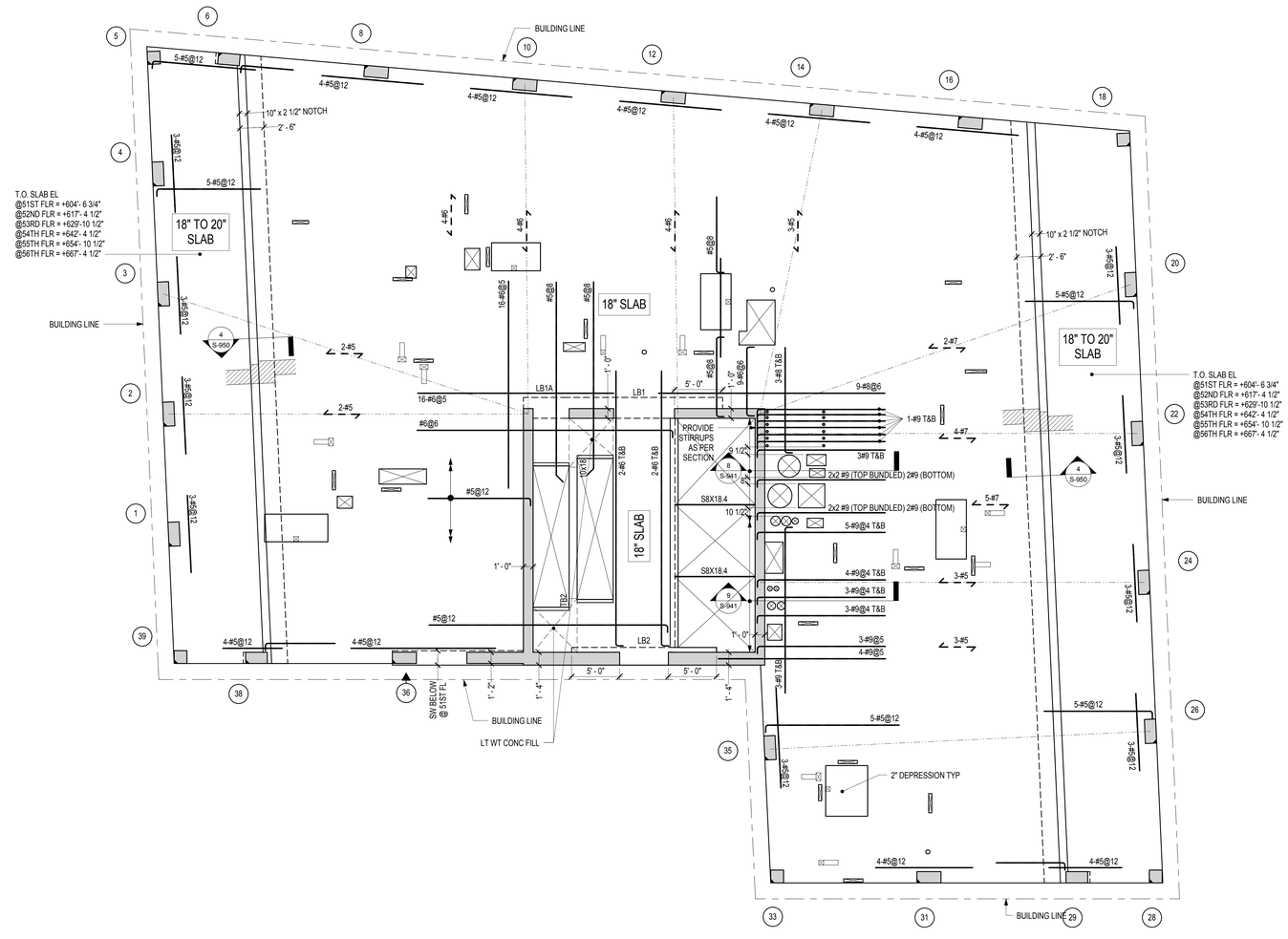

51ST - 56TH FLOOR FRAMING PLAN

SCALE: 3/16" = 1'-0"

FLOOR	T/SLAB ELEVATION, UNO
51ST FLOOR	+605' - 6 3/4"
52ND FLOOR	+618' - 0 3/4"
53RD FLOOR	+630' - 6 3/4"
54TH FLOOR	+643' - 0 3/4"
55TH FLOOR	+655' - 6 3/4"
56TH FLOOR	+668' - 0 3/4"

FLOOR TYPE	CONC STRENGTH	TYPICAL REINF	COMMENTS
18" SLAB	f`c= 8600 psi	#5@8 CONT TOP & BOT EW	51ST - 55TH
18" SLAB	f`c= 7000 psi	#5@8 CONT TOP & BOT EW	56TH

NOTES:
1. FOR BALANCE OF NOTES SEE SHEET S-010
2. [X' - X"] INDICATES TOP OF STEEL BEAM MEASURED FROM TOP OF SLAB

INDICATES SEQUENCE OF PLACING BARS.
1 & 4 OUTER LAYERS
2 & 3 INNER LAYERS

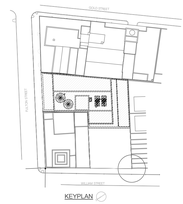

KEY PLAN

NOTES:

Number:	Date:	Revision:
10	09/22/2017	ISSUED TO DOB
9	08/30/2017	ASI - LINK BEAM REVISIONS
8	06/14/2017	100% CD
7	03/31/2017	95% CD
6	01/20/2017	80% CD
5	01/06/2017	HUB SUBMISSION
4	11/11/2016	CORE AND SHELL BUY SET
3	10/01/2016	CORE AND SHELL BID SET
2	07/06/2016	ISSUED TO DOB
1	06/20/2016	100% DD SUBMISSION

Project:
130 WILLIAM STREET
130 WILLIAM STREET
NEW YORK, NY 10038

Client:
THE LIGHTSTONE GROUP
130 WILLIAM STREET PROPERTY OWNER LLC
460 PARK AVE, 13TH FLOOR
NEW YORK, NY 10022
(212) 616-9971

Architect:
HILL | WEST ARCHITECTS
11 BROADWAY
17TH FLOOR
NEW YORK, NY 10004
T. 212 213 8007

Creative Director
Adjaye Associates
415 Broadway, 3rd Fl.
New York, NY 10013
(212) 965-8477

Building Structures:
McNamara Salvia
62 West 45th Street, 11th Fl.
New York, NY 10036
(212) 246-9800

MEP Engineer:
Ventrop ECG, LLC
365 W 34th Street, 3rd Fl.
New York, NY 10001
(212) 244-5060

Exterior Facade Consultant:
Gilsanz Murray Steficek, LLP
129 West 27th Street, 5th Fl.
New York, NY 10001
(212) 254-0030

Landscape Architect:
Weintraub Diaz, LLC
19 New Street
Nyack, NY 10960
(845) 353-2500

Civil Engineer & Acoustic Consultant:
AKRF Engineering PC
440 Park Avenue South, 7th Fl.
New York, NY 10016
(646) 388-9829

IT & Security Consultant:
Anj Communications
133 Sunny Ridge Road
Harrison, New York 10528
(914) 967-1967

Pool Consultant:
Integrated Aquatics Engineering, Inc.
75 Shewell Ave
Doylestown, PA 18901
(215) 230-8623

Elevator Consultant:
Jenkins and Huntington
1251 Avenue of the Americas
New York, NY 10020
(212)-696-1818

DOB STAMPS & SIGNATURES:

DWG TITLE:
51ST - 56TH CONSTRUCTION FLOOR FRAMING PLAN (60TH - 65TH MARKETING FLOOR)
NB#121192903

SEAL & SIGNATURE:

DATE: 03/31/2017
PROJECT #: 16118.00
SCALE: As indicated
S-510.00
DWG NO.

DEPT OF BLDGS 121192903 Job Number
B2019020900435 Scan Code

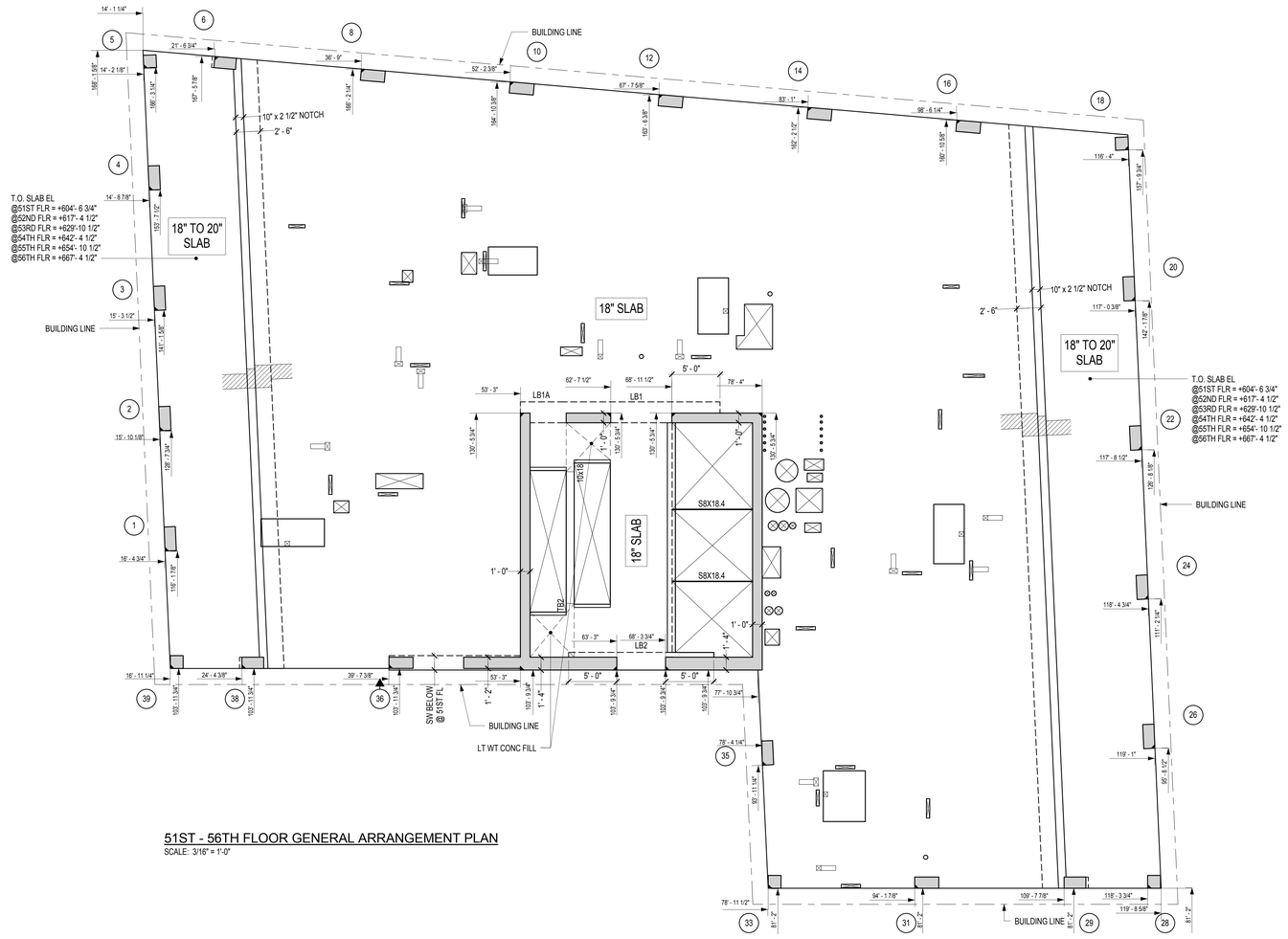

51ST - 56TH FLOOR GENERAL ARRANGEMENT PLAN
SCALE: 3/16" = 1'-0"

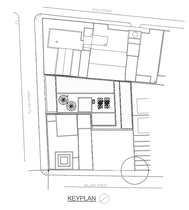

KEY PLAN

NOTES:

Number:	Date:	Revision:
4	09/22/2017	ISSUED TO DOB
3	08/30/2017	AS1 – LINK BEAM REVISIONS
2	06/14/2017	100% CD
1	03/31/2017	95% CD

Project:
130 WILLIAM STREET
130 WILLIAM STREET
NEW YORK, NY 10038

Client:
THE LIGHTSTONE GROUP
130 WILLIAM STREET PROPERTY OWNER LLC
460 PARK AVE, 13TH FLOOR
NEW YORK, NY 10022
(212) 616-9971

Architect:
HILL | WEST ARCHITECTS
11 BROADWAY
17TH FLOOR
NEW YORK, NY 10004
T. 212 213 8007

Creative Director
Adjaye Associates
415 Broadway, 3rd Fl.
New York, NY 10013
(212) 965-8477

Building Structures:
McNamara Salvia
62 West 45th Street, 11th Fl.
New York, NY 10036
(212) 246-9800

MEP Engineer:
Ventrop ECG, LLC
365 W 34th Street, 3rd Fl.
New York, NY 10001
(212) 244-5060

Exterior Facade Consultant:
Gilsanz Murray Steficek, LLP
129 West 27th Street, 5th Fl.
New York, NY 10001
(212) 254-0030

Landscape Architect:
Weintraub Diaz, LLC
19 New Street
Nyack, NY 10960
(845) 353-2500

Civil Engineer & Acoustic Consultant:
AKRF Engineering PC
440 Park Avenue South, 7th Fl.
New York, NY 10016
(646) 388-9829

IT & Security Consultant:
Anj Communications
133 Sunny Ridge Road
Harrison, New York 10528
(914) 967-1967

Pool Consultant:
Integrated Aquatics Engineering, Inc.
75 Shewell Ave
Doylestown, PA 18901
(215) 230-8623

Elevator Consultant:
Jenkins and Huntington
1251 Avenue of the Americas
New York, NY 10020
(212)-696-1818

DOB STAMPS & SIGNATURES:

DWG TITLE:
51ST - 56TH CONST FL GN ARRANGEMENT PLAN
(60TH - 65TH MARKETING FLOOR)
NB#121192903

SEAL & SIGNATURE:

DATE:	03/31/2017
PROJECT #:	16118.00
SCALE:	3/16" = 1'-0"
DWG NO.	S-511.00

DEPT OF BLDGS 121192903 Job Number
E557847236 Scan Code

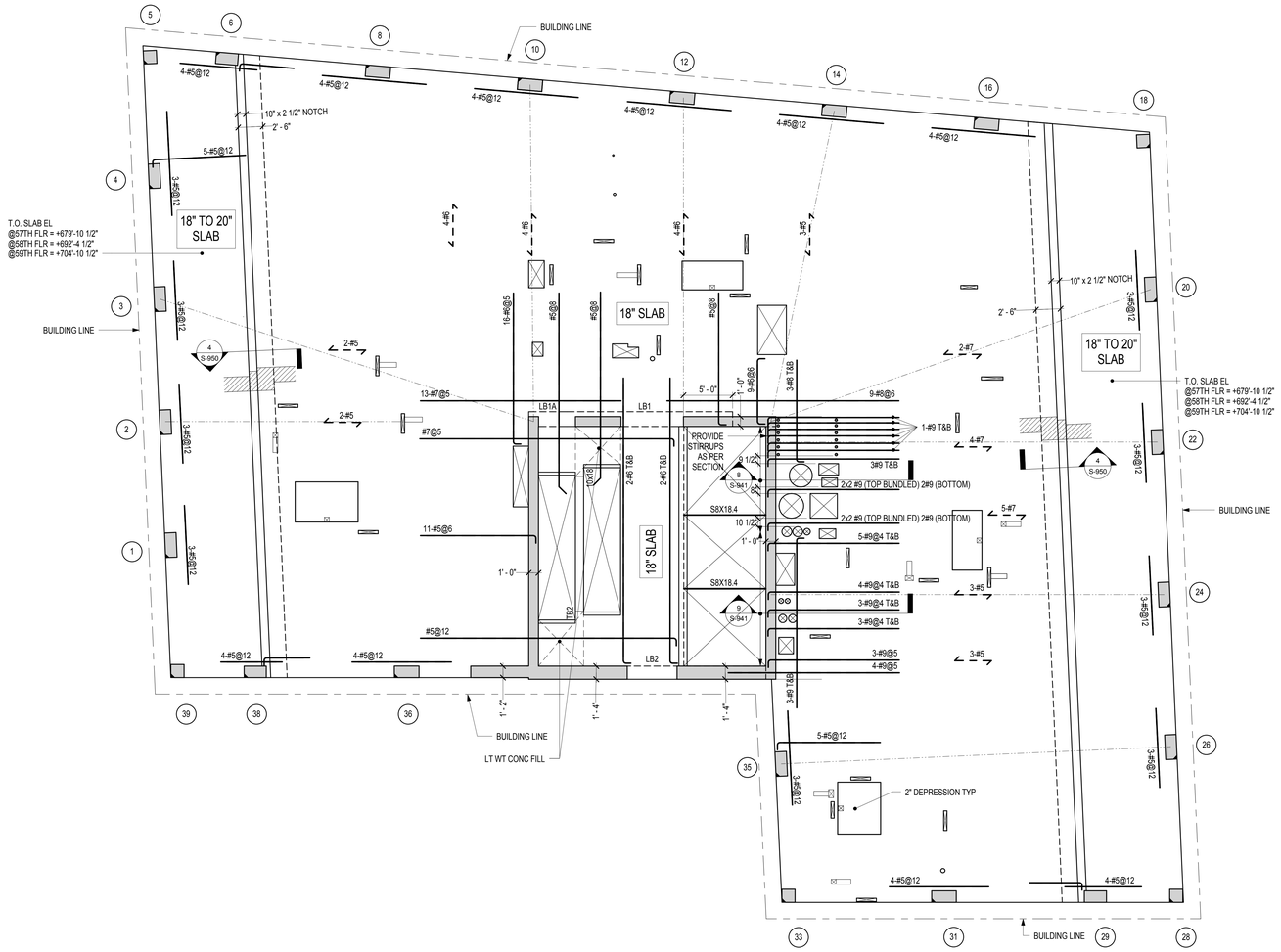

57TH - 59TH FLOOR FRAMING PLAN

SCALE: 3/16" = 1'-0"

FLOOR	T/SLAB ELEVATION, UNO
57TH FLOOR	+680' - 6 3/4"
58TH FLOOR	+693' - 0 3/4"
59TH FLOOR	+705' - 6 3/4"

FLOOR TYPE	CONC STRENGTH	TYPICAL REINF	COMMENTS
18" SLAB	f'c= 8600 psi	#5@8 CONT TOP & BOT EW	51ST - 55TH
18" SLAB	f'c= 7000 psi	#5@8 CONT TOP & BOT EW	56TH

NOTES:
1. FOR BALANCE OF NOTES SEE SHEET S-010
2. [X' - X"] INDICATES TOP OF STEEL BEAM MEASURED FROM TOP OF SLAB

INDICATES SEQUENCE OF PLACING BARS.
1 & 4 OUTER LAYERS
2 & 3 INNER LAYERS

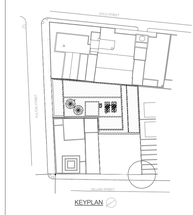

KEY PLAN

NOTES:

Number:	Date:	Revision:
9	09/22/2017	ISSUED TO DOB
8	08/30/2017	AS – LINK BEAM REVISIONS
7	06/14/2017	100% CD
6	03/31/2017	95% CD
5	01/20/2017	80% CD
4	11/11/2016	CORE AND SHELL BLY SET
3	10/01/2016	CORE AND SHELL BD SET
2	07/06/2016	ISSUED TO DOB
1	06/20/2016	100% DD SUBMISSION

Project:
130 WILLIAM STREET
130 WILLIAM STREET
NEW YORK, NY 10038

Client:
THE LIGHTSTONE GROUP
130 WILLIAM STREET PROPERTY OWNER LLC
460 PARK AVE, 13TH FLOOR
NEW YORK, NY 10022
(212) 616-9971

Architect:
HILL | WEST ARCHITECTS
11 BROADWAY
17TH FLOOR
NEW YORK, NY 10004
T. 212 213 8007

Creative Director
Adjaye Associates
415 Broadway, 3rd Fl.
New York, NY 10013
(212) 965-8477

Building Structures:
McNamara Salvia
62 West 45th Street, 11th Fl.
New York, NY 10036
(212) 246-9800

MEP Engineer:
Ventrop ECG, LLC
365 W 34th Street, 3rd Fl.
New York, NY 10001
(212) 244-5060

Exterior Facade Consultant:
Gilsanz Murray Steficek, LLP
129 West 27th Street, 5th Fl.
New York, NY 10001
(212) 254-0030

Landscape Architect:
Weintraub Diaz, LLC
19 New Street
Nyack, NY 10960
(845) 353-2500

Civil Engineer & Acoustic Consultant:
AKRF Engineering PC
440 Park Avenue South, 7th Fl.
New York, NY 10016
(646) 388-9829

IT & Security Consultant:
Anj Communications
133 Sunny Ridge Road
Harrison, New York 10528
(914) 967-1967

Pool Consultant:
Integrated Aquatics Engineering, Inc.
75 Shewell Ave
Doylestown, PA 18901
(215) 230-8623

Elevator Consultant:
Jenkins and Huntington
1251 Avenue of the Americas
New York, NY 10020
(212)-696-1818

DOB STAMPS & SIGNATURES:

DWG TITLE:
57TH - 59TH CONSTRUCTION FLOOR FRAMING PLAN (66TH - 68TH MARKETING FLOOR)

NB#121192903

SEAL & SIGNATURE:

DATE:	03/31/2017
PROJECT #:	16118.00
SCALE:	As indicated
DWG NO.	S-570.00

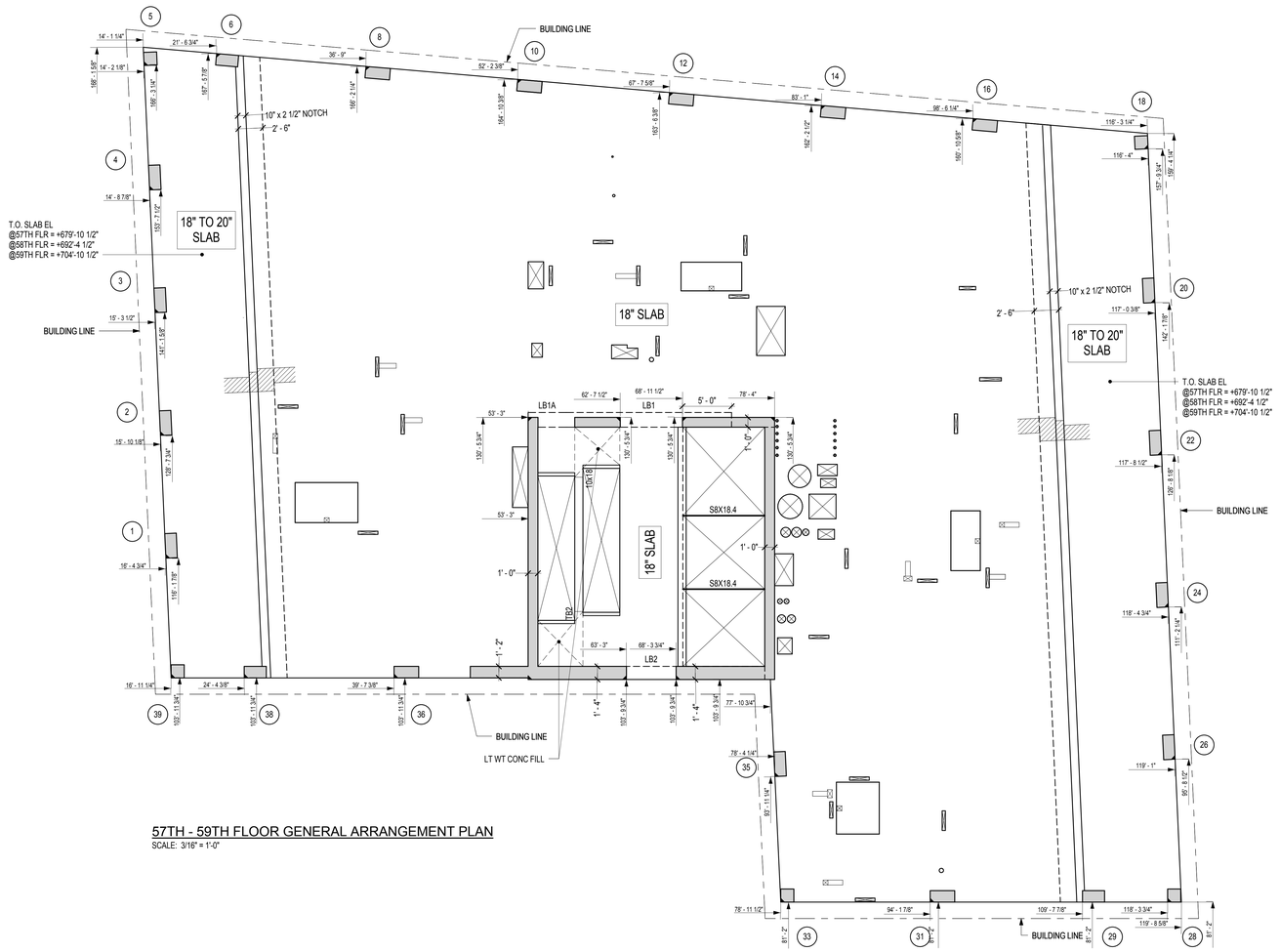

57TH - 59TH FLOOR GENERAL ARRANGEMENT PLAN

SCALE: 3/16" = 1'-0"

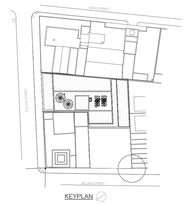

KEY PLAN

NOTES:

Number:	Date:	Revision:
4	09/22/2017	ISSUED TO DOB
3	08/30/2017	ASI - LINK BEAM REVISIONS
2	06/14/2017	100% CD
1	03/31/2017	95% CD

Project:
130 WILLIAM STREET
130 WILLIAM STREET
NEW YORK, NY 10038

Client:
THE LIGHTSTONE GROUP
130 WILLIAM STREET PROPERTY OWNER LLC
460 PARK AVE, 13TH FLOOR
NEW YORK, NY 10022
(212) 616-9971

Architect:
HILL | WEST ARCHITECTS
11 BROADWAY
17TH FLOOR
NEW YORK, NY 10004
T. 212 213 8007

Creative Director
Adjaye Associates
415 Broadway, 3rd Fl.
New York, NY 10013
(212) 965-8477

Building Structures:
McNamara Salvia
62 West 45th Street, 11th Fl.
New York, NY 10036
(212) 246-9800

MEP Engineer:
Ventrop ECG, LLC
365 W 34th Street, 3rd Fl.
New York, NY 10001
(212) 244-5060

Exterior Facade Consultant:
Gilsanz Murray Steficek, LLP
129 West 27th Street, 5th Fl.
New York, NY 10001
(212) 254-0030

Landscape Architect:
Weintraub Diaz, LLC
19 New Street
Nyack, NY 10960
(845) 353-2500

Civil Engineer & Acoustic Consultant:
AKRF Engineering PC
440 Park Avenue South, 7th Fl.
New York, NY 10016
(646) 388-9829

IT & Security Consultant:
Anj Communications
133 Sunny Ridge Road
Harrison, New York 10528
(914) 967-1967

Pool Consultant:
Integrated Aquatics Engineering, Inc.
75 Shewell Ave
Doylestown, PA 18901
(215) 230-8623

Elevator Consultant:
Jenkins and Huntington
1251 Avenue of the Americas
New York, NY 10020
(212)-696-1818

DOB STAMPS & SIGNATURES:

DWG TITLE:
57TH - 59TH CONST FL GN ARRANGEMENT PLAN
(66TH - 68TH MARKETING FLOOR)
NB#121192903

SEAL & SIGNATURE:

DATE:	03/31/2017
PROJECT #:	16118.00
SCALE:	3/16" = 1'-0"
DWG NO.	S-571.00

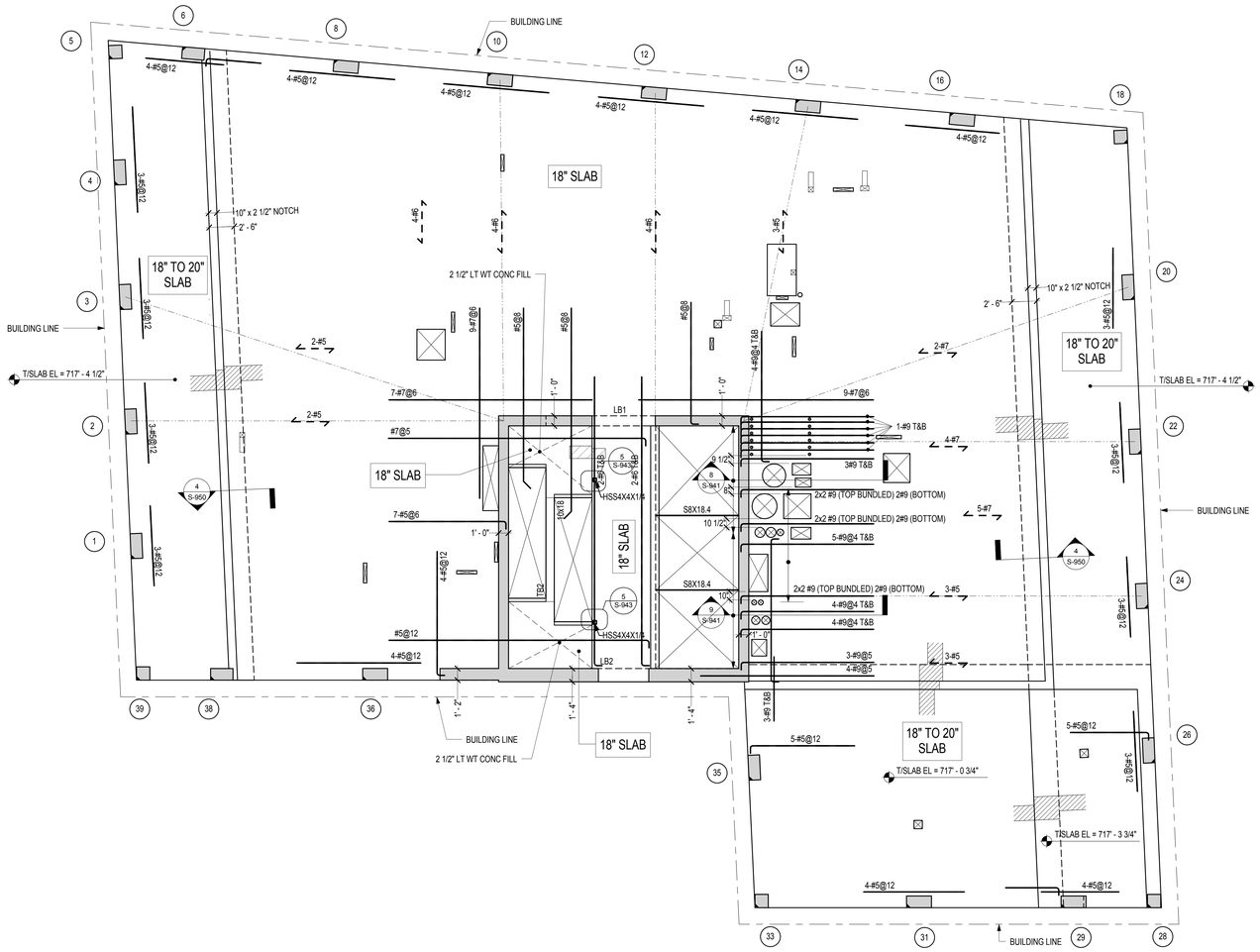

60TH FLOOR FRAMING PLAN
SCALE: 3/16" = 1'-0"

FLOOR	T/SLAB ELEVATION, UNO
60TH FLOOR	+718' - 0 3/4"

FLOOR TYPE	CONC STRENGTH	TYPICAL REINF	COMMENTS
10" SLAB	f'c= 7000 psi	#5@8 T&B CONT EW	
18" SLAB	f'c= 7000 psi	#6@8 T&B CONT EW	
18" TO 20" SLAB	f'c=7000 psi	#6@8 T&B CONT EW	

NOTES:
1. FOR BALANCE OF NOTES SEE SHEET S-010
2. [X' - X"] INDICATES TOP OF STEEL BEAM MEASURED FROM TOP OF SLAB

INDICATES SEQUENCE OF PLACING BARS.
1 & 4 OUTER LAYERS
2 & 3 INNER LAYERS

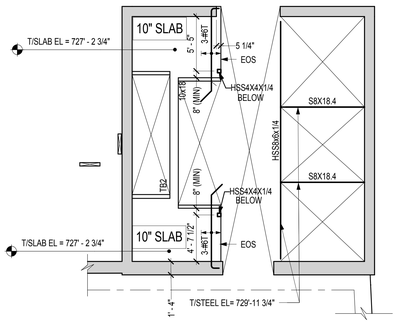

60TH FLOOR INTERMEDIATE LANDING PART PLAN
SCALE: 3/16" = 1'-0"

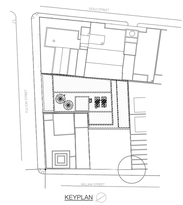

KEY PLAN

NOTES:

Number:	Date:	Revision:
10	09/22/2017	ISSUED TO DOB
9	08/21/2017	ASI-008
8	06/14/2017	100% CD
7	03/31/2017	95% CD
6	01/20/2017	80% CD
5	01/06/2017	HUB SUBMISSION
4	11/11/2016	CORE AND SHELL BUY SET
3	10/01/2016	CORE AND SHELL BID SET
2	07/06/2016	ISSUED TO DOB
1	06/20/2016	100% DD SUBMISSION

Project:
130 WILLIAM STREET
130 WILLIAM STREET
NEW YORK, NY 10038

Client:
THE LIGHTSTONE GROUP
130 WILLIAM STREET PROPERTY OWNER LLC
460 PARK AVE, 13TH FLOOR
NEW YORK, NY 10022
(212) 616-9971

Architect:
HILL | WEST ARCHITECTS
11 BROADWAY
17TH FLOOR
NEW YORK, NY 10004
T. 212 213 8007

Creative Director
Adjaye Associates
415 Broadway, 3rd Fl.
New York, NY 10013
(212) 965-8477

Building Structures:
McNamara Salvia
62 West 45th Street, 11th Fl.
New York, NY 10036
(212) 246-9800

MEP Engineer:
Ventrop ECG, LLC
365 W 34th Street, 3rd Fl.
New York, NY 10001
(212) 244-5060

Exterior Facade Consultant:
Gilsanz Murray Steficek, LLP
129 West 27th Street, 6th Fl.
New York, NY 10001
(212) 254-0030

Landscape Architect:
Weintraub Diaz, LLC
19 New Street
Nyack, NY 10960
(845) 353-2500

Civil Engineer & Acoustic Consultant:
AKRF Engineering PC
440 Park Avenue South, 7th Fl.
New York, NY 10016
(646) 388-9829

IT & Security Consultant:
Anj Communications
133 Sunny Ridge Road
Harrison, New York 10528
(914) 967-1967

Pool Consultant:
Integrated Aquatics Engineering, Inc.
75 Shewell Ave
Doylestown, PA 18901
(215) 230-8623

Elevator Consultant:
Jenkins and Huntington
1251 Avenue of the Americas
New York, NY 10020
(212)-696-1818

DOB STAMPS & SIGNATURES:

DWG TITLE:
60TH CONSTRUCTION FLOOR FRAMING PLAN
(69TH MARKETING FLOOR)
NB#121192903

SEAL & SIGNATURE:

DATE:	03/31/2017
PROJECT #:	16118.00
SCALE:	As indicated
DWG NO.	S-600.00

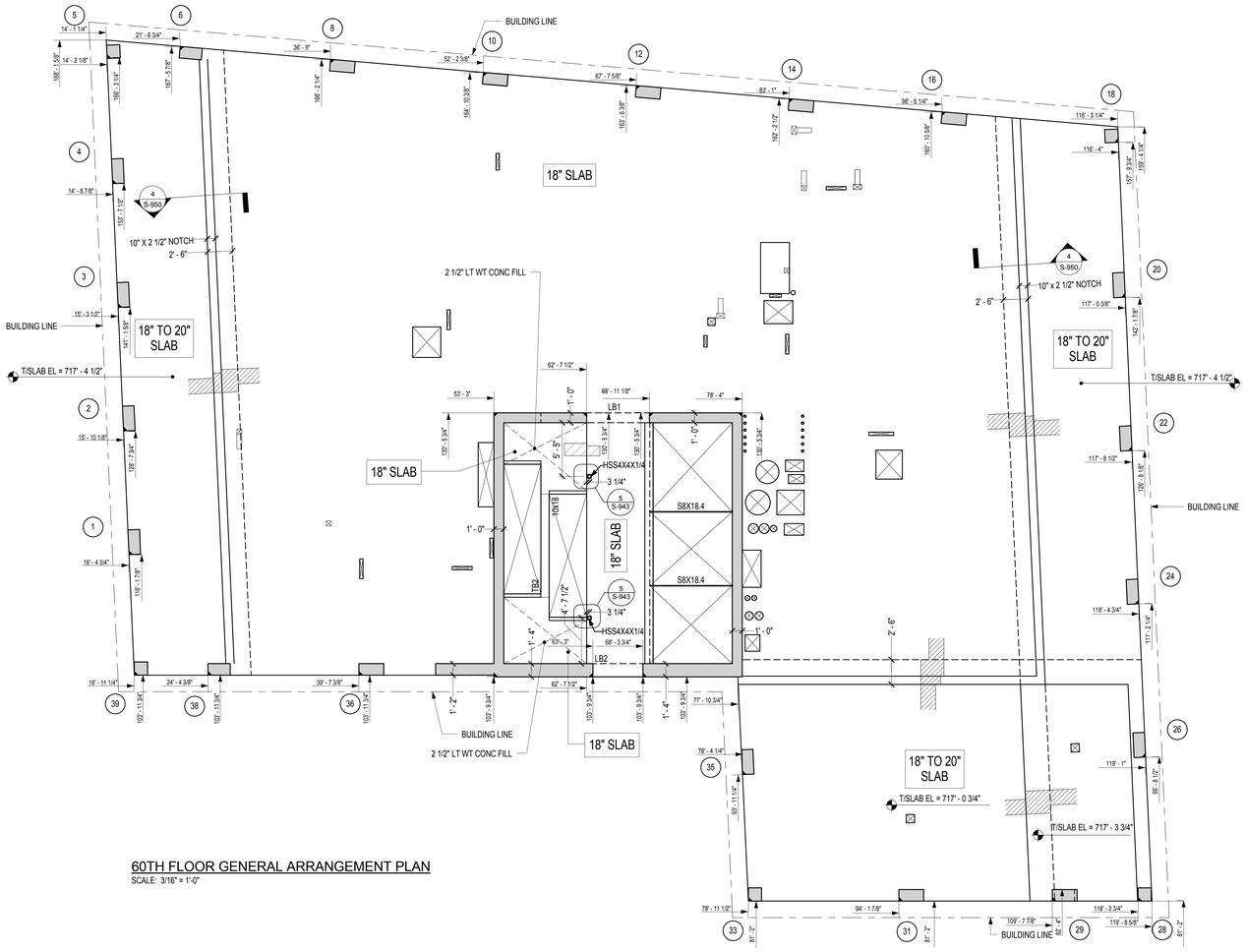

60TH FLOOR GENERAL ARRANGEMENT PLAN
SCALE: 3/16" = 1'-0"

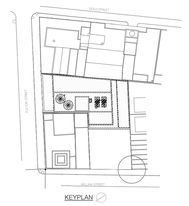

KEY PLAN

NOTES:

Number:	Date:	Revision:
3	09/22/2017	ISSUED TO DOB
2	06/14/2017	100% CD
1	03/31/2017	95% CD

Project:
130 WILLIAM STREET
130 WILLIAM STREET
NEW YORK, NY 10038

Client:
THE LIGHTSTONE GROUP
130 WILLIAM STREET PROPERTY OWNER LLC
460 PARK AVE, 13TH FLOOR
NEW YORK, NY 10022
(212) 616-9971

Architect:
HILL | WEST ARCHITECTS
11 BROADWAY
17TH FLOOR
NEW YORK, NY 10004
T. 212 213 8007

Creative Director
Adjaye Associates
415 Broadway, 3rd Fl.
New York, NY 10013
(212) 965-8477

Building Structures:
McNamara Salvia
62 West 45th Street, 11th Fl.
New York, NY 10036
(212) 246-9800

MEP Engineer:
Ventrop ECG, LLC
365 W 34th Street, 3rd Fl.
New York, NY 10001
(212) 244-5060

Exterior Facade Consultant:
Gilsanz Murray Steficek, LLP
129 West 27th Street, 5th Fl.
New York, NY 10001
(212) 254-0030

Landscape Architect:
Weintraub Diaz, LLC
19 New Street
Nyack, NY 10960
(845) 353-2500

Civil Engineer & Acoustic Consultant:
AKRF Engineering PC
440 Park Avenue South, 7th Fl.
New York, NY 10016
(646) 388-9829

IT & Security Consultant:
Anj Communications
133 Sunny Ridge Road
Harrison, New York 10528
(914) 967-1967

Pool Consultant:
Integrated Aquatics Engineering, Inc.
75 Shewell Ave
Doylestown, PA 18901
(215) 230-8623

Elevator Consultant:
Jenkins and Huntington
1251 Avenue of the Americas
New York, NY 10020
(212)-696-1818

DOB STAMPS & SIGNATURES:

DWG TITLE:
60TH CONSTRUCTION FLOOR GENERAL ARRANGEMENT PLAN (69TH MARKETING FLOOR)
NB#121192903

SEAL & SIGNATURE:

DATE:	03/31/2017
PROJECT #:	16118.00
SCALE:	3/16" = 1'-0"
DWG NO.	S-601.00

Clara Gomez
APPROVED
Under Directive 2 of 1975
Date: 11/06/2017
NYC Development Hub

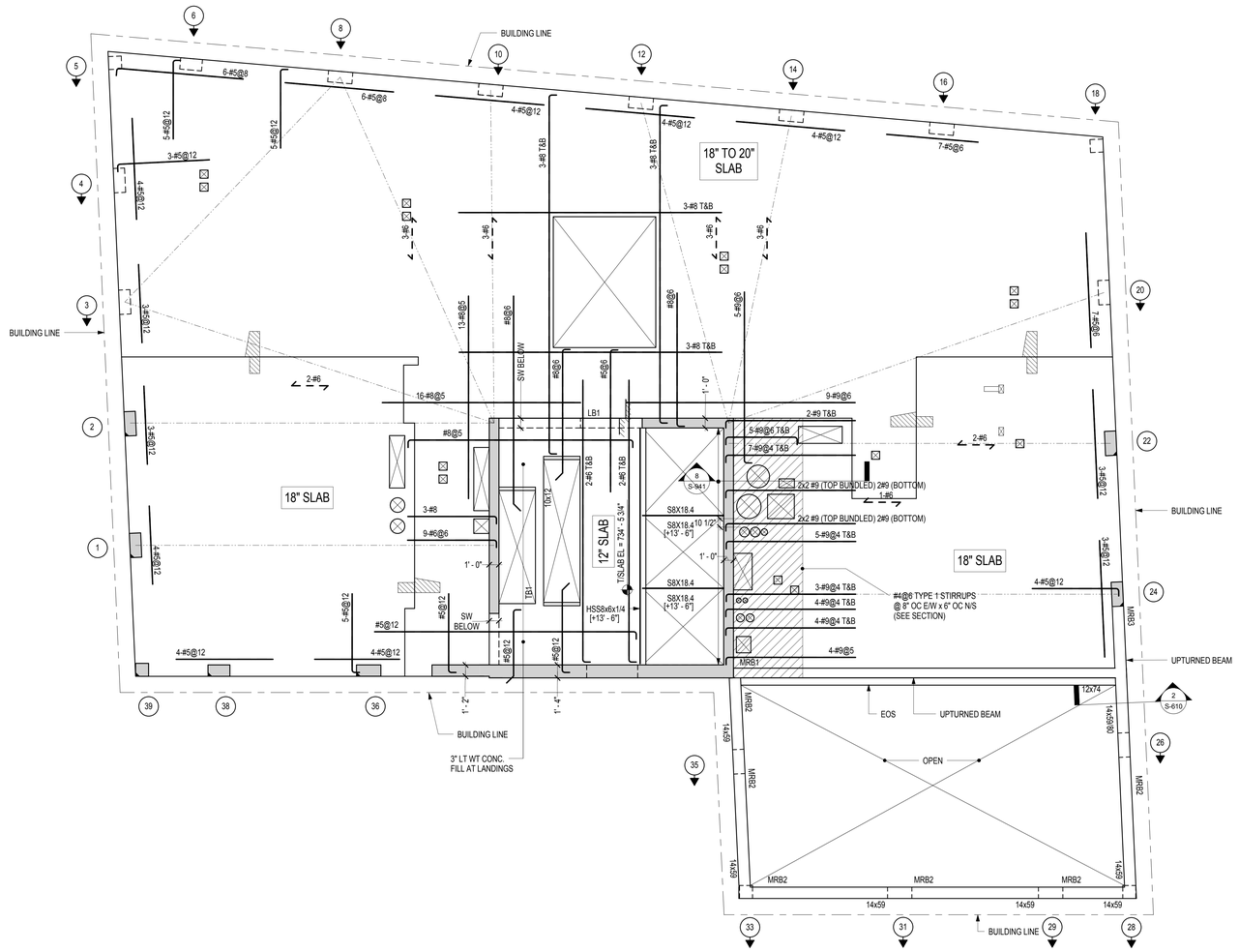

MAIN ROOF FRAMING PLAN

SCALE: 3/16" = 1'-0"

FLOOR	T/SLAB ELEVATION, UNO
MAIN ROOF (LEVEL 61)	+733' - 6 3/4"

FLOOR TYPE	CONC STRENGTH	TYPICAL REINF	COMMENTS
12" SLAB	f'c = 7000 psi	#5@12 CONT BOT EW	
18" SLAB	f'c = 7000 psi	#6@8 T&B CONT EW	
18" TO 20" SLAB	f'c = 7000 psi	#6@8 T&B CONT EW	

NOTES:
1. FOR BALANCE OF NOTES SEE SHEET S-010
2. [X' - X"] INDICATES TOP OF STEEL BEAM MEASURED FROM TOP OF SLAB

INDICATES SEQUENCE OF PLACING BARS.
1 & 4 OUTER LAYERS
2 & 3 INNER LAYERS

CONCRETE BEAM SCHEDULE

MARK	SIZE (WXD)	REINFORCING			STIRRUPS			REMARKS
		CONTINUOUS BOTTOM	CONTINUOUS TOP	ADDITIONAL TOP	SIZE	TYPE	SPACING (in)	
MRB1	12x74	4-#11 (2 LAYERS)	4-#11 (2 LAYERS)	2-#11 AT SW	#4	Type 2	8	#4@12 CONT FACE BARS
MRB2	14x59	2-#9	2-#9	-	#3	Type 2	6	#7@12 CONT FACE BARS
MRB3	12x80	4-#9 (2 LAYERS)	2-#9	1-#6 AT WALL	#3	Type 2	6	#7@12 CONT FACE BARS
MRB4	10x24	2-#9	2-#7	-	#3	Type 2	10	SEE 3/S-981

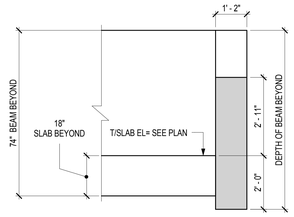

2 UPTURNED BEAM SECTION

SCALE: 1/2" = 1'-0"

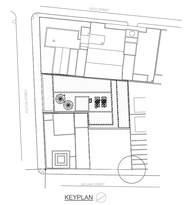

KEY PLAN

NOTES:

Number:	Date:	Revision:
10	09/22/2017	ISSUED TO DOB
9	08/21/2017	ASI-008
8	05/14/2017	100% CD
7	03/31/2017	95% CD
6	01/20/2017	80% CD
5	01/06/2017	HUB SUBMISSION
4	11/11/2016	CORE AND SHELL BUY SET
3	10/01/2016	CORE AND SHELL BID SET
2	07/06/2016	ISSUED TO DOB
1	06/20/2016	100% DD SUBMISSION

Project:
130 WILLIAM STREET
130 WILLIAM STREET
NEW YORK, NY 10038

Client:
THE LIGHTSTONE GROUP
130 WILLIAM STREET PROPERTY OWNER LLC
460 PARK AVE. 13TH FLOOR
NEW YORK, NY 10022
(212) 616-9971

Architect:
HILL | WEST ARCHITECTS
11 BROADWAY
17TH FLOOR
NEW YORK, NY 10004
T. 212 213 8007

Creative Director
Adjaye Associates
415 Broadway, 3rd Fl.
New York, NY 10013
(212) 965-8477

Building Structures:
McNamara Salvia
62 West 45th Street, 11th Fl.
New York, NY 10036
(212) 246-9800

MEP Engineer:
Ventrop ECG, LLC
365 W 34th Street, 3rd Fl.
New York, NY 10001
(212) 244-5060

Exterior Facade Consultant:
Gilsanz Murray Steficek, LLP
129 West 27th Street, 6th Fl.
New York, NY 10001
(212) 254-0030

Landscape Architect:
Weintraub Diaz, LLC
19 New Street
Nyack, NY 10960
(845) 353-2500

Civil Engineer & Acoustic Consultant:
AKRF Engineering PC
440 Park Avenue South, 7th Fl.
New York, NY 10016
(646) 388-9829

IT & Security Consultant:
Anj Communications
133 Sunny Ridge Road
Harrison, New York 10528
(914) 967-1967

Pool Consultant:
Integrated Aquatics Engineering, Inc.
75 Shewell Ave
Doylestown, PA 18901
(215) 230-8623

Elevator Consultant:
Jenkins and Huntington
1251 Avenue of the Americas
New York, NY 10020
(212)-696-1818

DOB STAMPS & SIGNATURES:

STATE OF NEW YORK — MATTHEW A. SULLIVAN — 092540 — LICENSED PROFESSIONAL ENGINEER

Clara Gomez — APPROVED — Under Directive 1 of 1975 — Date: 11/06/2017 — NYC Development Hub

DWG TITLE:
MAIN ROOF CONSTRUCTION FLOOR FRAMING PLAN
(70TH MARKETING FLOOR)
NB#121192903

SEAL & SIGNATURE:

DATE:	03/31/2017
PROJECT #:	16118.00
SCALE:	As indicated
DWG NO.	S-610.00

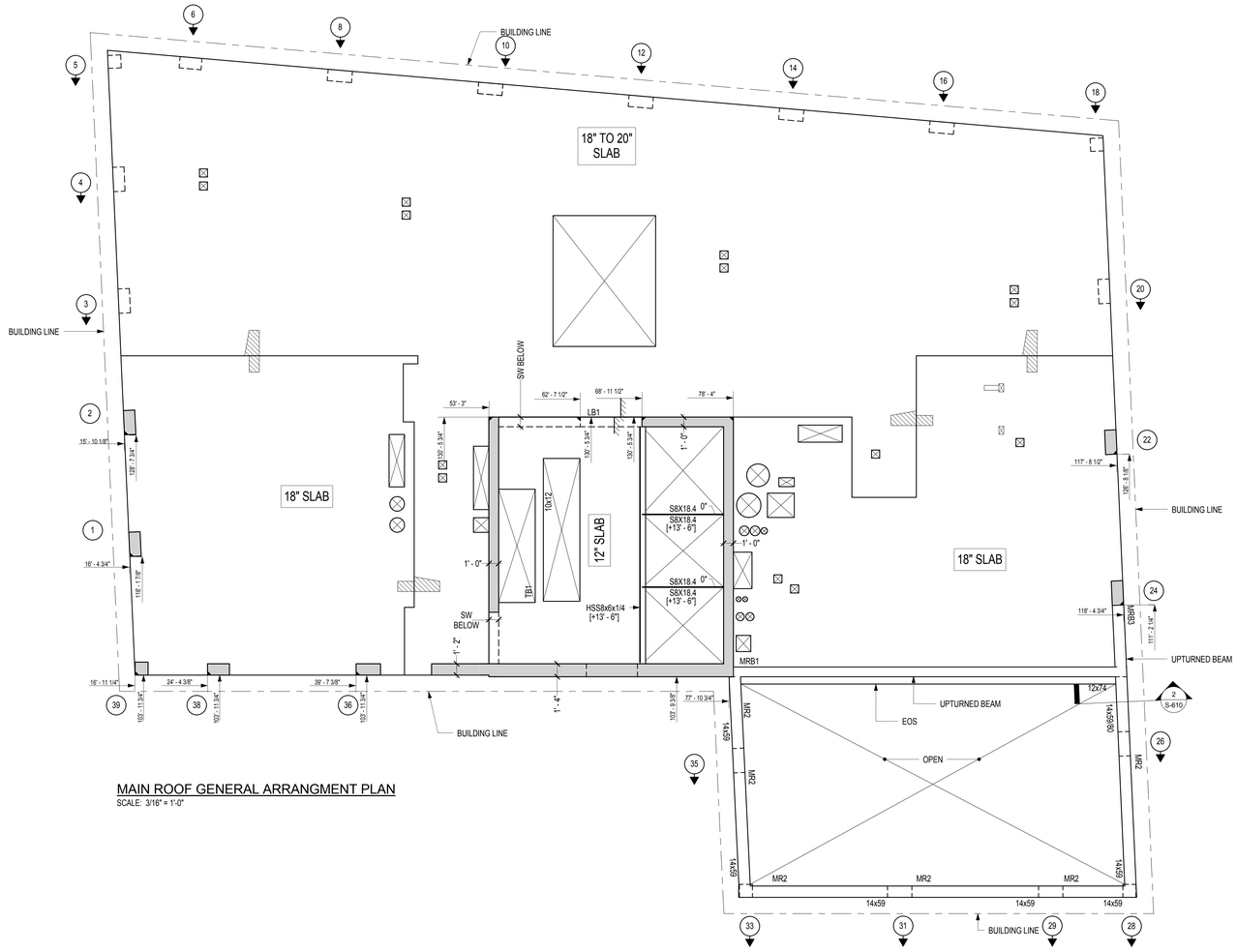

MAIN ROOF GENERAL ARRANGMENT PLAN
SCALE: 3/16" = 1'-0"

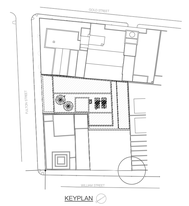

KEY PLAN

NOTES:

Number:	Date:	Revision:
4	09/22/2017	ISSUED TO DOB
3	08/21/2017	ASI-008
2	06/14/2017	100% CD
1	03/31/2017	95% CD

Project:
130 WILLIAM STREET
130 WILLIAM STREET
NEW YORK, NY 10038

Client:
THE LIGHTSTONE GROUP
130 WILLIAM STREET PROPERTY OWNER LLC
460 PARK AVE, 13TH FLOOR
NEW YORK, NY 10022
(212) 616-9971

Architect:
HILL | WEST ARCHITECTS
11 BROADWAY
17TH FLOOR
NEW YORK, NY 10004
T. 212 213 8007

Creative Director
Adjaye Associates
415 Broadway, 3rd Fl.
New York, NY 10013
(212) 965-8477

Building Structures:
McNamara Salvia
62 West 45th Street, 11th Fl.
New York, NY 10036
(212) 246-9800

MEP Engineer:
Ventrop ECG, LLC
365 W 34th Street, 3rd Fl.
New York, NY 10001
(212) 244-5060

Exterior Facade Consultant:
Gilsanz Murray Steficek, LLP
129 West 27th Street, 5th Fl.
New York, NY 10001
(212) 254-0030

Landscape Architect:
Weintraub Diaz, LLC
19 New Street
Nyack, NY 10960
(845) 353-2500

Civil Engineer & Acoustic Consultant:
AKRF Engineering PC
440 Park Avenue South, 7th Fl.
New York, NY 10016
(646) 388-9829

IT & Security Consultant:
Anj Communications
133 Sunny Ridge Road
Harrison, New York 10528
(914) 967-1967

Pool Consultant:
Integrated Aquatics Engineering, Inc.
75 Shewell Ave
Doylestown, PA 18901
(215) 230-8623

Elevator Consultant:
Jenkins and Huntington
1251 Avenue of the Americas
New York, NY 10020
(212)-696-1818

DOB STAMPS & SIGNATURES:

DWG TITLE:
MAIN ROOF CONSTRUCTION FLOOR GENERAL ARRANGEMENT PLAN (70TH MARKETING FLOOR)
NB#121192903

SEAL & SIGNATURE:

DATE:	03/31/2017
PROJECT #:	16118.00
SCALE:	3/16" = 1'-0"
DWG NO.	S-611.00

DEPT OF BLDGS 421309925 Job Number
ES7.09A190505 Scan Code

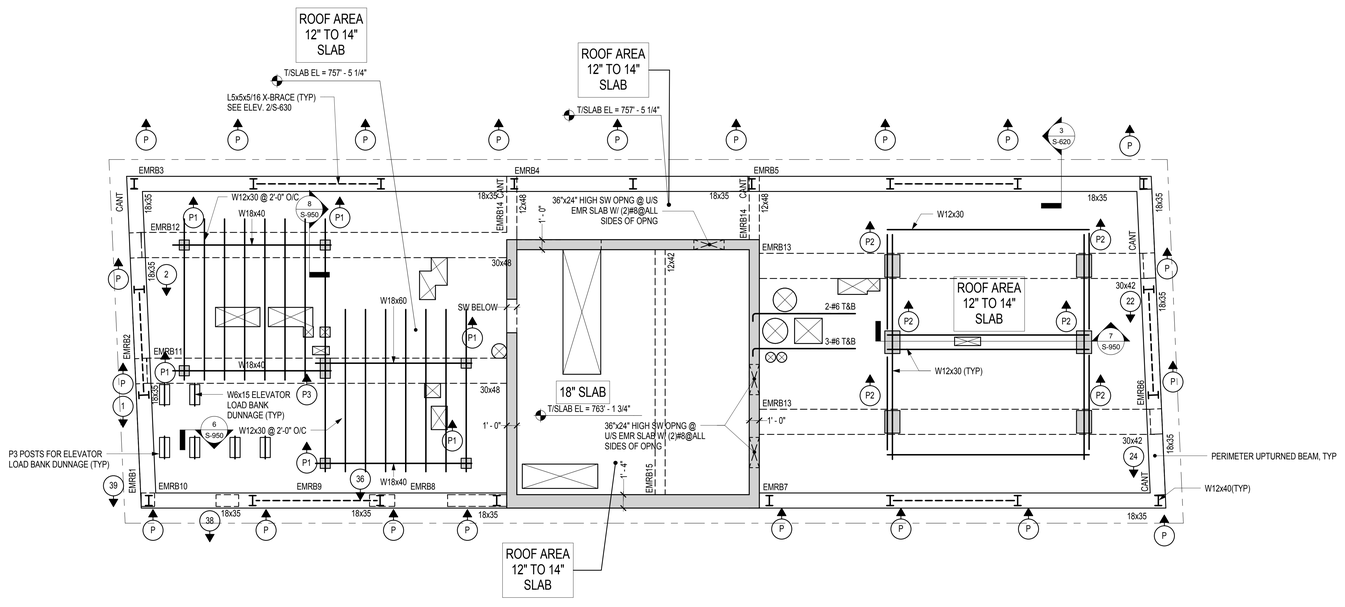

EMR FRAMING PLAN

SCALE: 3/16" = 1'-0"

FLOOR	T/SLAB ELEVATION, UNO
EMR	+757' - 5 1/4"

FLOOR TYPE	CONC STRENGTH	TYPICAL REINF	COMMENTS
12" TO 14" SLAB	f'c = 7000 psi	#6@6 CONT TOP & BOT EW	
18" SLAB	f'c = 7000 psi	#8@6 CONT TOP & BOT EW	

NOTES:
1. FOR BALANCE OF NOTES SEE SHEET S-010
2. [X' - X"] INDICATES TOP OF STEEL BEAM MEASURED FROM TOP OF SLAB
3. POST P1: 12x12, 4#7V W/#3@12 TIES
4. POST P2: 18x27, 8#7V W/#3@12 TIES
5. POST P3: 12x24, 8#7V W/#3@12 TIES

CONCRETE BEAM SCHEDULE

MARK	SIZE (WXD)	REINFORCING			STIRRUPS			REMARKS
		CONTINUOUS BOTTOM	CONTINUOUS TOP	ADDITIONAL TOP	SIZE	TYPE	SPACING (in)	
EMRB1	18x35	3-#9	3-#9	1-#9 AT COL 1	#4	Type 2	6	
EMRB2	18x35	4-#11	2-#11	2-#11 AT BOTH ENDS	#4	Type 2	6	EXTEND BARS TO END CANTILEVELER TO PROVIDE 90° HOOK
EMRB3	18x35	10-#11 (3 LAYERS)	4-#11	-	#4	Type 2	6	
EMRB4	18x35	3-#9	4-#9	1-#9 AT BOTH ENDS	#4	Type 2	6	
EMRB5	18x35	4-#11	3-#11	1-#9 AT NORTH END	#4	Type 2	6	
EMRB6	18x35	3-#9	4-#11	-	#4	Type 3	6	EXTEND BARS TO END CANTILEVELER TO PROVIDE 90° HOOK
EMRB7	18x35	8-#11 (2 LAYERS)	4-#11 (2 LAYERS)	-	#4	Type 2	6	BARS SHALL BE DEVELOPED INTO SHEAR WALL.
EMRB8	18x35	3-#9	3-#9	1-#9 AT BOTH ENDS	#4	Type 2	6	BARS SHALL BE DEVELOPED INTO SHEAR WALL.
EMRB9	18x35	3-#9	4-#9	1-#9 AT BOTH ENDS	#4	Type 2	6	
EMRB10	18x35	3-#9	3-#9	1-#9 AT COL 38	#4	Type 2	6	
EMRB11	30x48	21-#11 (3 LAYERS)	7-#11	-	#4	Type 3	8	PROVIDE #4@10 SKIN REINFORCEMENT
EMRB12	30x48	12-#11 (2 LAYERS)	7-#11	-	#4	Type 2	6	PROVIDE #4@10 SKIN REINFORCEMENT
EMRB13	30x42	8-#11 (2 LAYERS)	6-#11	-	#4	Type 2	6	PROVIDE #4@10 SKIN REINFORCEMENT
EMRB14	12x48	3-#9	2-#11	1-#11 AT SHEAR WALL	#4	Type 2	6	PROVIDE #4@10 SKIN REINFORCEMENT. BARS SHOULD BE DEVELOPED INTO SHEAR WALL.
EMRB15	12x42	3-#11	3-#9	-	#4	Type 2	6	PROVIDE #4@10 SKIN REINFORCEMENT

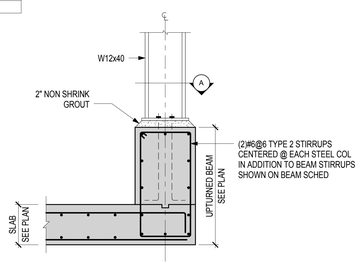

3 TYPICAL STEEL POST SECTION

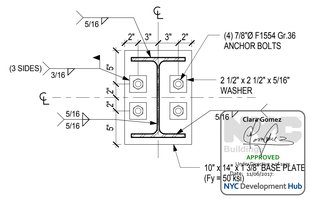

A TYPICAL BASE PLATE DETAIL
SCALE: 1 1/2" = 1'-0"

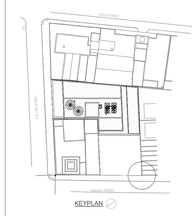

KEY PLAN

NOTES:

Number:	Date:	Revision:
9	09/22/2017	ISSUED TO DOB
8	06/14/2017	100% CD
7	03/31/2017	95% CD
6	01/20/2017	80% CD
5	01/06/2017	HUB SUBMISSION
4	11/11/2016	CORE AND SHELL BUY SET
3	10/01/2016	CORE AND SHELL BID SET
2	07/06/2016	ISSUED TO DOB
1	06/20/2016	100% DD SUBMISSION

Project:
130 WILLIAM STREET
130 WILLIAM STREET
NEW YORK, NY 10038

Client:
THE LIGHTSTONE GROUP
130 WILLIAM STREET PROPERTY OWNER LLC
460 PARK AVE, 13TH FLOOR
NEW YORK, NY 10022
(212) 616-9971

Architect:
HILL | WEST ARCHITECTS
11 BROADWAY
17TH FLOOR
NEW YORK, NY 10004
T. 212 213 8007

Creative Director
Adjaye Associates
415 Broadway, 3rd Fl.
New York, NY 10013
(212) 965-8477

Building Structures:
McNamara Salvia
62 West 45th Street, 11th Fl.
New York, NY 10036
(212) 246-9800

MEP Engineer:
Ventrop ECG, LLC
365 W 34th Street, 3rd Fl.
New York, NY 10001
(212) 244-5060

Exterior Facade Consultant:
Gilsanz Murray Steficek, LLP
129 West 27th Street, 5th Fl.
New York, NY 10001
(212) 254-0030

Landscape Architect:
Weintraub Diaz, LLC
19 New Street
Nyack, NY 10960
(845) 353-2500

Civil Engineer & Acoustic Consultant:
AKRF Engineering PC
440 Park Avenue South, 7th Fl.
New York, NY 10016
(646) 388-9829

IT & Security Consultant:
Anj Communications
133 Sunny Ridge Road
Harrison, New York 10528
(914) 967-1967

Pool Consultant:
Integrated Aquatics Engineering, Inc.
75 Shewell Ave
Doylestown, PA 18901
(215) 230-8623

Elevator Consultant:
Jenkins and Huntington
1251 Avenue of the Americas
New York, NY 10020
(212)-696-1818

DOB STAMPS & SIGNATURES:

STATE OF NEW YORK
ROBERT A. SOLLITTO
093540
LICENSED PROFESSIONAL ENGINEER

DWG TITLE:
EMR FRAMING PLAN

NB#121192903

SEAL & SIGNATURE:

DATE: 03/31/2017
PROJECT #: 1611B.00
SCALE: As indicated
DWG NO. S-620..00

Clara Gomez
APPROVED
NYC Development Hub

DEPT OF BLDGS 421300923 Job Number
E399960250589 Scan Code

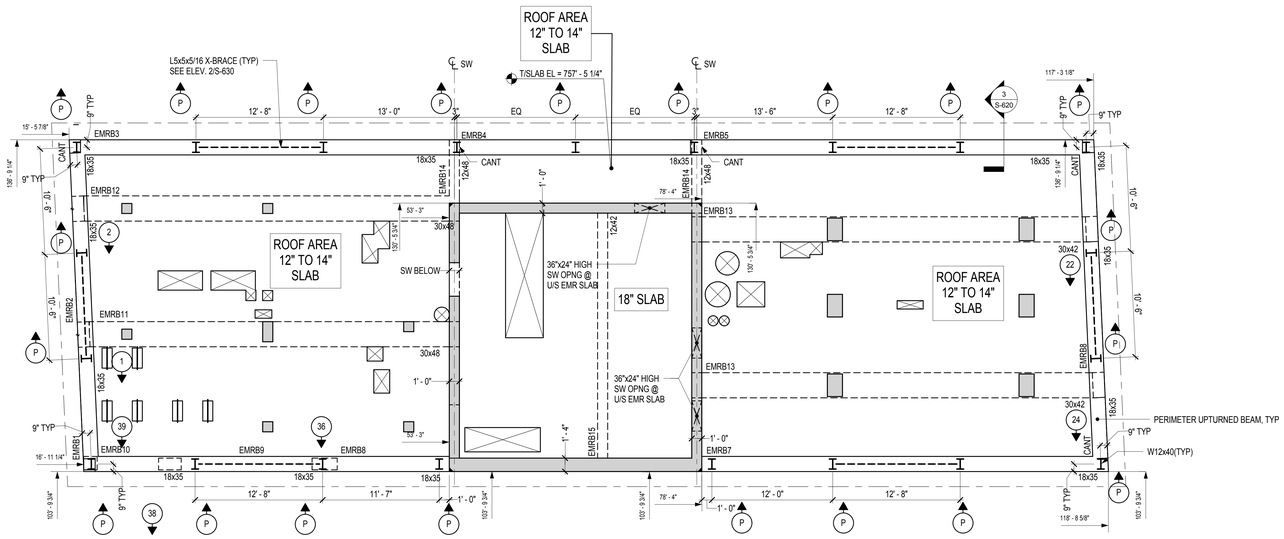

EMR GENERAL ARRANGEMENT PLAN
SCALE: 3/16" = 1'-0"

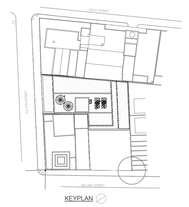

KEY PLAN

NOTES:

3	09/22/2017	ISSUED TO DOB
2	06/14/2017	100% CD
1	03/31/2017	95% CD
Number:	Date:	Revision:

Project:
130 WILLIAM STREET
130 WILLIAM STREET
NEW YORK, NY 10038

Client:
THE LIGHTSTONE GROUP
130 WILLIAM STREET PROPERTY OWNER LLC
460 PARK AVE, 13TH FLOOR
NEW YORK, NY 10022
(212) 616-9971

Architect:
HILL | WEST ARCHITECTS
11 BROADWAY
17TH FLOOR
NEW YORK, NY 10004
T. 212 213 8007

Creative Director
Adjaye Associates
415 Broadway, 3rd Fl.
New York, NY 10013
(212) 965-8477

Building Structures:
McNamara Salvia
62 West 45th Street, 11th Fl.
New York, NY 10036
(212) 246-9800

MEP Engineer:
Ventrop ECG, LLC
365 W 34th Street, 3rd Fl.
New York, NY 10001
(212) 244-5060

Exterior Facade Consultant:
Gilsanz Murray Steficek, LLP
129 West 27th Street, 5th Fl.
New York, NY 10001
(212) 254-0030

Landscape Architect:
Weintraub Diaz, LLC
19 New Street
Nyack, NY 10960
(845) 353-2500

Civil Engineer & Acoustic Consultant:
AKRF Engineering PC
440 Park Avenue South, 7th Fl.
New York, NY 10016
(646) 388-9829

IT & Security Consultant:
Anj Communications
133 Sunny Ridge Road
Harrison, New York 10528
(914) 967-1967

Pool Consultant:
Integrated Aquatics Engineering, Inc.
75 Shewell Ave
Doylestown, PA 18901
(215) 230-8623

Elevator Consultant:
Jenkins and Huntington
1251 Avenue of the Americas
New York, NY 10020
(212)-696-1818

DOB STAMPS & SIGNATURES:

STATE OF NEW YORK ROBERT A. SUTTON LICENSED PROFESSIONAL ENGINEER 093540

ClaireGomez
APPROVED
Under Directive 1 of 1975
Date: 11/06/2017
NYC Development Hub

DWG TITLE:
EMR FLOOR GENERAL ARRANGEMENT PLAN

NB#121192903

SEAL & SIGNATURE:

DATE:	03/31/2017
PROJECT #:	16118.00
SCALE:	3/16" = 1'-0"
DWG NO.	S-621.00

DEPT OF BLDGS 421300925 Job Number
E3297454045 Scan Code

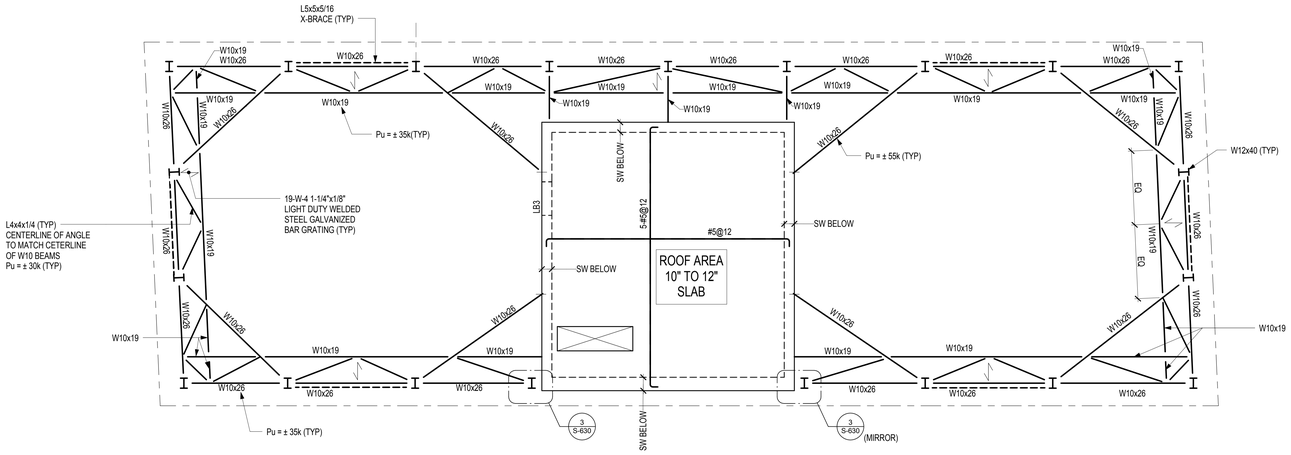

EMR ROOF FRAMING PLAN

SCALE: 3/16" = 1'-0"

FLOOR	T/SLAB ELEVATION, UNO
EMR ROOF	+777' - 11 3/4"

FLOOR TYPE	CONC STRENGTH	TYPICAL REINF	COMMENTS
10" TO 12" SLAB	f'c= 7000 psi	#5@12 TOP & BOT EW	

NOTES:
1. FOR BALANCE OF NOTES SEE SHEET S-010
2. [X' - X"] INDICATES TOP OF STEEL BEAM MEASURED FROM TOP OF SLAB

STEEL NOTES:
1. TOP OF STEEL BEAM ELEVATION = + 777' - 11 3/4" UON
2. MATERIAL
   a. ALL WIDE FLANGE SHALL BE A992, Fy = 50 ksi, Fu = 65 ksi
   b. ALL ANGLES SHALL BE A36, Fy = 36 ksi, Fu = 58 ksi
3. CONNECTIONS
   a. ALL CONNECTION FORCES SHOWN ARE ULTIMATE FORCES (LRFD) AND ARE REVERSIBLE UON.
   b. UNLESS OTHERWISE NOTED, BEAM TO BEAM CONNECTIONS AND BEAM TO COLUMN CONNECTIONS SHALL BE DOUBLE ANGLE (t = 5/16") FRAMED BEAM CONNECTION SHOP WELDED PER TABLE 10-2, AISC MANUAL THIRTEENTH EDITION - LRFD USING WELD A, OR SHOP BOLTED USING TABLE 10-1 AND USING 3/4" DIAMETER A325-N BOLTS IN STANDARD OR HORIZONTALLY SLOTTED HOLES FOR THE FIELD CONNECTION. MINIMUM 2 ROWS OF BOLTS WITH MINIMUM ULTIMATE SHEAR CAPACITY OF 26.9 KIPS IN ADDITION TO THE ULTIMATE AXIAL FORCE (Pu) SHOWN IN PLAN.

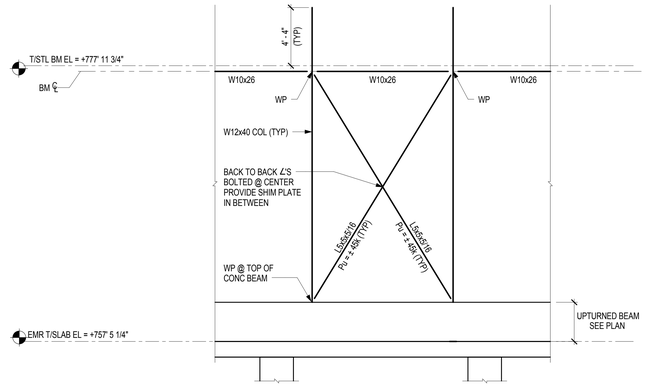

2 TYPICAL X-BRACE ELEVATION

SCALE: 1/4" = 1'-0"

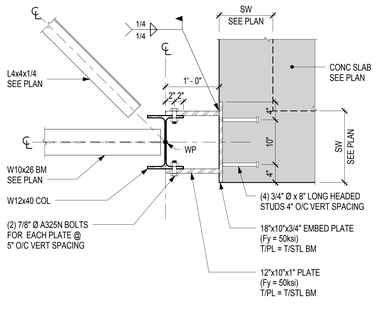

3 DETAIL

SCALE: 1" = 1'-0"

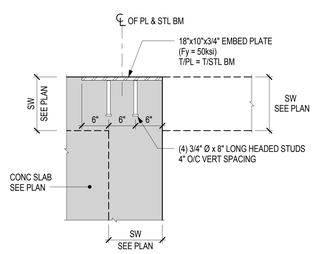

4 TYPICAL EMBED PLATE FOR W10x19 BM

SCALE: 1" = 1'-0"

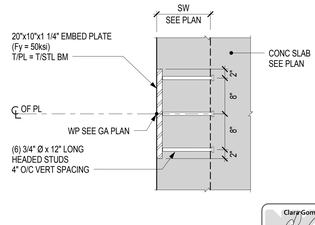

5 TYPICAL EMBED PLATE FOR W10x26 PLAN BRACING

SCALE: 1" = 1'-0"

KEY PLAN

NOTES:

Number:	Date:	Revision:
10	09/22/2017	ISSUED TO DOB
9	08/21/2017	ASI-008
8	06/14/2017	100% CD
7	03/31/2017	95% CD
6	01/20/2017	80% CD
5	01/06/2017	HUB SUBMISSION
4	11/11/2016	CORE AND SHELL BUY SET
3	10/01/2016	CORE AND SHELL BID SET
2	07/06/2016	ISSUED TO DOB
1	06/20/2016	100% DD SUBMISSION

Project:
130 WILLIAM STREET
130 WILLIAM STREET
NEW YORK, NY 10038

Client:
THE LIGHTSTONE GROUP
130 WILLIAM STREET PROPERTY OWNER LLC
460 PARK AVE, 13TH FLOOR
NEW YORK, NY 10022
(212) 616-9971

Architect:
HILL | WEST ARCHITECTS
11 BROADWAY
17TH FLOOR
NEW YORK, NY 10004
T. 212 213 8007

Creative Director
Adjaye Associates
415 Broadway, 3rd Fl.
New York, NY 10013
(212) 965-8477

Building Structures:
McNamara Salvia
62 West 45th Street, 11th Fl.
New York, NY 10036
(212) 246-9800

MEP Engineer:
Ventrop ECG, LLC
365 W 34th Street, 3rd Fl.
New York, NY 10001
(212) 244-5060

Exterior Facade Consultant:
Gilsanz Murray Steficek, LLP
129 West 27th Street, 5th Fl.
New York, NY 10001
(212) 254-0030

Landscape Architect:
Weintraub Diaz, LLC
19 New Street
Nyack, NY 10960
(845) 353-2500

Civil Engineer & Acoustic Consultant:
AKRF Engineering PC
440 Park Avenue South, 7th Fl.
New York, NY 10016
(646) 388-9829

IT & Security Consultant:
Anj Communications
133 Sunny Ridge Road
Harrison, New York 10528
(914) 967-1967

Pool Consultant:
Integrated Aquatics Engineering, Inc.
75 Shewell Ave
Doylestown, PA 18901
(215) 230-8623

Elevator Consultant:
Jenkins and Huntington
1251 Avenue of the Americas
New York, NY 10020
(212)-696-1818

DOB STAMPS & SIGNATURES:

STATE OF NEW YORK · MATTHEW A. SULLIVAN · 093540 · LICENSED PROFESSIONAL ENGINEER

Clare Gomez
APPROVED
Under Directive 1 of 1975
Date: 11/06/2017
NYC Development Hub

DWG TITLE:
EMR ROOF FRAMING PLAN

NB#121192903

SEAL & SIGNATURE:

DATE:	03/31/2017
PROJECT #:	16118.00
SCALE:	As indicated
DWG NO.	S-630.00

DEPT OF BLDGS 421300923 Job Number
B1712000795 Scan Code

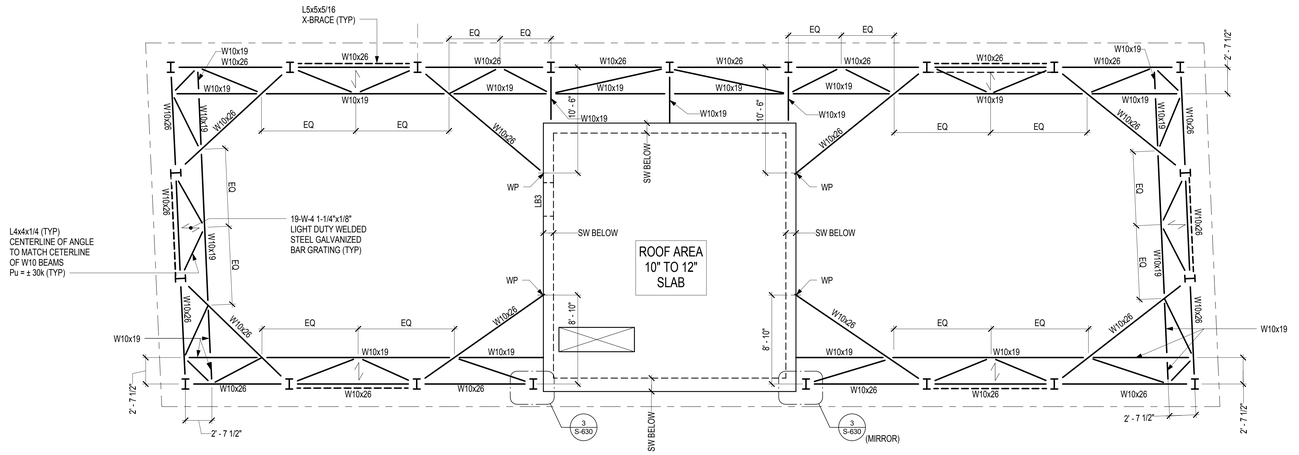

EMR ROOF GENERAL ARRANGEMENT PLAN

SCALE: 3/16" = 1'-0"

Clara Gomez
APPROVED
Under Directive 1 of 1975
Date: 11/06/2017
NYC Development Hub

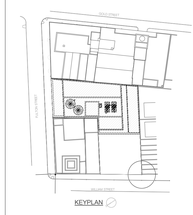

KEY PLAN

NOTES:

Number:	Date:	Revision:
3	09/22/2017	ISSUED TO DOB
2	06/14/2017	100% CD
1	03/31/2017	95% CD

Project:
130 WILLIAM STREET
130 WILLIAM STREET
NEW YORK, NY 10038

Client:
THE LIGHTSTONE GROUP
130 WILLIAM STREET PROPERTY OWNER LLC
460 PARK AVE, 13TH FLOOR
NEW YORK, NY 10022
(212) 616-9971

Architect:
HILL | WEST ARCHITECTS
11 BROADWAY
17TH FLOOR
NEW YORK, NY 10004
T. 212 213 8007

Creative Director
Adjaye Associates
415 Broadway, 3rd Fl.
New York, NY 10013
(212) 965-8477

Building Structures:
McNamara Salvia
62 West 45th Street, 11th Fl.
New York, NY 10036
(212) 246-9800

MEP Engineer:
Ventrop ECG, LLC
365 W 34th Street, 3rd Fl.
New York, NY 10001
(212) 244-5060

Exterior Facade Consultant:
Gilsanz Murray Steficek, LLP
129 West 27th Street, 5th Fl.
New York, NY 10001
(212) 254-0030

Landscape Architect:
Weintraub Diaz, LLC
19 New Street
Nyack, NY 10960
(845) 353-2500

Civil Engineer & Acoustic Consultant:
AKRF Engineering PC
440 Park Avenue South, 7th Fl.
New York, NY 10016
(646) 388-9829

IT & Security Consultant:
Anj Communications
133 Sunny Ridge Road
Harrison, New York 10528
(914) 967-1967

Pool Consultant:
Integrated Aquatics Engineering, Inc.
75 Shewell Ave
Doylestown, PA 18901
(215) 230-8623

Elevator Consultant:
Jenkins and Huntington
1251 Avenue of the Americas
New York, NY 10020
(212)-696-1818

DOB STAMPS & SIGNATURES:

DWG TITLE:
EMR ROOF GENERAL ARRANGEMENT PLAN

NB#121192903

SEAL & SIGNATURE:

DATE:	03/31/2017
PROJECT #:	16118.00
SCALE:	3/16" = 1'-0"
DWG NO.	S-631.00

DEPT OF BLDGS121192903 Job Number
ES581427370 Scan Code

COLUMN SCHEDULE I

FLOOR \ COL. NO.	f'c (psi)	Height	1	2	3	4	5	6	7	8	9	10	11	12	13	14	15	16
29th																		
28th	12000 Psi	10'-8"	2218 14 x 30 6-#8*	2119 14 x 30 6-#8*	1789 14 x 30 6-#8*	1789 14 x 30 6-#8*	799 16 x 16 4-#8*	1870 30 x 14 6-#8*		2282 30 x 14 6-#8*				2646 30 x 14 12-#11*(C)		2221 30 x 14 6-#9*		2344 30 x 14 6-#11*
27th		21'-4"	BELT WALL 6-#8*	BELT WALL 6-#8*	BELT WALL 6-#8*	BELT WALL 6-#8*	BELT WALL 4-#8*	BELT WALL 6-#8*	BELT WALL 6-#8*	BELT WALL 6-#9*	BELT WALL 6-#8*		BELT WALL 6-#8*	BELT WALL 12-#11*(C)	BELT WALL 6-#8*	BELT WALL 6-#9*	BELT WALL 6-#8*	BELT WALL 6-#9*
26th		10'-8"	1147 14 x 30 6-#8*	1091 14 x 30 6-#8*	1148 14 x 30 6-#8*	1148 14 x 30 6-#8*	1125 16 x 20 4-#8*	1329 30 x 14 6-#8*	1294 30 x 14 6-#8*	1253 30 x 14 6-#8*	1194 30 x 14 6-#8*		1176 30 x 14 6-#8*	1216 30 x 14 12-#11*(C)	1290 30 x 14 6-#8*	1339 30 x 14 6-#9*	1384 30 x 14 6-#8*	1451 30 x 14 6-#9*
25th		10'-8"	1183 6-#8*	1130 6-#8*	1181 6-#8*	1181 6-#8*	1146 4-#8*	1359 6-#8*	1320 6-#8*	1280 6-#8*	1227 6-#8*		1212 6-#8*	1252 12-#11*(C)	1316 6-#8*	1365 6-#9*	1414 6-#8*	1477 6-#9*
24th		10'-8"	1219 6-#8	1168 6-#8	1214 6-#8	1214 6-#8	1166 4-#8	1390 6-#8	1346 6-#8	1306 6-#8	1261 6-#8		1247 6-#8	1287 6-#8	1342 6-#8	1391 6-#8	1445 6-#8	1504 6-#8
23rd		10'-8"	1254	1207	1246	1246	1187	1420	1373	1332	1294		1282	1322	1368	1417	1476	1530
22nd		10'-8"	1290	1246	1279	1279	1208	1450	1399	1358	1327		1318	1358	1393	1443	1506	1557
21st		10'-8"	1326	1285	1312	1312	1229	1480	1425	1384	1361		1353	1393	1419	1469	1537	1584
20th		10'-8"	1361	1324	1345	1345	1250	1510	1451	1410	1394		1389	1428	1445	1495	1568	1610
19th		10'-8"	1397	1362	1378	1378	1272	1540	1477	1436	1428		1424	1464	1471	1522	1598	1637
18th		10'-8"	1433	1401	1411	1411	1293	1571	1503	1462	1461	SHEAR WALL	1459	1499	1497	1548	1629	1663
17th		10'-8"	1468	1440	1444	1444	1315	1601	1529	1488	1495		1475	1514	1517	1574	1659	1690
16th		10'-8"	1504	1479	1477	1477	1336	1631	1555	1514	1528		1523	1562	1550	1603	1690	1716
15th		10'-8"	1540	1518	1510	1510	1358	1661	1581	1540	1561		1539	1577	1569	1630	1721	1743
14th		10'-8"	1576	1556	1543	1543	1379	1691	1607	1567	1595		1586	1625	1602	1659	1751	1770
13rd		10'-8"	1611	1595	1576	1576	1401	1721	1633	1593	1628		1602	1640	1622	1685	1782	1796
12nd		10'-8"	1647	1634	1608	1608	1422	1751	1660	1619	1662		1650	1688	1654	1715	1813	1823
11st		10'-8"	1683 14 x 30	1673 14 x 30	1641 14 x 30	1641 14 x 30	1444	1781 30 x 14	1686 30 x 14	1645 30 x 14	1695 30 x 14		1666 30 x 14 6-#8	1703 30 x 14 6-#8	1674 30 x 14 6-#8	1741 30 x 14 6-#8	1843 30 x 14	1849 30 x 14
10th		10'-8"	1719 16 x 30	1712 16 x 30	1675 16 x 30	1675 16 x 30	1465	1812 30 x 16	1712 30 x 16	1671 30 x 16	1729 30 x 16		1713 30 x 24 2/S-950 6-#10+ 3-#8	1751 30 x 24 2/S-950 6-#10+ 3-#8	1707 30 x 24 2/S-950 6-#10+ 3-#8	1771 30 x 24 2/S-950 6-#10+ 3-#8	1874 30 x 16	1876 30 x 16
9th		10'-8"	1757	1754	1710	1710	1487 16 x 20 4-#8	1843 30 x 16 6-#8	1739 30 x 16 6-#8	1698 30 x 16 6-#8	1764 30 x 16 6-#8		1733 30 x 24 2/S-950 6-#10+ 3-#8	1769 30 x 24 2/S-950 6-#10+ 3-#8	1724 30 x 24 2/S-950 6-#10+ 3-#8	1795 30 x 24 2/S-950 6-#10+ 3-#8	1906 30 x 16 6-#8	1904 30 x 16 6-#8
8th		10'-8"	1795	1795	1745	1745	B16 x 41 8-#8	B30 x 34 8-#8	B30 x 34 8-#8	B30 x 34 8-#8	B30 x 34 8-#8		B30 x 34 8-#8	B30 x 34 8-#8	B30 x 34 8-#8	B30 x 34 8-#8	B30 x 34 8-#8	B30 x 34 8-#8
7th		10'-8"	1833	1837	1780	1780		B30 x 34 8-#8	B30 x 34 8-#8	B30 x 34 8-#8	B30 x 34 8-#8		B30 x 34 8-#8	B30 x 34 8-#8	B30 x 34 8-#8	B30 x 34 8-#8	B30 x 34 8-#8	B30 x 34 8-#8
6th		10'-8"	1871	1881	1815	1815												
5th		10'-8"	1909 6-#8	1924 6-#8	1850 6-#8	1850 6-#8												
4th		12'-6"	1955 16 x 30 6-#9	1977 16 x 30 6-#9	1894 16 x 30 6-#9	1894 16 x 30 6-#9	B16 x 41 8-#8											
3rd		16'-5"	2036 28 x 28 8-#9	2066 28 x 28 8-#9	1974 28 x 28 8-#9	1974 28 x 28 8-#9		SHEAR WALL	SHEAR WALL	SHEAR WALL	SHEAR WALL	SHEAR WALL	SHEAR WALL	SHEAR WALL	SHEAR WALL	SHEAR WALL	SHEAR WALL	SHEAR WALL
2nd		23'-8"	2140 30 x 28 8-#9	2179 30 x 28 8-#9	2073 30 x 28 8-#9	2073 30 x 28 8-#9	SHEAR WALL											
Ground		23'-0"	2242	2292	2171	2171												
Cellar	12000 Psi	14'-0"	2332 30 x 28 8-#9	2391 30 x 28 8-#9	2256 30 x 28 8-#9	2256 30 x 28 8-#9												
FND (Service Loads)			1727	1771	1671	1671												

FLOOR \ COL. NO.	17	18	19	20	21	22	23	24	25	26	27	28	29	30	31	32
29th																
28th		1537 16 x 16 6-#11*		2374 14 x 30 6-#11*				2537 14 x 30 10-#11*		2670 14 x 30 12-#11*(C)		1088 16 x 16 4-#8*	1628 30 x 14 6-#8*		2275 30 x 14 6-#9*	
27th	BELT WALL 6-#8*	BELT WALL 6-#11*	BELT WALL 6-#8*	BELT WALL 6-#9*	BELT WALL 6-#8*		BELT WALL 6-#8*	BELT WALL 10-#11*	BELT WALL 6-#8*	BELT WALL 12-#11*(C)	BELT WALL 6-#8*	BELT WALL 4-#8*	BELT WALL 6-#8*	BELT WALL 6-#8*	BELT WALL 6-#9*	BELT WALL 6-#8*
26th	1513 30 x 14 6-#8*	1310 16 x 20 6-#11*	1106 14 x 30 6-#8*	996 14 x 30 6-#9*	917 14 x 30 6-#8*		938 14 x 30 6-#8*	878 14 x 30 10-#11*	914 14 x 30 6-#8*	951 14 x 30 12-#11*(C)	1039 14 x 30 6-#8*	929 20 x 16 4-#8*	1141 30 x 14 6-#8*	1111 30 x 14 6-#8*	1096 30 x 14 6-#9*	1046 30 x 14 6-#8*
25th	1539 6-#8*	1327 6-#11*	1130 6-#8*	1017 6-#9*	940 6-#8*		965 6-#8*	904 10-#11*	939 6-#8*	975 12-#11*(C)	1070 6-#8*	946 4-#8*	1174 6-#8*	1141 6-#8*	1126 6-#9*	1079 6-#8*
24th	1565 6-#8	1344 4-#8*	1154 6-#8	1039 6-#8	962 6-#8		991 6-#8	929 6-#8	964 6-#8	1000 6-#8	1101 6-#8	963 4-#8	1207 6-#8	1171 6-#8	1156 6-#9	1112 6-#8
23rd	1592	1362	1179	1061	984		1017	954	989	1025	1132	980	1241	1200	1186	1146
22nd	1618	1379	1203	1082	1007		1044	980	1015	1049	1163	1014	1239	1254	1215	1179
21st	1644	1397	1227	1104	1029		1070	1005	1040	1074	1193	1031	1273	1284	1245	1212
20th	1670	1414	1251	1125	1051		1096	1031	1065	1099	1224	1048	1306	1314	1275	1246
19th	1696	1432	1276	1147	1074		1123	1056	1090	1123	1255	1065	1339	1343	1305	1279
18th	1722	1450 4-#8*	1300	1168	1096	SHEAR WALL	1149	1081	1115	1148	1286	1083	1372	1373	1335	1312
17th	1749	1468 4-#8	1324	1190	1119		1175	1107	1141	1173	1317	1101	1405	1403	1364	1346
16th	1775	1487	1348	1211	1141		1202	1132	1166	1199	1347	1118	1438	1432	1394	1379
15th	1801	1505	1373	1233	1163		1228	1157	1191	1225	1378	1136	1472	1462	1424	1412
14th	1827	1523	1397	1255	1186		1254	1183	1216	1251	1409	1154	1505	1492	1454	1446
13rd	1853	1541	1421	1276	1208		1281	1208	1241	1276	1440	1171	1538	1521	1483	1479
12nd	1879	1559	1446	1298	1230		1307	1234	1266	1302	1471	1189	1571	1551	1513	1512
11st	1906 30 x 14	1577	1470 14 x 30	1319 14 x 30	1253 14 x 30		1333 14 x 30	1259 14 x 30	1292 14 x 30	1328 14 x 30	1501 14 x 30	1206	1604 30 x 14	1581 30 x 14	1543 30 x 14	1546 30 x 14
10th	1932 30 x 16	1595	1495 16 x 30	1342 16 x 30	1276 16 x 30		1360 16 x 30	1285 16 x 30	1318 16 x 30	1355 16 x 30	1533 16 x 30	1224	1638 30 x 16	1611 30 x 16	1574 30 x 16	1580 30 x 16
9th	1959 30 x 16 6-#8	1613 16 x 20 4-#8	1521	1365	1300		1389	1312	1345	1382	1566	1242	1674	1643	1605	1615
8th	B30 x 34 8-#8		1547	1388	1324		1417	1339	1373	1410	1599	1260	1709	1675	1637	1651
7th	B30 x 34 8-#8		1573	1411	1347		1445	1367	1401	1438	1632	1278	1745	1706	1669	1687
6th			1598	1433	1371		1473	1394	1429	1465	1665	1296	1780	1738	1701	1722
5th			1624 16 x 30 6-#8	1456	1395 16 x 30 6-#8		1501 16 x 30 6-#8	1421 6-#8	1457 6-#8	1493 6-#8	1698 6-#8	1314 4-#8	1816 6-#8	1770 6-#8	1733 6-#8	1758 6-#8
4th				1482 16 x 30 6-#8				1445 16 x 30 6-#8*	1483 16 x 30 6-#8*	1518 16 x 30 6-#8*	1727 16 x 30 6-#8*	1332 20 x 16 4-#8*	1850 30 x 16 6-#8*	1805 30 x 16 6-#8*	1768 30 x 16 6-#8*	1794 30 x 16 6-#8*
3rd	SHEAR WALL	SHEAR WALL		2740 30 x 30 8-#11				8-#11*		8-#11*		12-#11*		12-#11*		
2nd				2879 32 x 30				3234 30 x 30 8-#11*		2868 30 x 30 8-#11*		5001 36 x 42 12-#11*		6136 36 x 42 12-#11*		
Ground				3008 30 x 30				3377 8-#11		2997 8-#11		5122 12-#11		6291 12-#11		
Cellar				3140 30 x 30 8-#11				3507 30 x 30 8-#11		3113 30 x 30 8-#11		5242 36 x 42 12-#11		6431 36 x 42 12-#11		
FND (Service Loads)				2326				2598		2306		3883		4764		

FLOOR \ COL. NO.	33	35	36	38	39	40	41	42	43	45	46
29th											
28th				1391 30 x 14 6-#8*	855 16 x 16 4-#8*	2511 36 x 32 8-#9		1261 28 x 28 8-#8	1721 46 x 18 8-#7	1611 42 x 18 8-#8	1858 38 x 20 8-#7
27th				BELT WALL 6-#8*	BELT WALL 4-#8*	2424 36 x 60 3/S-915		1800 91 x 28 3/S-915	2025 64 x 22 3/S-915	1635 42 x 86 3/S-915	1978 52 x 20 10-#8
26th						2683 32 x 32 8-#9		1926 30 x 28 8-#8	2701 64 x 18 10-#8	1783 22 x 36 6-#9	2135
25th						2797		1981	2787	1854	2223
24th						2911		2037	2873	1925	2312
23rd						3025		2093	2958	1997	2400
22nd						3139		2148	3044	2068	2489
21st						3255		2204	3130	2139	2577
20th						3371		2260	3215	2211	2666
19th						3487 32 x 32 8-#9		2315 30 x 28	3301 64 x 18 10-#8	2282 22 x 36 6-#9	2755 52 x 20
18th	SHEAR WALL	SHEAR WALL	SHEAR WALL	SHEAR WALL	SHEAR WALL	3602 38 x 38 12-#9	SHEAR WALL	2373 32 x 30	3387 78 x 18 12-#8	2355 22 x 42 8-#9	2845 52 x 22
17th						3718		2430	3445	2428	2935
16th						3834		2487	3532	2502	3025
15th						3950		2545	3618	2575	3115
14th						4066		2602	3705	2650	3205
13rd						4182		2659	3764	2726	3295
12nd						4298		2716	3850	2803	3385
11st						4414		2774 8-#8	3937	2879 22 x 42 8-#9	3475 52 x 22
10th						4532		2833 8-#9	4063 78 x 18 12-#8	2957 26 x 42 10-#9	3570 52 x 24
9th						4659		2896	4196 78 x 52 3/S-915 18-#10	3040	3673 10-#8
8th						4786		2960	4328	3124	3775 10-#9
7th						4913		3023	4461	3208	3878
6th						5041		3087	4594	3291	3980
5th						5168 38 x 38 12-#9		3150 32 x 30 8-#9	4727 78 x 52 3/S-915 18-#10	3375	4083
4th						5397 117 x 42 3/S-915 24-#11		3220 Ø40 9-#11	4827 40 x 34 10-#11	3466 26 x 42 10-#9	4192 52 x 24 10-#9
3rd						5671		3300 Ø40 9-#11	4939 40 x 34 10-#11	3569 28 x 42 10-#11	4316 52 x 28 12-#11
2nd						6082 117 x 42 3/S-915 24-#11		3424 36 x 36 12-#11	5128 40 x 46 2/S-915 12-#11	3728	4506
Ground						6309 36 x 42 12-#11		3550	5291 40 x 34 10-#11	3887	4695
Cellar						6501 36 x 42 12-#11		3668 36 x 36 12-#11	5390 40 x 34 10-#11	4030 28 x 42 10-#11	4867 52 x 28 12-#11
FND (Service Loads)						4816		2717	3993	2985	3605

FOR BALANCE OF INFORMATION SEE S-911

COLUMN NOTES:

1. FIRST COLUMN DIMENSION SHOWN IN SCHEDULE IS IN THE NORTH-SOUTH DIRECTION.
2. LOADS SHOWN ARE GIVEN IN KIPS, AND ARE ULTIMATE LOADS UNO
3. LOADS SHOWN FOR FOUNDATIONS ARE SERVICE LOADS.
4. SEE COLUMN SCHEDULE FOR CONCRETE COMPRESSIVE STRENGTH, f'c.
5. COLUMN SIZES AND REINFORCING ARE ONLY SHOWN WHERE SIZES START AND STOP. SIZES AND REINFORCING REMAIN CONSTANT OVER BLANK SPACES BETWEEN START AND STOP.
6. HEAVY LINE INDICATES TOP OF COLUMN.
7. "B" INDICATES BUTTRESS.
8. * INDICATES TENSION SPLICE & PROVIDE #4@10 TIES (MIN)
9. INDICATES COLUMN BEING PICKED-UP
10. INDICATES ADDITIONAL LOAD FROM PICKED-UP COLUMN OR LOAD TRANSFER
11. INDICATES CHANGE IN HOLD POINT OF COLUMN
12. INDICATES SHEAR WALL
13. FOR GENERAL NOTES SEE S-00X SERIES DRAWINGS.
14. FOR COLUMN DETAILS SEE S-910 SERIES DRAWINGS.
15. (C) INDICATES USE COUPLERS FOR COLUMN REINF SPLICE.

Clara Gomez
APPROVED
Date: 11/06/2017
NYC Development Hub

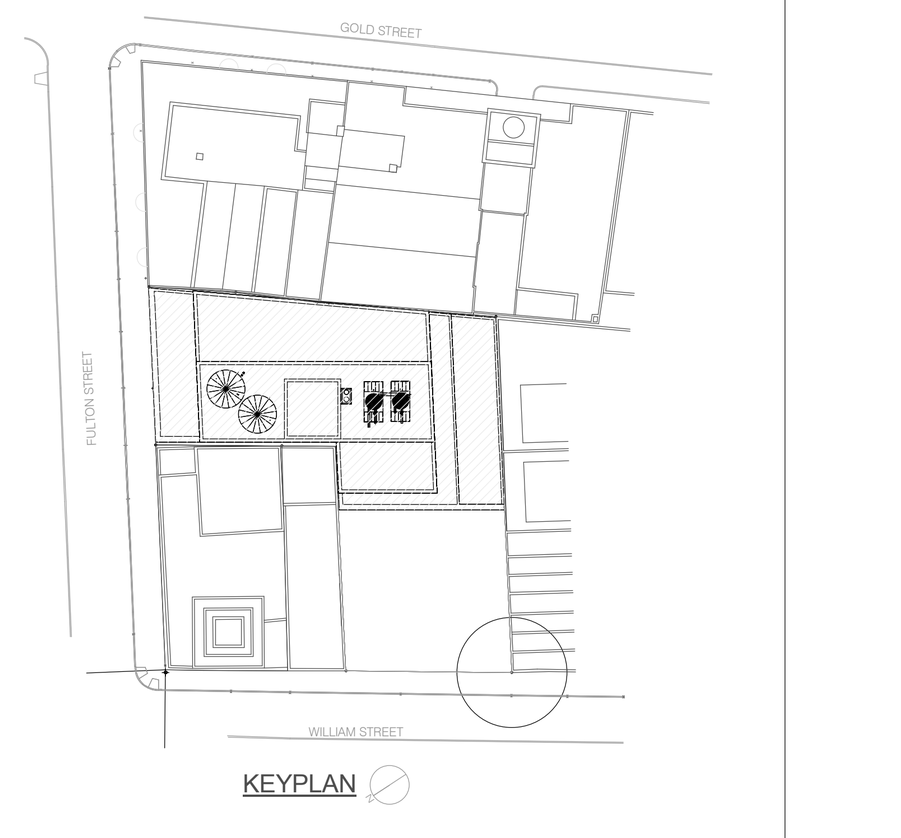

KEY PLAN

NOTES:

Number:	Date:	Revision:
15	09/22/2017	ISSUED TO DOB
14	09/06/2017	ISSUED TO TA
13	08/03/2017	ISSUED TO DOB REV 1
12	06/14/2017	100% CD
11	03/31/2017	95% CD
10	01/20/2017	80% CD
9	01/06/2017	HUB SUBMISSION
8	11/11/2016	CORE AND SHELL BUY SET
7	10/19/2016	MTA APPROVAL
6	10/07/2016	CORE AND SHELL BID SET
5	09/09/2016	MTA APPROVAL
4	07/28/2016	FOUNDATION BID SET
3	07/06/2016	ISSUED TO DOB
2	06/24/2016	MTA APPROVAL
1	06/20/2016	100% DD SUBMISSION

Project:
130 WILLIAM STREET
130 WILLIAM STREET
NEW YORK, NY 10038

Client:
THE LIGHTSTONE GROUP
130 WILLIAM STREET PROPERTY OWNER LLC
460 PARK AVE, 13TH FLOOR
NEW YORK, NY 10022
(212) 616-9971

Architect:
HILL | WEST ARCHITECTS
11 BROADWAY
17TH FLOOR
NEW YORK, NY 10004
T. 212 213 8007

Creative Director
Adjaye Associates
415 Broadway, 3rd Fl.
New York, NY 10013
(212) 965-8477

Building Structures:
McNamara Salvia
62 West 45th Street, 11th Fl.
New York, NY 10036
(212) 246-9800

MEP Engineer:
Ventrop ECG, LLC
365 W 34th Street, 3rd Fl.
New York, NY 10001
(212) 244-5060

Exterior Facade Consultant:
Gilsanz Murray Steficek, LLP
129 West 27th Street, 5th Fl.
New York, NY 10001
(212) 254-0030

Landscape Architect:
Weintraub Diaz, LLC
19 New Street
Nyack, NY 10960
(845) 353-2500

Civil Engineer & Acoustic Consultant:
AKRF Engineering PC
440 Park Avenue South, 7th Fl.
New York, NY 10016
(646) 388-9829

IT & Security Consultant:
Anj Communications
133 Sunny Ridge Road
Harrison, New York 10528
(914) 967-1967

Pool Consultant:
Integrated Aquatics Engineering, Inc.
75 Shewell Ave
Doylestown, PA 18901
(215) 230-8623

Elevator Consultant:
Jenkins and Huntington
1251 Avenue of the Americas
New York, NY 10020
(212)-696-1818

DOB STAMPS & SIGNATURES:

STATE OF NEW YORK
BART A. SULLIVAN
093540
LICENSED PROFESSIONAL ENGINEER

DWG TITLE:
COLUMN SCHEDULE I

NB#121192903

SEAL & SIGNATURE:

DATE: 03/31/2017
PROJECT #: 16118.00
SCALE: 3/16" = 1'-0"
S-910.00
DWG NO.

COLUMN SCHEDULE II

FLOOR / COL. NO.	f'c (psi)	Height	1	2	3	4	5	6	7	8	9	10	11	12	13	14	15	16	17	18	19	20	21	22
55th																								
54th	12000 Psi	12'-6"	942 14 x 30 6-#7	754 14 x 30 6-#7	704 14 x 30 6-#7	704 14 x 30 6-#7	203 16 x 16 4-#6	605 27 x 14 6-#7		696 30 x 14 6-#7		854 30 x 14 6-#7		802 30 x 14 6-#7		691 30 x 14 6-#7		723 30 x 14 6-#7		453 16 x 16 4-#7		860 14 x 30 6-#7		1048 14 x 30 6-#7
53rd		12'-6"	1047	844	786	786	232	692		788		967		911		782		826		518		974		1158
52nd		12'-6"	1156	935	869	869	261	780		879		1079		1020		872		929		583		1089		1344
51st		12'-6"	1269	1026	952	952	296	881 27 x 14		965		1189		1135		962		1039		622		1203		1535
50th		12'-6"	1382	1117	1035	1035	331	982 30 x 14		1051		1300 30 x 14 6-#7		1250		1053		1149		662		1317		1726 6-#7
49th		10'-8"	1421	1164	1073	1073	359	1034		1109		B30 x 14 6-#7		1316		1110		1204		695		1367		1782 6-#8
48th		10'-8"	1459	1210	1103	1103	377	1059		1159				1379		1163		1258		735		1414		1835
47th		10'-8"	1497	1257	1139	1139	399	1104		1216				1442		1216		1312		775		1462		1888
46th		10'-8"	1535	1303	1169	1169	417	1128		1266				1506		1269		1367		816 4-#6		1509		1942
45th		10'-8"	1573	1349	1206	1206	439	1173		1323				1569		1322		1421		856 4-#7		1556		1995
44th		10'-8"	1611	1395	1235	1235	456	1198		1373				1632		1375		1475		896		1603		2048
43rd		10'-8"	1649	1442	1272	1272	478	1242		1430				1696		1428		1530		936		1651		2102 6-#8
42nd		10'-8"	1687	1488	1301	1301	496	1267		1480				1759		1480		1584		976		1698		2155 6-#9
41st		10'-8"	1725	1534	1338	1338	518	1312		1537		SHEAR WALL		1822 6-#7		1533		1638		1016		1745		2208
40th		10'-8"	1763	1580	1367	1367	536	1336		1587				1886 6-#8		1586		1692		1056		1792 6-#7		2262 14 x 30 6-#9
39th		10'-8"	1801 6-#7	1626	1404	1404	558	1381		1644				1949		1639		1747		1096		1840 6-#8		
38th		10'-8"	1839 6-#8	1673	1441	1441	580	1426		1701				2012 6-#8		1692		1801		1136 4-#7		1888		
37th		10'-8"	1877	1717	1476	1476	602	1470		1759				2076 6-#9		1745		1855 6-#7		1176 4-#8		1937		
36th		10'-8"	1915	1762	1510	1510	624	1515		1817 6-#7				2139 6-#9		1798		1910 6-#8		1217		1985		
35th		10'-8"	1953	1806	1545	1545	645	1559		1875 6-#8				2203 6-#11		1851 6-#7		1964		1257 4-#8		2034		
34th		10'-8"	1991	1851 6-#7	1580	1580	667 4-#6	1604		1933				2266		1904 6-#8		2018		1297 4-#9		2082 6-#8		
33rd		10'-8"	2029	1896 6-#8	1615	1615	689 4-#7	1648		1992				2329 6-#11		1957		2073 6-#8		1337 4-#9		2131 6-#9		
32nd		10'-8"	2066	1940	1650	1650	711	1692		2050				2393 8-#11		2009		2127 6-#9		1377 4-#11		2180		
31st		10'-8"	2104	1985	1684 6-#7	1684 6-#7	733 4-#7	1737 6-#7		2108				2456 10-#11		2062		2181		1417 4-#11		2228 6-#9		SHEAR WALL
30th		10'-8"	2142 6-#8	2029 6-#8	1719 6-#8	1719 6-#8	755 4-#8	1781 6-#8		2166 6-#8				2519 12-#11(C)		2115 6-#8		2236 6-#9		1457 6-#11		2277 6-#11		
29th		10'-8"	2180 6-#8*	2074 6-#8*	1754 6-#8*	1754 6-#8*	777 4-#8*	1826 6-#8*		2224 6-#8*				2583 12-#11*(C)		2168 6-#9*		2290 6-#11*		1497 6-#11*		2325 6-#11*		
28th	12000 Psi	10'-8"	2218 14 x 30 6-#8*	2119 14 x 30 6-#8*	1789 14 x 30 6-#8*	1789 14 x 30 6-#8*	799 16 x 16 4-#8*	1870 30 x 14 6-#8*		2282 30 x 14 6-#8*				2646 30 x 14 12-#11*(C)		2221 30 x 14 6-#9*		2344 30 x 14 6-#11*		1537 16 x 16 6-#11*		2374 14 x 30 6-#11*		
27th		21'-4"	BELT WALL 6-#8*	BELT WALL 6-#8*	BELT WALL 6-#8*	BELT WALL 6-#8*	BELT WALL 4-#8*	BELT WALL 6-#8*	BELT WALL 6-#8*	BELT WALL 6-#9*	BELT WALL 6-#8*		BELT WALL 6-#8*	BELT WALL 12-#11*(C)	BELT WALL 6-#8*	BELT WALL 6-#9*	BELT WALL 6-#8*	BELT WALL 6-#9*	BELT WALL 6-#8*	BELT WALL 6-#11*	BELT WALL 6-#8*	BELT WALL 6-#9*	BELT WALL 6-#8*	
FND (Service Loads)																								

FLOOR / COL. NO.	Height	23	24	25	26	27	28	29	30	31	32	33	35	36	38	39	40	41	42	43	45	46
55th																						
54th	12'-6"		953 14 x 30 6-#7		971 14 x 30 6-#7		199 16 x 16 4-#6	385 27 x 14 6-#7		575 30 x 14 6-#7		296 16 x 16 4-#6	658 14 x 30 6-#7	552 30 x 14 6-#7	453 27 x 14 6-#7	228 16 x 16 4-#6						
53rd	12'-6"		1072		1115		229	446		667		342	763	625	510	256						
52nd	12'-6"		1191		1259		259	506		758		387	868	699	567	284						
51st	12'-6"		1310		1403		289	567 27 x 14		850		422	976	775 30 x 14 6-#7	614 27 x 14	311						
50th	12'-6"		1430		1547		319	627 30 x 14		941		457	1084		662 30 x 14	339						
49th	10'-8"		1482		1601		356	675		1004		492	1132		696	364	112 20 x 32 6-#8	49 18 x 36 6-#7	56 24 x 24 4-#8	76 34 x 18 6-#7	72 32 x 18 6-#7	89 34 x 20 6-#7
48th	10'-8"		1531		1652		391	720		1065		536	1172		729	387	224	98	112	151	144	153
47th	10'-8"		1581		1703 6-#7		425	766		1125		579	1211		761	410	336	147	167	226	215	242
46th	10'-8"		1630		1754 6-#8		460	811		1186		623	1251		794	434	448	196	223	301	287	306
45th	10'-8"		1680		1805		495	857		1246		666	1291		827	457	559	245	278	376	359	395
44th	10'-8"		1729 6-#7		1856		530	903		1306		710	1330		860	481	671	294 18 x 36 6-#7	334	451	430	459
43rd	10'-8"		1779 6-#8		1906		565	948		1367		753	1370 14 x 30 6-#7		892	504	783	343 18 x 36 6-#9	390	527	502	548
42nd	10'-8"		1828		1957		600	994		1427		797 4-#6			925	527	895	392	445	602	574	612
41st	10'-8"		1878		2008		635	1039		1488		840 4-#7			958	551	1007	441	503	677 34 x 18 6-#7	645 32 x 18 6-#7	701 34 x 20 6-#7
40th	10'-8"		1927		2059 6-#8		670	1085		1548		884			991	574	1119 20 x 32 6-#8	490 18 x 36 6-#9	562	752 79 x 18 3/S-915	720 42 x 18 8-#7	766 38 x 20 8-#7
39th	10'-8"		1976		2110 6-#9		705	1130		1608		927			1024	598	1229 41 x 32 2/S-915		620 24 x 24 4-#8	830 79 x 18 3/S-915	794 42 x 18 8-#7	856
38th	10'-8"		2027 6-#8		2161		739	1173		1662		967		SHEAR WALL	1057	621	1339 36 x 32 8-#8		678 28 x 28 8-#8	911 46 x 18 8-#7	868 42 x 25 2/S-915	971
37th	10'-8"		2078 6-#9		2212 6-#9		774	1218		1722		1011 16 x 16 4-#7			1090	644	1454		737	992	942 42 x 18 8-#7	1035
36th	10'-8"		2129		2263 6-#11		809 4-#6	1264		1784 6-#7					1124	668	1571		795	1073	1017	1125
35th	10'-8"		2180 6-#9		2314 6-#11		844 4-#7	1309		1845 6-#8			SHEAR WALL		1157	691 4-#6	1689		853	1154	1091	1216
34th	10'-8"		2231 6-#11		2365 8-#11		879	1355		1907					1190	714 4-#7	1806		911	1235	1165	1308
33rd	10'-8"		2282		2415 8-#11		914	1401		1968					1223	738	1924		970	1316	1239	1400
32nd	10'-8"		2333 6-#11		2466 10-#11		949	1446		2029					1257	761	2041		1028	1397	1314	1492
31st	10'-8"		2384 8-#11		2517 10-#11		984 4-#7	1492 6-#7		2091 6-#8		SHEAR WALL			1290 6-#7	785 4-#7	2158	SHEAR WALL	1086	1478	1388	1583
30th	10'-8"		2435 8-#11		2568 12-#11(C)		1019 4-#8	1537 6-#8		2152 6-#9					1324 6-#8	808 4-#8	2276		1144	1559	1462	1675
29th	10'-8"		2486 10-#11*		2619 12-#11*(C)		1053 4-#8*	1583 6-#8*		2214 6-#9*					1357 6-#8*	831 4-#8*	2393 8-#8		1203	1640	1536 8-#7	1767
28th	10'-8"		2537 14 x 30 10-#11*		2670 14 x 30 12-#11*(C)		1088 16 x 16 4-#8*	1628 30 x 14 6-#8*		2275 30 x 14 6-#9*					1391 30 x 14 6-#8*	855 16 x 16 4-#8*	2511 36 x 32 8-#9		1261 28 x 28 8-#8	1721 46 x 18 8-#7	1611 42 x 18 8-#8	1858 38 x 20 8-#7
27th	21'-4"	BELT WALL 6-#8*	BELT WALL 10-#11*	BELT WALL 6-#8*	BELT WALL 12-#11*(C)	BELT WALL 6-#8*	BELT WALL 4-#8*	BELT WALL 6-#8*	BELT WALL 6-#8*	BELT WALL 6-#9*	BELT WALL 6-#8*				BELT WALL 6-#8*	BELT WALL 4-#8*	2424 36 x 60 3/S-915		1800 91 x 28 3/S-915	2025 64 x 22 3/S-915	1635 42 x 86 3/S-915	1978 52 x 20 10-#8
FND (Service Loads)																						

FOR BALANCE OF INFORMATION SEE S-912

FOR BALANCE OF INFORMATION SEE S-910

COLUMN NOTES:

1. FOR NOTES AND LEGENDS SEE S-910

DEPT OF BLDGS 121192903 Job Number
ES516072586 Scan Code

KEY PLAN

NOTES:

Number:	Date:	Revision:
15	09/22/2017	ISSUED TO DOB
14	09/06/2017	ISSUED TO TA
13	08/03/2017	ISSUED TO DOB REV 1
12	06/14/2017	100% CD
11	03/31/2017	95% CD
10	01/20/2017	80% CD
9	01/06/2017	HUB SUBMISSION
8	11/11/2016	CORE AND SHELL BUY SET
7	10/19/2016	MTA APPROVAL
6	10/07/2016	CORE AND SHELL BID SET
5	09/09/2016	MTA APPROVAL
4	07/28/2016	FOUNDATION BID SET
3	07/06/2016	ISSUED TO DOB
2	06/24/2016	MTA APPROVAL
1	06/20/2016	100% DD SUBMISSION

Project:
130 WILLIAM STREET
130 WILLIAM STREET
NEW YORK, NY 10038

Client:
THE LIGHTSTONE GROUP
130 WILLIAM STREET PROPERTY OWNER LLC
460 PARK AVE, 13TH FLOOR
NEW YORK, NY 10022
(212) 616-9971

Architect:
HILL | WEST ARCHITECTS
11 BROADWAY
17TH FLOOR
NEW YORK, NY 10004
T. 212 213 8007

Creative Director
Adjaye Associates
415 Broadway, 3rd Fl.
New York, NY 10013
(212) 965-8477

Building Structures:
McNamara Salvia
62 West 45th Street, 11th Fl.
New York, NY 10036
(212) 246-9800

MEP Engineer:
Ventrop ECG, LLC
365 W 34th Street, 3rd Fl.
New York, NY 10001
(212) 244-5060

Exterior Facade Consultant:
Gilsanz Murray Steficek, LLP
129 West 27th Street, 5th Fl.
New York, NY 10001
(212) 254-0030

Landscape Architect:
Weintraub Diaz, LLC
19 New Street
Nyack, NY 10960
(845) 353-2500

Civil Engineer & Acoustic Consultant:
AKRF Engineering PC
440 Park Avenue South, 7th Fl.
New York, NY 10016
(646) 388-9829

IT & Security Consultant:
Anj Communications
133 Sunny Ridge Road
Harrison, New York 10528
(914) 967-1967

Pool Consultant:
Integrated Aquatics Engineering, Inc.
75 Shewell Ave
Doylestown, PA 18901
(215) 230-8623

Elevator Consultant:
Jenkins and Huntington
1251 Avenue of the Americas
New York, NY 10020
(212)-696-1818

DOB STAMPS & SIGNATURES:

STATE OF NEW YORK · BART A. SULLIVAN · 093540 · LICENSED PROFESSIONAL ENGINEER

Clara Gomez
APPROVED
Under Directive 2 of 1975
Date: 11/06/2017
NYC Development Hub

DWG TITLE: COLUMN SCHEDULE II

NB#121192903

SEAL & SIGNATURE:

DATE: 03/31/2017
PROJECT #: 16118.00
SCALE: 3/16" = 1'-0"

DWG NO. S-911.00

DEPT OF BLDGS 421320925 Job Number
E521954570 Scan Code

COLUMN SCHEDULE III

FLOOR \ COL. NO.		1	2	3	4	5	6	7	8	9	10	11	12	13	14	15	16	17	18	19	20	21	22	23	24	25	26	27	28	29	30	31	32	33	35	36	38	39	40	41	42	43	45	46
	f'c (psi) Height																																											
Main RF	10000 Psi 29'-4"	37 14 x 30 6-#7	91 14 x 30 6-#7																				122 14 x 30 6-#7		90 14 x 30 6-#7											50 30 x 14 6-#7	60 27 x 14 6-#7	33 16 x 16 4-#6						
60th	15'-6"	306	236	233 14 x 30 6-#7	233 14 x 30 6-#7	20 16 x 16 4-#6	81 27 x 14 6-#7		159 30 x 14 6-#7		200 30 x 14 6-#7		164 30 x 14 6-#7		161 30 x 14 6-#7		108 30 x 14 6-#7		59 16 x 16 4-#6		193 14 x 30 6-#7		377		185		30 14 x 30 6#8* #3@6 TIES		13 16 x 16 4#8* #3@6 TIES	16 30 x 14 6#8* #3@6 TIES		18 30 x 14 6#8* #3@6 TIES		14 16 x 16 4#8* #3@6 TIES	16 14 x 30 6#8* #3@6 TIES	120	117	57						
59th	12'-6"	420	329	318	318	57	168		251		312		272		252		212		128		307		496		379		251 6#8* #3@6 TIES		50 4#8* #3@6 TIES	83 27 x 14 6#8* #3@6 TIES		118 6#8* #3@6 TIES		69 4#8* #3@6 TIES	131 14 x 30 6#8* #3@6 TIES	193	175	91						
58th	12'-6"	525	412	394	394	86	255		335		415		373		335		311		193		413		607		490		395 6-#7		79 4-#6	143 6-#7		209 6-#7		114 4-#7	237 6-#7	260	227	119						
57th	12'-6"	629	496	470	470	115	342		421		519		477		420		414		258		519		717		601		539		109	204		301		160	342	333	282	146						
56th	12'-6"	733	579	546	546	144	430		513		630		585		510		517		323		631		827		714		683		139	264		392		205	447	406	339	174						
55th	10000 Psi 12'-6"	838	664	622	622	174	517		604		742		694		601		620		388		746		937		833		827		169	325		484		251	552	479	396	201						
54th	12000 Psi 12'-6"	942 14 x 30 6-#7	754 14 x 30 6-#7	704 14 x 30 6-#7	704 14 x 30 6-#7	203 16 x 16 4-#6	605 27 x 14 6-#7		696 30 x 14 6-#7		854 30 x 14 6-#7		802 30 x 14 6-#7		691 30 x 14 6-#7		723 30 x 14 6-#7		453 16 x 16 4-#7		860 14 x 30 6-#7		1048 14 x 30 6-#7		953 14 x 30 6-#7		971 14 x 30 6-#7		199 16 x 16 4-#6	385 27 x 14 6-#7		575 30 x 14 6-#7		296 16 x 16 4-#6	658 14 x 30 6-#7	552 30 x 14 6-#7	453 27 x 14 6-#7	228 16 x 16 4-#6						
FND (Service Loads)																																												
FLOOR \ COL. NO.		1	2	3	4	5	6	7	8	9	10	11	12	13	14	15	16	17	18	19	20	21	22	23	24	25	26	27	28	29	30	31	32	33	35	36	38	39	40	41	42	43	45	46

FOR BALANCE OF INFORMATION SEE S-911

COLUMN SCHEDULE

FLOOR \ COL. NO.		100	101	102	103	104	105	108	111	113	115	118	121	135
	f'c (psi) Height													
5th	12000 16'-5"	18 x 24	24 x 24 4-#9	24 x 24 4-#9	24 x 24 4-#9	24 x 24 4-#9	24 x 24 4-#9							
4th			67	43	37	27	19							
3rd			231	151	136	110	75							
2nd	23'-8"	SHEAR WALL	24 x 24 4-#9											
Ground	23'-0"			273 24 x 24 4-#9	260 24 x 24 4-#9	228 24 x 24 4-#9	149 24 x 24 4-#9	113 18 x 30 6-#8	115 18 x 30 6-#8	134 18 x 30 6-#8	89 24 x 24 4-#8			150 16 x 36 6-#8
Cellar	12000 14'-0"		120 B43 x 32 8-#8	363 B43 x 32 8-#8	349 B43 x 32 8-#8	316 B43 x 32 8-#8	223 B43 x 46 8-#8	FDN WALL 6-#8	FDN WALL 6-#8	FDN WALL 6-#8	FDN WALL 6-#8	97 24 x 18 4-#8	207 24 x 18 4-#8	300 16 x 36 6-#8
FND (Service Loads)			390	270	260	235	165					75	155	230
FLOOR \ COL. NO.		100	101	102	103	104	105	108	111	113	115	118	121	135

COLUMN NOTES:

1. FOR NOTES AND LEGENDS SEE S-910

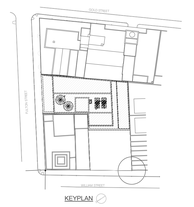

KEY PLAN

NOTES:

Number:	Date:	Revision:
16	09/22/2017	ISSUED TO DOB
15	09/06/2017	ISSUED TO TA
14	08/21/2017	ASI-008
13	08/03/2017	ISSUED TO DOB REV 1
12	06/14/2017	100% CD
11	03/31/2017	95% CD
10	01/20/2017	80% CD
9	01/06/2017	HUB SUBMISSION
8	11/11/2016	CORE AND SHELL BUY SET
7	10/19/2016	MTA APPROVAL
6	10/07/2016	CORE AND SHELL BID SET
5	09/09/2016	MTA APPROVAL
4	01/28/2016	FOUNDATION BID SET
3	01/06/2016	ISSUED TO DOB
2	06/24/2016	MTA APPROVAL
1	06/20/2016	100% DD SUBMISSION

Project:
130 WILLIAM STREET
130 WILLIAM STREET
NEW YORK, NY 10038

Client:
THE LIGHTSTONE GROUP
130 WILLIAM STREET PROPERTY OWNER LLC
460 PARK AVE, 13TH FLOOR
NEW YORK, NY 10022
(212) 616-9971

Architect:
HILL | WEST ARCHITECTS
11 BROADWAY
17TH FLOOR
NEW YORK, NY 10004
T. 212 213 8007

Creative Director
Adjaye Associates
415 Broadway, 3rd Fl.
New York, NY 10013
(212) 965-8477

Building Structures:
McNamara Salvia
62 West 45th Street, 11th Fl.
New York, NY 10036
(212) 246-9800

MEP Engineer:
Vertrop ECG, LLC
365 W 34th Street, 3rd Fl.
New York, NY 10001
(212) 244-5060

Exterior Facade Consultant:
Gilsanz Murray Steficek, LLP
129 West 27th Street, 5th Fl.
New York, NY 10001
(212) 254-0030

Landscape Architect:
Weintraub Diaz, LLC
19 New Street
Nyack, NY 10960
(845) 353-2500

Civil Engineer & Acoustic Consultant:
AKRF Engineering PC
440 Park Avenue South, 7th Fl.
New York, NY 10016
(646) 388-9829

IT & Security Consultant:
Anj Communications
133 Sunny Ridge Road
Harrison, New York 10528
(914) 967-1967

Pool Consultant:
Integrated Aquatics Engineering, Inc.
75 Shewell Ave
Doylestown, PA 18901
(215) 230-8623

Elevator Consultant:
Jenkins and Huntington
1251 Avenue of the Americas
New York, NY 10020
(212)-696-1818

DOB STAMPS & SIGNATURES:

DWG TITLE:
COLUMN SCHEDULE III

NB#121192903

SEAL & SIGNATURE:

DATE: 03/31/2017
PROJECT #: 16118.00
SCALE: 3/16" = 1'-0"
DWG NO. S-912.00

DEPT OF BLDGS 421300925 Job Number
E-5408612/2050 Scan Code

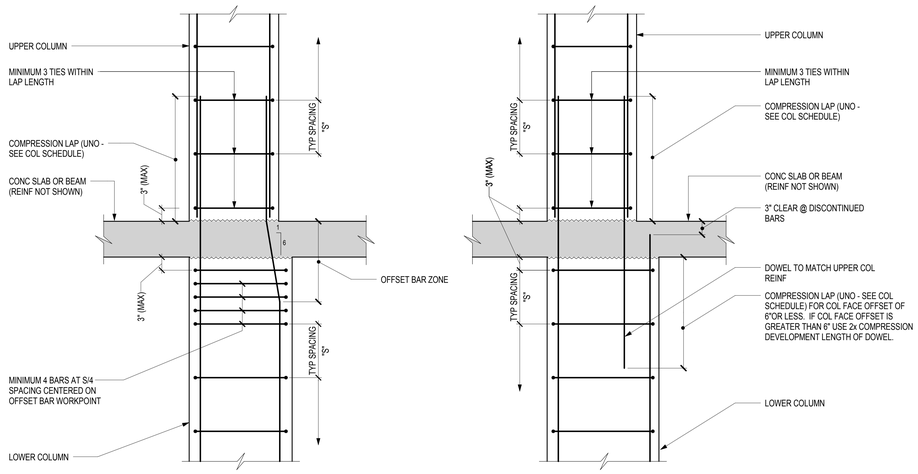

COLUMN FACE OFFSET LESS THAN 3 INCHES

COLUMN FACE OFFSET 3 INCHES OR MORE

NOTES:

1. IF UPPER COLUMN VERTICAL REINFORCING EXCEEDS THAT OF LOWER COLUMN VERTICAL REINF, ADD DOWELS AS NEEDED TO MATCH UPPER COL REINF
2. IF LOWER COLUMN VERTICAL REINFORCING EXCEEDS THAT OF THE UPPER COLUMN VERTICAL REINFORCING, IT IS ONLY REQUIRED TO EXTEND LOWER BARS AT SPLICE TO MATCH UPPER COLUMN REINF
3. SEE SCHEDULE FOR TYPICAL TIE SIZE AND SPACING "S"

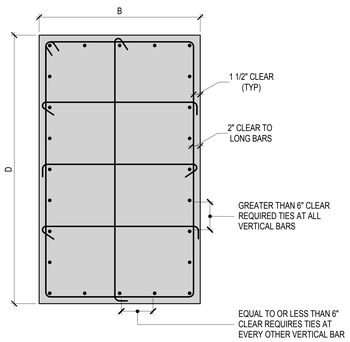

TYPICAL COLUMN REINFORCING DETAIL

VERTICAL BAR SIZE	MINIMUM TIES (SEE NOTES FOR ADD'L REQUIREMENTS)
#5	#3@10"
#6	#3@12"
#7	#3@14"
#8	#3@16"
#9	#3@18"
#10	#3@18"
#11	#4@20"
#14	#4@20"
#18	#4@20"

NOTE:
TIES SPACING SHALL NOT EXCEED LEAST COLUMN DIMENSION

B	MAX BARS INCLUDING CORNERS
16" ≥ 12"	3
20" ≥ 16"	4
24" ≥ 20"	5
30" ≥ 24"	6

NOTES:

1. DIMENSION "D" IS GREATER THAN OR EQUAL TO "B".
2. PLACE BARS EQUALLY SPACED AROUND ENTIRE COLUMN UNLESS NOTED OTHERWISE
3. ARRANGE TIES SUCH THAT EVERY CORNER AND ALTERNATE LONGITUDINAL BAR ARE TIED WHERE BAR CLEAR SPACING IS LESS THAN OR EQUAL TO 6". TIE ALL BARS WHERE BAR CLEAR SPACING EXCEEDS 6".
4. ALTERNATE 90° AND 135° HOOK ENDS ON ADJACENT CROSS-TIES

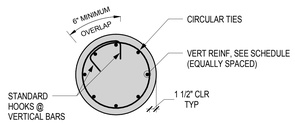

TYPICAL CIRCULAR COLUMN

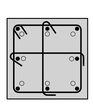

● - INDICATES VERTICAL BAR ABOVE
○ - INDICATES OFFSET VERTICAL BAR BELOW

TYPICAL COLUMN VERTICAL OFFSETS AT SPLICES

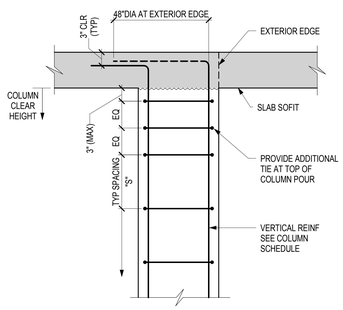

TYPICAL DETAIL AT TOP OF COLUMN

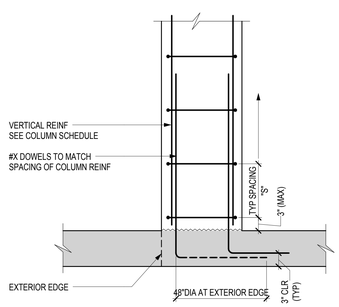

TYPICAL DETAIL AT BOTTOM OF PICK UP COLUMN

1 TYPICAL CONCRETE COLUMN DETAILS

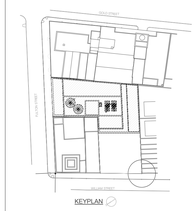

KEY PLAN

NOTES:

Number:	Date:	Revision:
15	09/22/2017	ISSUED TO DOB
14	09/06/2017	ISSUED TO TA
13	08/03/2017	ISSUED TO DOB REV 1
12	06/28/2017	ISSUED TO MTA
11	06/14/2017	100% CD
10	03/31/2017	95% CD
9	01/20/2017	80% CD
8	01/06/2017	HUB SUBMISSION
7	11/11/2016	CORE AND SHELL BUY SET
6	10/19/2016	MTA APPROVAL
5	10/07/2016	CORE AND SHELL BID SET
4	09/09/2016	MTA APPROVAL
3	01/28/2016	FOUNDATION BID SET
2	01/06/2016	ISSUED TO DOB
1	06/24/2016	MTA APPROVAL

Project:
130 WILLIAM STREET
130 WILLIAM STREET
NEW YORK, NY 10038

Client:
THE LIGHTSTONE GROUP
130 WILLIAM STREET PROPERTY OWNER LLC
460 PARK AVE, 13TH FLOOR
NEW YORK, NY 10022
(212) 616-9971

Architect:
HILL | WEST ARCHITECTS
11 BROADWAY
17TH FLOOR
NEW YORK, NY 10004
T. 212 213 8007

Creative Director
Adjaye Associates
415 Broadway, 3rd Fl.
New York, NY 10013
(212) 965-8477

Building Structures:
McNamara Salvia
62 West 45th Street, 11th Fl.
New York, NY 10036
(212) 246-9800

MEP Engineer:
Ventrop ECG, LLC
365 W 34th Street, 3rd Fl.
New York, NY 10001
(212) 244-5060

Exterior Facade Consultant:
Gilsanz Murray Steficek, LLP
129 West 27th Street, 5th Fl.
New York, NY 10001
(212) 254-0030

Landscape Architect:
Weintraub Diaz, LLC
19 New Street
Nyack, NY 10960
(845) 353-2500

Civil Engineer & Acoustic Consultant:
AKRF Engineering PC
440 Park Avenue South, 7th Fl.
New York, NY 10016
(646) 388-9829

IT & Security Consultant:
Anj Communications
133 Sunny Ridge Road
Harrison, New York 10528
(914) 967-1967

Pool Consultant:
Integrated Aquatics Engineering, Inc.
75 Shewell Ave
Doylestown, PA 18901
(215) 230-8623

Elevator Consultant:
Jenkins and Huntington
1251 Avenue of the Americas
New York, NY 10020
(212)-696-1818

DOB STAMPS & SIGNATURES:

DWG TITLE:
TYPICAL COLUMN DETAILS

NB#121192903

SEAL & SIGNATURE:

DATE:	03/31/2017
PROJECT #:	16118.00
SCALE:	1" = 1'-0"
DWG NO.	S-915.00

DEPT OF BLDGS 121192903 Job Number
E5749018342 Scan Code

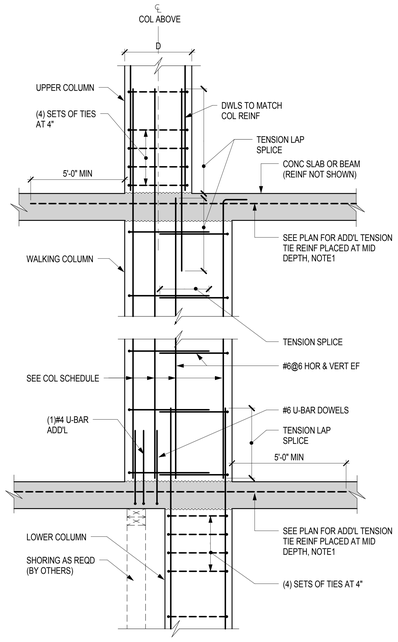

NOTES:
1. LAP SPLICES ARE NOT PERMITED AT TENSION TIE BARS, USE MECHANICAL COUPLERS AS REQD

1 TYPICAL WALKING COLUMN WITH OVERLAP

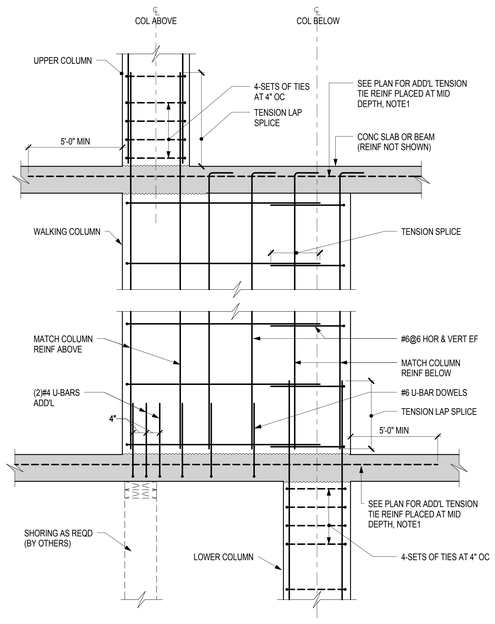

NOTES:
1. LAP SPLICES ARE NOT PERMITED AT TENSION TIE BARS, USE MECHANICAL COUPLERS AS REQD

2 TYPICAL WALKING COLUMN WITHOUT OVERLAP

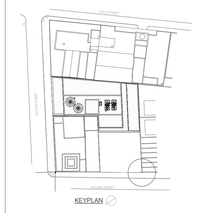

KEY PLAN

NOTES:

Number:	Date:	Revision:
1	09/22/2017	ISSUED TO DOB

Project:
130 WILLIAM STREET
130 WILLIAM STREET
NEW YORK, NY 10038

Client:
THE LIGHTSTONE GROUP
130 WILLIAM STREET PROPERTY OWNER LLC
460 PARK AVE, 13TH FLOOR
NEW YORK, NY 10022
(212) 616-9971

Architect:
HILL | WEST ARCHITECTS
11 BROADWAY
17TH FLOOR
NEW YORK, NY 10004
T. 212 213 8007

Creative Director
Adjaye Associates
415 Broadway, 3rd Fl.
New York, NY 10013
(212) 965-8477

Building Structures:
McNamara Salvia
62 West 45th Street, 11th Fl.
New York, NY 10036
(212) 246-9800

MEP Engineer:
Ventrop ECG, LLC
365 W 34th Street, 3rd Fl.
New York, NY 10001
(212) 244-5060

Exterior Facade Consultant:
Gilsanz Murray Steficek, LLP
129 West 27th Street, 5th Fl.
New York, NY 10001
(212) 254-0030

Landscape Architect:
Weintraub Diaz, LLC
19 New Street
Nyack, NY 10960
(845) 353-2500

Civil Engineer & Acoustic Consultant:
AKRF Engineering PC
440 Park Avenue South, 7th Fl.
New York, NY 10016
(646) 388-9829

IT & Security Consultant:
Anj Communications
133 Sunny Ridge Road
Harrison, New York 10528
(914) 967-1967

Pool Consultant:
Integrated Aquatics Engineering, Inc.
75 Shewell Ave
Doylestown, PA 18901
(215) 230-8623

Elevator Consultant:
Jenkins and Huntington
1251 Avenue of the Americas
New York, NY 10020
(212)-696-1818

DOB STAMPS & SIGNATURES:

DWG TITLE:
TYPICAL COLUMN DETAILS

NB#121192903

SEAL & SIGNATURE:

DATE:	03/31/2017
PROJECT #:	16118.00
SCALE:	3/4" = 1'-0"
DWG NO.	S-916

DEPT OF BLDGS 421309825 Job Number
ESA1074018T Scan Code

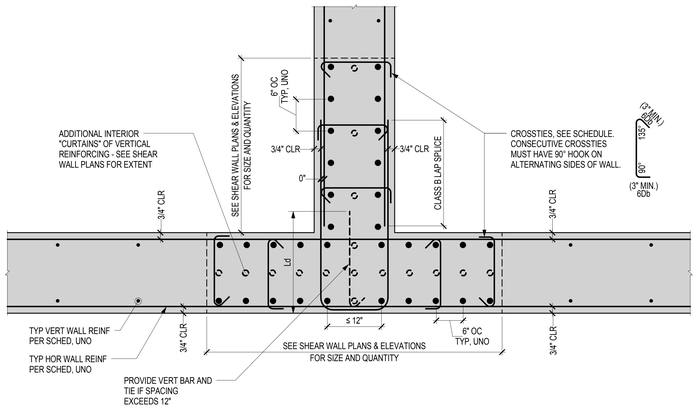

TYPICAL SHEAR WALL INTERSECTION AT BOUNDARY ELEMENT

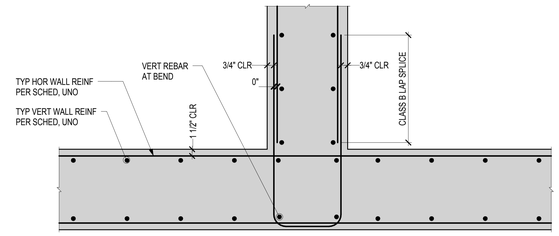

TYPICAL SHEAR WALL INTERSECTION (WITHOUT BOUNDARY ELEMENT)

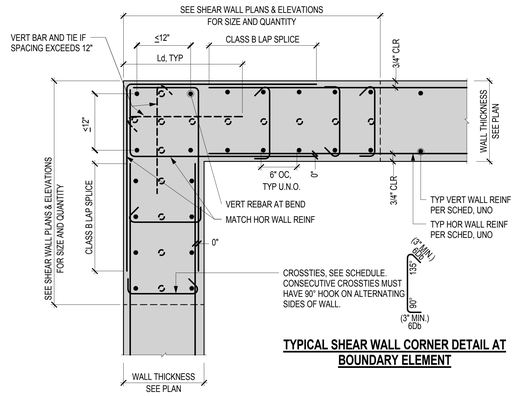

TYPICAL SHEAR WALL CORNER DETAIL AT BOUNDARY ELEMENT

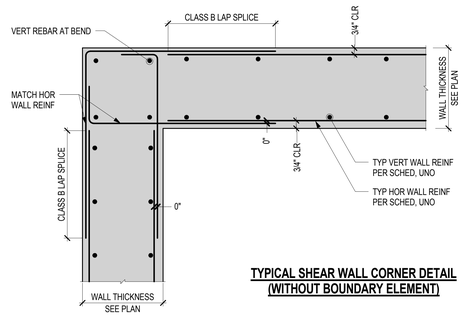

TYPICAL SHEAR WALL CORNER DETAIL (WITHOUT BOUNDARY ELEMENT)

SHEAR WALL CONCRETE PROPERTIES REQUIRED*	
COMPRESSION STRENGTH (f'c)	MODULUS OF ELASTICITY (E)
14 ksi	7400 ksi
12 ksi	7100 ksi
10 ksi	6500 ksi
8 ksi	5600 ksi

*SEE DWG S-001 FOR EXTENT OF EACH GRADE

MAXIMUM "CURTAINS" OF REINFORCING AT SHEAR WALL BOUNDARY ELEMENTS	
WALL THICKNESS "t", INCHES	NUMBER OF "CURTAINS"
t ≤ 12"	2
12"< t ≤ 18"	3
18"< t ≤ 24"	4
24"< t ≤ 30"	5

TYPICAL MINIMUM* SHEAR WALL REINFORCING	
WALL THICKNESS "t", INCHES	HORONTAL AND VERTICAL BAR, EACH FACE
t ≤ 8"	#4 @ 18"
8"< t ≤ 10"	#4 @ 14"
10"< t ≤ 12"	#4 @ 12"
12"< t ≤ 16"	#4 @ 10"
16"< t ≤ 20"	#5 @ 12"
20"< t ≤ 24"	#5 @ 10"
24"< t ≤ 28"	#6 @ 12"
28"< t ≤ 34"	#6 @ 10"
34"< t ≤ 40"	#7 @ 12"
40"< t ≤ 48"	#7 @ 10"
48"< t	AS NOTED

*SEE PLANS AND ELEVATIONS FOR ADDITIONAL HORIZONTAL AND VERTICAL REINFORCING AS REQD

MINIMUM TIE REQUIREMENTS FOR SHEAR WALLS	
VERTICAL BAR SIZE	MINIMUM TIES (SEE NOTES FOR ADD'L REQUIREMENTS)
#5	#3 @ 10" OC
#6	#3 @ 12" OC
#7	#3 @ 14" OC
#8	#3 @ 16" OC
#9	#3 @ 18" OC
#10	#3 @ 18" OC
#11	#4 @ 20" OC
#14	#4 @ 20" OC
#18	#4 @ 20" OC

NOTE:
TIES SPACING SHALL NOT EXCEED WALL THICKNESS

NOTE:
ALL SHEAR WALL REINFORCEMENT SHALL HAVE TENSION DEVELOPMENT LENGTH AND TENSION LAP SPLICE.

3 TYPICAL MINIMUM SHEAR WALL REQUIREMENTS

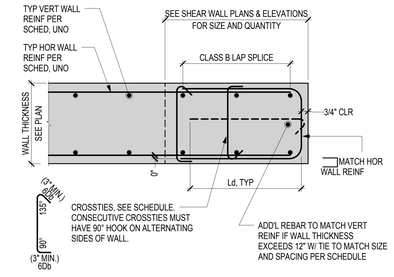

TYPICAL SHEAR WALL EDGE DETAIL AT BOUNDARY ELEMENT

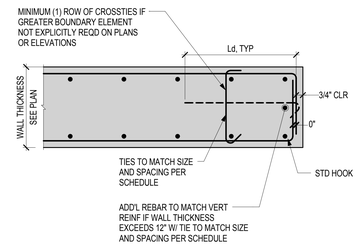

TYPICAL SHEAR WALL EDGE DETAIL (WITHOUT BOUNDARY ELEMENT)

1 TYPICAL SHEAR WALL INTERSECTIONS

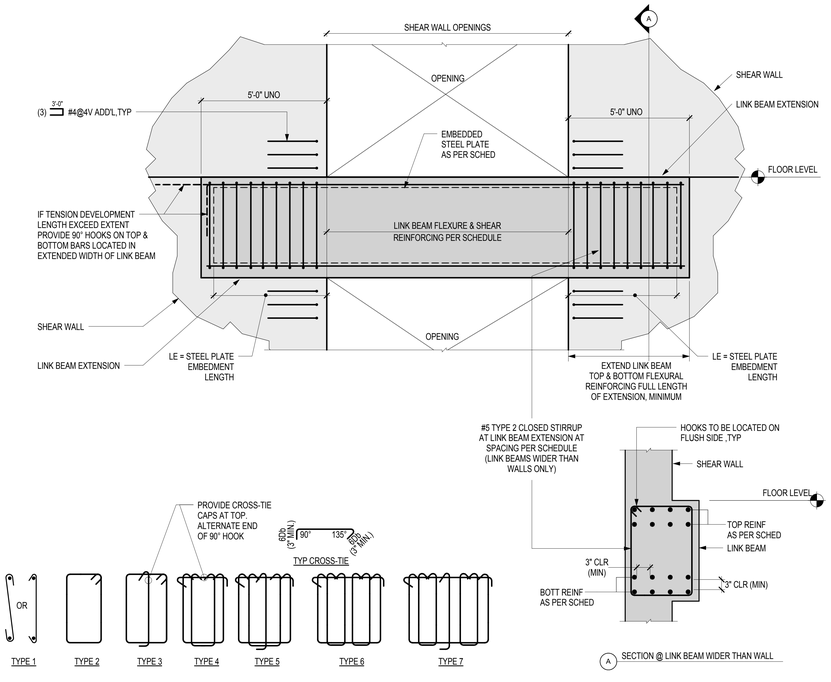

NOTE:
1. LINK BEAM DEPTH > 30" CONC, STRENGTH TO MATCH SHEAR WALL
2. LINK BEAM DEPTH ≤ 30" CONC, STRENGTH TO MATCH FLOOR SLAB

2 TYPICAL SHEAR WALL CORNER DETAIL

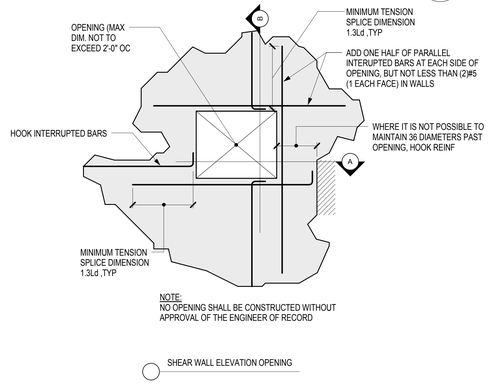

4 TYPICAL SHEAR WALL EDGE DETAIL

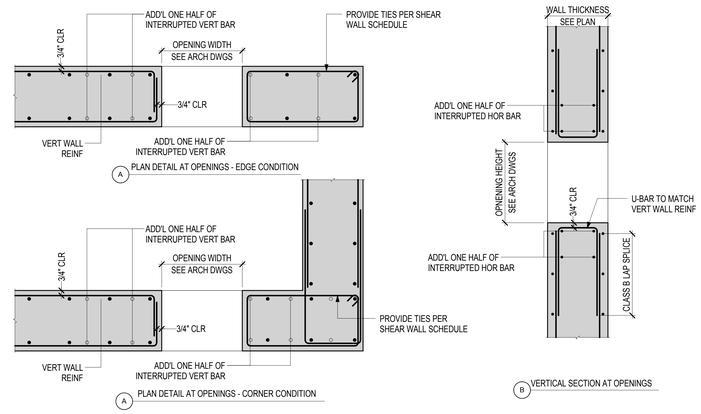

5 TYPICAL SHEARWALL MINIMUM REINFORCING AT OPENINGS

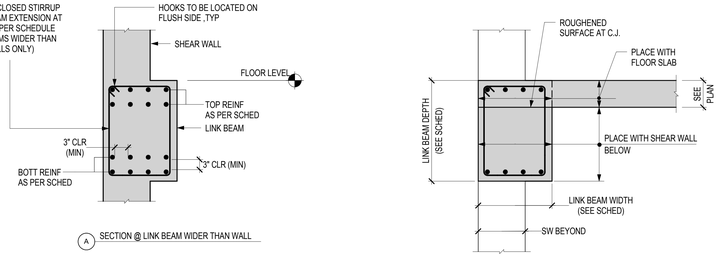

CONCRETE PLACEMENT OF LINK BEAMS

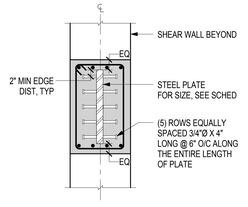

6 TYPICAL LINK BEAM ELEVATION

7 TYPICAL LINK BEAM SECTION WITH EMBEDDED STEEL PLATE

SCALE: 3/4" = 1'-0"

8 TYPICAL DETAIL FOR MEP OFFSET

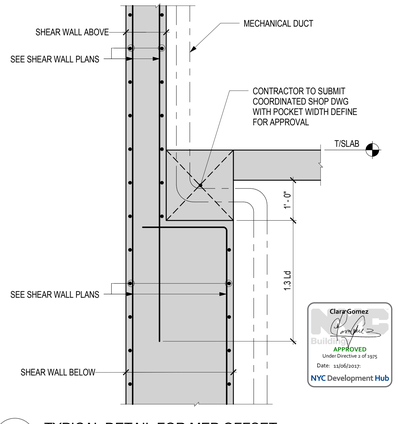

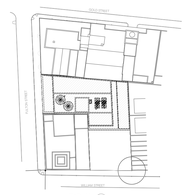

KEY PLAN

NOTES:

Number:	Date:	Revision:
15	09/22/2017	ISSUED TO DOB
14	09/06/2017	ISSUED TO TA
13	08/30/2017	ASI - LINK BEAM REVISIONS
12	06/14/2017	100% CD
11	03/31/2017	95% CD
10	01/20/2017	80% CD
9	01/06/2017	HUB SUBMISSION
8	11/11/2016	CORE AND SHELL BUY SET
7	10/19/2016	MTA APPROVAL
6	10/07/2016	CORE AND SHELL BID SET
5	09/09/2016	MTA APPROVAL
4	01/28/2016	FOUNDATION BID SET
3	01/06/2016	ISSUED TO DOB
2	06/24/2016	MTA APPROVAL
1	06/20/2016	100% DD SUBMISSION

Project:
130 WILLIAM STREET
130 WILLIAM STREET
NEW YORK, NY 10038

Client:
THE LIGHTSTONE GROUP
130 WILLIAM STREET PROPERTY OWNER LLC
460 PARK AVE, 13TH FLOOR
NEW YORK, NY 10022
(212) 616-9971

Architect:
HILL | WEST ARCHITECTS
11 BROADWAY
17TH FLOOR
NEW YORK, NY 10004
T. 212 213 8007

Creative Director
Adjaye Associates
415 Broadway, 3rd Fl.
New York, NY 10013
(212) 965-8477

Building Structures:
McNamara Salvia
62 West 45th Street, 11th Fl.
New York, NY 10036
(212) 246-5800

MEP Engineer:
Ventrop ECG, LLC
365 W 34th Street, 3rd Fl.
New York, NY 10001
(212) 244-5060

Exterior Facade Consultant:
Gilsanz Murray Steficek, LLP
129 West 27th Street, 5th Fl.
New York, NY 10001
(212) 254-0030

Landscape Architect:
Weintraub Diaz, LLC
19 New Street
Nyack, NY 10960
(845) 353-2500

Civil Engineer & Acoustic Consultant:
AKRF Engineering PC
440 Park Avenue South, 7th Fl.
New York, NY 10016
(646) 388-9829

IT & Security Consultant:
Anj Communications
133 Sunny Ridge Road
Harrison, New York 10528
(914) 967-1967

Pool Consultant:
Integrated Aquatics Engineering, Inc.
75 Shewell Ave
Doylestown, PA 18901
(215) 230-8623

Elevator Consultant:
Jenkins and Huntington
1251 Avenue of the Americas
New York, NY 10020
(212)-696-1818

DOB STAMPS & SIGNATURES:

STATE OF NEW YORK · ROBERT A. SUTTON · 093540 · LICENSED PROFESSIONAL ENGINEER

DWG TITLE:
TYPICAL SHEAR WALLS AND LINK BEAM DETAILS

NB#121192903

SEAL & SIGNATURE:

DATE: 03/31/2017
PROJECT #: 16118.00
SCALE: As indicated
DWG NO. S-920.00

DEPT OF BLDGS 121192903 Job Number
ES662971112 Scan Code

BEAM LABEL	STORY/ FLOOR	BEAM SIZE (Width x Depth)	FLEXURAL REINF TOP	FLEXURAL REINF BOTTOM	SHEAR REINF TYPE	SHEAR REINF SIZE	SHEAR REINF SPACING (IN)	SKIN REINF	REMARKS
LB1	MAIN ROOF	12 x 66	2#11	2#11	2	#4	6	#4@10 E.F.	2 Layers
LB1	59-60	12 x 30	4#9	4#9	2	#5	6	-	2 Layers
LB1	57-58	18 x 30	5#11	5#11	3	#5	6	-	2 Layers
LB1	53-56	26 x 30	9#11	9#11	3	#6	5	3#8 E.F.	2 Layers
LB1	51-52	26 x 30	8#11	8#11	4	#6	6	3#8 E.F.	2 Layers
LB1	47-50	30 x 28	8#11	8#11	5	#6	5	2#8 E.F.	2 Layers
LB1	41-46	30 x 28	9#11	9#11	5	#6	5	2#8 E.F.	2 Layers
LB1	37-40	30 x 28	9#11	9#11	5	#6	5	-	2 Layers
LB1	33-36	26 x 28	9#11	9#11	4	#6	5	-	2 Layers
LB1	29-32	28 x 28	9#11	9#11	4	#6	4	-	2 Layers
LB1	28	20 x 142	15#11	15#11	MATCH WALL TYP VERT			#6@8 HORIZ E.F.	4 Layers
LB1	24-27	40 x 28	11#11	11#11	5	#6	5	-	2 Layers
LB1	16-23	36 x 28	11#11	11#11	5	#6	5	-	2 Layers
LB1	12-15	32 x 28	10#11	10#11	5	#6	5	-	2 Layers
LB1	6-11	20 x 28	5#11	5#11	3	#5	4	-	2 Layers
LB1	5	24 x 36	8#11	8#11	3	#6	4	-	2 Layers
LB1	4	26 x 66	9#11	9#11	4	#6	5	#4@9 E.F.	2 Layers
LB1	3	26 x 36	7#11	7#11	4	#6	6	-	2 Layers
LB1	2	26 x 108	26#11	26#11	MATCH WALL TYP VERT			#10@6 HORIZ E.F.	6 Layers
LB1	1	26 x 36	7#11	7#11	4	#6	6	-	2 Layers
LB1A	59	12 x 30	4#9	4#9	2	#4	4	-	-
LB1A	57-58	18 x 30	5#11	5#11	3	#5	4	-	2 Layers, SEE DET 2/S-921
LB1A	53-56	26 x 30	9#11	9#11	4	#5	4	3#8 E.F.	2 Layers, SEE DET 2/S-921
LB1A	51-52	26 x 30	8#11	8#11	4	#5	4	3#8 E.F.	2 Layers, SEE DET 2/S-921
LB2	59-60	16 x 22	2#11	2#11	2	#4	6	-	-
LB2	57-58	16 x 22	4#11	4#11	2	#5	4	-	2 Layers
LB2	56	16 x 22	5#11	5#11	3	#5	4	-	2 Layers
LB2	54-55	22 x 22	6#11	6#11	3	#5	4	-	2 Layers
LB2	41-53	22 x 22	7#11	7#11	4	#5	4	-	2 Layers
LB2	39-40	22 x 22	6#11	6#11	3	#5	4	-	2 Layers
LB2	29-38	16 x 22	4#11	4#11	2	#5	4	-	2 Layers
LB2	22-26	16 x 22	4#11	4#11	2	#5	4	-	2 Layers
LB2	19-21	16 x 22	5#11	5#11	3	#5	4	-	2 Layers
LB2	17-18	16 x 22	6#11	6#11	3	#5	4	-	2 Layers
LB2	10-16	20 x 22	7#11	7#11	4	#5	4	-	2 Layers
LB2	8-9	16 x 22	5#11	5#11	3	#5	4	-	2 Layers
LB2	6-7	16 x 22	4#11	4#11	2	#5	4	-	2 Layers
LB3	EMR RF	12 x 48	2#7	2#7	2	#4	8	#4@10 E.F.	-
LB3	50	32 x 28	12#11	12#11	5	#5	4	2#8 E.F.	W/ PL 3"x20", LE = 4'-10" , SEE DET 1 & 5/S-921
LB3	48-49	32 x 28	12#11	12#11	5	#6	5	-	W/ PL 2"x20", LE = 4'-10" , SEE DET 1/S-921
LB3	46-47	32 x 28	10#11	10#11	5	#5	4	-	W/ PL 2"x20", LE = 4'-10" , SEE DET 1/S-921
LB3	44-45	32 x 28	8#11	8#11	3	#5	6	-	W/ PL 2"x20", LE = 4'-10" , SEE DET 1/S-921
LB3	41-43	32 x 28	11#11	11#11	5	#6	4	2#8 E.F.	2 Layers
LB3	38-40	28 x 28	10#11	10#11	4	#6	4	-	2 Layers
LB3	34-37	28 x 28	9#11	9#11	4	#6	5	-	2 Layers
LB3	29-33	28 x 28	8#11	8#11	4	#6	5	-	2 Layers
LB3	28	24 x 108	15#11	15#11	#7@6 VERT E.F.			#7@6 HORIZ E.F.	3 Layers
LB3	24-27	28 x 28	8#11	8#11	4	#5	4	-	2 Layers
LB3	22-23	28 x 28	9#11	9#11	4	#6	5	-	2 Layers
LB3	12-21	38 x 28	13#11	13#11	5	#6	4	2#8 E.F.	2 Layers
LB3	10-11	30 x 28	10#11	10#11	4	#6	4	-	2 Layers
LB3	6-9	30 x 28	9#11	9#11	4	#6	5	-	2 Layers
LB3	5	30 x 36	8#11	8#11	4	#6	5	-	2 Layers
LB3	4	36 x 66	10#11	10#11	3	#5	4	#4@9 E.F.	2 Layers
LB3	2	36 x 108	24#11	24#11	MATCH WALL TYP VERT			#8@8 HORIZ E.F.	4 Layers
LB3	1	36 x 36	8#11	8#11	3	#5	5	-	2 Layers
LB3A	2	24 x 108	6#11	6#11	MATCH WALL TYP VERT			#5@10 HORIZ E.F.	2 Layers
LB3A	1	24 x 36	4#10	4#10	2	#5	5	-	-
LB4	23-25	24 x 28	4#11	4#11	2	#5	4	-	-
LB4	20-22	24 x 28	4#11	4#11	3	#5	5	-	-
LB4	19	42 x 42	SEE NOTE 7	7#11	5	#5	5	#4@9 E.F.	SEE DET 3/S-921
LB4	17-18	42 x 42	SEE NOTE 7	5#11	4	#5	6	#4@9 E.F.	SEE DET 3/S-921
LB4	16	42 x 42	SEE NOTE 7	6#11	6	#6	5	#4@9 E.F.	SEE DET 3/S-921
LB4	14-15	42 x 42	SEE NOTE 7	6#11	6	#5	6	#4@9 E.F.	SEE DET 3/S-921
LB4	13	42 x 42	SEE NOTE 7	10#11	6	#6	4	#4@9 E.F.	2 Layers, SEE DET 3/S-921
LB4	12	24 x 28	4#11	4#11	2	#5	5	-	-
LB4	6-11	30 x 28	6#11	6#11	4	#5	4	-	2 Layers
LB4A	20-25	24 x 28	4#11	4#11	2	#5	8	-	-
LB4A	19	42 x 42	SEE NOTE 7	7#11	4	#5	5	#4@9 E.F.	SEE DET 3/S-921
LB4A	17-18	42 x 42	SEE NOTE 7	5#11	3	#4	6	#4@9 E.F.	SEE DET 3/S-921
LB5	34-40	48 x 28	14#11	14#11	6	#6	4	2#11 E.F.	2 Layers
LB5	32-33	40 x 28	12#11	12#11	6	#6	5	2#8 E.F.	2 Layers
LB5	29-31	32 x 28	8#11	8#11	5	#5	5	-	2 Layers
LB5	28	24 x 98	16#11	16#11	#7@6 VERT E.F.			#7@6 HORIZ E.F.	4 Layers
LB5	26-27	24 x 28	4#11	4#11	4	#5	5	-	-
LB5	12-25	24 x 28	6#11	6#11	4	#5	5	-	-
LB5	10-11	36 x 28	7#11	7#11	4	#5	5	-	-
LB5	8-9	36 x 28	4#10	4#10	2	#5	8	-	-
LB5	6-7	36 x 28	4#10	4#10	2	#4	12	-	-
LB5	5	36 x 36	5#11	5#11	2	#5	5	-	-
LB5	4	36 x 66	4#10	4#10	2	#4	12	#4@10 E.F.	-
LB5	3	36 x 144	4#10	4#10	MATCH WALL TYP VERT			2#7@12 HORIZ	-
LB5	2	36 x 108	8#11	8#11	MATCH WALL TYP VERT			2#7@12 HORIZ	-
LB5	1	36 x 36	4#9	4#9	2	#4	12	-	-
LB6	38-40	48 x 28	14#11	14#11	4	#4	4	2#8 E.F.	2 Layers
LB6	24-26	24 x 28	5#11	5#11	3	#5	4	-	-
LB6	22-23	24 x 28	4#11	4#11	3	#5	5	-	-
LB6	20-21	24 x 28	3#11	3#11	3	#4	5	-	-
LB6	2	36 x 108	46#11	46#11	6	#6	5	#4@9 E.F.	7 Layers
LB6	1	36 x 36	8#11	8#11	2	#4	12	-	2 Layers

NOTES:
1. SEE S-00X SERIES DRAWINGS FOR GENERAL NOTES, LEGEND AND ABBREVIATIONS.
2. SEE S-920 FOR TYPICAL LINK BEAM DETAILS.
3. ALL DIMENSIONS, REINFORCEMENT SPACING ARE IN INCHES UNO.
4. ALL EMBEDDED STEEL PLATES SHALL BE Gr.50 (Fy=50ksi) UNO.
5. FOR STUDS SIZE, EDGE DISTANCE & SPACING, SEE TYPICAL DETAIL ON S-920.
6. LE = STEEL EMBEDMENT LENGTH @ EACH SIDE OF SHEAR WALL OPENING.
7. SEE DETAIL 3/S-921

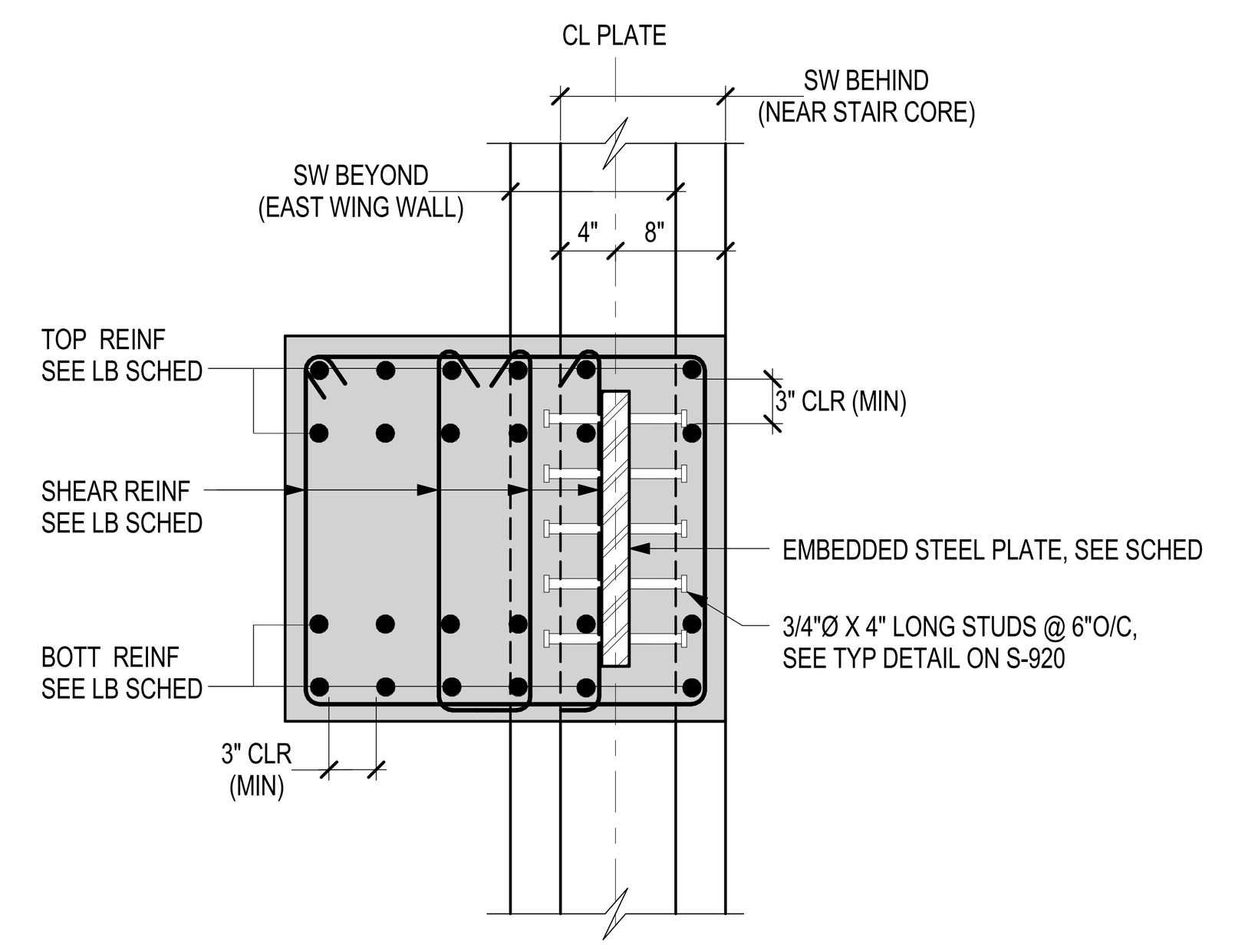

1 LB3 @ 44TH TO 50TH FLR SECTION
SCALE: 1" = 1'-0"

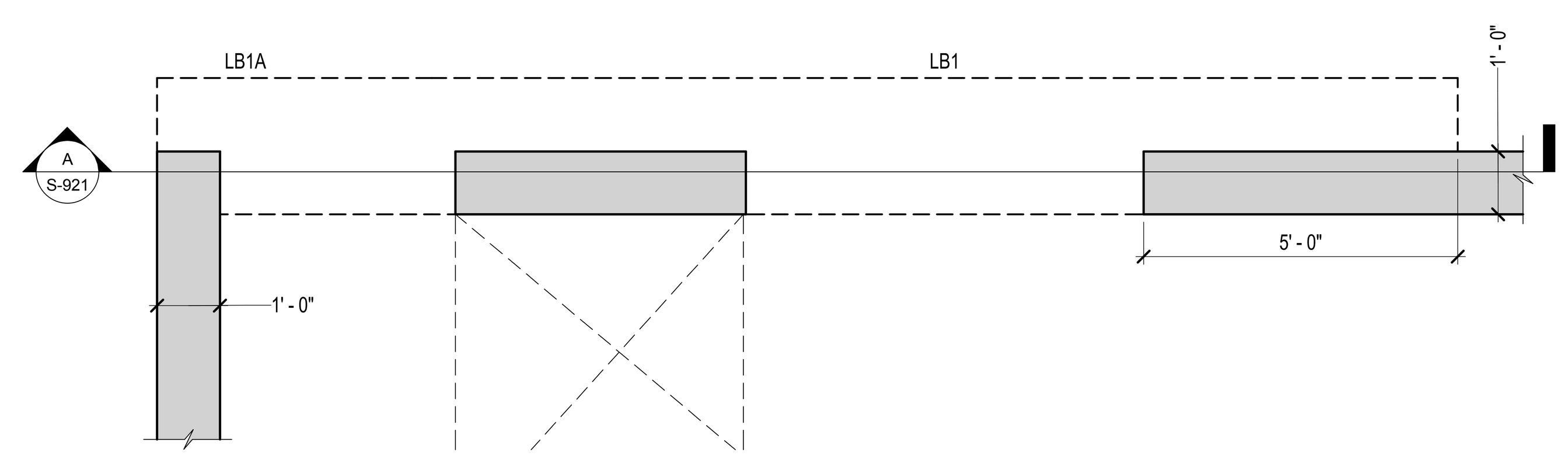

51ST - 58TH FLOOR PART PLAN
SCALE: 1/2" = 1'-0"

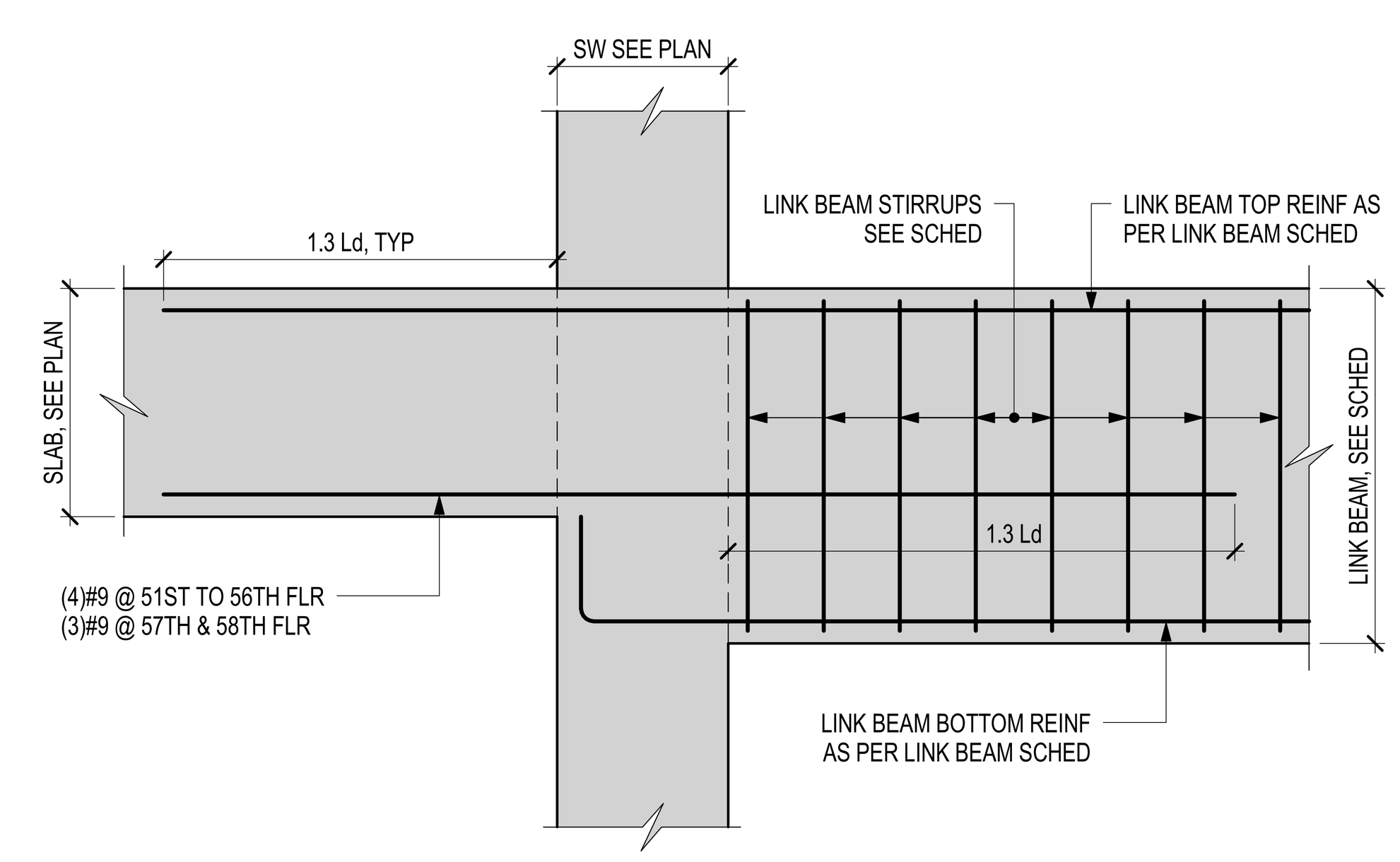

A SECTION
NOTE: SLAB REINF, SHEAR WALL REINF & LINK BEAM STIRRUPS NOT SHOWN FOR CLARITY

2 LB1 & LB1A DETAIL @ 51ST TO 59TH FLOOR

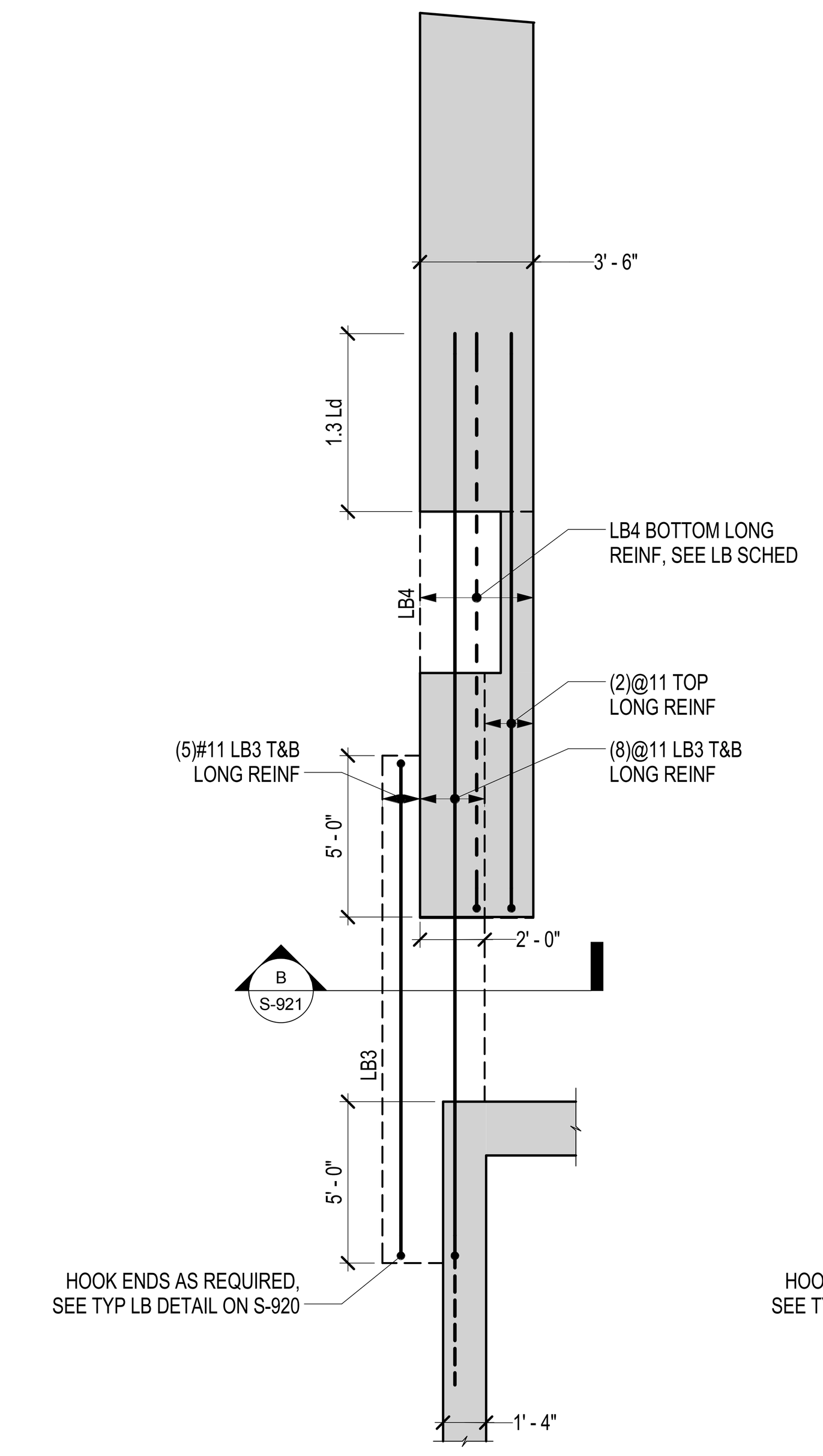

13TH TO 16TH FLOOR PART PLAN
SCALE: 1/4" = 1'-0"
NOTE: SW REINF & LB STIRRUPS NOT SHOWN FOR CLARITY

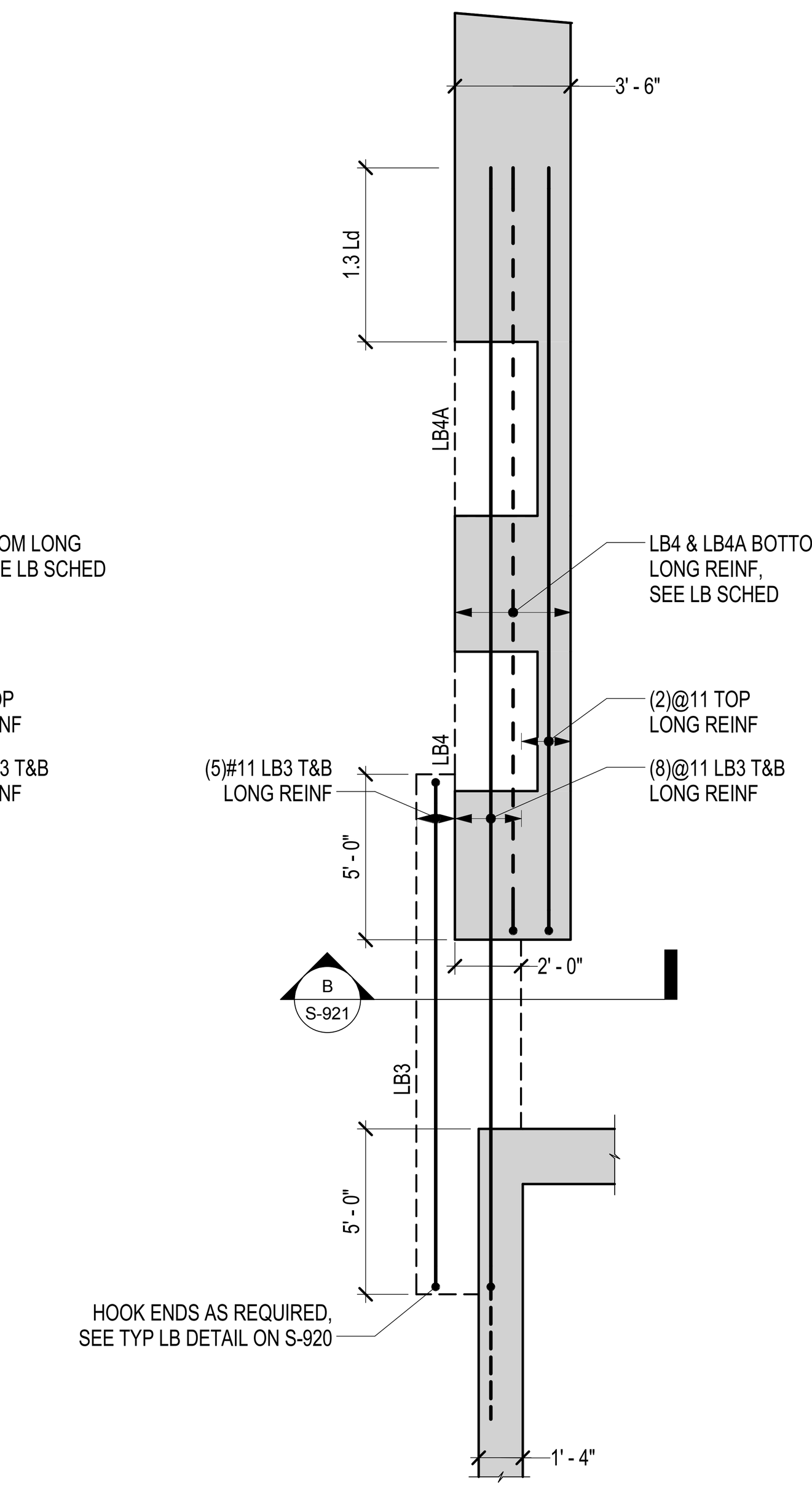

17TH TO 19TH FLOOR PART PLAN
SCALE: 1/4" = 1'-0"
NOTE: SW REINF & LB STIRRUPS NOT SHOWN FOR CLARITY

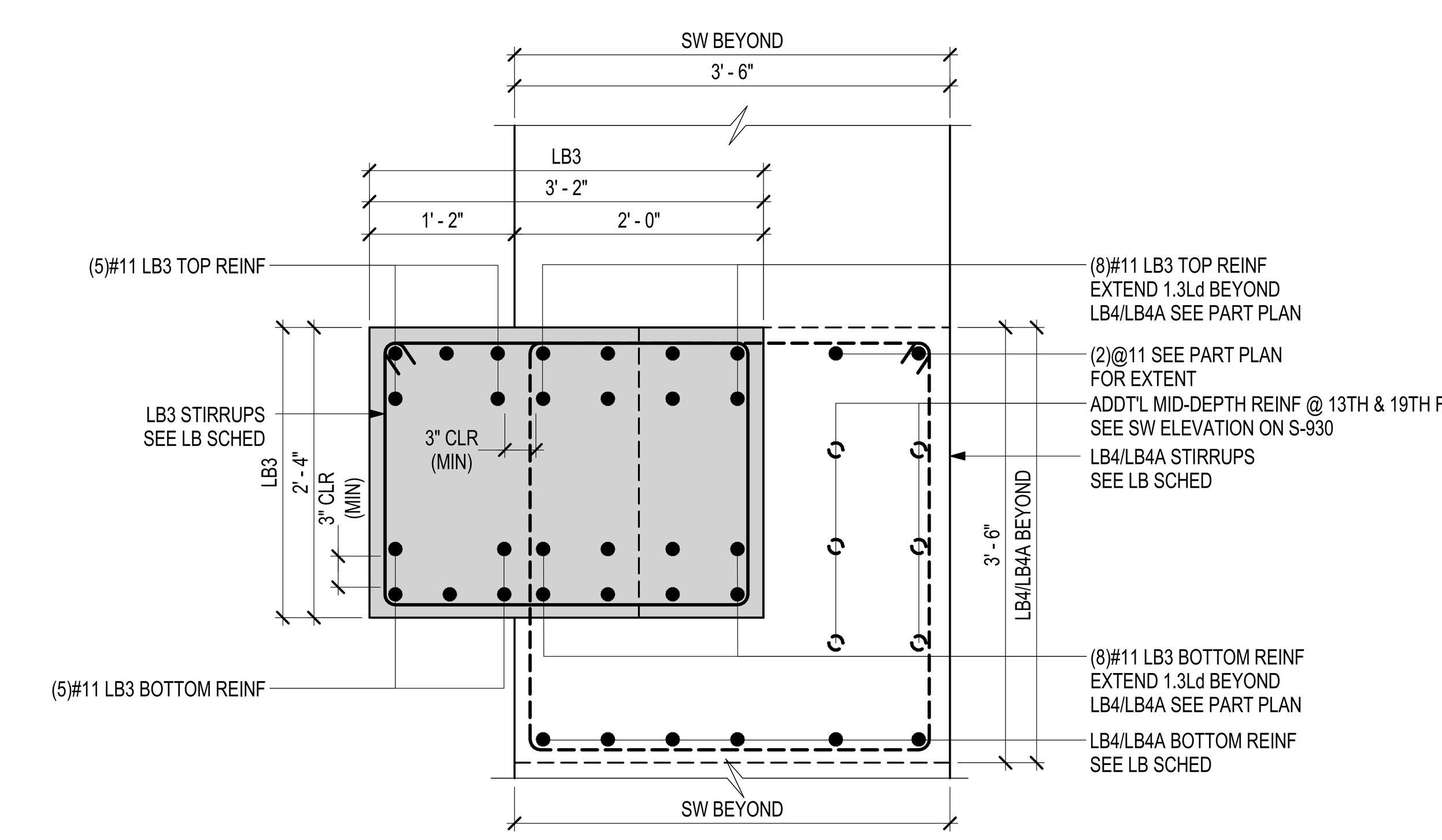

B SECTION
NOTE: SLAB & SHEAR WALL REINF NOT SHOWN FOR CLARITY

3 LB3, LB4 & LB4A DETAIL @ 13TH TO 19TH FLOOR

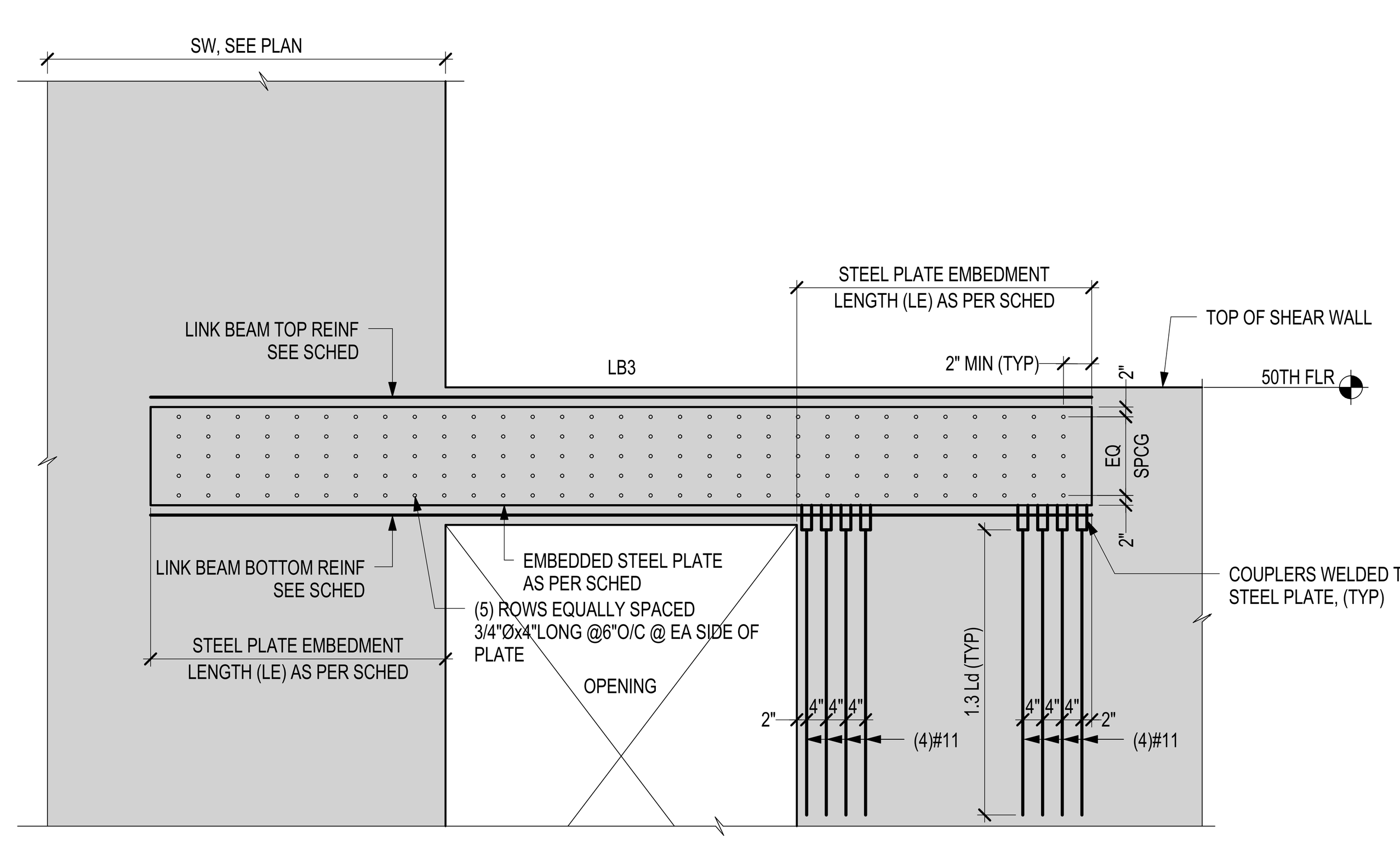

5 LB3 DETAIL @ 50TH FLOOR
SCALE: 1/2" = 1'-0"
NOTE: SHEAR WALL REINF & LINK BEAM STIRRUPS NOT SHOWN FOR CLARITY

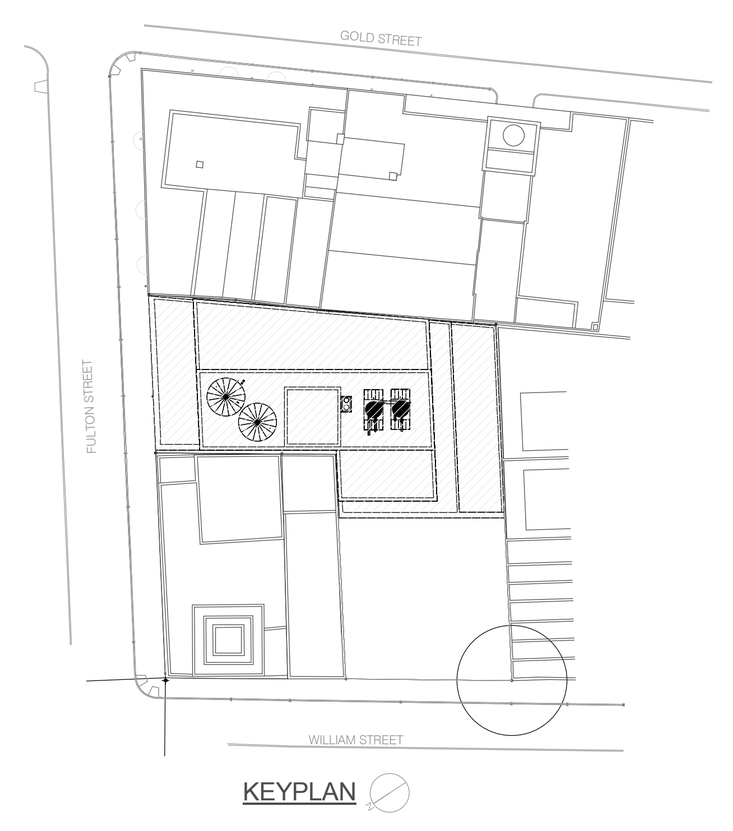

KEY PLAN

NOTES:

Number:	Date:	Revision:
8	09/22/2017	ISSUED TO DOB
7	08/30/2017	ASI – LINK BEAM REVISIONS
6	06/14/2017	100% CD
5	03/31/2017	95% CD
4	01/20/2017	80% CD
3	01/06/2017	HUB SUBMISSION
2	11/11/2016	CORE AND SHELL BUY SET
1	10/07/2016	CORE AND SHELL BID SET

Project:
130 WILLIAM STREET
130 WILLIAM STREET
NEW YORK, NY 10038

Client:
THE LIGHTSTONE GROUP
130 WILLIAM STREET PROPERTY OWNER LLC
460 PARK AVE, 13TH FLOOR
NEW YORK, NY 10022
(212) 616-9971

Architect:
HILL | WEST ARCHITECTS
11 BROADWAY
17TH FLOOR
NEW YORK, NY 10004
T. 212 213 8007

Creative Director
Adjaye Associates
415 Broadway, 3rd Fl.
New York, NY 10013
(212) 965-8477

Building Structures:
McNamara Salvia
62 West 45th Street, 11th Fl.
New York, NY 10036
(212) 246-9800

MEP Engineer:
Ventrop ECG, LLC
365 W 34th Street, 3rd Fl.
New York, NY 10001
(212) 244-5060

Exterior Facade Consultant:
Gilsanz Murray Steficek, LLP
129 West 27th Street, 5th Fl.
New York, NY 10001
(212) 254-0030

Landscape Architect:
Weintraub Diaz, LLC
19 New Street
Nyack, NY 10960
(845) 353-2500

Civil Engineer & Acoustic Consultant:
AKRF Engineering PC
440 Park Avenue South, 7th Fl.
New York, NY 10016
(646) 388-9829

IT & Security Consultant:
Anj Communications
133 Sunny Ridge Road
Harrison, New York 10528
(914) 967-1967

Pool Consultant:
Integrated Aquatics Engineering, Inc.
75 Shewell Ave
Doylestown, PA 18901
(215) 230-8623

Elevator Consultant:
Jenkins and Huntington
1251 Avenue of the Americas
New York, NY 10020
(212)-696-1818

DOB STAMPS & SIGNATURES:



Clara Gomez
APPROVED
Under Directive 2 of 1975
Date: 11/06/2017:
NYC Development Hub

DWG TITLE:
LINK BEAM SCHEDULE

NB#121192903

SEAL & SIGNATURE:
DATE: 03/31/2017
PROJECT #: 16118.00
SCALE: As indicated
S-921.00
DWG NO.

DEPT OF BLDGS 421309923 Job Number
ES1353000225 Scan Code

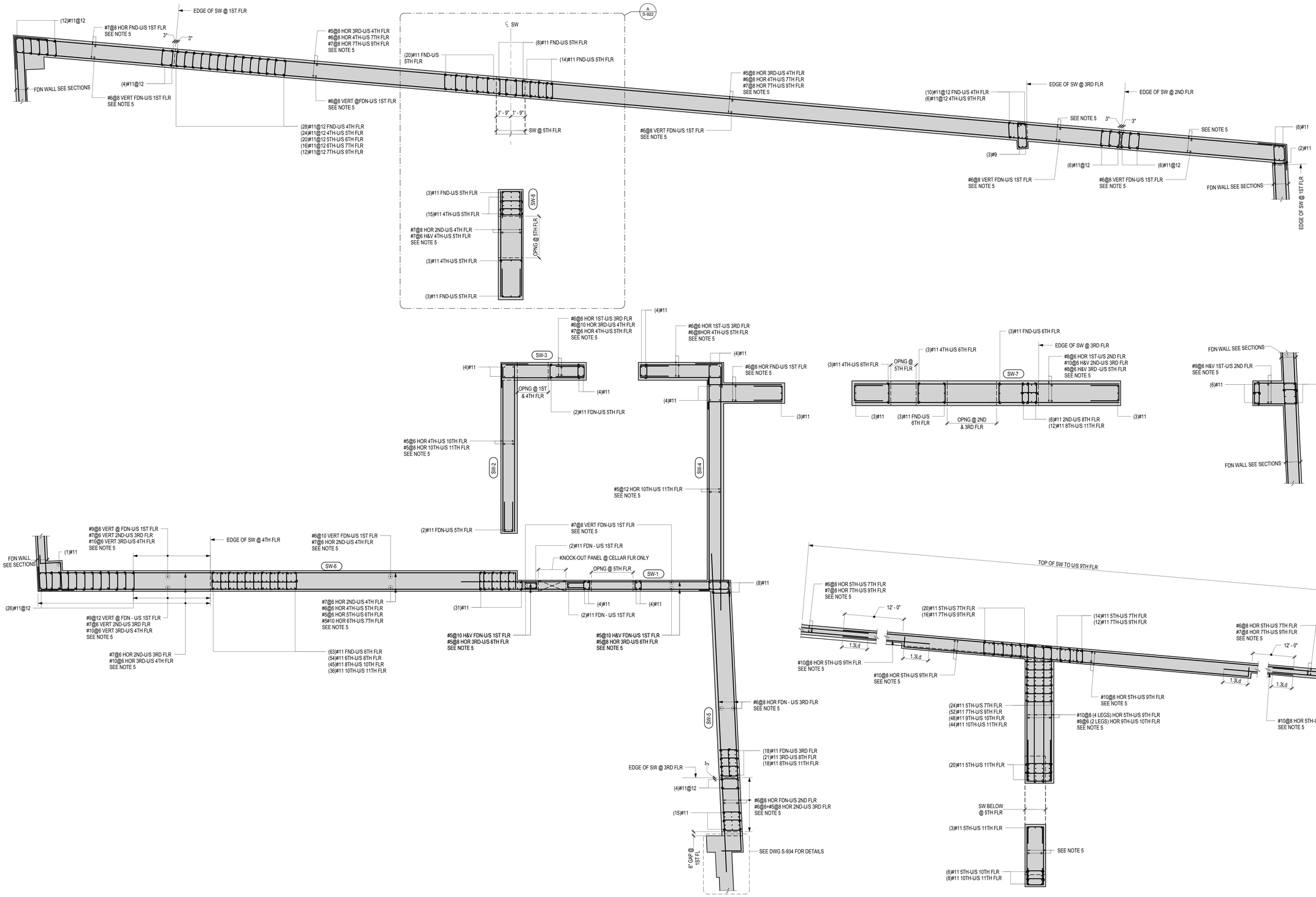

FDN - U/S 11TH FLOOR SHEAR WALL REINFORCEMENT PLAN

SCALE: 1/4" = 1'-0"

A S-922 5TH - U/S 11TH FLOOR SHEAR WALL REINFORCEMENT PART PLAN

SCALE: 1/4" = 1'-0"

1. SEE S-00X SERIES DRAWINGS FOR GENERAL NOTES, LEGEND, AND ABBREVIATIONS
2. SEE S-XXX SERIES DRAWINGS FOR SHEAR WALL DIMENSIONS
3. SEE S-920 & S921 FOR TYPICAL SHEAR WALL AND LINK BEAM DETAILS
4. ALL #14 SHEAR WALL REINF ARE GRADE 75. ALL OTHER SHEARWALL REINF ARE GRADE 60, UNO.
5. SEE TABLE OF TYPICAL MINIMUM SHEAR WALL REINFORCING ON DRAWING S-920 FOR BALANCE OF REINFORCEMENT NOT SHOWN IN PLAN
6. IF UPPER SHEAR WALL VERTICAL REINF EXCEEDS THAT OF THE LOWER SHEAR WALL REINF OR UPPER SHEAR WALL VERTICAL REINF DOES NOT LINE UP WITH LOWER VERT SHEAR WALL REINF. ADD DOWELS AS NEEDED TO MATCH UPPER SHEAR WALL REINF.
7. IF LOWER SHEAR WALL VERTICAL REINF EXCEEDS THAT OF THE UPPER SHEAR WALL VERTICAL REINF, EXTEND ALL LOWER SHEAR WALL REINF 1.3Ld FROM TOP OF SLAB.
8. SEE S-93X SERIES DRAWINGS FOR SHEAR WALL ELEVATIONS.

Clare Gomez
APPROVED
Under Directive 2 of 1975
Date: 11/06/2017
NYC Development Hub

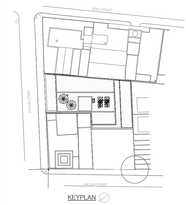

KEY PLAN

NOTES:

Number:	Date:	Revision:
14	09/22/2017	ISSUED TO DOB
13	09/06/2017	ISSUED TO TA
12	08/30/2017	ASI - LINK BEAM REVISIONS
11	06/14/2017	100% CD
10	03/31/2017	95% CD
9	01/20/2017	80% CD
8	01/06/2017	HUB SUBMISSION
7	11/11/2016	CORE AND SHELL BUY SET
6	10/19/2016	MTA APPROVAL
5	10/07/2016	CORE AND SHELL BID SET
4	09/09/2016	MTA APPROVAL
3	01/28/2016	FOUNDATION BID SET
2	01/06/2016	ISSUED TO DOB
1	06/24/2016	MTA APPROVAL

Project:
130 WILLIAM STREET
130 WILLIAM STREET
NEW YORK, NY 10038

Client:
THE LIGHTSTONE GROUP
130 WILLIAM STREET PROPERTY OWNER LLC
460 PARK AVE, 13TH FLOOR
NEW YORK, NY 10022
(212) 616-9971

Architect:
HILL | WEST ARCHITECTS
11 BROADWAY
17TH FLOOR
NEW YORK, NY 10004
T. 212 213 8007

Creative Director
Adjaye Associates
415 Broadway, 3rd Fl.
New York, NY 10013
(212) 965-8477

Building Structures:
McNamara Salvia
62 West 45th Street, 11th Fl.
New York, NY 10036
(212) 246-9800

MEP Engineer:
Ventrop ECG, LLC
365 W 34th Street, 3rd Fl.
New York, NY 10001
(212) 244-5060

Exterior Facade Consultant:
Gilsanz Murray Steficek, LLP
129 West 27th Street, 5th Fl.
New York, NY 10001
(212) 254-0030

Landscape Architect:
Weintraub Diaz, LLC
19 New Street
Nyack, NY 10960
(845) 353-2500

Civil Engineer & Acoustic Consultant:
AKRF Engineering PC
440 Park Avenue South, 7th Fl.
New York, NY 10016
(646) 388-9829

IT & Security Consultant:
Anj Communications
133 Sunny Ridge Road
Harrison, New York 10528
(914) 967-1967

Pool Consultant:
Integrated Aquatics Engineering, Inc.
75 Shewell Ave
Doylestown, PA 18901
(215) 230-8623

Elevator Consultant:
Jenkins and Huntington
1251 Avenue of the Americas
New York, NY 10020
(212)-696-1818

DOB STAMPS & SIGNATURES:

DWG TITLE:
SHEAR WALL REINFORCEMENT PLAN

NB#121192903

SEAL & SIGNATURE:

DATE:	03/31/2017
PROJECT #:	16118.00
SCALE:	1/4" = 1'-0"
DWG NO.	S-922.00

DEPT OF BLDGS 421300925 Job Number
E557525A875 Scan Code

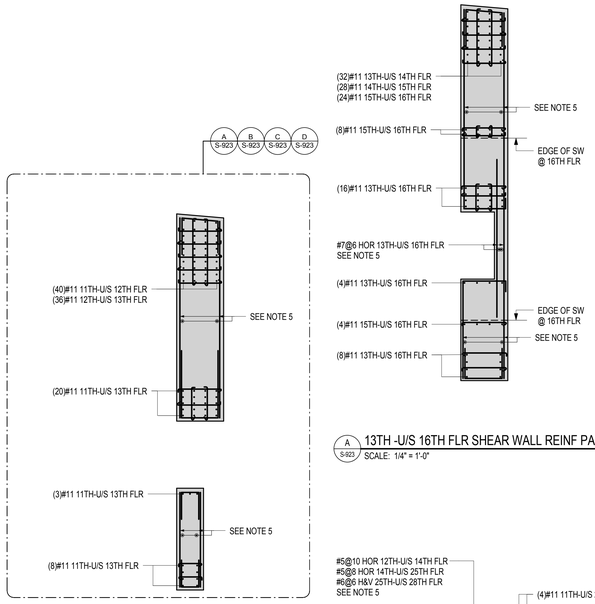

A S-923 13TH -U/S 16TH FLR SHEAR WALL REINF PART PLAN
SCALE: 1/4" = 1'-0"

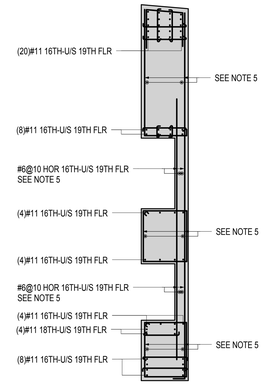

B S-923 16TH -U/S 19TH FLR SHEAR WALL REINF PART PLAN
SCALE: 1/4" = 1'-0"

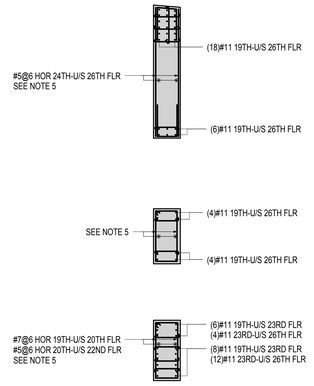

C S-923 19TH -U/S 26TH FLR SHEAR WALL REINF PART PLAN
SCALE: 1/4" = 1'-0"

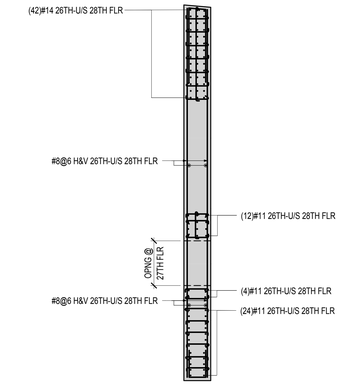

D S-923 26TH - U/S 28TH FLOOR SHEAR WALL REINF PART PLAN
SCALE: 1/4" = 1'-0"

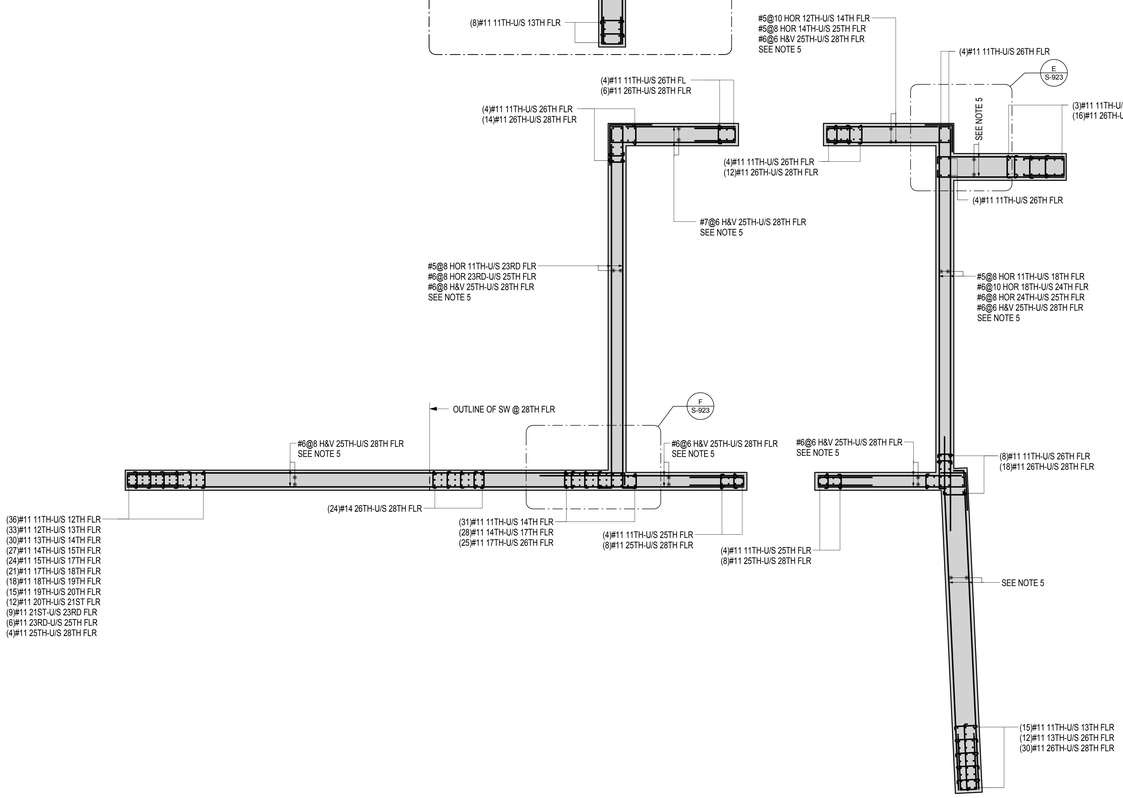

11TH - U/S 28TH FLOOR SHEAR WALL REINF PLAN
SCALE: 1/4" = 1'-0"

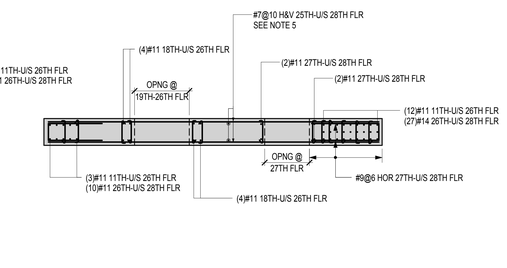

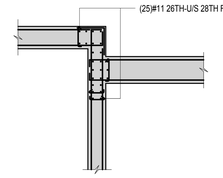

E S-923 26TH - U/S 28TH FLOOR SHEAR WALL REINF PART PLAN
SCALE: 1/4" = 1'-0"

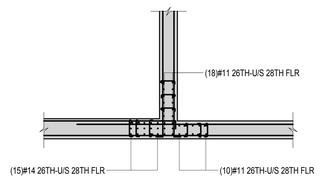

F S-923 26TH - U/S 28TH FLOOR SHEAR WALL REINF PART PLAN
SCALE: 1/4" = 1'-0"

1. SEE S-00X SERIES DRAWINGS FOR GENERAL NOTES, LEGEND, AND ABBREVIATIONS
2. SEE S-XXX SERIES DRAWINGS FOR SHEAR WALL DIMENSIONS
3. SEE S-920 & S921 FOR TYPICAL SHEAR WALL AND LINK BEAM DETAILS
4. ALL #14 SHEAR WALL REINF ARE GRADE 75. ALL OTHER SHEARWALL REINF ARE GRADE 60, UNO.
5. SEE TABLE OF TYPICAL MINIMUM SHEAR WALL REINFORCING ON DRAWING S-920 FOR BALANCE OF REINFORCEMENT NOT SHOWN IN PLAN
6. IF UPPER SHEAR WALL VERTICAL REINF EXCEEDS THAT OF THE LOWER SHEAR WALL REINF OR UPPER SHEAR WALL VERTICAL REINF DOES NOT LINE UP WITH LOWER VERT SHEAR WALL REINF, ADD DOWELS AS NEEDED TO MATCH UPPER SHEAR WALL REINF.
7. IF LOWER SHEAR WALL VERTICAL REINF EXCEEDS THAT OF THE UPPER SHEAR WALL VERTICAL REINF, EXTEND ALL LOWER SHEAR WALL REINF 1.3Ld FROM TOP OF SLAB.
8. SEE S-80X SERIES DRAWINGS FOR SHEAR WALL ELEVATIONS.

Clara Gomez
NYC Buildings
APPROVED
Under Directive 1 of 1975
Date: 11/06/2017
NYC Development Hub

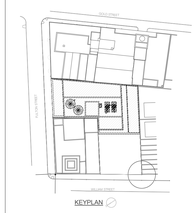

KEY PLAN

NOTES:

Number:	Date:	Revision:
9	09/22/2017	ISSUED TO DOB
8	08/30/2017	AS – LINK BEAM REVISIONS
7	06/14/2017	100% CD
6	03/31/2017	95% CD
5	01/20/2017	80% CD
4	01/06/2017	HUB SUBMISSION
3	11/11/2016	CORE AND SHELL BUY SET
2	10/07/2016	CORE AND SHELL BID SET
1	07/06/2016	ISSUED TO DOB

Project:
130 WILLIAM STREET
130 WILLIAM STREET
NEW YORK, NY 10038

Client:
THE LIGHTSTONE GROUP
130 WILLIAM STREET PROPERTY OWNER LLC
460 PARK AVE, 13TH FLOOR
NEW YORK, NY 10022
(212) 616-9971

Architect:
HILL | WEST ARCHITECTS
11 BROADWAY
17TH FLOOR
NEW YORK, NY 10004
T. 212 213 8007

Creative Director
Adjaye Associates
415 Broadway, 3rd Fl.
New York, NY 10013
(212) 965-8477

Building Structures:
McNamara Salvia
62 West 45th Street, 11th Fl.
New York, NY 10036
(212) 246-9800

MEP Engineer:
Ventrop ECG, LLC
365 W 34th Street, 3rd Fl.
New York, NY 10001
(212) 244-5060

Exterior Facade Consultant:
Gilsanz Murray Steficek, LLP
129 West 27th Street, 5th Fl.
New York, NY 10001
(212) 254-0030

Landscape Architect:
Weintraub Diaz, LLC
19 New Street
Nyack, NY 10960
(845) 353-2500

Civil Engineer & Acoustic Consultant:
AKRF Engineering PC
440 Park Avenue South, 7th Fl.
New York, NY 10016
(646) 388-9829

IT & Security Consultant:
Anj Communications
133 Sunny Ridge Road
Harrison, New York 10528
(914) 967-1967

Pool Consultant:
Integrated Aquatics Engineering, Inc.
75 Shewell Ave
Doylestown, PA 18901
(215) 230-8623

Elevator Consultant:
Jenkins and Huntington
1251 Avenue of the Americas
New York, NY 10020
(212)-696-1818

DOB STAMPS & SIGNATURES:

STATE OF NEW YORK
MARK A. SUTTON
093540
LICENSED PROFESSIONAL ENGINEER

DWG TITLE:
SHEAR WALL REINFORCEMENT PLAN

NB#121192903

SEAL & SIGNATURE:

DATE:	03/31/2017
PROJECT #:	16118.00
SCALE:	1/4" = 1'-0"
DWG NO.	S-923.00

DEPT OF BLDGS 121192903 Job Number
B39990030285 Scan Code

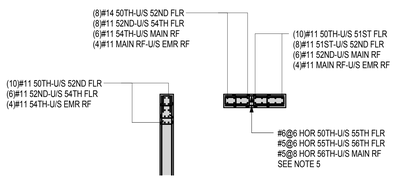

A S-924 50TH TO ROOF SHEAR WALL REINF PART PLAN
SCALE: 1/4" = 1'-0"

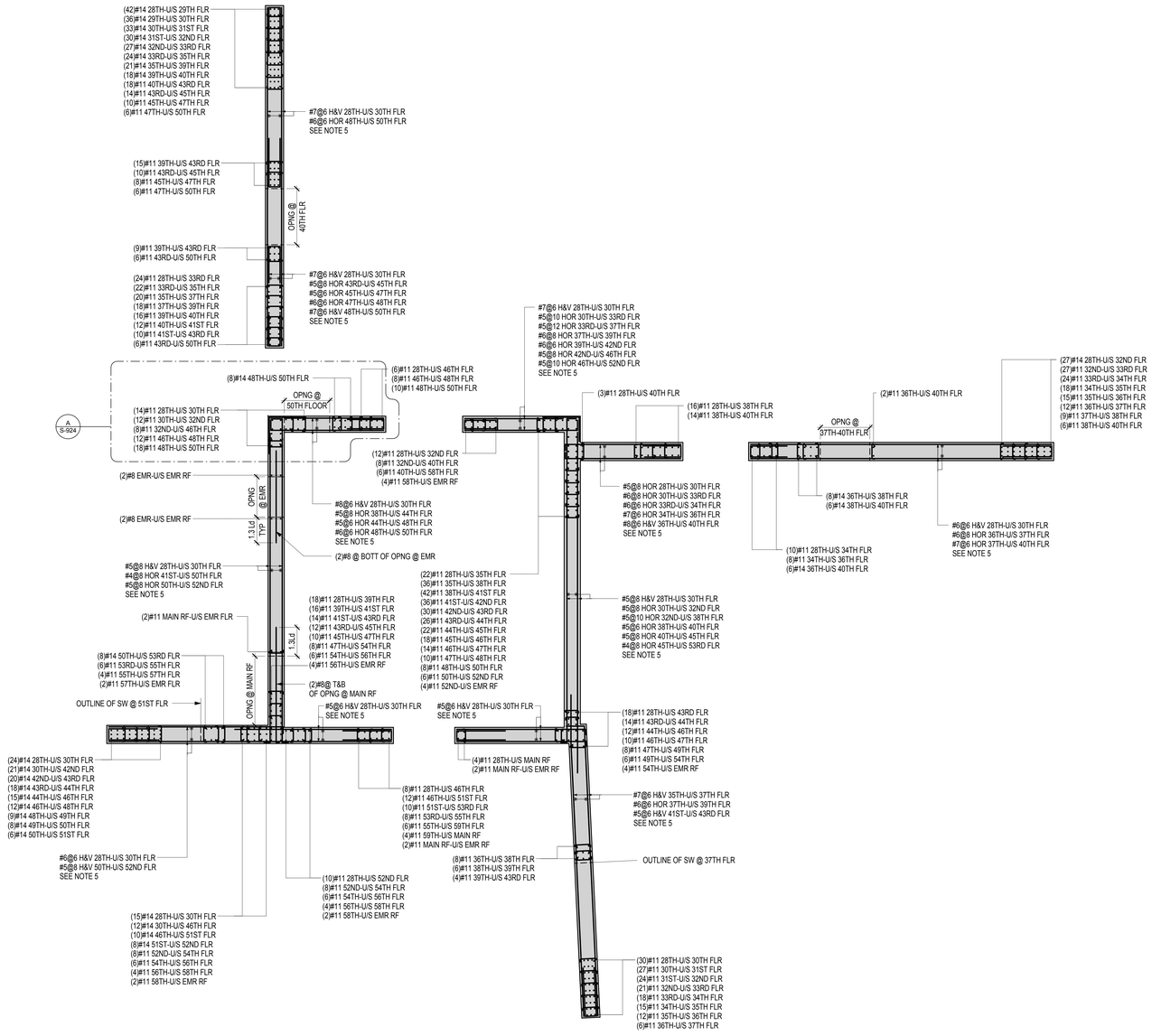

28TH FLOOR - ROOF SHEAR WALL REINFORCEMENT PLAN
SCALE: 1/4" = 1'-0"

1. SEE S-00X SERIES DRAWINGS FOR GENERAL NOTES, LEGEND, AND ABBREVIATIONS
2. SEE S-XXX SERIES DRAWINGS FOR SHEAR WALL DIMENSIONS
3. SEE S-920 & S921 FOR TYPICAL SHEAR WALL AND LINK BEAM DETAILS
4. ALL #14 SHEAR WALL REINF ARE GRADE 75. ALL OTHER SHEARWALL REINF ARE GRADE 60, UNO.
5. SEE TABLE OF TYPICAL MINIMUM SHEAR WALL REINFORCING ON DRAWING S-920 FOR BALANCE OF REINFORCEMENT NOT SHOWN IN PLAN
6. IF UPPER SHEAR WALL VERTICAL REINF EXCEEDS THAT OF THE LOWER SHEAR WALL REINF OR UPPER SHEAR WALL VERTICAL REINF DOES NOT LINE UP WITH LOWER VERT SHEAR WALL REINF, ADD DOWELS AS NEEDED TO MATCH UPPER SHEAR WALL REINF.
7. IF LOWER SHEAR WALL VERTICAL REINF EXCEEDS THAT OF THE UPPER SHEAR WALL VERTICAL REINF, EXTEND ALL LOWER SHEAR WALL REINF 1.3Ld FROM TOP OF SLAB.
8. SEE S-93X SERIES DRAWINGS FOR SHEAR WALL ELEVATIONS.

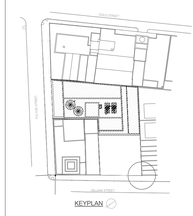

KEY PLAN

NOTES:

Number:	Date:	Revision:
8	09/22/2017	ISSUED TO DOB
7	08/30/2017	ASI - LINK BEAM REVISIONS
6	06/14/2017	100% CD
5	03/31/2017	95% CD
4	01/20/2017	80% CD
3	01/06/2017	HUB SUBMISSION
2	11/11/2016	CORE AND SHELL BUY SET
1	10/07/2016	CORE AND SHELL BID SET

Project:
130 WILLIAM STREET
130 WILLIAM STREET
NEW YORK, NY 10038

Client:
THE LIGHTSTONE GROUP
130 WILLIAM STREET PROPERTY OWNER LLC
460 PARK AVE, 13TH FLOOR
NEW YORK, NY 10022
(212) 616-9971

Architect:
HILL | WEST ARCHITECTS
11 BROADWAY
17TH FLOOR
NEW YORK, NY 10004
T. 212 213 8007

Creative Director
Adjaye Associates
415 Broadway, 3rd Fl.
New York, NY 10013
(212) 965-8477

Building Structures:
McNamara Salvia
62 West 45th Street, 11th Fl.
New York, NY 10036
(212) 246-9800

MEP Engineer:
Ventrop ECG, LLC
365 W 34th Street, 3rd Fl.
New York, NY 10001
(212) 244-5060

Exterior Facade Consultant:
Gilsanz Murray Steficek, LLP
129 West 27th Street, 5th Fl.
New York, NY 10001
(212) 254-0030

Landscape Architect:
Weintraub Diaz, LLC
19 New Street
Nyack, NY 10960
(845) 353-2500

Civil Engineer & Acoustic Consultant:
AKRF Engineering PC
440 Park Avenue South, 7th Fl.
New York, NY 10016
(646) 388-9829

IT & Security Consultant:
Anj Communications
133 Sunny Ridge Road
Harrison, New York 10528
(914) 967-1967

Pool Consultant:
Integrated Aquatics Engineering, Inc.
75 Shewell Ave
Doylestown, PA 18901
(215) 230-8623

Elevator Consultant:
Jenkins and Huntington
1251 Avenue of the Americas
New York, NY 10020
(212)-696-1818

DOB STAMPS & SIGNATURES:

DWG TITLE:
SHEAR WALL REINFORCEMENT PLAN

NB#121192903

SEAL & SIGNATURE:

DATE: 03/31/2017
PROJECT #: 16118.00
SCALE: 1/4" = 1'-0"
DWG NO. S-924.00

DEPT OF BLDGS 421300903 Job Number
B1221190860 Scan Code

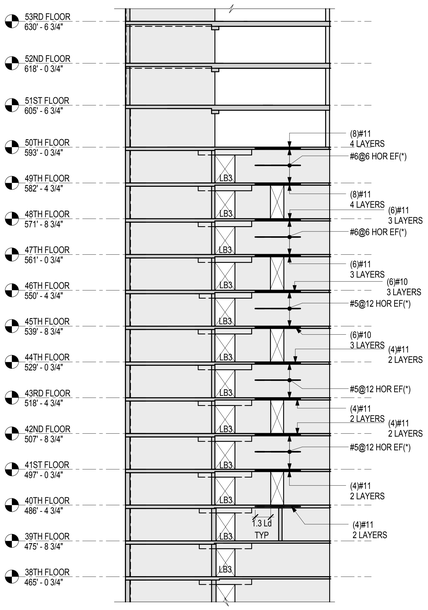

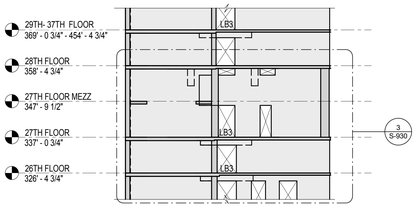

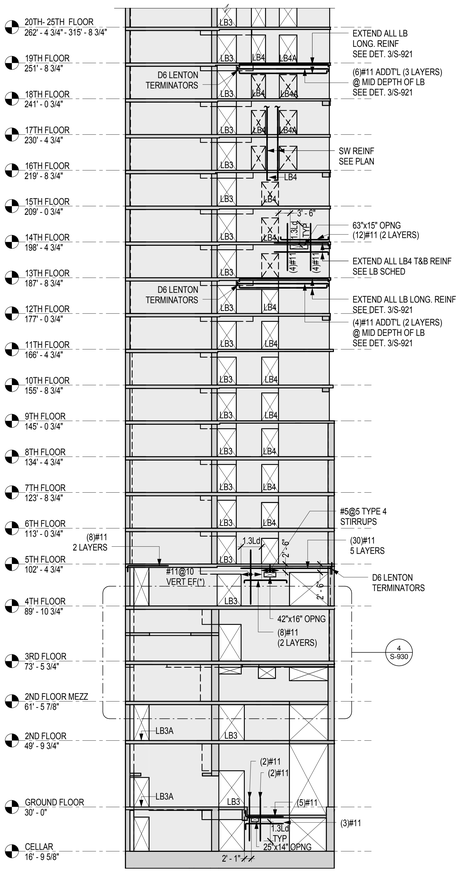

1 S-930 SHEAR WALL ELEVATION (LOOKING NORTH)
SCALE: 1/16" = 1'-0"

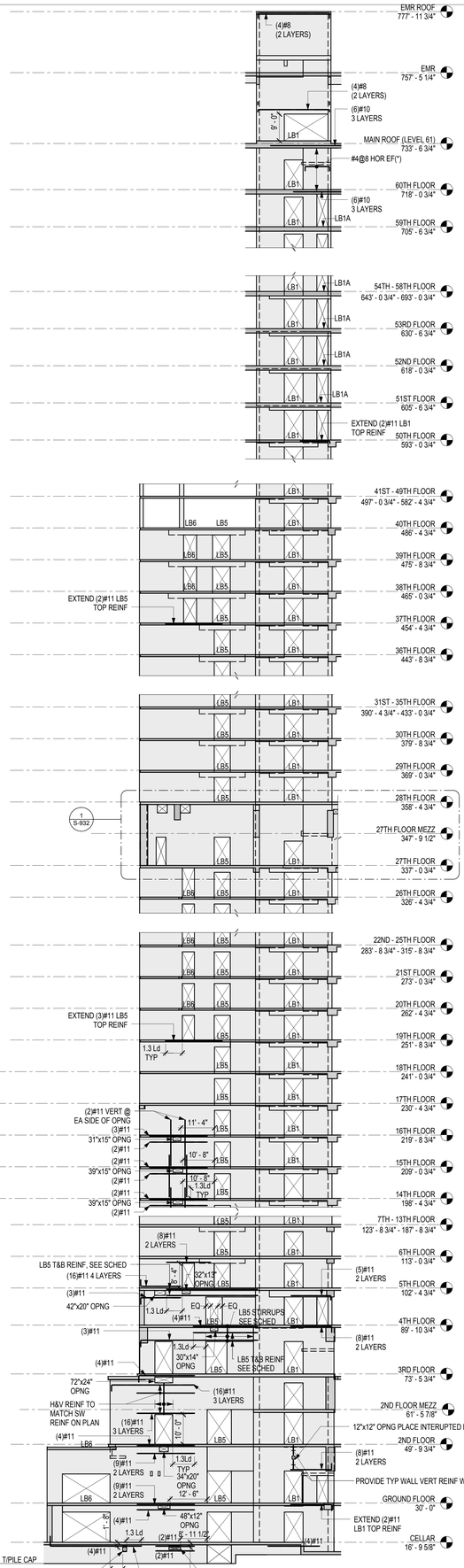

2 S-930 SHEAR WALL ELEVATION (LOOKING WEST)
SCALE: 1/16" = 1'-0"

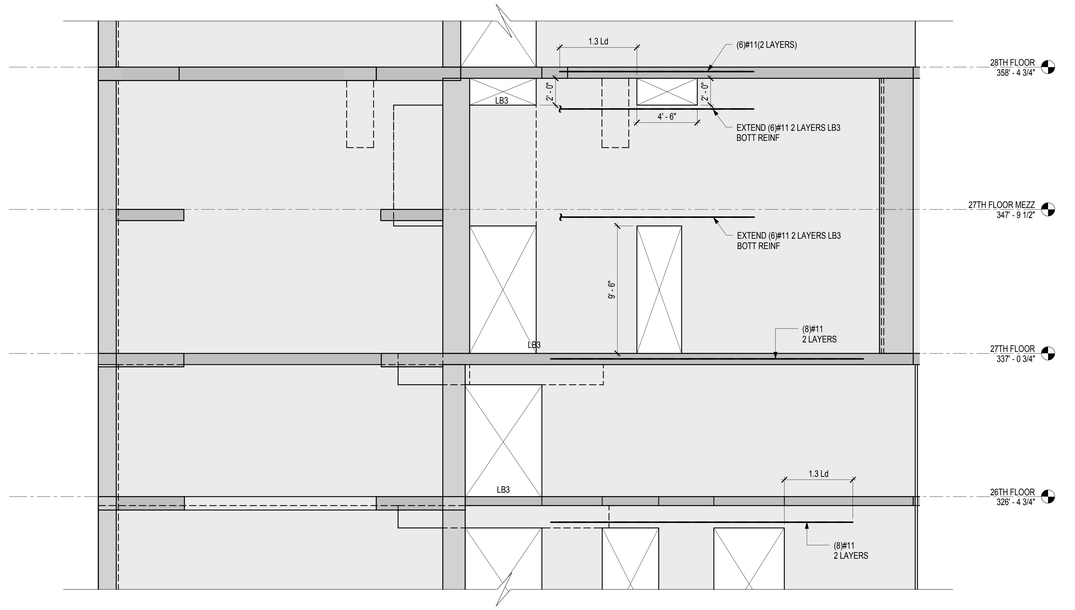

3 S-930 SHEAR WALL ELEVATION
SCALE: 1/4" = 1'-0"

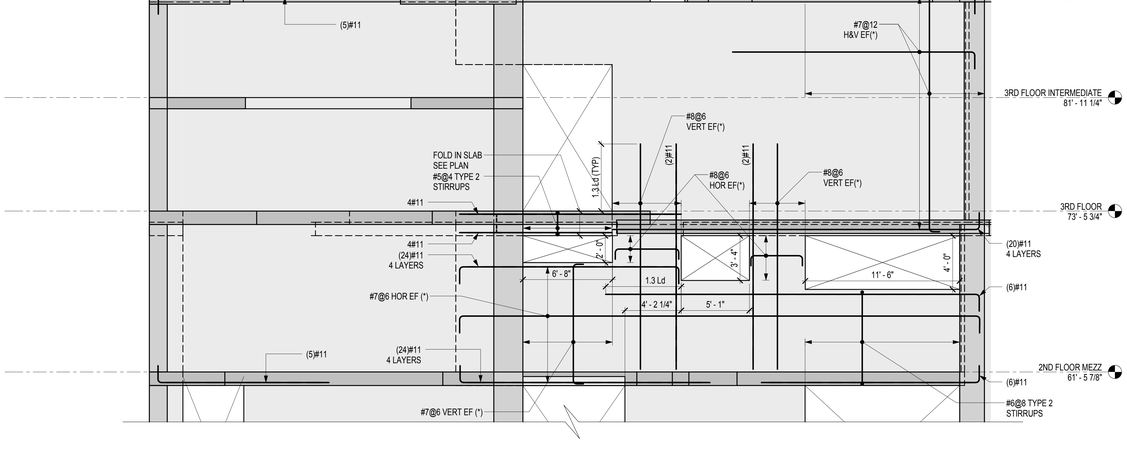

4 S-930 SHEAR WALL ELEVATION
SCALE: 1/4" = 1'-0"

NOTES:
1. FOR BALANCE OF NOTES, SEE SHEAR WALL REINF PLAN ON S-92X SERIES DWGS
2. ALL REINF SHOWN ARE IN ADDITION TO REINF SHOWN ON SHEAR WALL PLAN
3. (*) INDICATES IN LIEU OF REINF SHOWN ON SHEAR WALL PLAN
4. ADD'L REINF SHALL BE PROVIDED AROUND ALL OPENINGS IN WALLS AND LINK BEAMS, WHERE REINF IS NOT SHOWN IN ELEVATIONS, SEE S-920 TYP SHEAR WALL DETAILS.
5. (**) IN LIEU OF TYPICAL HORIZONTAL OR VERTICAL REINF

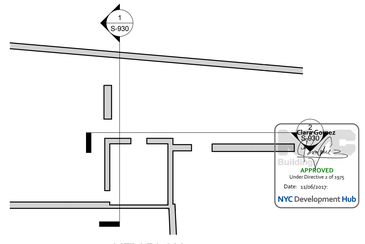

KEY PLAN

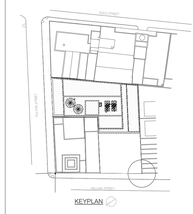

KEY PLAN

NOTES:

Number:	Date:	Revision:
14	09/22/2017	ISSUED TO DOB
13	09/06/2017	ISSUED TO TA
12	08/30/2017	ASI - LINK BEAM REVISIONS
11	08/21/2017	ASI-008
10	06/14/2017	100% CD
9	03/31/2017	95% CD
8	01/20/2017	80% CD
7	01/06/2017	HUB SUBMISSION
6	11/11/2016	CORE AND SHELL BUY SET
5	10/19/2016	MTA APPROVAL
4	10/07/2016	CORE AND SHELL BID SET
3	09/09/2016	MTA APPROVAL
2	07/06/2016	ISSUED TO DOB
1	06/24/2016	MTA APPROVAL

Project:
130 WILLIAM STREET
130 WILLIAM STREET
NEW YORK, NY 10038

Client:
THE LIGHTSTONE GROUP
130 WILLIAM STREET PROPERTY OWNER LLC
460 PARK AVE, 13TH FLOOR
NEW YORK, NY 10022
(212) 616-9971

Architect:
HILL | WEST ARCHITECTS
11 BROADWAY
17TH FLOOR
NEW YORK, NY 10004
T. 212 213 8007

Creative Director
Adjaye Associates
415 Broadway, 3rd Fl.
New York, NY 10013
(212) 965-8477

Building Structures:
McNamara Salvia
62 West 45th Street, 11th Fl.
New York, NY 10036
(212) 246-9800

MEP Engineer:
Ventrop ECG, LLC
365 W 34th Street, 3rd Fl.
New York, NY 10001
(212) 244-5060

Exterior Facade Consultant:
Gilsanz Murray Steficek, LLP
129 West 27th Street, 5th Fl.
New York, NY 10001
(212) 254-0030

Landscape Architect:
Weintraub Diaz, LLC
19 New Street
Nyack, NY 10960
(845) 353-2500

Civil Engineer & Acoustic Consultant:
AKRF Engineering PC
440 Park Avenue South, 7th Fl.
New York, NY 10016
(646) 388-9829

IT & Security Consultant:
Anj Communications
133 Sunny Ridge Road
Harrison, New York 10528
(914) 967-1967

Pool Consultant:
Integrated Aquatics Engineering, Inc.
75 Shewell Ave
Doylestown, PA 18901
(215) 230-8623

Elevator Consultant:
Jenkins and Huntington
1251 Avenue of the Americas
New York, NY 10020
(212)-696-1818

DOB STAMPS & SIGNATURES:

STATE OF NEW YORK — MARTIN A. SULLIVAN — 093540 — LICENSED PROFESSIONAL ENGINEER

DWG TITLE:
SHEAR WALL ELEVATIONS

NB#121192903

SEAL & SIGNATURE:

DATE:	03/31/2017
PROJECT #:	16118.00
SCALE:	As indicated
DWG NO.	S-930.00

DEPT OF BLDGS 121192903 Job Number
E-DOB-20172124 Scan Code

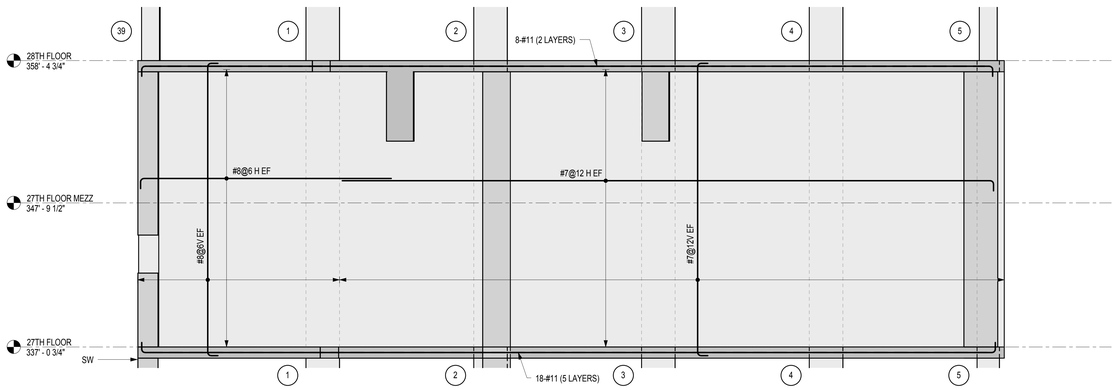

1 S-931 NORTH BELT WALL ELEVATION
SCALE: 1/4" = 1'-0"

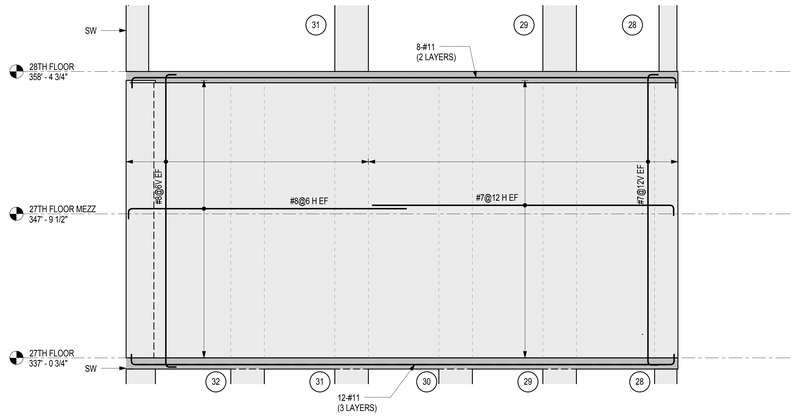

4 S-931 WEST BELT WALL ELEVATION
SCALE: 1/4" = 1'-0"

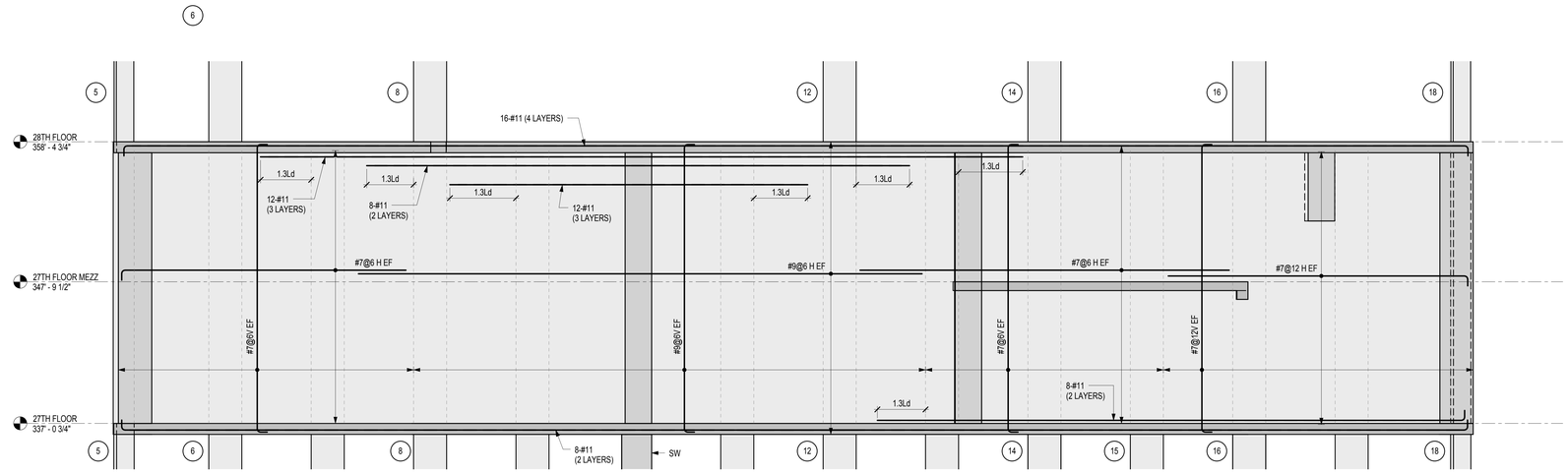

2 S-931 EAST BELT WALL ELEVATION
SCALE: 1/4" = 1'-0"

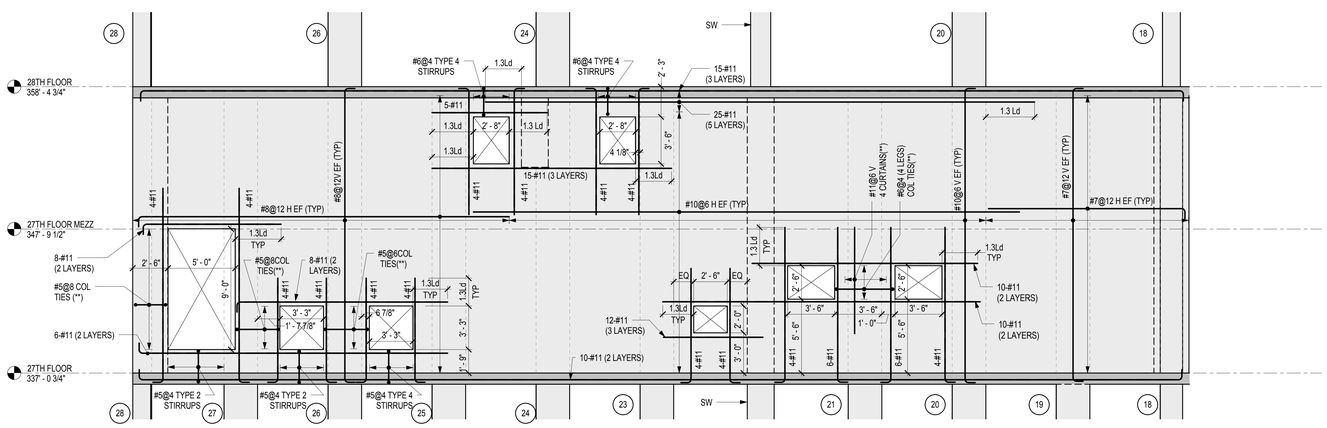

3 S-931 SOUTH BELT WALL ELEVATION
SCALE: 1/4" = 1'-0"

NOTES:
1. FOR BALANCE OF NOTES, SEE SHEAR WALL REINF PLAN ON S-92X SERIES DWGS
2. ALL REINF SHOWN ARE IN ADDITION TO REINF SHOWN ON SHEAR WALL PLAN
3. (*) INDICATES IN LIEU OF REINF SHOWN ON SHEAR WALL PLAN
4. ADD'L REINF SHALL BE PROVIDED AROUND ALL OPENINGS IN WALLS AND LINK BEAMS, WHERE REINF IS NOT SHOWN IN ELEVATIONS, SEE S-920 TYP SHEAR WALL DETAILS
5. (**) IN LIEU OF TYPICAL HORIZONTAL OR VERTICAL REINF

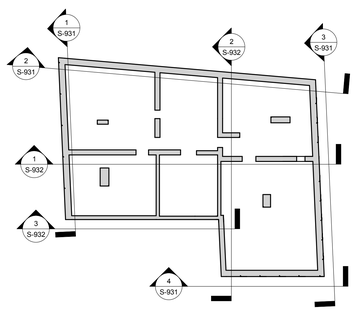

KEY PLAN

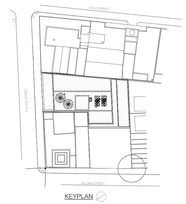

KEY PLAN

NOTES:

Number:	Date:	Revision:
7	09/22/2017	ISSUED TO DOB
6	06/14/2017	100% CD
5	03/31/2017	95% CD
4	01/20/2017	80% CD
3	01/06/2017	HUB SUBMISSION
2	11/11/2016	CORE AND SHELL BUY SET
1	10/07/2016	CORE AND SHELL BID SET

Project:
130 WILLIAM STREET
130 WILLIAM STREET
NEW YORK, NY 10038

Client:
THE LIGHTSTONE GROUP
130 WILLIAM STREET PROPERTY OWNER LLC
460 PARK AVE, 13TH FLOOR
NEW YORK, NY 10022
(212) 616-9971

Architect:
HILL | WEST ARCHITECTS
11 BROADWAY
17TH FLOOR
NEW YORK, NY 10004
T. 212 213 8007

Creative Director
Adjaye Associates
415 Broadway, 3rd Fl.
New York, NY 10013
(212) 965-8477

Building Structures:
McNamara Salvia
62 West 45th Street, 11th Fl.
New York, NY 10036
(212) 246-9800

MEP Engineer:
Ventrop ECG, LLC
365 W 34th Street, 3rd Fl.
New York, NY 10001
(212) 244-5060

Exterior Facade Consultant:
Gilsanz Murray Steficek, LLP
129 West 27th Street, 5th Fl.
New York, NY 10001
(212) 254-0030

Landscape Architect:
Weintraub Diaz, LLC
19 New Street
Nyack, NY 10960
(845) 353-2500

Civil Engineer & Acoustic Consultant:
AKRF Engineering PC
440 Park Avenue South, 7th Fl.
New York, NY 10016
(646) 388-9829

IT & Security Consultant:
Anj Communications
133 Sunny Ridge Road
Harrison, New York 10528
(914) 967-1967

Pool Consultant:
Integrated Aquatics Engineering, Inc.
75 Shewell Ave
Doylestown, PA 18901
(215) 230-8623

Elevator Consultant:
Jenkins and Huntington
1251 Avenue of the Americas
New York, NY 10020
(212)-696-1818

DOB STAMPS & SIGNATURES:

STATE OF NEW YORK — ROBERT A. SUSTINA — 093540 — LICENSED PROFESSIONAL ENGINEER

ClaraGomez — APPROVED — Under Directive 1 of 1975 — Date: 11/06/2017 — NYC Development Hub

DWG TITLE:
SHEAR WALL ELEVATIONS

NB#121192903

SEAL & SIGNATURE:

DATE:	03/31/2017
PROJECT #:	16118.00
SCALE:	As indicated
DWG NO.	S-931.00

DEPT OF BLDGS 421300925 Job Number
B2402551641 Scan Code

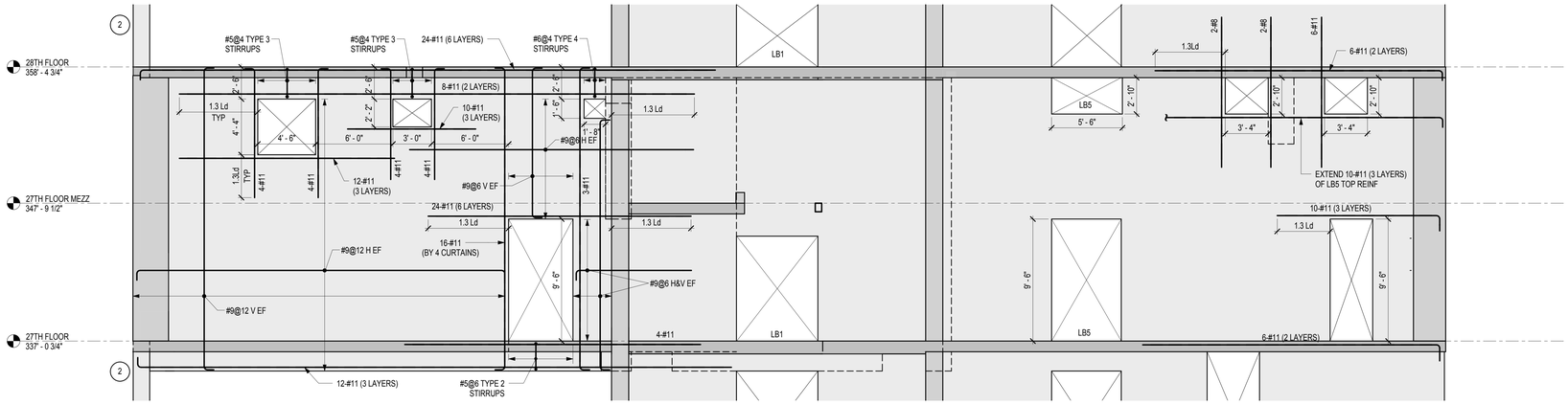

1 S-932 OUTRIGGER ELEVATION
SCALE: 1/4" = 1'-0"

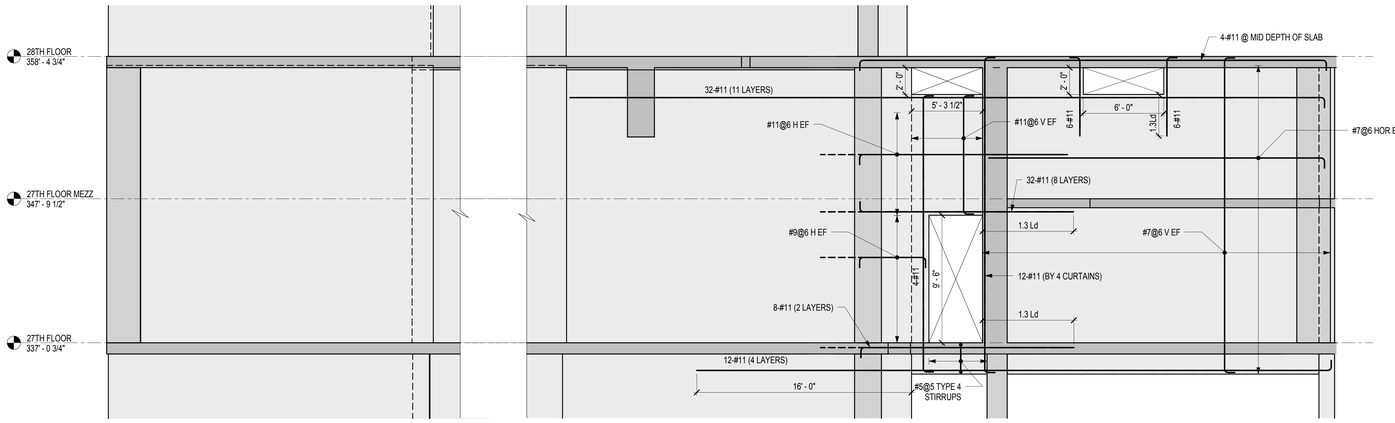

2 S-932 OUTRIGGER ELEVATION
SCALE: 1/4" = 1'-0"

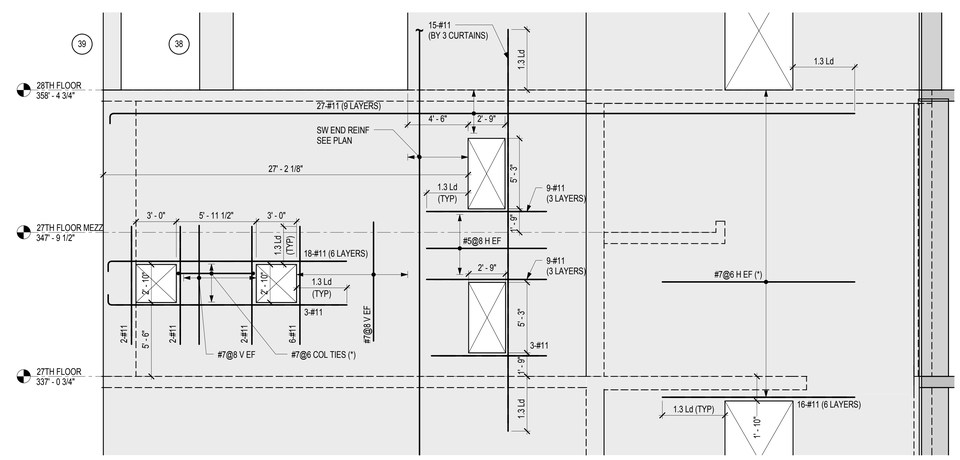

3 S-932 SHEAR WALL ELEVATION
SCALE: 1/4" = 1'-0"

NOTES:
1. FOR BALANCE OF NOTES, SEE SHEAR WALL REINF PLAN ON S-92X SERIES DWGS
2. ALL REINF SHOWN ARE IN ADDITION TO REINF SHOWN ON SHEAR WALL PLAN
3. (*) INDICATES IN LIEU OF REINF SHOWN ON SHEAR WALL PLAN
4. ADD'L REINF SHALL BE PROVIDED AROUND ALL OPENINGS IN WALLS AND LINK BEAMS, WHERE REINF IS NOT SHOWN IN ELEVATIONS, SEE S-920 TYP SHEAR WALL DETAILS.
5. (**) IN LIEU OF TYPICAL HORIZONTAL OR VERTICAL REINF

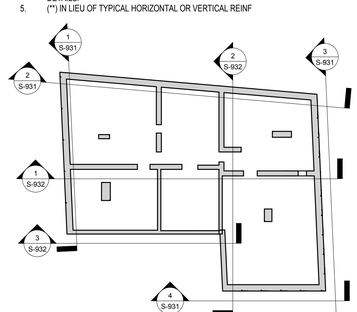

KEY PLAN

Clara Gomez
APPROVED
Under Directive 1 of 1975
Date: 11/06/2017
NYC Development Hub

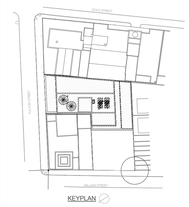

KEY PLAN

NOTES:

Number:	Date:	Revision:
7	09/22/2017	ISSUED TO DOB
6	06/14/2017	100% CD
5	03/31/2017	95% CD
4	01/20/2017	80% CD
3	01/06/2017	HUB SUBMISSION
2	11/11/2016	CORE AND SHELL BUY SET
1	10/07/2016	CORE AND SHELL BID SET

Project:
130 WILLIAM STREET
130 WILLIAM STREET
NEW YORK, NY 10038

Client:
THE LIGHTSTONE GROUP
130 WILLIAM STREET PROPERTY OWNER LLC
460 PARK AVE, 13TH FLOOR
NEW YORK, NY 10022
(212) 616-9971

Architect:
HILL | WEST ARCHITECTS
11 BROADWAY
17TH FLOOR
NEW YORK, NY 10004
T. 212 213 8007

Creative Director
Adjaye Associates
415 Broadway, 3rd Fl.
New York, NY 10013
(212) 965-8477

Building Structures:
McNamara Salvia
62 West 45th Street, 11th Fl.
New York, NY 10036
(212) 246-9800

MEP Engineer:
Ventrop ECG, LLC
365 W 34th Street, 3rd Fl.
New York, NY 10001
(212) 244-5060

Exterior Facade Consultant:
Gilsanz Murray Steficek, LLP
129 West 27th Street, 5th Fl.
New York, NY 10001
(212) 254-0030

Landscape Architect:
Weintraub Diaz, LLC
19 New Street
Nyack, NY 10960
(845) 353-2500

Civil Engineer & Acoustic Consultant:
AKRF Engineering PC
440 Park Avenue South, 7th Fl.
New York, NY 10016
(646) 388-9829

IT & Security Consultant:
Anj Communications
133 Sunny Ridge Road
Harrison, New York 10528
(914) 967-1967

Pool Consultant:
Integrated Aquatics Engineering, Inc.
75 Shewell Ave
Doylestown, PA 18901
(215) 230-8623

Elevator Consultant:
Jenkins and Huntington
1251 Avenue of the Americas
New York, NY 10020
(212)-696-1818

DOB STAMPS & SIGNATURES:

DWG TITLE:
SHEAR WALL ELEVATIONS

NB#121192903

SEAL & SIGNATURE:

DATE:	03/31/2017
PROJECT #:	16118.00
SCALE:	As indicated
DWG NO.	S-932.00

DEPT OF BLDGS 121192903 Job Number
E5535653X4S3 Scan Code

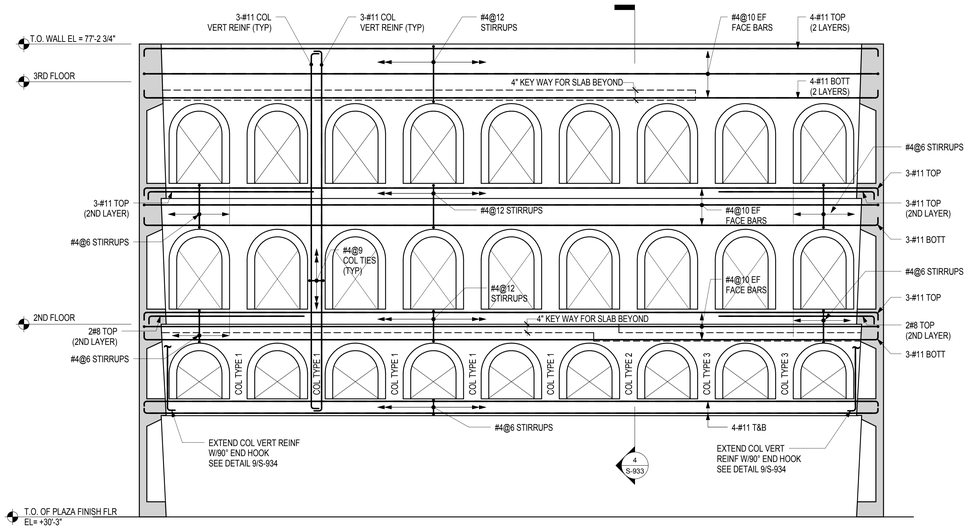

1 S-933 WEST PLAZA WALL ELEVATION

SCALE: 3/16" = 1'-0"

NOTE:
1. CONCRETE STRENGTH f'c=12,000 psi

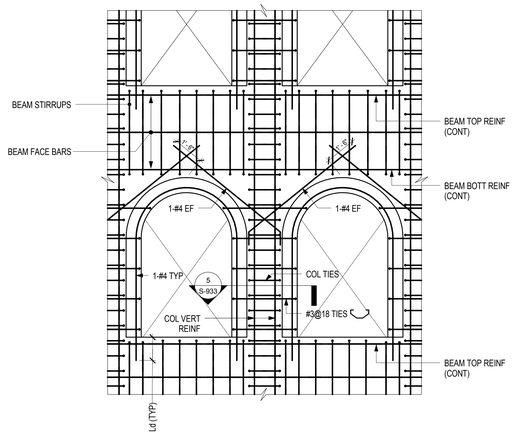

2 S-933 WEST PLAZA WALL ELEVATION TYPICAL DETAIL

SCALE: 3/8" = 1'-0"

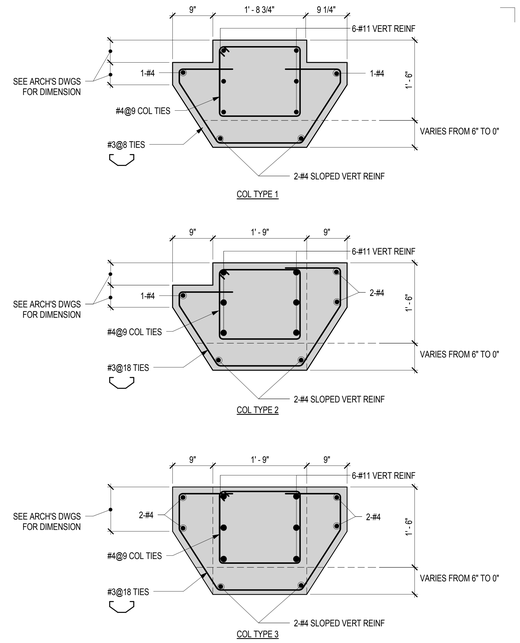

5 S-933 SECTION

SCALE: 1" = 1'-0"

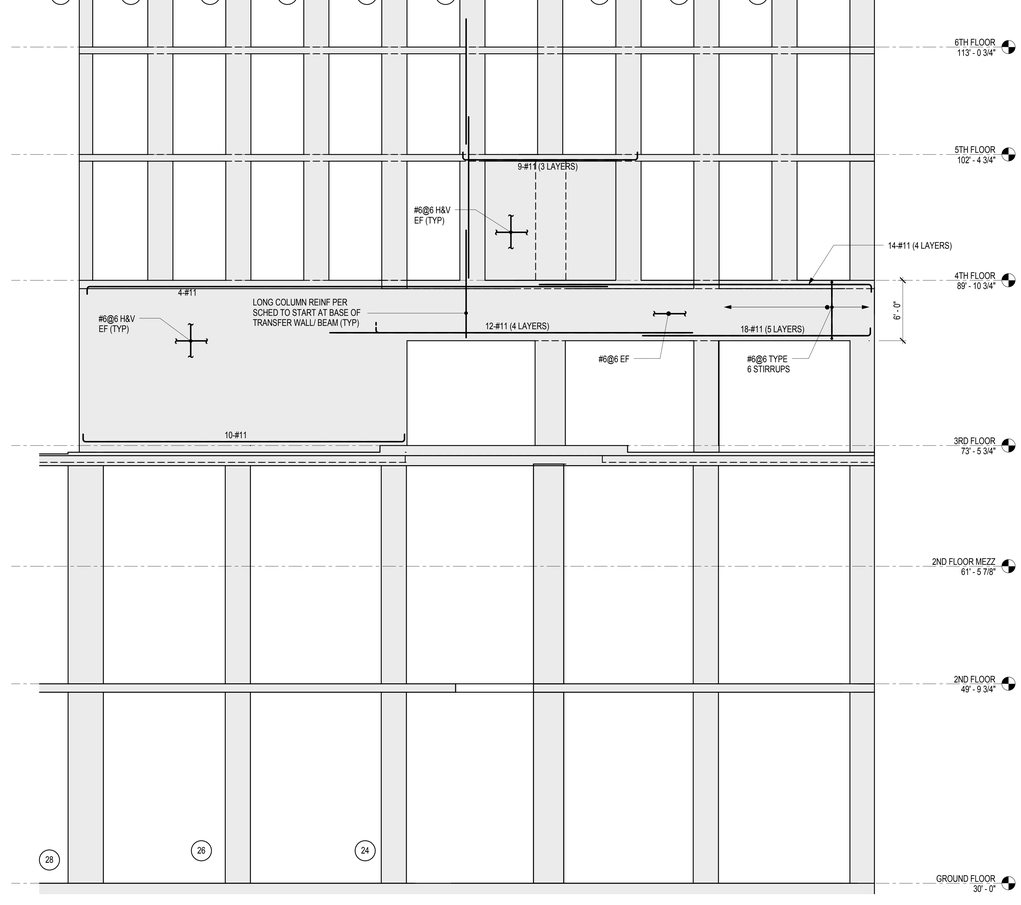

3 S-933 SOUTH ELEVATION

SCALE: 3/16" = 1'-0"

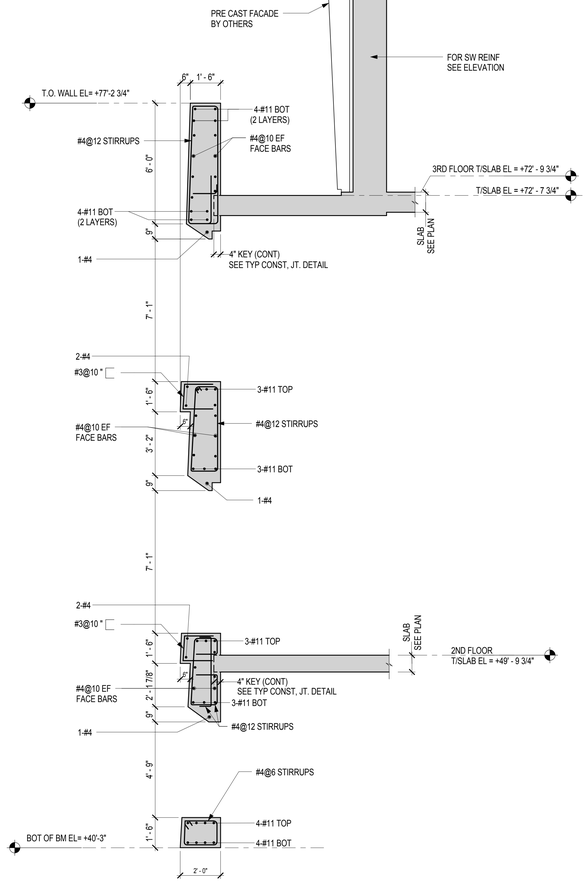

4 S-933 WEST PLAZA WALL SECTION

SCALE: 3/8" = 1'-0"

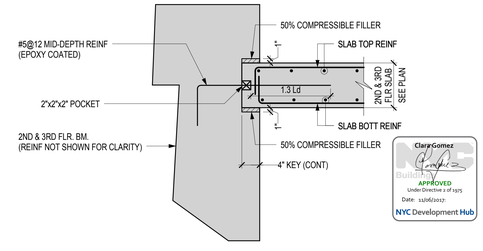

6 S-933 TYPICAL BEAM-SLAB CONSTRUCTION JOINT DETAIL

SCALE: 1" = 1'-0"

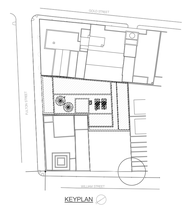

KEY PLAN

NOTES:

Number:	Date:	Revision:
9	09/22/2017	ISSUED TO DOB
8	08/03/2017	ISSUED TO DOB REV 1
7	06/14/2017	100% CD
6	03/31/2017	95% CD
5	01/20/2017	80% CD
4	01/06/2017	HUB SUBMISSION
3	11/11/2016	CORE AND SHELL BUY SET
2	10/07/2016	CORE AND SHELL BID SET
1	06/20/2016	100% DD SUBMISSION

Project:
130 WILLIAM STREET
130 WILLIAM STREET
NEW YORK, NY 10038

Client:
THE LIGHTSTONE GROUP
130 WILLIAM STREET PROPERTY OWNER LLC
460 PARK AVE. 13TH FLOOR
NEW YORK, NY 10022
(212) 616-9971

Architect:
HILL | WEST ARCHITECTS
11 BROADWAY
17TH FLOOR
NEW YORK, NY 10004
T. 212 213 8007

Creative Director
Adjaye Associates
415 Broadway, 3rd Fl.
New York, NY 10013
(212) 965-8477

Building Structures:
McNamara Salvia
62 West 45th Street, 11th Fl.
New York, NY 10036
(212) 246-9800

MEP Engineer:
Ventrop ECG, LLC
365 W 34th Street, 3rd Fl.
New York, NY 10001
(212) 244-5060

Exterior Facade Consultant:
Gilsanz Murray Steficek, LLP
129 West 27th Street, 5th Fl.
New York, NY 10001
(212) 254-0030

Landscape Architect:
Weintraub Diaz, LLC
19 New Street
Nyack, NY 10960
(845) 353-2500

Civil Engineer & Acoustic Consultant:
AKRF Engineering PC
440 Park Avenue South, 7th Fl.
New York, NY 10016
(646) 388-9829

IT & Security Consultant:
Anj Communications
133 Sunny Ridge Road
Harrison, New York 10528
(914) 967-1967

Pool Consultant:
Integrated Aquatics Engineering, Inc.
75 Shewell Ave
Doylestown, PA 18901
(215) 230-8623

Elevator Consultant:
Jenkins and Huntington
1251 Avenue of the Americas
New York, NY 10020
(212)-696-1818

DOB STAMPS & SIGNATURES:

DWG TITLE:
ELEVATIONS

NB#121192903

SEAL & SIGNATURE:

DATE:	03/31/2017
PROJECT #:	16118.00
SCALE:	As indicated
DWG NO.	S-933.00

Clare Gomez
NYS Building Code
APPROVED
Under Directive 1 of 1975
Date: 11/06/2017
NYC Development Hub

DEPT OF BLDGS 121192903 Job Number
Scan Code

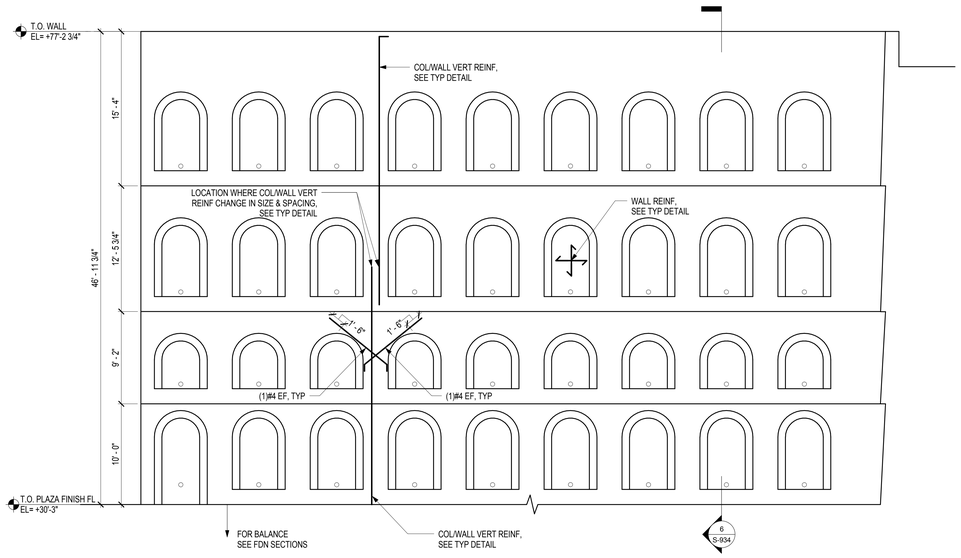

1 S-934 NORTH PLAZA WALL ELEVATION
SCALE: 3/16" = 1'-0"

NOTE:
1. CONCRETE STRENGTH f'c=12,000 psi

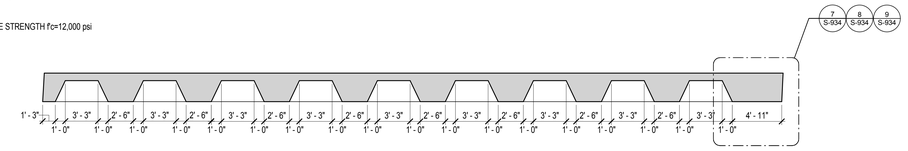

2 S-934 NORTH PLAZA WALL PLAN
SCALE: 3/16" = 1'-0"

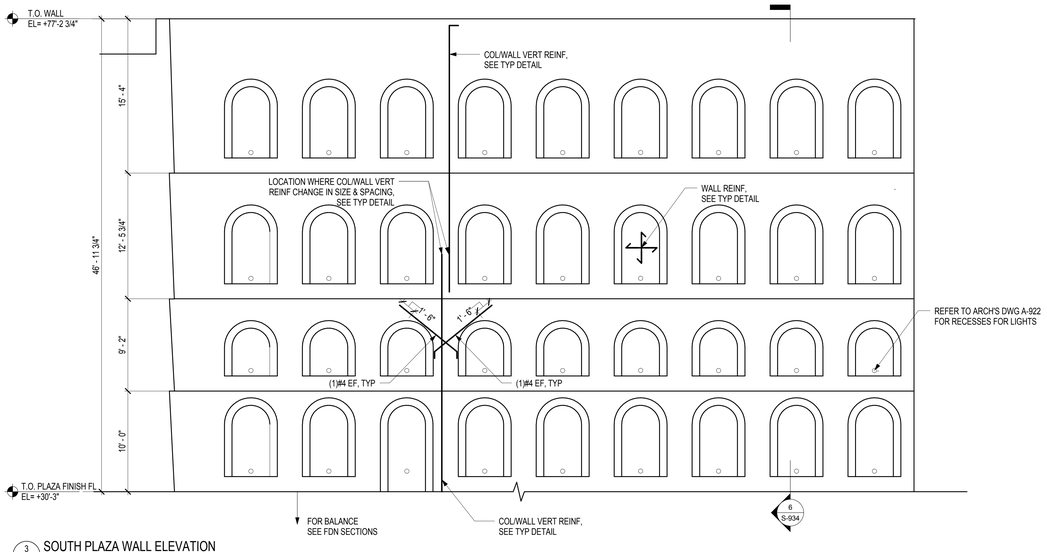

3 S-934 SOUTH PLAZA WALL ELEVATION
SCALE: 3/16" = 1'-0"

NOTE:
1. CONCRETE STRENGTH f'c=12,000 psi

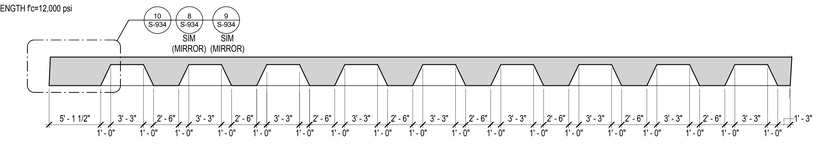

4 S-934 SOUTH PLAZA WALL PLAN
SCALE: 3/16" = 1'-0"

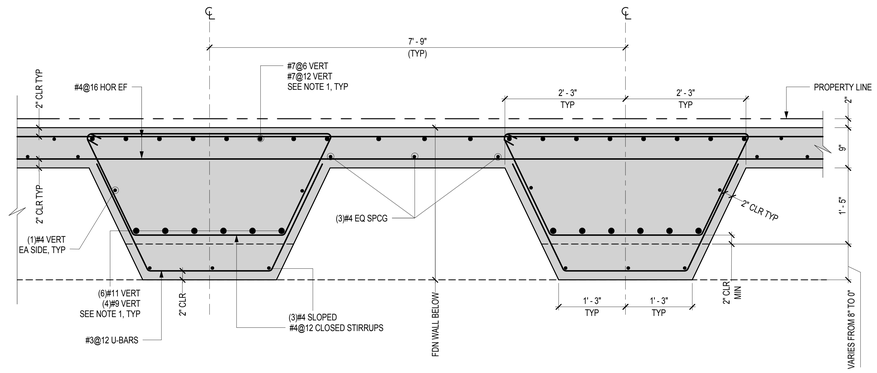

5 S-934 TYPICAL COL / WALL DETAIL
SCALE: 1" = 1'-0"

NOTE:
1. SEE WALL ELEVATION FOR LOCATION WHERE COLUMN / WALL VERTICAL REINF CHANGE SIZE,QUANTITY OR SPACING

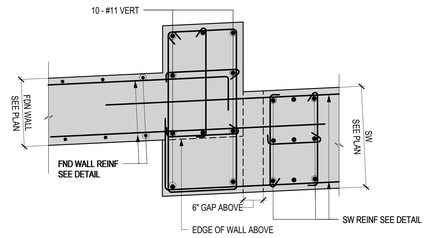

7 S-934 NORTH PLAZA WALL END DETAIL @ FDN TO U/S 1ST FLR
SCALE: 3/4" = 1'-0"

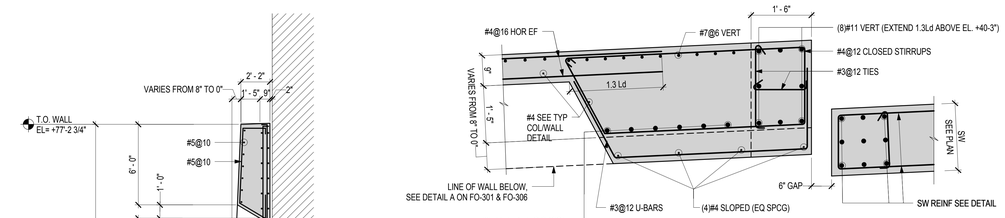

8 S-934 NORTH PLAZA WALL END DETAIL FROM EL.=+30'-3" TO EL. 40'-3"
SCALE: 3/4" = 1'-0"

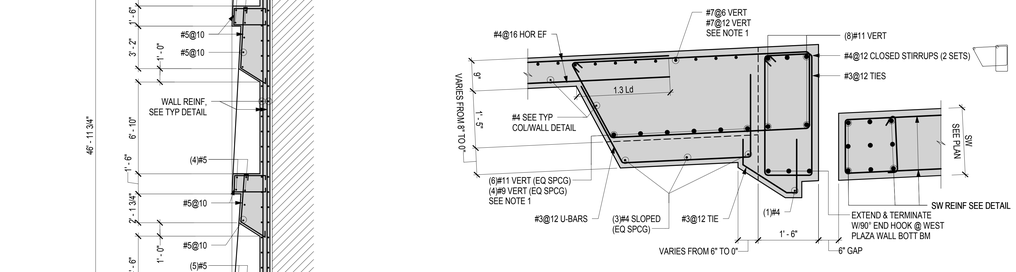

9 S-934 NORTH PLAZA WALL END DETAIL @ EL.=+40'-3" TO TOP OF WALL
SCALE: 3/4" = 1'-0"

NOTE:
1. SEE WALL ELEVATION FOR LOCATION WHERE COLUMN / WALL VERTICAL REINF CHANGE SIZE, QUANTITY OR SPACING

10 S-934 SOUTH PLAZA WALL END DETAIL @ FDN TO U/S 1ST FLR
SCALE: 3/4" = 1'-0"

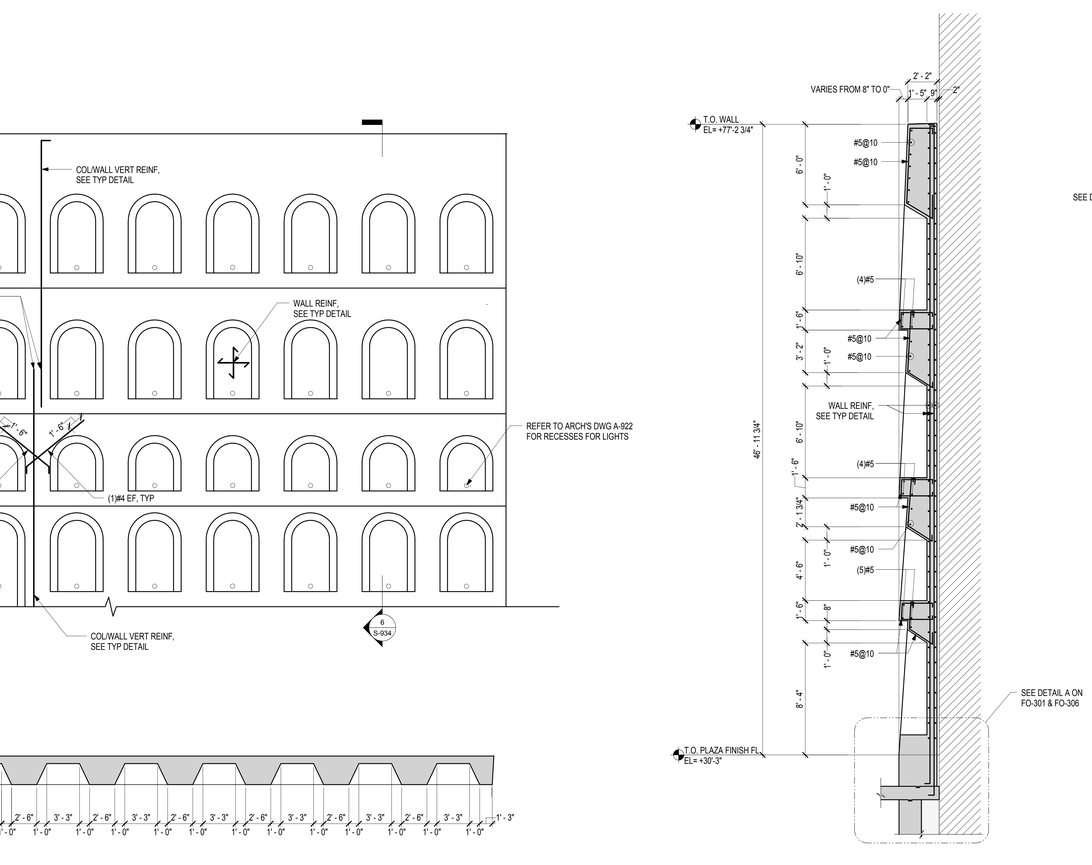

6 S-934 SOUTH PLAZA WALL ELEVATION TYPICAL DETAIL
SCALE: 1/4" = 1'-0"

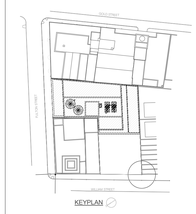

KEY PLAN

NOTES:

Number:	Date:	Revision:
8	09/22/2017	ISSUED TO DOB
7	08/03/2017	ISSUED TO DOB REV 1
6	06/14/2017	100% CD
5	03/31/2017	95% CD
4	01/20/2017	80% CD
3	01/06/2017	HUB SUBMISSION
2	11/11/2016	CORE AND SHELL BUY SET
1	06/20/2016	100% DD SUBMISSION

Project:
130 WILLIAM STREET
130 WILLIAM STREET
NEW YORK, NY 10038

Client:
THE LIGHTSTONE GROUP
130 WILLIAM STREET PROPERTY OWNER LLC
460 PARK AVE, 13TH FLOOR
NEW YORK, NY 10022
(212) 616-9971

Architect:
HILL | WEST ARCHITECTS
11 BROADWAY
17TH FLOOR
NEW YORK, NY 10004
T. 212 213 8007

Creative Director
Adjaye Associates
415 Broadway, 3rd Fl.
New York, NY 10013
(212) 965-8477

Building Structures:
McNamara Salvia
62 West 45th Street, 11th Fl.
New York, NY 10036
(212) 246-5800

MEP Engineer:
Ventrop ECG, LLC
365 W 34th Street, 3rd Fl.
New York, NY 10001
(212) 244-5060

Exterior Facade Consultant:
Gilsanz Murray Steficek, LLP
129 West 27th Street, 5th Fl.
New York, NY 10001
(212) 254-0030

Landscape Architect:
Weintraub Diaz, LLC
19 New Street
Nyack, NY 10960
(845) 353-2500

Civil Engineer & Acoustic Consultant:
AKRF Engineering PC
440 Park Avenue South, 7th Fl.
New York, NY 10016
(646) 388-9829

IT & Security Consultant:
Anj Communications
133 Sunny Ridge Road
Harrison, New York 10528
(914) 967-1967

Pool Consultant:
Integrated Aquatics Engineering, Inc.
75 Shewell Ave
Doylestown, PA 18901
(215) 230-8623

Elevator Consultant:
Jenkins and Huntington
1251 Avenue of the Americas
New York, NY 10020
(212)-696-1818

DOB STAMPS & SIGNATURES:

STATE OF NEW YORK
ROBERT A. SUTTON
093540
LICENSED PROFESSIONAL ENGINEER

DWG TITLE:
ELEVATIONS

NB#121192903

SEAL & SIGNATURE:

DATE:	03/31/2017
PROJECT #:	16118.00
SCALE:	As indicated
DWG NO.	S-934.00

DEPT OF BLDGS 121192903 Job Number
E1597139003 Scan Code

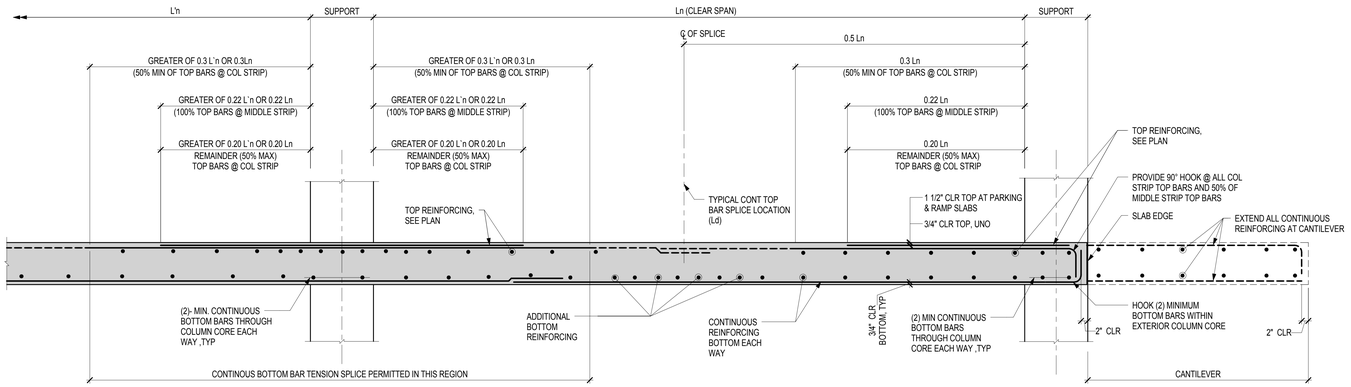

NOTES:
1. ALL SPLICES TO BE CLASS B TENSION SPLICES , TYPICAL PER LAP SPLICE SCHEDULE
2. ALL ADDITIONAL TOP BARS TO BE PLACED EQUALLY ABOUT SUPPORT IN THE TRANSVERSE DIRECTION AND DISTRIBUTED ACROSS WIDTH OF COLUMN STRIP
3. ALL ADDITIONAL BOTTOM BARS TO BE SPACED EQUALLY ABOUT SPAN END SUPPORTS IN THE TRANSVERSE DIRECTION AND SPACED AT THE SAME SPACING AS CONTINUOUS REINFORCING TO ACHIEVE A SPACING OF 1/2 THAT OF THE CONTINUOUS BARS.
4. SEE PLAN FOR BAR PLACEMENT ORDER.
5. REFER TO PLANS FOR ALL CONTINUOUS REINFORCING AND ALL ADDITIONAL REINFORCING (TOP & BOTTOM).
6. SHOP DRAWINGS FOR SLAB REINFORCING SHALL CLEARLY INDICATE BAR SIZE, SPACING, SPLICE POINTS, LENGTHS, CLEARANCES, HOOKS, BAR SUPPORTS, ETC... REQUIRED FOR FIELD INSTALLATION OF REINFORCING. PROVIDE SEPARATE SHOP DRAWINGS FOR BOTTOM AND TOP SLAB REINFORCING.
7. COORDINATE CLOSELY SLAB REINFORCING PLACED LOCAL TO STUD RAILS. WHERE CONFLICTS OCCUR, OFFSET SLAB REINFORCING TO PASS THRU STUD RAILS

1 TYPICAL FLAT PLATE FRAMED SLAB ELEVATION

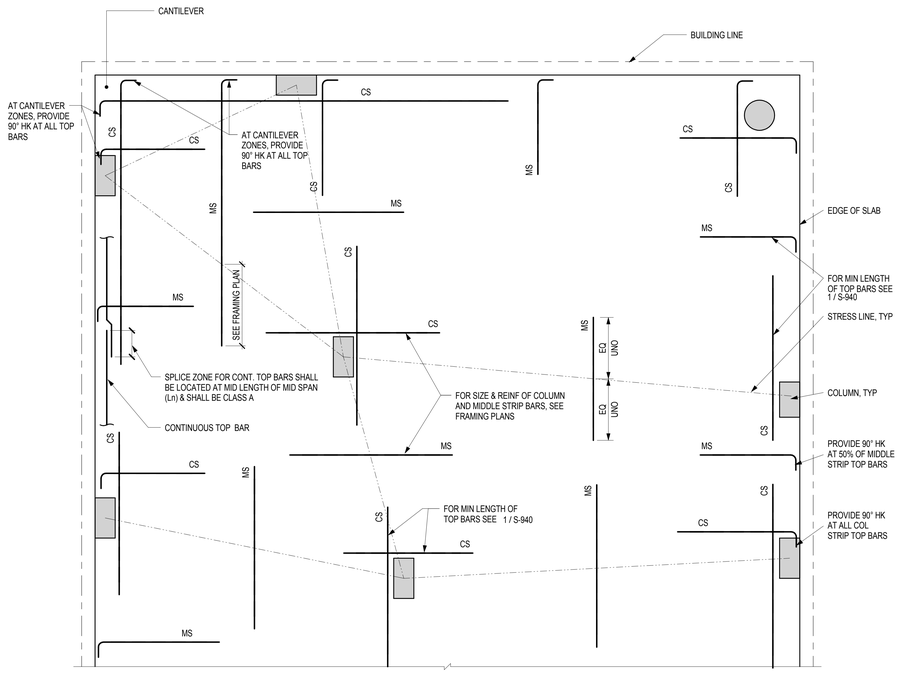

TOP BARS (PLAN VIEW)

NOTES:
FOR BALANCE OF NOTES AND INFORMATION SEE DETAIL 1 / S-940

2 TYPICAL FLAT PLATE REINFORCING PLAN DETAIL FOR TOP BARS

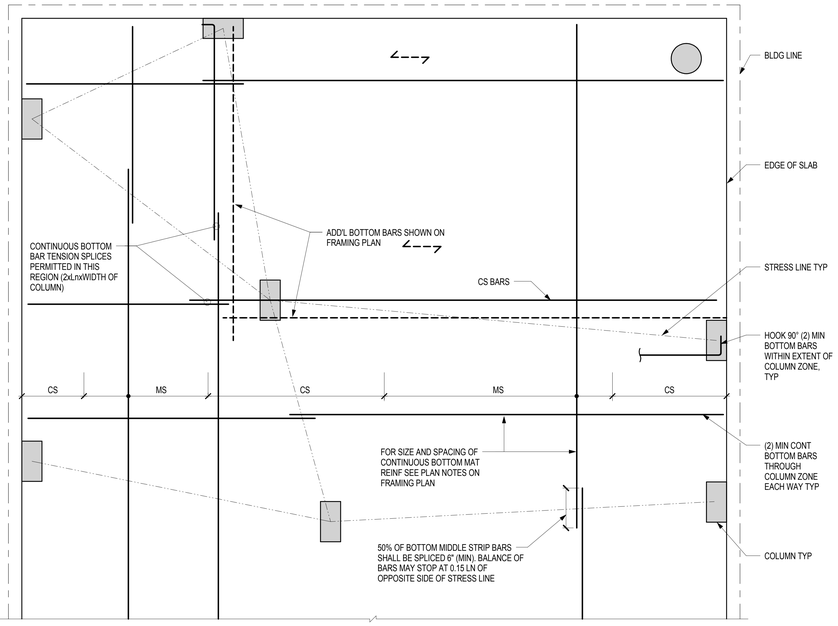

BOTTOM BARS (PLAN VIEW)

NOTES:
FOR BALANCE OF NOTES AND INFORMATION SEE DETAIL 1 / S-940

3 TYPICAL FLAT PLATE REINFORCING PLAN DETAIL FOR BOTTOM BARS

STUD RAIL SCHEDULE							
STUD RAIL MARK	RAIL CONFIGURATION	# OF STUDS PER RAIL	STUD Ø, D	STUD SPACING, S	END SPACING, So	RAIL HEIGHT, H	COMMENTS
SR1	A	9	3/8"	3.25"	3.25"	6.5"	
SR2	B	6	3/8"	3.25"	3.25"	6.5"	
SR3	C	6	3/8"	3.25"	3.25"	6.5"	

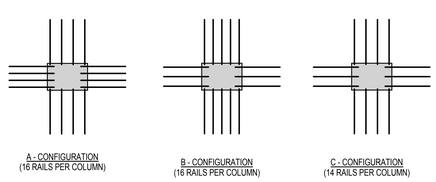

A - CONFIGURATION (16 RAILS PER COLUMN)

B - CONFIGURATION (16 RAILS PER COLUMN)

C - CONFIGURATION (14 RAILS PER COLUMN)

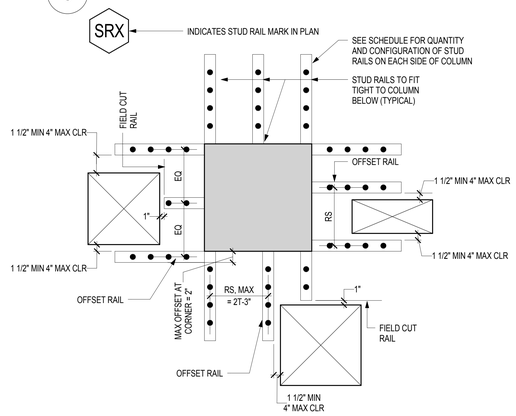

STUDRAIL PLAN AND RULES AT SLAB OPENINGS

NOTES:
1. ALL STUD RAILS (SIZE, LENGTH, QUANTITY) MUST BE INSTALLED AS SHOWN ON PLAN & SCHEDULE
2. COORDINATE LOCATION OF ALL OPENINGS, PIPE PENETRATION, ETC., WITH REQUIRED STUD RAIL SHOP DRAWINGS TO INDICATE COORDINATION BETWEEN RAILS & OPENINGS
3. DO NOT FIELD MODIFY (CUT OR SHIFT) STUD RAILS WITHOUT PRIOR CONSENT OF ARCHITECT & ENGINEER.

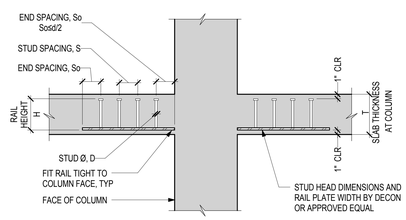

STUDRAIL SECTION

4 TYPICAL STUD RAIL SCHEDULE AND DETAIL

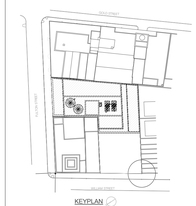

KEY PLAN

NOTES:

Number:	Date:	Revision:
10	09/22/2017	ISSUED TO DOB
9	08/03/2017	ISSUED TO DOB REV 1
8	06/14/2017	100% CD
7	03/31/2017	95% CD
6	01/20/2017	80% CD
5	01/06/2017	HUB SUBMISSION
4	11/11/2016	CORE AND SHELL BUY SET
3	10/01/2016	CORE AND SHELL BID SET
2	07/06/2016	ISSUED TO DOB
1	06/20/2016	100% DD SUBMISSION

Project:
130 WILLIAM STREET
130 WILLIAM STREET
NEW YORK, NY 10038

Client:
THE LIGHTSTONE GROUP
130 WILLIAM STREET PROPERTY OWNER LLC
460 PARK AVE. 13TH FLOOR
NEW YORK, NY 10022
(212) 616-9971

Architect:
HILL | WEST ARCHITECTS
11 BROADWAY
17TH FLOOR
NEW YORK, NY 10004
T. 212 213 8007

Creative Director
Adjaye Associates
415 Broadway, 3rd Fl.
New York, NY 10013
(212) 965-8477

Building Structures:
McNamara Salvia
62 West 45th Street, 11th Fl.
New York, NY 10036
(212) 246-9800

MEP Engineer:
Ventrop ECG, LLC
365 W 34th Street, 3rd Fl.
New York, NY 10001
(212) 244-5060

Exterior Facade Consultant:
Gilsanz Murray Steficek, LLP
129 West 27th Street, 5th Fl.
New York, NY 10001
(212) 254-0030

Landscape Architect:
Weintraub Diaz, LLC
19 New Street
Nyack, NY 10960
(845) 353-2500

Civil Engineer & Acoustic Consultant:
AKRF Engineering PC
440 Park Avenue South, 7th Fl.
New York, NY 10016
(646) 388-9829

IT & Security Consultant:
Anj Communications
133 Sunny Ridge Road
Harrison, New York 10528
(914) 967-1967

Pool Consultant:
Integrated Aquatics Engineering, Inc.
75 Shewell Ave
Doylestown, PA 18901
(215) 230-8623

Elevator Consultant:
Jenkins and Huntington
1251 Avenue of the Americas
New York, NY 10020
(212)-696-1818

DOB STAMPS & SIGNATURES:

STATE OF NEW YORK — MARTIN A. SULLIVAN — 093540 — LICENSED PROFESSIONAL ENGINEER

ClaraGomez — APPROVED — Under Directive 1 of 1975 — Date: 11/06/2017 — NYC Development Hub

DWG TITLE:
TYPICAL CONCRETE DETAILS

NB#121192903

SEAL & SIGNATURE:

DATE:	03/31/2017
PROJECT #:	16118.00
SCALE:	As indicated
DWG NO.	S-940.00

DEPT OF BLDGS 121192903 Job Number
E300099113Y Scan Code

1 TYPICAL SLAB REINFORCING AT OPENINGS (BLOCK OUTS)

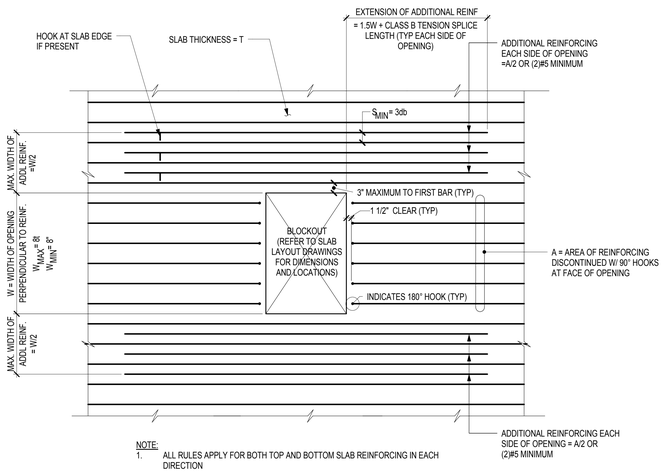

NOTE:
1. ALL RULES APPLY FOR BOTH TOP AND BOTTOM SLAB REINFORCING IN EACH DIRECTION

2 TYPICAL SLAB REINFORCING AT SLEEVED OPENING AREAS

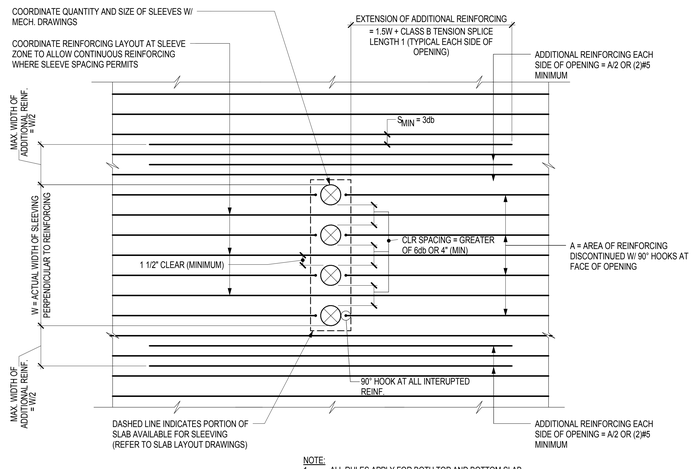

NOTE:
1. ALL RULES APPLY FOR BOTH TOP AND BOTTOM SLAB REINFORCING IN EACH DIRECTION

3 TYPICAL COLUMN CAPITAL

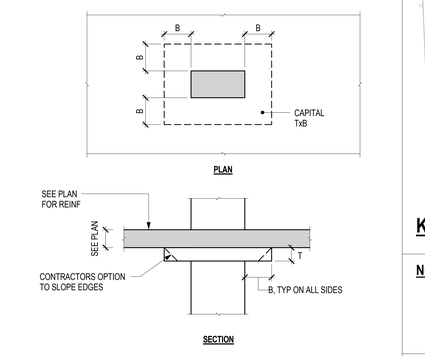

4 TYPICAL INTERIOR SLAB OPENING

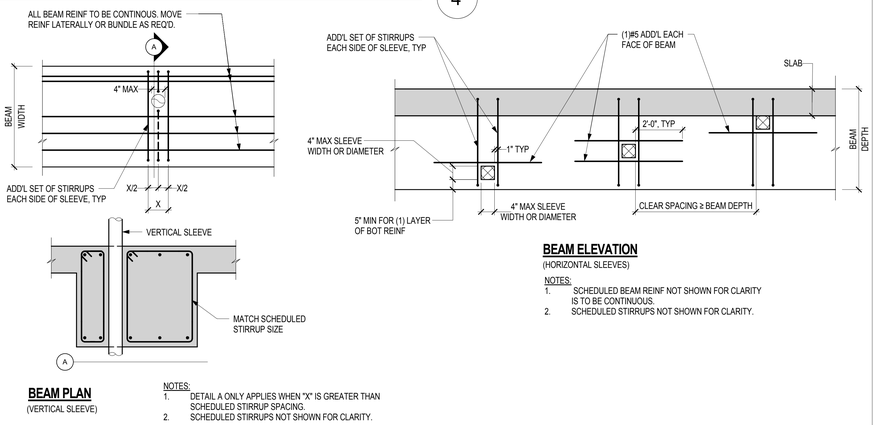

BEAM PLAN
(VERTICAL SLEEVE)

NOTES:
1. DETAIL A ONLY APPLIES WHEN "X" IS GREATER THAN SCHEDULED STIRRUP SPACING.
2. SCHEDULED STIRRUPS NOT SHOWN FOR CLARITY.

BEAM ELEVATION
(HORIZONTAL SLEEVES)

NOTES:
1. SCHEDULED BEAM REINF NOT SHOWN FOR CLARITY IS TO BE CONTINUOUS.
2. SCHEDULED STIRRUPS NOT SHOWN FOR CLARITY.

5 TYPICAL SLAB REINFORCING RULES AT MULTIPLE OPENINGS

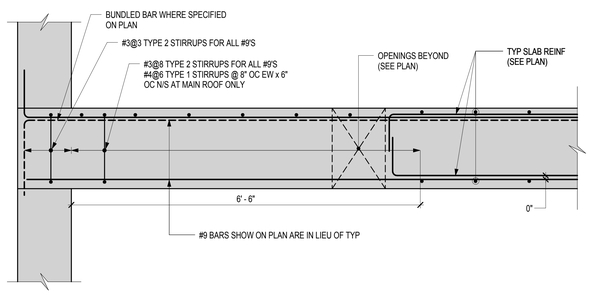

SEPARATED OPENINGS EACH WAY

COMBINED OPENINGS FOR NORTH/SOUTH REINFORCING SEPARATED OPENINGS FOR EAST/WEST REINFORCING

A_1 = AREA OF REINFORCING DISCONTINUED WITH HOOKS AT OPENING
W_1 = WIDTH OF OPENING PERPENDICULAR TO REINFORCING DIRECTION

NOTE:
1. ALL RULES APPLY FOR BOTH TOP AND BOTTOM SLAB REINFORCING IN EACH DIRECTION.

6 TYPICAL BRACKET DETAIL

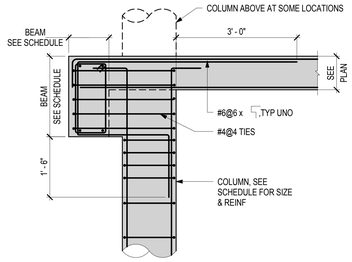

7 TYPICAL SLEEVE PENETRATIONS THROUGH CONC BEAM

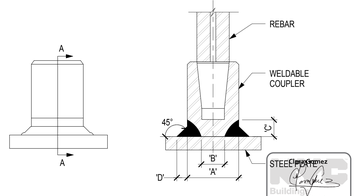

SECTION A - A

WELD SIZES FOR LENTON WELDABLE COUPLERS TO GRADE 50 (MIN) SHAPES AND PLATES

BAR SIZE	BAR Fy (KSI)	ACI318 TYPE 2 SPLICE FORCE (KIPS)	LENTON COUPLER	DIMENSIONS (IN) A	B	C	D	REMARKS
#4	60	18	EL12C2	0.750	0.438	0.311	0.152	
#5	60	27.9	EL16C2	1.000	0.563	0.374	0.165	
#6	60	39.6	EL20C3J	1.250	0.875	0.343	0.189	
#7	60	54	EL22C3J	1.250	0.750	0.405	0.296	
#8	60	71.1	EL25C3J	1.563	1.000	0.436	0.280	
#9	60	90	EL28C3J	1.563	0.938	0.468	0.415	
#10	60	114.3	EL32C3J	2.000	0.938	0.686	0.336	
#11	60	140.4	EL36C3J	2.000	1.125	0.593	0.471	

8 SECTION

SCALE: 1" = 1'-0"

9 SECTION

SCALE: 1" = 1'-0"

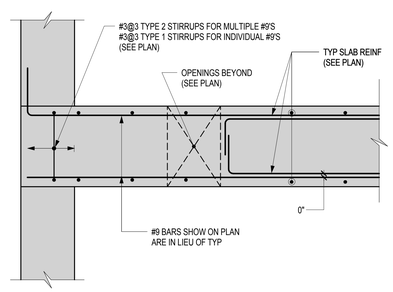

10 LENTON MECHANICAL SPLICES

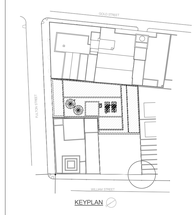

KEY PLAN

NOTES:

Number:	Date:	Revision:
10	09/22/2017	ISSUED TO DOB
9	08/03/2017	ISSUED TO DOB REV 1
8	06/14/2017	100% CD
7	03/31/2017	95% CD
6	01/20/2017	80% CD
5	01/06/2017	HUB SUBMISSION
4	11/11/2016	CORE AND SHELL BUY SET
3	10/01/2016	CORE AND SHELL BID SET
2	07/06/2016	ISSUED TO DOB
1	06/20/2016	100% DD SUBMISSION

Project:
130 WILLIAM STREET
130 WILLIAM STREET
NEW YORK, NY 10038

Client:
THE LIGHTSTONE GROUP
130 WILLIAM STREET PROPERTY OWNER LLC
460 PARK AVE. 13TH FLOOR
NEW YORK, NY 10022
(212) 616-9971

Architect:
HILL | WEST ARCHITECTS
11 BROADWAY
17TH FLOOR
NEW YORK, NY 10004
T. 212 213 8007

Creative Director
Adjaye Associates
415 Broadway, 3rd Fl.
New York, NY 10013
(212) 965-8477

Building Structures:
McNamara Salvia
62 West 45th Street, 11th Fl.
New York, NY 10036
(212) 246-9800

MEP Engineer:
Ventrop ECG, LLC
365 W 34th Street, 3rd Fl.
New York, NY 10001
(212) 244-5060

Exterior Facade Consultant:
Gilsanz Murray Steficek, LLP
129 West 27th Street, 5th Fl.
New York, NY 10001
(212) 254-0030

Landscape Architect:
Weintraub Diaz, LLC
19 New Street
Nyack, NY 10960
(845) 353-2500

Civil Engineer & Acoustic Consultant:
AKRF Engineering PC
440 Park Avenue South, 7th Fl.
New York, NY 10016
(646) 388-9829

IT & Security Consultant:
Anj Communications
133 Sunny Ridge Road
Harrison, New York 10528
(914) 967-1967

Pool Consultant:
Integrated Aquatics Engineering, Inc.
75 Shewell Ave
Doylestown, PA 18901
(215) 230-8623

Elevator Consultant:
Jenkins and Huntington
1251 Avenue of the Americas
New York, NY 10020
(212)-696-1818

DOB STAMPS & SIGNATURES:

STATE OF NEW YORK — STUART A. SULLIVAN — 093540 — LICENSED PROFESSIONAL ENGINEER

DWG TITLE:
TYPICAL CONCRETE DETAILS

NB#121192903

SEAL & SIGNATURE:

DATE: 03/31/2017
PROJECT #: 16118.00
SCALE: As indicated
DWG NO. S-941.00

NYS Buildings — APPROVED — Under Directive 2 of 1975 — Date: 11/06/2017 — NYC Development Hub

DEPT OF BLDGS 421300903 Job Number
B00063995997 Scan Code

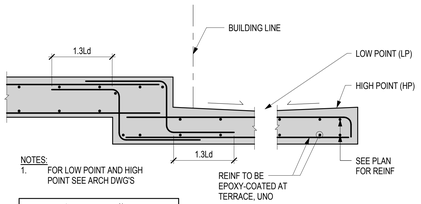

h	W
h ≤ 3"	1'- 6"
3" < h ≤ 6"	2'- 0"
6" < h ≤ 10"	2'- 6"
10" < h ≤ 12"	3'- 6"
11" < h ≤ 14"	4'- 6"

1 TYPICAL SECTION AT TERRACE

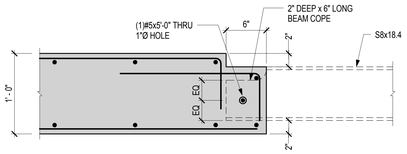

2 TYPICAL ELEVATOR DIVIDER BEAM CONNECTION DETAIL

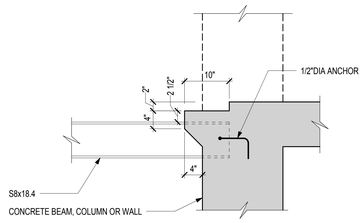

3 TYPICAL ELEVATOR DIVIDER BM CONNECTION

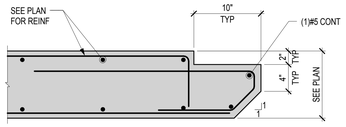

4 TYPICAL ELEVATOR SILL DETAIL

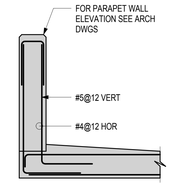

5 TYPICAL PARAPET DETAIL

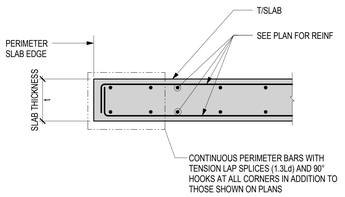

SLAB THICKNESS (t)	CONT REINF (HALF TOP / HALF BOT)
6" TO 8"	(4)#6
9" TO 10"	(4)#7
11" TO 12"	(4)#8
13" AND ABOVE	(4)#9 (UNO ON PLAN)

MINIMUM CONTINUOUS PERIMETER SLAB REINFORCING

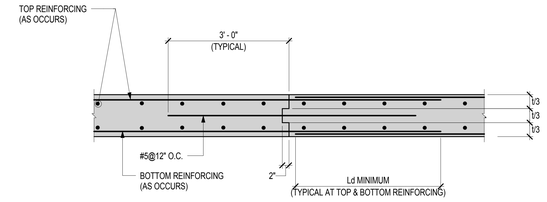

TYPICAL CONSTRUCTION JOINT DETAIL AT REINFORCED CONCRETE SLAB

NOTE:
1. SUBMIT ALL SLAB CONSTRUCTION JOINT LOCATIONS TO ENGINEER FOR REVIEW PRIOR TO CONSTRUCTION

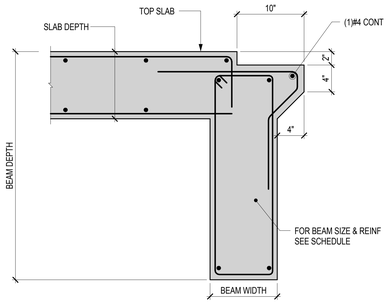

7 TYPICAL ELEVATOR SILL WITH BEAM DETAIL

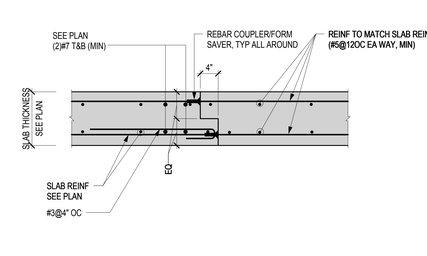

8 TYPICAL KNOCK-OUT PANEL

6 TYPICAL FLAT PLAT PERIMETER & JOINT DETAIL REINFORCING

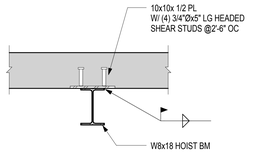

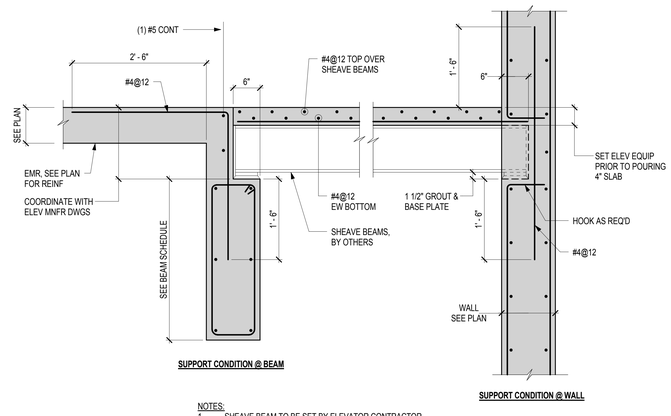

NOTES:
1. SHEAVE BEAM TO BE SET BY ELEVATOR CONTRACTOR.
2. SUPPORT CONDITONS VARY, SEE PLAN.

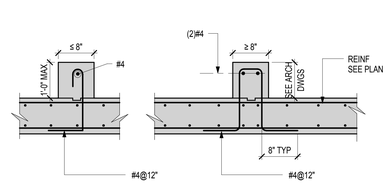

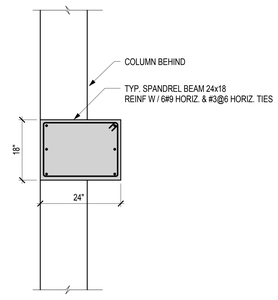

9 TYPICAL HOIST BEAM CONN TO SLAB

10 TYPICAL ELEVATOR SHEAVE BEAM

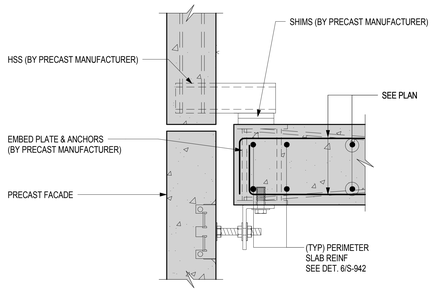

SECTION A-A

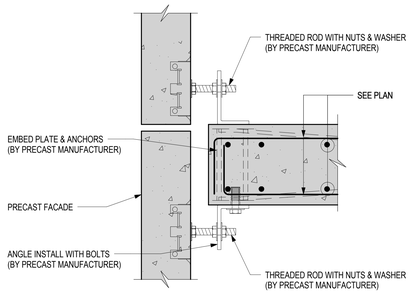

SECTION B-B

11 TYPICAL CONCRETE CURB DETAILS

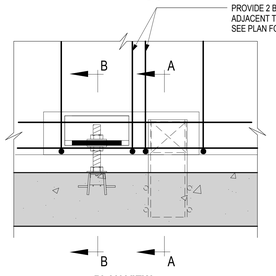

PLAN VIEW

13 TYPICAL SPANDREL BEAM

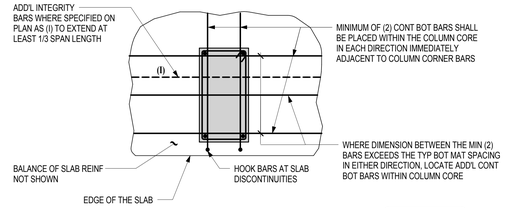

12 TYPICAL LATERAL AND GRAVITY PRECASTY FACADE TO SLAB CONNECTION

SCALE: 1" = 1'-0"

14 CONTINUOUS BOTTOM BARS THROUGH COLUMN CORE FOR INTEGRITY

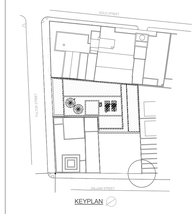

KEY PLAN

NOTES:

Number:	Date:	Revision:
10	09/22/2017	ISSUED TO DOB
9	08/03/2017	ISSUED TO DOB REV 1
8	06/14/2017	100% CD
7	03/31/2017	95% CD
6	01/20/2017	80% CD
5	01/06/2017	HUB SUBMISSION
4	11/11/2016	CORE AND SHELL BUY SET
3	10/01/2016	CORE AND SHELL BID SET
2	07/06/2016	ISSUED TO DOB
1	06/20/2016	100% DD SUBMISSION

Project:
130 WILLIAM STREET
130 WILLIAM STREET
NEW YORK, NY 10038

Client:
THE LIGHTSTONE GROUP
130 WILLIAM STREET PROPERTY OWNER LLC
460 PARK AVE, 13TH FLOOR
NEW YORK, NY 10022
(212) 616-9971

Architect:
HILL | WEST ARCHITECTS
11 BROADWAY
17TH FLOOR
NEW YORK, NY 10004
T. 212 213 8007

Creative Director
Adjaye Associates
415 Broadway, 3rd Fl.
New York, NY 10013
(212) 965-8477

Building Structures:
McNamara Salvia
62 West 45th Street, 11th Fl.
New York, NY 10036
(212) 246-9800

MEP Engineer:
Ventrop ECG, LLC
365 W 34th Street, 3rd Fl.
New York, NY 10001
(212) 244-5060

Exterior Facade Consultant:
Gilsanz Murray Steficek, LLP
129 West 27th Street, 5th Fl.
New York, NY 10001
(212) 254-0030

Landscape Architect:
Weintraub Diaz, LLC
19 New Street
Nyack, NY 10960
(845) 353-2500

Civil Engineer & Acoustic Consultant:
AKRF Engineering PC
440 Park Avenue South, 7th Fl.
New York, NY 10016
(646) 388-9829

IT & Security Consultant:
Anj Communications
133 Sunny Ridge Road
Harrison, New York 10528
(914) 967-1967

Pool Consultant:
Integrated Aquatics Engineering, Inc.
75 Shewell Ave
Doylestown, PA 18901
(215) 230-8623

Elevator Consultant:
Jenkins and Huntington
1251 Avenue of the Americas
New York, NY 10020
(212)-696-1818

DOB STAMPS & SIGNATURES:

DWG TITLE:
TYPICAL CONCRETE DETAILS

NB#121192903

SEAL & SIGNATURE:

DATE: 03/31/2017
PROJECT #: 16118.00
SCALE: As indicated
DWG NO. S-942.00

DEPT OF BLDGS 121192903 Job Number
B00861333 Scan Code

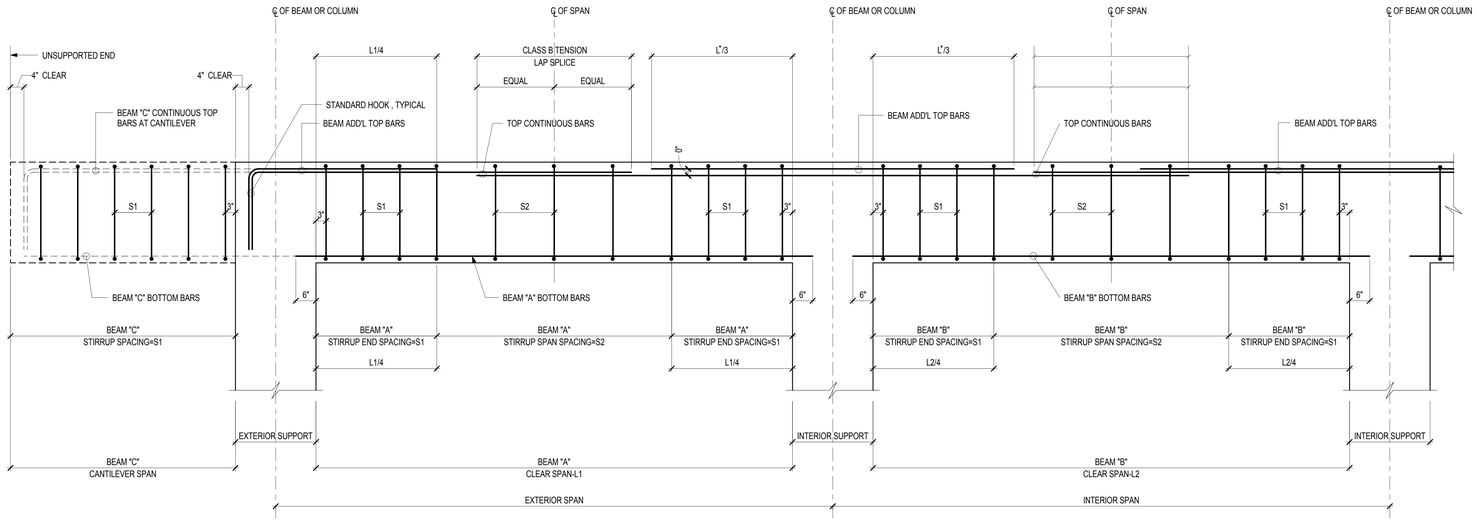

NOTES:

1.- L " IS THE LARGER OF ADJACENT SPANS L1 AND L2.

2.- IF BEAM "A" TOP BARS DO NOT MATCH BEAM "B" TOP BARS AS SCHEDULED, THE LARGER STEEL AREA SHALL GOVERN.

3.- BOTTOM BAR SPLICES (IF REQUIRED) SHALL BE STAGGERED AND SHALL OCCUR WITHIN THE END THIRDS OF THE BEAM CLEAR SPAN.

4.- REFER TO DETAIL BELOW FOR TYPICAL STIRRUP TYPES.

5.- IF S1 AND S2 SPACING NOT GIVEN SEPARATELY IN SCHEDULES, USE SPACING="S" GIVEN THROUGHOUT BOTH ZONES

1 TYPICAL REINFORCING CONCRETE BEAM ELEVATION

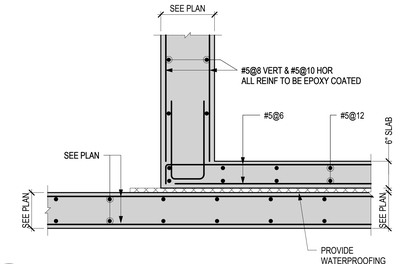

3A SECTION

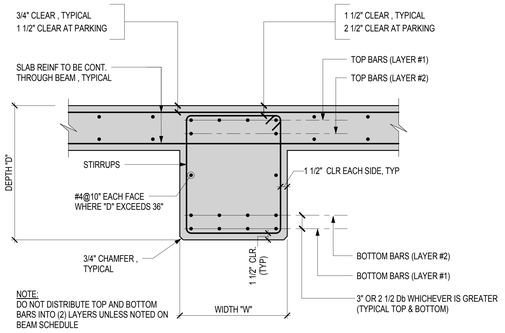

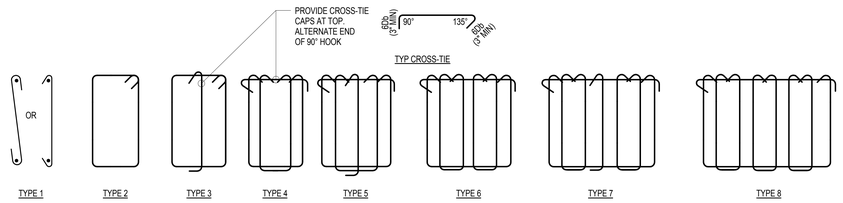

2 TYPICAL BEAM SECTION AND STIRRUP TYPES

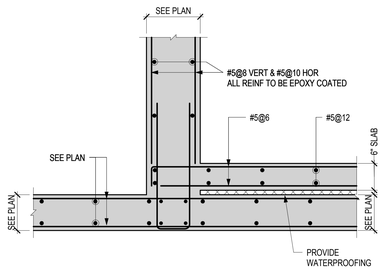

3 SECTION

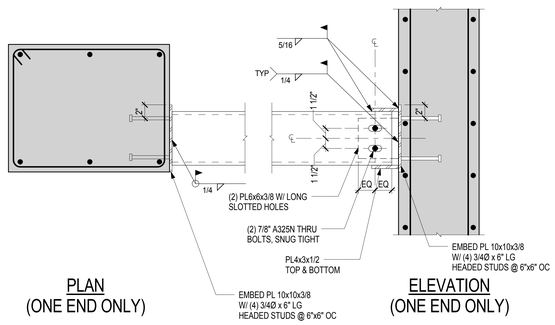

PLAN (ONE END ONLY)

ELEVATION (ONE END ONLY)

4 TYP HSS ELEVATOR FRAMING BEAM TO CONC COLUMN/WALL

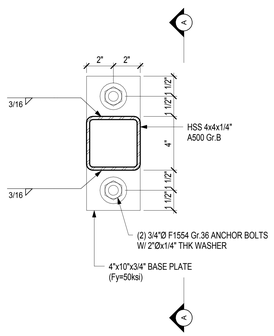

5 DETAIL

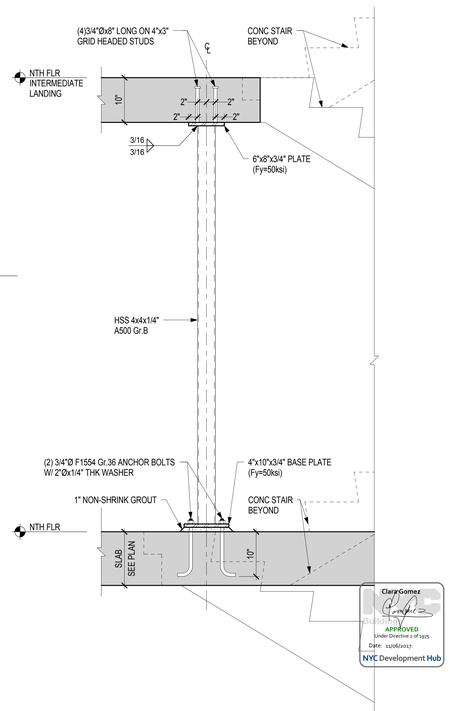

A SECTION

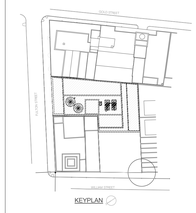

KEY PLAN

NOTES:

10	09/22/2017	ISSUED TO DOB
9	08/03/2017	ISSUED TO DOB REV 1
8	06/14/2017	100% CD
7	03/31/2017	95% CD
6	01/20/2017	80% CD
5	01/06/2017	HUB SUBMISSION
4	11/11/2016	CORE AND SHELL BUY SET
3	10/01/2016	CORE AND SHELL BID SET
2	07/06/2016	ISSUED TO DOB
1	06/20/2016	100% DD SUBMISSION
Number:	Date:	Revision:

Project:
130 WILLIAM STREET
130 WILLIAM STREET
NEW YORK, NY 10038

Client:
THE LIGHTSTONE GROUP
130 WILLIAM STREET PROPERTY OWNER LLC
460 PARK AVE, 13TH FLOOR
NEW YORK, NY 10022
(212) 616-9971

Architect:
HILL | WEST ARCHITECTS
11 BROADWAY
17TH FLOOR
NEW YORK, NY 10004
T. 212 213 8007

Creative Director
Adjaye Associates
415 Broadway, 3rd Fl.
New York, NY 10013
(212) 965-8477

Building Structures:
McNamara Salvia
62 West 45th Street, 11th Fl.
New York, NY 10036
(212) 246-9800

MEP Engineer:
Ventrop ECG, LLC
365 W 34th Street, 3rd Fl.
New York, NY 10001
(212) 244-5060

Exterior Facade Consultant:
Gilsanz Murray Steficek, LLP
129 West 27th Street, 6th Fl.
New York, NY 10001
(212) 254-0030

Landscape Architect:
Weintraub Diaz, LLC
19 New Street
Nyack, NY 10960
(845) 353-2500

Civil Engineer & Acoustic Consultant:
AKRF Engineering PC
440 Park Avenue South, 7th Fl.
New York, NY 10016
(646) 388-9829

IT & Security Consultant:
Anj Communications
133 Sunny Ridge Road
Harrison, New York 10528
(914) 967-1967

Pool Consultant:
Integrated Aquatics Engineering, Inc.
75 Shewell Ave
Doylestown, PA 18901
(215) 230-8623

Elevator Consultant:
Jenkins and Huntington
1251 Avenue of the Americas
New York, NY 10020
(212)-696-1818

DOB STAMPS & SIGNATURES:

STATE OF NEW YORK · MATTHEW A. SULLIVAN · 093540 · LICENSED PROFESSIONAL ENGINEER

DWG TITLE:
TYPICAL CONCRETE DETAILS

NB#121192903

SEAL & SIGNATURE:

DATE:	03/31/2017
PROJECT #:	16118.00
SCALE:	As indicated
DWG NO.	S-943.00

DEPT OF BLDGS 421330925 Job Number
E50778995699 Scan Code

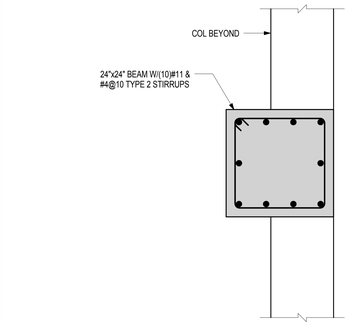

1 SECTION
SCALE: 1" = 1'-0"

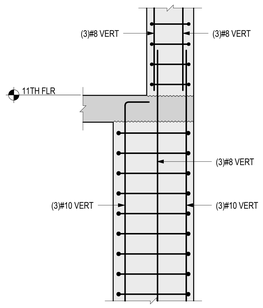

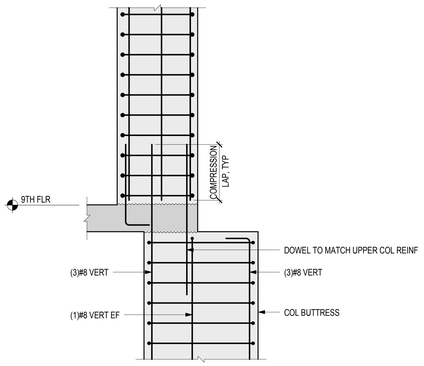

NOTE:
1. SLAB REINF NOT SHOWN FOR CLARITY
2. FOR COL TIES, SEE TYP COL DETAILS

2 COL 11,12,13,&14 DETAIL@9TH TO U/S 11THFLR
SCALE: 3/4" = 1'-0"

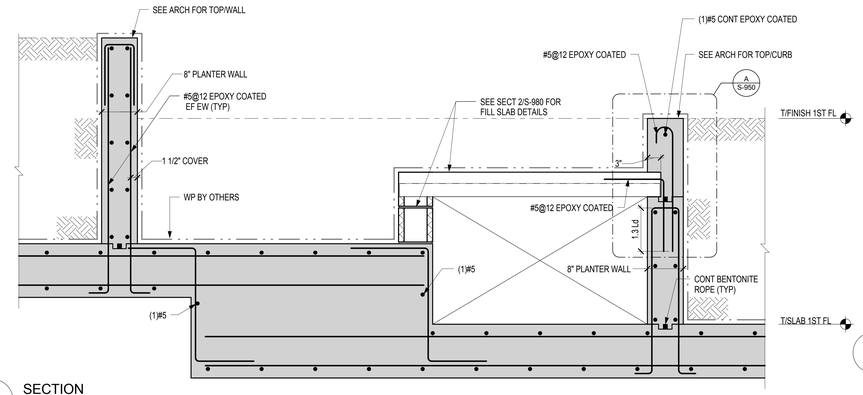

3 SECTION
SCALE: 1" = 1'-0"

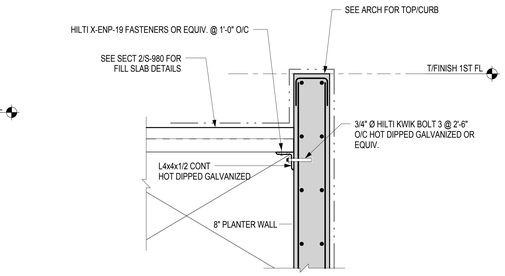

A ALTERNATE DECK SUPPORT
SCALE: 1" = 1'-0"

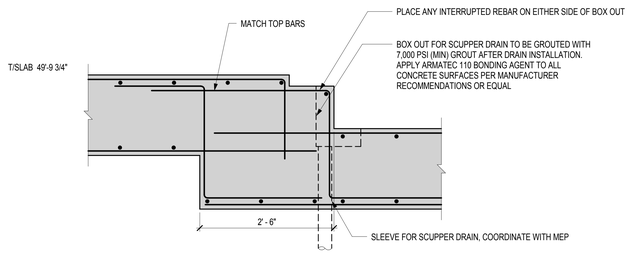

4 SECTION
SCALE: 1" = 1'-0"

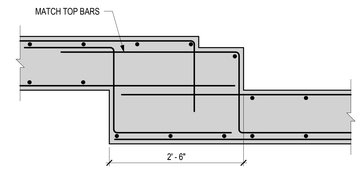

5 SECTION
SCALE: 1" = 1'-0"

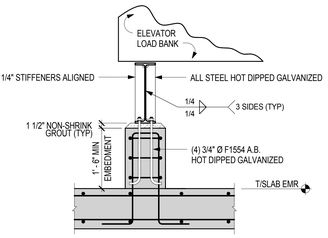

6 SECTION
SCALE: 3/4" = 1'-0"

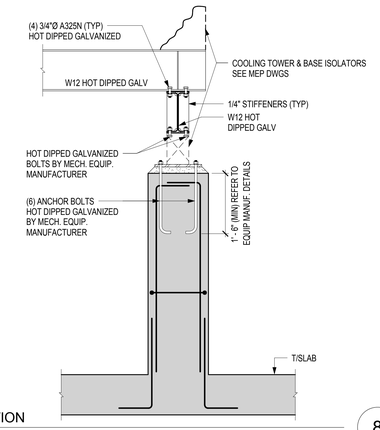

7 SECTION
SCALE: 3/4" = 1'-0"

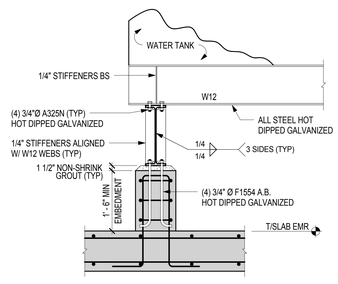

8 SECTION
SCALE: 3/4" = 1'-0"

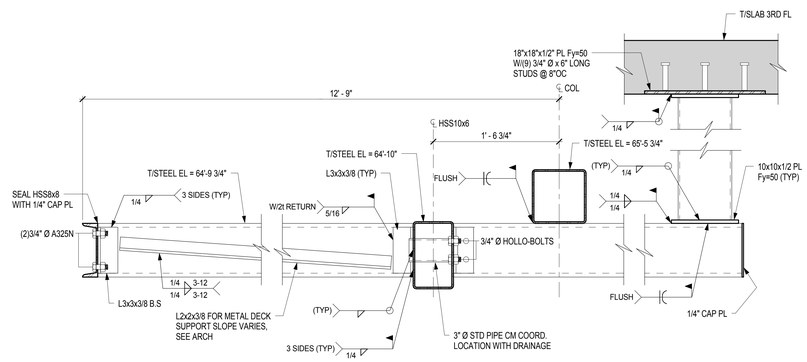

SECTION A-A

9 SECTION
SCALE: 1 1/2" = 1'-0"

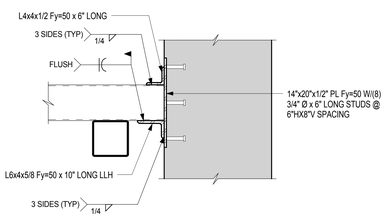

10 S-950/10
SCALE: 1" = 1'-0"

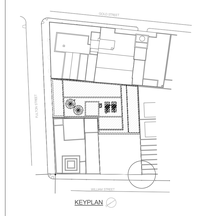

KEY PLAN

NOTES:

Number:	Date:	Revision:
4	09/22/2017	ISSUED TO DOB
3	08/03/2017	ISSUED TO DOB REV 1
2	06/14/2017	100% CD
1	03/31/2017	95% CD

Project:
130 WILLIAM STREET
130 WILLIAM STREET
NEW YORK, NY 10038

Client:
THE LIGHTSTONE GROUP
130 WILLIAM STREET PROPERTY OWNER LLC
460 PARK AVE. 13TH FLOOR
NEW YORK, NY 10022
(212) 616-9971

Architect:
HILL | WEST ARCHITECTS
11 BROADWAY
17TH FLOOR
NEW YORK, NY 10004
T. 212 213 8007

Creative Director
Adjaye Associates
415 Broadway, 3rd Fl.
New York, NY 10013
(212) 965-8477

Building Structures:
McNamara Salvia
62 West 45th Street, 11th Fl.
New York, NY 10036
(212) 246-9800

MEP Engineer:
Ventrop ECG, LLC
365 W 34th Street, 3rd Fl.
New York, NY 10001
(212) 244-5060

Exterior Facade Consultant:
Gilsanz Murray Steficek, LLP
129 West 27th Street, 5th Fl.
New York, NY 10001
(212) 254-0030

Landscape Architect:
Weintraub Diaz, LLC
19 New Street
Nyack, NY 10960
(845) 353-2500

Civil Engineer & Acoustic Consultant:
AKRF Engineering PC
440 Park Avenue South, 7th Fl.
New York, NY 10016
(646) 388-9829

IT & Security Consultant:
Anj Communications
133 Sunny Ridge Road
Harrison, New York 10528
(914) 967-1967

Pool Consultant:
Integrated Aquatics Engineering, Inc.
75 Shewell Ave
Doylestown, PA 18901
(215) 230-8623

Elevator Consultant:
Jenkins and Huntington
1251 Avenue of the Americas
New York, NY 10020
(212)-696-1818

DOB STAMPS & SIGNATURES:

DWG TITLE:
SECTIONS

NB#121192903

SEAL & SIGNATURE:

DATE:	03/31/2017
PROJECT #:	16118.00
SCALE:	As indicated
DWG NO.	S-950

DEPT OF BLDGS 421330925 Job Number
ESS-M0249999 Scan Code

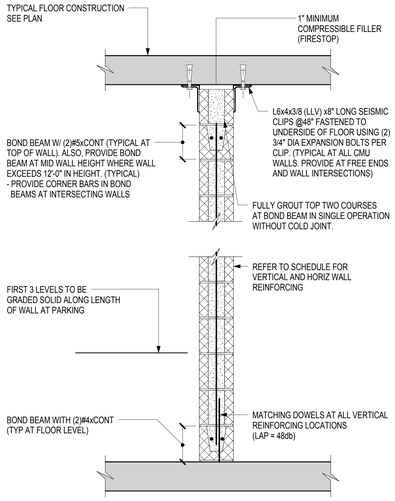

NOTE:

1.- CLIPS MUST BE LOCATED AT VERTICALLY REINFORCED AND GROUTED CELLS. CLIP SPACING SHOWN IS MINIMUM REQUIREMENT, DECREASE SPACING FOR WALLS REINFORCED AT LESS THAN 48" SPACING.

1 TYPICAL DETAIL AT INTERIOR CMU WALLS

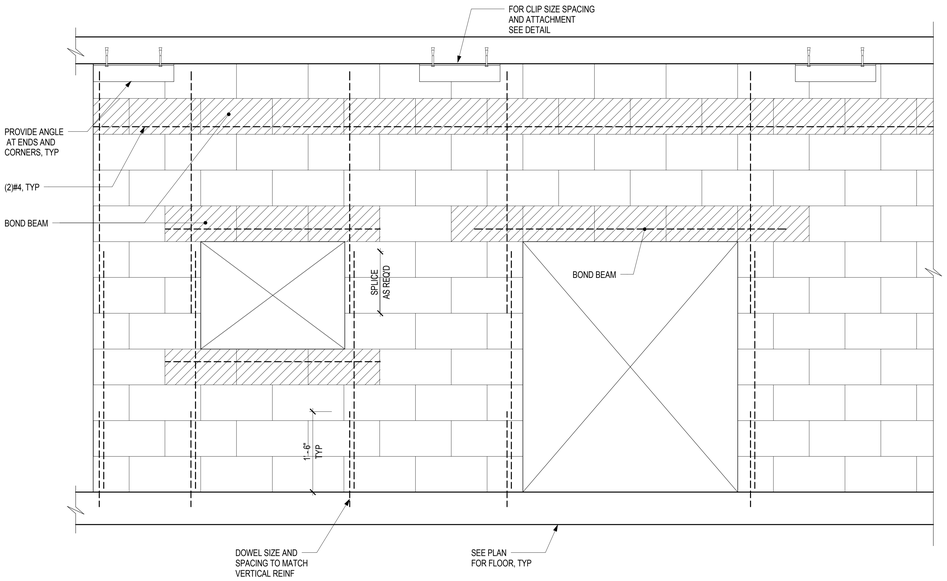

2 TYPICAL MASONRY WALL ELEVATION

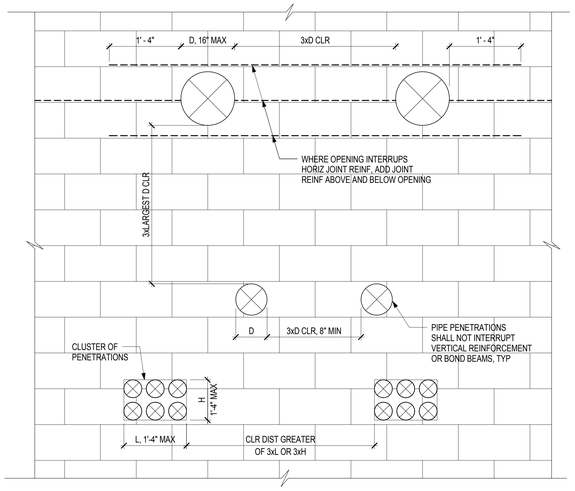

3 TYPICAL MASONRY WALL PENETRATIONS

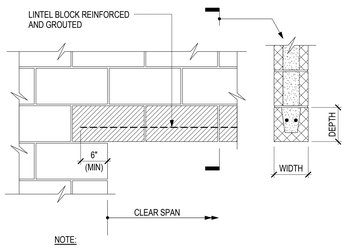

NOTE:

SEE GENERAL NOTES FOR ALTERNATIVE STEEL LOOSE LINTELS.

1.-

CMU LINTEL SCHEDULE

CLEAR SPAN	WIDTH	DEPTH	REINF.
< 5'-0"	6"	8"	(1)-#4
5'-0" - 6'-0"	6"	8"	(1)-#5
< 6'-0"	8"	8"	(2)-#5
6'-0" - 7'-0"	8"	8"	(2)-#6
> 7'-0" - 10'-0"	8"	16"	(2)-#5
< 6'-0"	12"	8"	(2)-#5
6'-0" - 7'-0"	12"	8"	(2)-#7
> 7'-0" - 10'-0"	12"	16"	(2)-#5

4 TYPICAL CMU LINTEL DETAIL NON-BEARING WALL

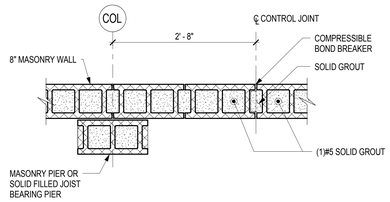

NOTE:

1.- BOND BEAM REINFORCING TO RUN CONTINUOUSLY THROUGH CONTROL JOINT. (TYP)

5 TYPICAL MASONRY WALL CONTROL JOINT PLAN

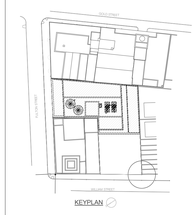

KEY PLAN

NOTES:

Number:	Date:	Revision:
10	09/22/2017	ISSUED TO DOB
9	08/03/2017	ISSUED TO DOB REV 1
8	06/14/2017	100% CD
7	03/31/2017	95% CD
6	01/20/2017	80% CD
5	01/06/2017	HUB SUBMISSION
4	11/11/2016	CORE AND SHELL BUY SET
3	10/01/2016	CORE AND SHELL BID SET
2	07/06/2016	ISSUED TO DOB
1	06/20/2016	100% DD SUBMISSION

Project:
130 WILLIAM STREET
130 WILLIAM STREET
NEW YORK, NY 10038

Client:
THE LIGHTSTONE GROUP
130 WILLIAM STREET PROPERTY OWNER LLC
460 PARK AVE, 13TH FLOOR
NEW YORK, NY 10022
(212) 616-9971

Architect:
HILL | WEST ARCHITECTS
11 BROADWAY
17TH FLOOR
NEW YORK, NY 10004
T. 212 213 8007

Creative Director
Adjaye Associates
415 Broadway, 3rd Fl.
New York, NY 10013
(212) 965-8477

Building Structures:
McNamara Salvia
62 West 45th Street, 11th Fl.
New York, NY 10036
(212) 246-9800

MEP Engineer:
Ventrop ECG, LLC
365 W 34th Street, 3rd Fl.
New York, NY 10001
(212) 244-5060

Exterior Facade Consultant:
Gilsanz Murray Steficek, LLP
129 West 27th Street, 5th Fl.
New York, NY 10001
(212) 254-0030

Landscape Architect:
Weintraub Diaz, LLC
19 New Street
Nyack, NY 10960
(845) 353-2500

Civil Engineer & Acoustic Consultant:
AKRF Engineering PC
440 Park Avenue South, 7th Fl.
New York, NY 10016
(646) 388-9829

IT & Security Consultant:
Anj Communications
133 Sunny Ridge Road
Harrison, New York 10528
(914) 967-1967

Pool Consultant:
Integrated Aquatics Engineering, Inc.
75 Shewell Ave
Doylestown, PA 18901
(215) 230-8623

Elevator Consultant:
Jenkins and Huntington
1251 Avenue of the Americas
New York, NY 10020
(212)-696-1818

DOB STAMPS & SIGNATURES:

DWG TITLE:
TYPICAL MASONRY DETAILS

NB#121192903

SEAL & SIGNATURE:

DATE:	03/31/2017
PROJECT #:	16118.00
SCALE:	1" = 1'-0"
DWG NO.	S-960.00

DEPT OF BLDGS 121192903 Job Number
E350X4189955 Scan Code

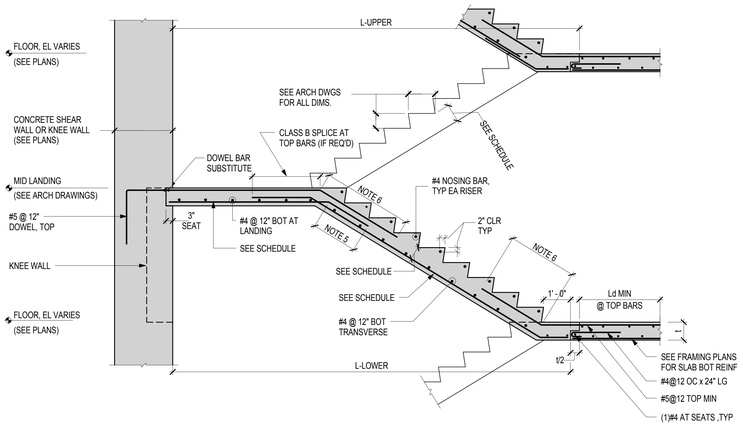

TYPE 2 SECTION WITH MID LANDING

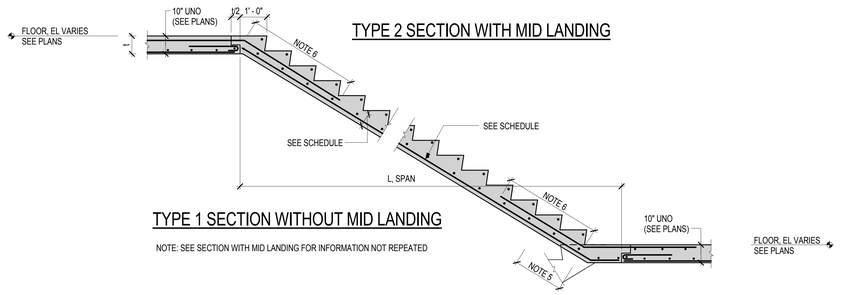

TYPE 1 SECTION WITHOUT MID LANDING

NOTE: SEE SECTION WITH MID LANDING FOR INFORMATION NOT REPEATED

CONCRETE STAIR NOTES:

1. ALL CONCRETE STAIRS SHALL BE ONE-WAY STAIR SLABS SPANNING IN LONGITUDINAL DIRECTION OF STAIR RUN, THICKNESS AND LONGITUDINAL REINFORCING PER SCHEDULE AND #4@12" BOTTOM TRANSVERSE, UNLESS OTHERWISE DETAILED.
2. PROVIDE (1)-#4 NOSING BAR TRANSVERSE AT EACH STAIR RISER WITH 2" CLEAR TO BAR
3. ALL STAIR TREAD AND RISER DIMENSIONS SHALL BE PER ARCHITECT.
4. ALL 6" KNEE WALLS UP FROM MAIN BUILDING FLOOR STRUCTURE SHALL BE REINFORCED WITH #5@12" EACH WAY CENTERED. PROVIDE MATCHING VERTICAL DOWELS UP FROM MAIN FLOOR STRUCTURE.
5. PROVIDE 2'-6" LAP SPLICES FOR ALL #4 & #5 AND 3'-6" LAP SPLICES FOR ALL #6 STAIR SLAB BOTTOM REINFORCEMENT AS REQUIRED.
6. TOP BAR LENGHTS PER DETAIL SHALL BE 4'-6"@#4, 6'-0"@#5, AND 8'-0"@#6 REINF BARS.
7. SHOP DRAWINGS FOR STAIRS SHALL CLEARLY INDICATE BAR SIZE, SPACING, SPLICE POINTS, LENGTHS, CLEARANCES, HOOKS, BAR SUPPORTS, ETC... REQUIRED FOR FIELD INSTALLATION OF REINFORCING. PROVIDE BOTH PLANS AND SECTIONS FOR EACH INDIVIDUAL STAIR. COORDINATE FULLY WITH ARCHITECTURAL DRAWINGS.

TYPE 2		
SECTION WITH MID LANDING, STAIR REINF AND THICKNESS SCHEDULE		
SPAN (MAX OF L'-UPPER OR L-LOWER)	STAIR SLAB THICKNESS	REINF TOP & BOT
L ≤ 12'-6"	7"	#4@12
12'-6" < L ≤ 15'-0"	8"	#4@12
15'-0" < L ≤ 17'-6"	8"	#5@12
17'-6" < L ≤ 20'-0"	9"	#5@12
20'-0" < L ≤ 24'-0"	9"	#6@12

TYPE 1		
SECTION WITHOUT MID LANDING STAIR REINF AND THICKNESS SCHEDULE		
L, SPAN	STAIR SLAB THICKNESS	REINF TOP & BOT
L ≤ 12'-6"	7"	#4@12
12'-6" < L ≤ 17'-6"	8"	#5@12
17'-6" < L ≤ 20'-0"	9"	#6@12
20'-0" < L ≤ 24'-0"	9"	#6@8

1 TYPICAL CONCRETE STAIR SECTION (NY)

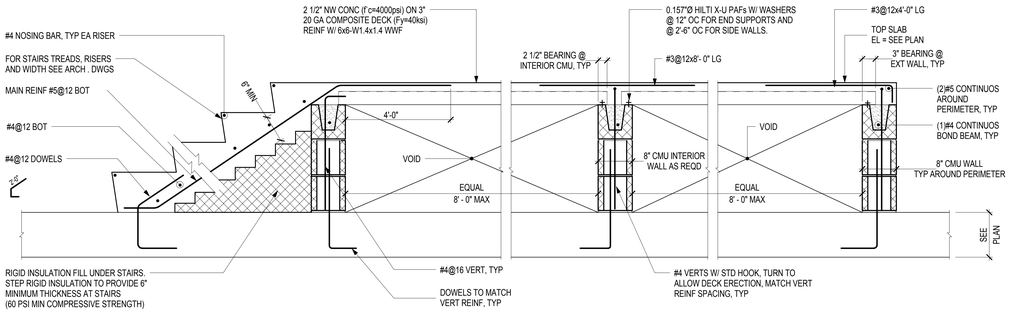

2 TYPICAL RAISED FLOOR DETAIL

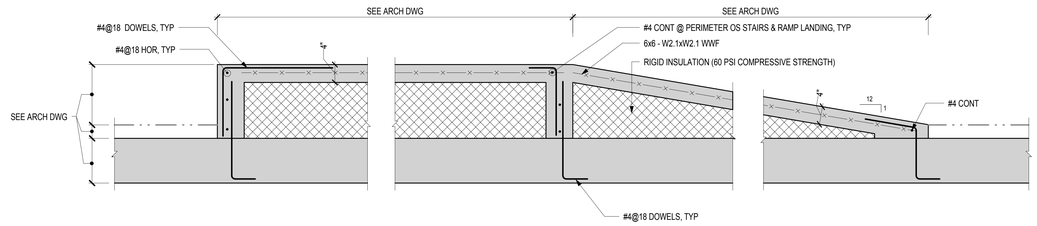

3 TYPICAL BUILT UP RAMP DETAIL

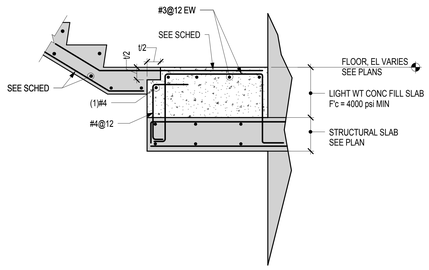

4 TYPICAL STAIR LANDING WITH FILL SLAB

Clara Gomez
APPROVED
Under Directive 1 of 1975
Date: 12/05/2017
NYC Development Hub

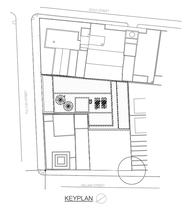

KEY PLAN

NOTES:

Number:	Date:	Revision:
10	09/22/2017	ISSUED TO DOB
9	08/03/2017	ISSUED TO DOB REV 1
8	06/14/2017	100% CD
7	03/31/2017	95% CD
6	01/20/2017	80% CD
5	01/06/2017	HUB SUBMISSION
4	11/11/2016	CORE AND SHELL BUY SET
3	10/01/2016	CORE AND SHELL BID SET
2	07/06/2016	ISSUED TO DOB
1	06/20/2016	100% DD SUBMISSION

Project:
130 WILLIAM STREET
130 WILLIAM STREET
NEW YORK, NY 10038

Client:
THE LIGHTSTONE GROUP
130 WILLIAM STREET PROPERTY OWNER LLC
460 PARK AVE, 13TH FLOOR
NEW YORK, NY 10022
(212) 616-9971

Architect:
HILL | WEST ARCHITECTS
11 BROADWAY
17TH FLOOR
NEW YORK, NY 10004
T. 212 213 8007

Creative Director
Adjaye Associates
415 Broadway, 3rd Fl.
New York, NY 10013
(212) 965-8477

Building Structures:
McNamara Salvia
62 West 45th Street, 11th Fl.
New York, NY 10036
(212) 246-9800

MEP Engineer:
Ventrop ECG, LLC
365 W 34th Street, 3rd Fl.
New York, NY 10001
(212) 244-5060

Exterior Facade Consultant:
Gilsanz Murray Steficek, LLP
129 West 27th Street, 5th Fl.
New York, NY 10001
(212) 254-0030

Landscape Architect:
Weintraub Diaz, LLC
19 New Street
Nyack, NY 10960
(845) 353-2500

Civil Engineer & Acoustic Consultant:
AKRF Engineering PC
440 Park Avenue South, 7th Fl.
New York, NY 10016
(646) 388-9829

IT & Security Consultant:
Anj Communications
133 Sunny Ridge Road
Harrison, New York 10528
(914) 967-1967

Pool Consultant:
Integrated Aquatics Engineering, Inc.
75 Shewell Ave
Doylestown, PA 18901
(215) 230-8623

Elevator Consultant:
Jenkins and Huntington
1251 Avenue of the Americas
New York, NY 10020
(212)-696-1818

DOB STAMPS & SIGNATURES:

DWG TITLE:
TYPICAL STAIR DETAILS

NB#121192903

SEAL & SIGNATURE:

DATE:	03/31/2017
PROJECT #:	16118.00
SCALE:	As indicated
DWG NO.	S-980.00

DEPT OF BLDGS 421300923 Job Number
B5300535035 Scan Code

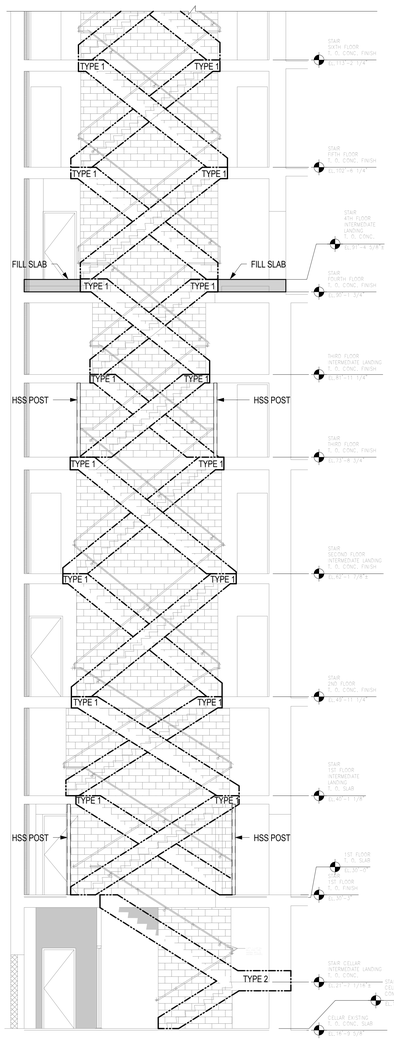

1 SECTION

2 SECTION

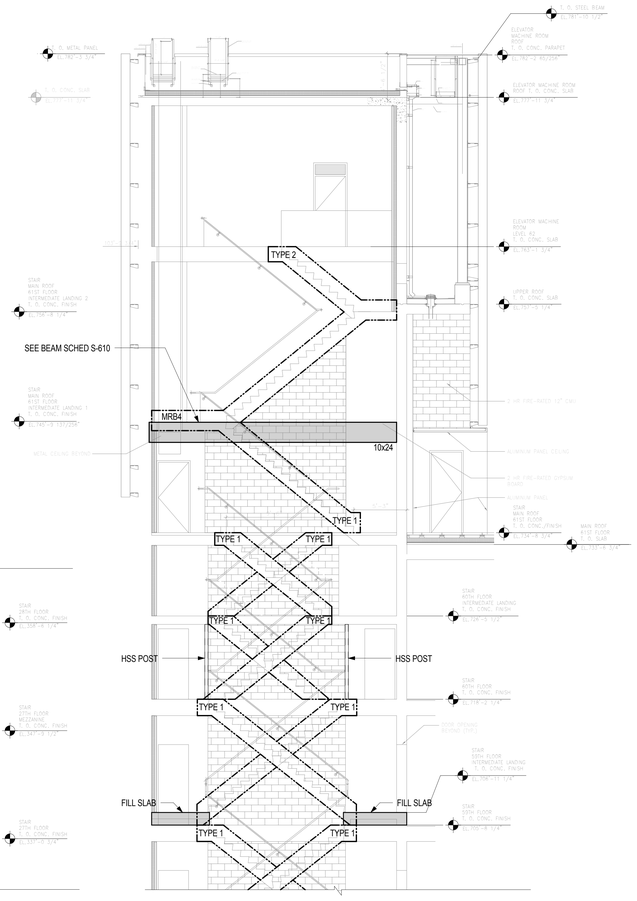

3 SECTION

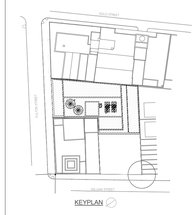

KEY PLAN

NOTES:

Number:	Date:	Revision:
3	09/22/2017	ISSUED TO DOB
2	06/03/2017	ISSUED TO DOB REV 1
1	06/14/2017	100% CD

Project:
130 WILLIAM STREET
130 WILLIAM STREET
NEW YORK, NY 10038

Client:
THE LIGHTSTONE GROUP
130 WILLIAM STREET PROPERTY OWNER LLC
460 PARK AVE, 13TH FLOOR
NEW YORK, NY 10022
(212) 616-9971

Architect:
HILL | WEST ARCHITECTS
11 BROADWAY
17TH FLOOR
NEW YORK, NY 10004
T. 212 213 8007

Creative Director
Adjaye Associates
415 Broadway, 3rd Fl.
New York, NY 10013
(212) 965-8477

Building Structures:
McNamara Salvia
62 West 45th Street, 11th Fl.
New York, NY 10036
(212) 246-9800

MEP Engineer:
Ventrop ECG, LLC
365 W 34th Street, 3rd Fl.
New York, NY 10001
(212) 244-5060

Exterior Facade Consultant:
Gilsanz Murray Steficek, LLP
129 West 27th Street, 5th Fl.
New York, NY 10001
(212) 254-0030

Landscape Architect:
Weintraub Diaz, LLC
19 New Street
Nyack, NY 10960
(845) 353-2500

Civil Engineer & Acoustic Consultant:
AKRF Engineering PC
440 Park Avenue South, 7th Fl.
New York, NY 10016
(646) 388-9829

IT & Security Consultant:
Anj Communications
133 Sunny Ridge Road
Harrison, New York 10528
(914) 967-1967

Pool Consultant:
Integrated Aquatics Engineering, Inc.
75 Shewell Ave
Doylestown, PA 18901
(215) 230-8623

Elevator Consultant:
Jenkins and Huntington
1251 Avenue of the Americas
New York, NY 10020
(212)-696-1818

DOB STAMPS & SIGNATURES:

STATE OF NEW YORK · ROBERT A. SULLIVAN · LICENSED PROFESSIONAL ENGINEER · 093540

Clara Gomez
Buildings
APPROVED
Under Directive 1 of 1975
Date: 11/06/2017
NYC Development Hub

DWG TITLE:
STAIR ELEVATIONS

NB#121192903

SEAL & SIGNATURE:

DATE:	03/31/2017
PROJECT #:	16118.00
SCALE:	3/16" = 1'-0"
DWG NO.	S-981